
NATIONAL

NORTHERN ROCKIES CHAPTER

PNW CHAPTER

REGION 5 CHAPTER

NATIONAL CONTRACT RESOURCES CHAPTER

GREAT BASIN CHAPTER

REGION 8 CHAPTER

REGION 2 CHAPTER



Testimony on HB 3006

Ways & Means Committee Hearing
March 30, 2017

Submitted by: Deborah Miley, NWSA, Executive Director

Chair Clem and Committee Members, I represent the National Wildfire Suppression Association. Our membership consists of professional wildland fire service vendors that contract with the agencies to provide resources to help suppress wildfires. Eighty percent of our members are based out of Oregon, and represent over 6500 wildland firefighters and over 3800 pieces of equipment for fire suppression in the Pacific Northwest. We make up 40% of all resources utilized nationally and up to 75% of resources for both the state agencies and federal agencies in the Oregon & Washington. We consider ourselves a true partner within Oregon's complete and coordinated fire protection system.

We support the effort to further conversation with all parties involved in wildfire about how all resources are dispatched to fires on Oregon Department of Forestry Jurisdiction. We have had this conversation with representatives of Oregon Department of Forestry for the past year, and believe that it is a conversation that needs to be had so there is a clear path of understanding to all partners how resources will be utilized. We believe that this could be resolved with an open dialogue with players representing the landowners, agency personnel and contract community at the table.

We support the landowners of Oregon who are our customer for services that we provide and support that the position that they have put considerable efforts into fire plans to provide for initial attack on their own land and that they should sustain that capability without interference.

Oregon Department of Forestry played a lead role in developing our industry in hand crews back in the 80's and that has been a successful program, and we want them to continue to take that lead with all other resources of which we are part of.

We believe the discussion needs to be had about how all resources after initial attack are currently being dispatched by Oregon Department of Forestry. It is paramount to the success of containing wildfires in the most efficient, cost effective manner, and there needs to be clear guidance for all resources available how their will be ordered by Oregon Department of Forestry to assist in achieving the common goal.

Our vendors create up to 10,000 jobs during the height of the fire season in rural areas of Oregon and keep Oregon dollars coming back to Oregon through our dispatches and agreements. We believe that it is in the best interest of Oregon and its landowners to support our local vendors, and ensure that the best possible resources are dispatched based not only on cost but performance.

We would like to see Oregon Department of Forestry take the lead in a conversation around this topic in the spirit of keeping with Oregon Department of Forestry's Complete and Coordinated Fire Protection System.

Mailing: P.O. Box 330
Lyons, OR 97358

PHONE (877) 676-6972
FAX (866) 854-8186
E-MAIL info@nwsa.us
WEB SITE <http://www.nwsa.us>

2015 All Private Resources - Operations												
Host Region	Heavy Equipment	Engines	Misc. Heavy	Faller Module	Faller Single	Heavy w/water	Water Tender Support	Water Tender Tactical	Nat. Contract Crews	ODF Hand Crews	Firefighting Resources	Total Resources
Region 1	219	201	67	69	69	66	132	4	2	0	1334	825
Region 2	25	20	20	1	0	0	15	4	0	0	126	85
Region 3	113	41	66	0	0	0	62	6	0	0	370	288
Region 4	152	88	74	14	7	7	54	14	2	0	602	412
Region 5	423	27	263	94	195	349	349	4	4	0	2265	1355
Region 6	369	352	301	125	226	22	232	0	24	165	6236	1816
Region 8	96	26	102	0	0	0	9	0	1	0	305	234
Region 9	0	22	11	0	0	0	2	2	0	0	81	37
Region 10	0	0	0	0	0	0	0	0	0	0	0	0
Total	1897	777	944	301	697	85	855	26	33	165	11219	5662

Updated From VIPR 10/7/2015


2015 ALL RESOURCES - LOGISTICS

Region	Clerical	Comm Trailers	Type 3 Caterer	Crew Buses	Fuel Tender	GIS	Gray Water	Hand Wash Trailer Mounted	Heli Support Trailer	Mech w/truck	Mobile Sleeper	Mobile Laundry	Stakeside Vehic	Port. Toilet	Portable Air Tower	Potable Water	Refrigerated Trailers	Road Grader	Short School Bus	Tents	Transport	Vehicle PU, SUV, ATV, Van	Chainsaw Repair	Weed Wash	Total Resources	
Region 1		5	3	140	9	4	24	50	9	13						21		44	18	25	67	31		20	489	
Region 2	1	2		15	14		17	14	5	8						15	2	9			40	23		13	164	
Region 4	1	3		66	41	3	41	45	8	45	22			24		41	0	14		178	85				576	
Region 5	13	10		61	44	7	52	32	7	20			11			30	15	10		98	98	25		31	559	
Region 6	13	14		65	97	15	147	77	10	82	58	69	51	84	4	138	20	51		362	314	224	11	46	2008	
Region 8	10	16		29	50	5	43	57	20	31		20	39			44	64	47			10	170		33	678	
Region 10				9														5							24	
																										0
Totals	59	45	0	310	209	30	300	225	50	186	58	111	101	100	4	268	101	136	0	540	542	515	11	121	4009	

Contractors do. "Cost Analysis: Wildland Crews and Engines," prepared this year by the NWSA board of directors, demonstrates the cost effectiveness of contracted workforces by incorporating the cost factors traditionally absent from comparisons of expenditures for contract and agency resources.

[SOURCE: THE CONGRESS OF THE UNITED STATES, CONGRESSIONAL BUDGET OFFICE, CONTRACTORS' SUPPORT OF U.S. OPERATIONS IN IRAQ, 22]

PUBLIC AND PRIVATE WILDFIRE SUPPRESSION FORCES



40%*

of wildfire suppression forces are Private Contractors. Public Agencies are 60%.
* Total number: 10,400

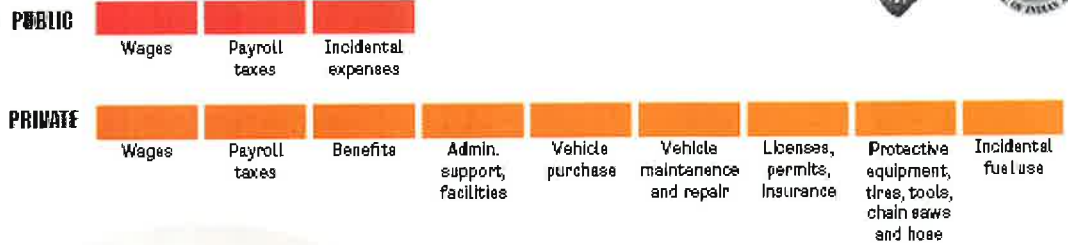
PUBLIC AGENCIES INVOLVED IN FIRE SUPPRESSION

75%

of wildland suppression expenditures are incurred by the United States Forest Service.



WHAT DO PUBLIC VS. PRIVATE AGENCIES ACCOUNT FOR IN THEIR FIRE SUPPRESSION BUDGETS?

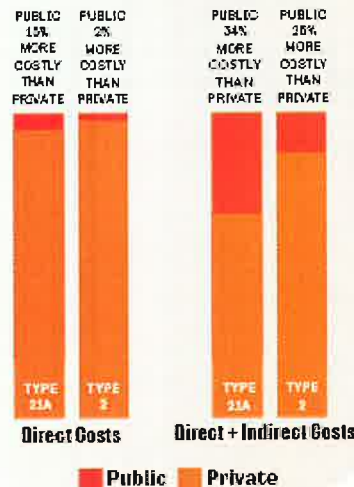


AVERAGE DAILY HAND CREW COSTS
On average, Public Agency Type 2

30%


MORE COSTLY than Private Contractor Type 2.

Hand Crews One-day assignment costs



INDIRECT COSTS ADD UP FOR PRIVATE CONTRACTORS
Indirect costs Private Contractors include in their operating budgets but Public Agencies do not when figuring daily rate of fire suppression.

30% 34%

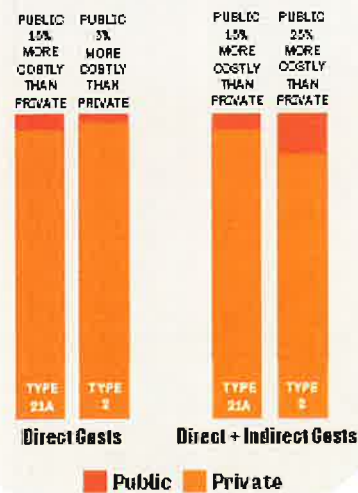


PUBLIC AGENCY ENGINE CREWS TYPE 6

24%

MORE COSTLY on average than Private Contractor Type 6.

Hand Crews Standard 14-day assignment costs



Engine Crews Type 6 Standard 14-day assignment costs

RURAL 60% MORE COSTLY THAN PRIVATE
STATE 71% MORE COSTLY THAN PRIVATE
COUNTY 43% MORE COSTLY THAN PRIVATE
AGENCY 17% MORE COSTLY THAN PRIVATE



Direct + Indirect Costs
Public Private

PUBLIC AGENCY \$6,000 & \$114,000 MORE COSTLY

than Private Contractor expenditures for a 14-day wildland fire suppression assignment (for Direct Costs and Direct + Indirect Costs, respectively).

