



Senate Committee on Finance and Revenue
Oregon Liquor Control Commission
Steve Marks, Executive Director
Bill Schuette, Economist
April 4, 2017

MARIJUANA PROGRAM OVERVIEW

- **Facilitates licensing and worker permit process** (screens applications, tracks down missing information, answers questions, coordinates medical inventory transfer, coordinates with ODA)
- **Analyzes Cannabis Tracking System (CTS) data** (proactive education, referral to investigate staff, statewide data compilation and reports)
- **Prepares educational bulletins and notices** to prevent compliance issues
- **Coordinates with ODA, OHA, DOR** on interagency agreements, joint investigations, and successful flow of information
- **Coordinates with outside vendors** Metrc and NIC/USA on the CTS and online license application system, and performing updates and improvements
- **Coordinates with local government** on land use compatibility statements, approved and/or denied applications and on licensee local jurisdiction code violations
- **Approves all packaging and labels** for medical and recreational marijuana products

PUBLIC SAFETY AND LICENSING PROGRAM RELATED TO MARIJUANA

- Approves license applications and renewals for marijuana growers, processors, wholesalers, retailers, and labs
- Enforces marijuana laws (premises visits, minor decoy, violations, cooperate with local law enforcement)
- Issues marijuana worker permits
- Investigates citizen and local government complaints/concerns
- Works with licensees to achieve compliance through education
- Writes violations and assists in preparing and representing cases at administrative hearings for licensee and worker permit violations

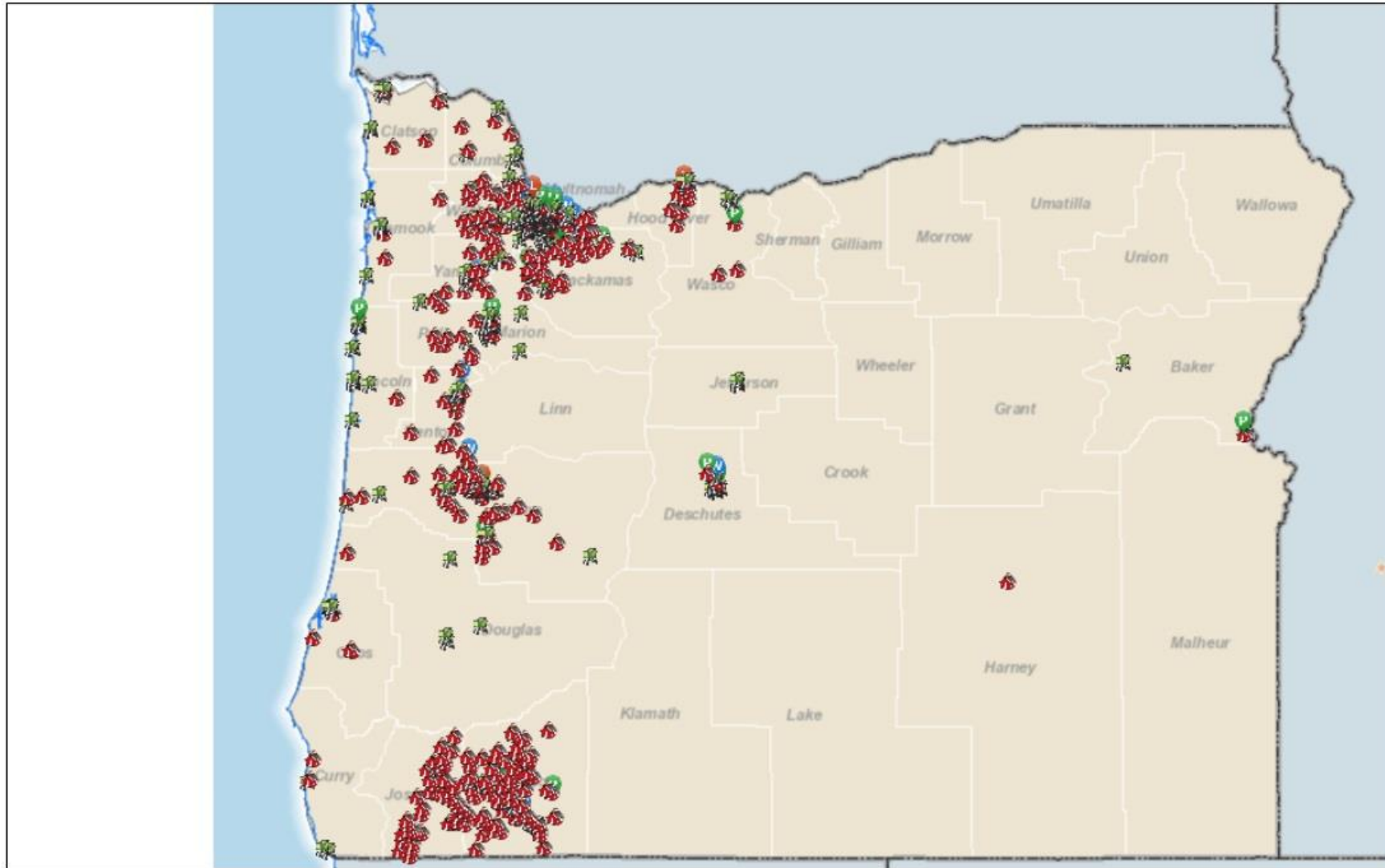
MARIJUANA LICENSES & PERMITS

	Active and Approved Licenses	Applications For Licenses Yet to Be Processed	2015-17 Forecast of Active Licenses	Updated Forecast of Active Licenses for 2017-19
Laboratory	19	5	5	19
Processor	86	190	120	200
Producer	481	756	330	941
Retailer	398	200	310	468
Wholesaler	68	82	65	115
Research	0	2	0	1
License Total	1,052	1,235	830	1,744

	Active and Approved Permits	Application for Permits Yet to Be Processed	2015-17 Forecast of Active Permits	Forecast of Approved Permits in 2017-19
Worker Permits	12,439	1,542	6,200	29,000


Totals as of March 23, 2017


Recreational Marijuana Locations Map




February 17, 2017


OLCC_APPLICATIONS_WEB_MERCATOR


 Recreational Producer

 Recreational Retailer

 Recreational Processor

 Recreational Wholesaler

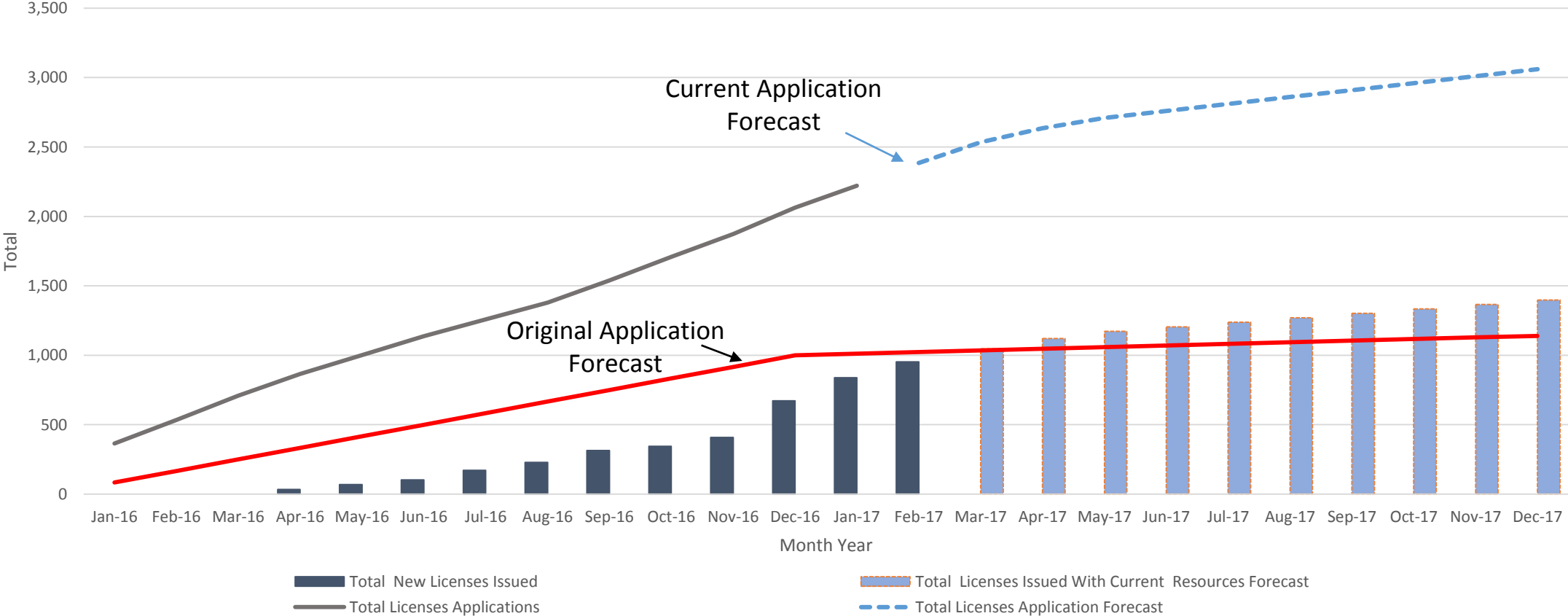
 Laboratory



State of Oregon Geospatial Enterprise Office

TOTAL APPLICATIONS AND ISSUED LICENSES FOR RECREATIONAL MARIJUANA

Actuals and Forecast

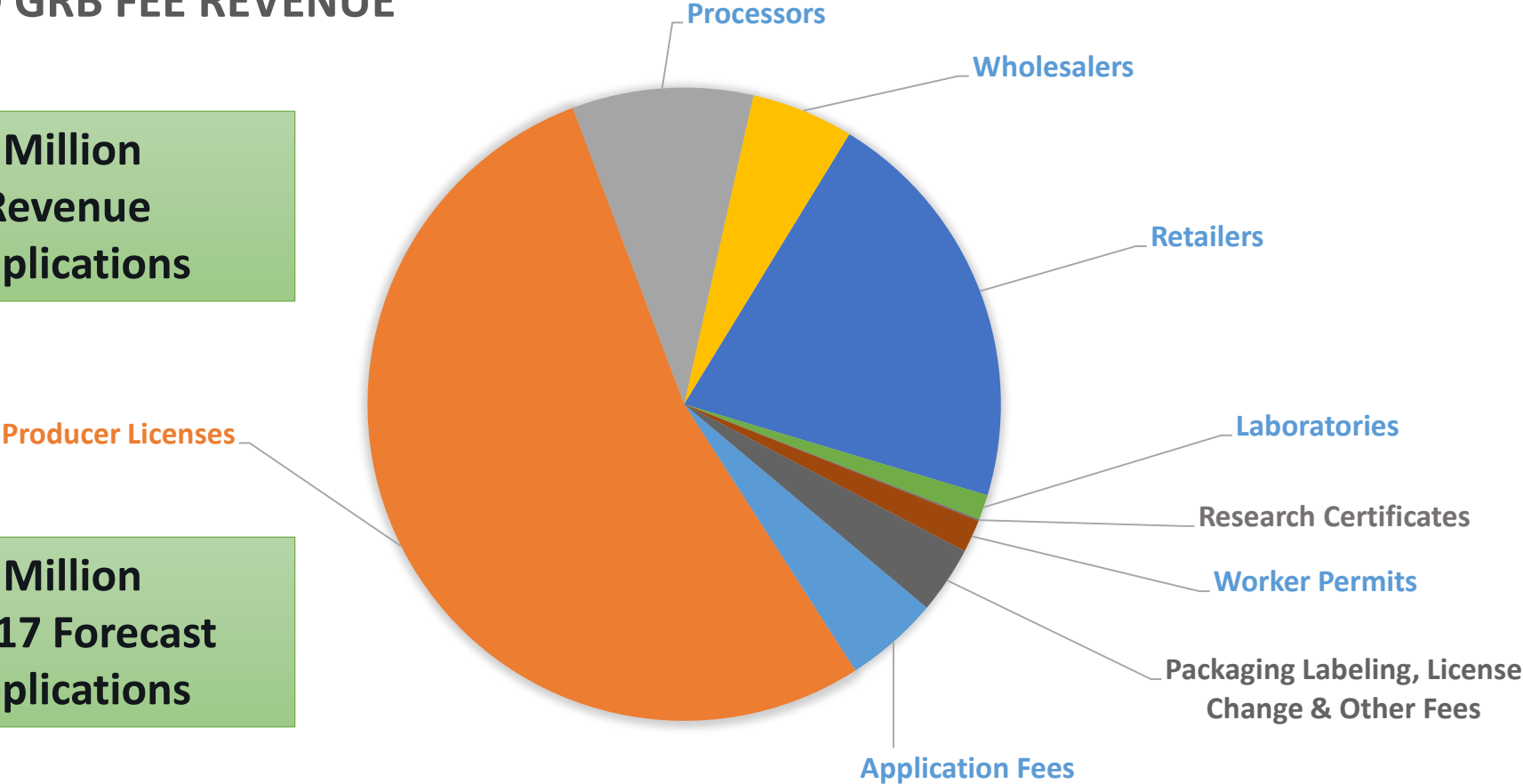


MARIJUANA LICENSE FEE REVENUE

2017-19 GRB FEE REVENUE

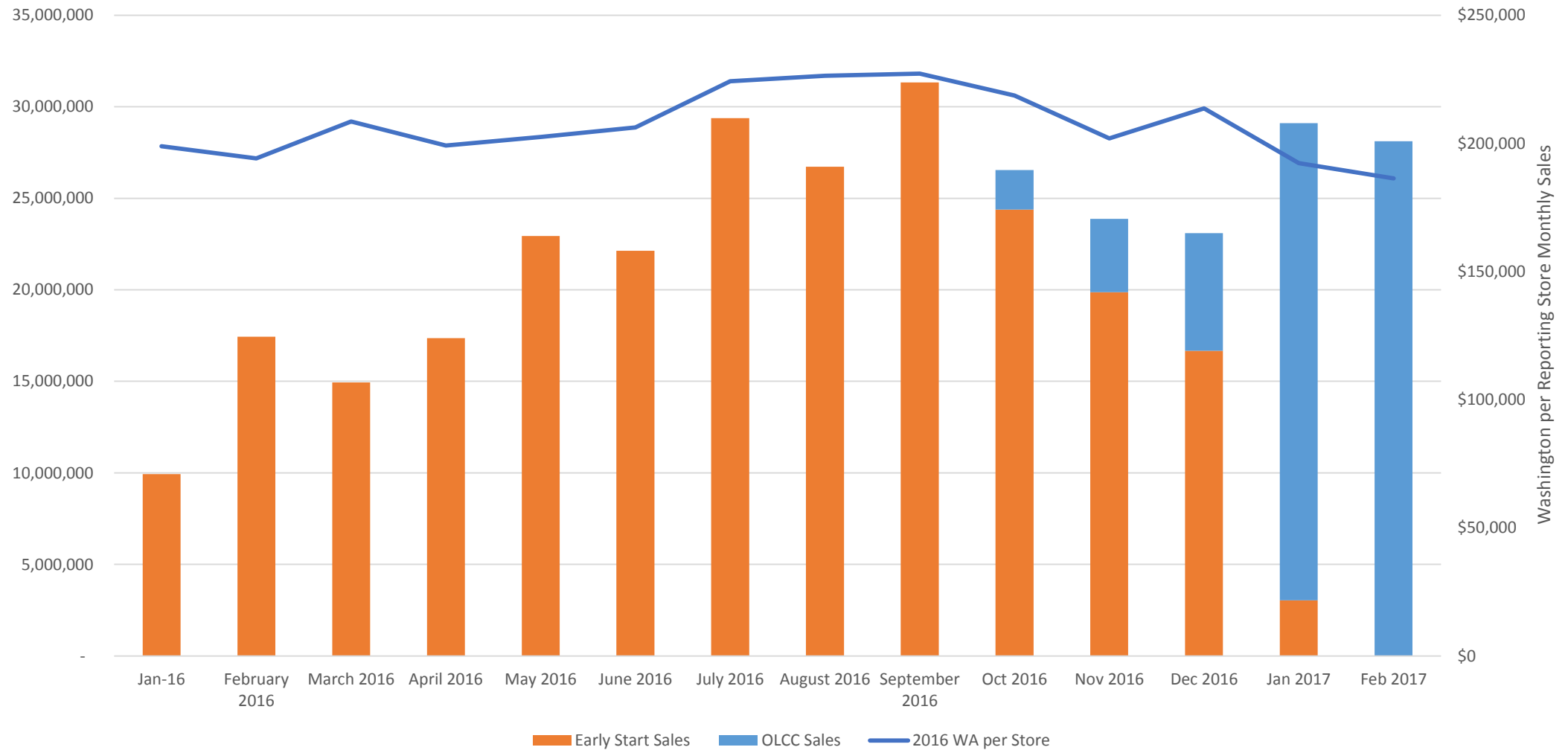
\$10.7 Million
Total Revenue
1,400 applications

\$16.6 Million
March 2017 Forecast
2,200 applications



Oregon Marijuana Sales

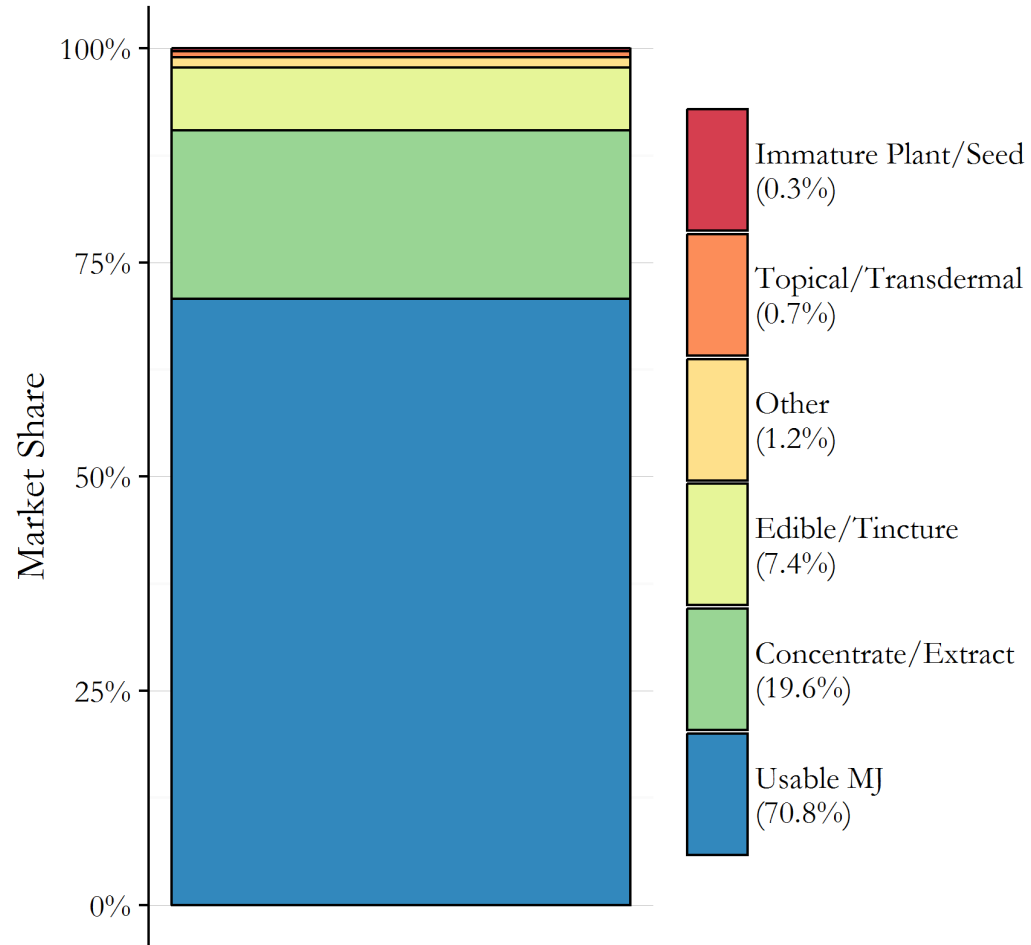
Taxed Marijuana Sales under Different Regimes,
FY 2015-17



Market Share



Market Share by Product Type



Moving Forward



- Testing
 - Working with OHA, Governor's office
- Compliance
 - Cannabis Tracking System investigations
 - Sanctions and administrative hearings process
 - Law enforcement coordination
- Licensing
 - Existing and new applications
 - Renewal Process
- Resource Constraints
 - Licensing and enforcement staff
 - Legislative changes

OLCC'S MISSION

Support businesses, public safety,
and community livability
through education and the enforcement
of liquor and marijuana laws.

