



# Better Transit Oregon

---

OTA TRANSIT ENHANCEMENT PROJECT






# [www.BetterTransitOregon.org](http://www.BetterTransitOregon.org)

---

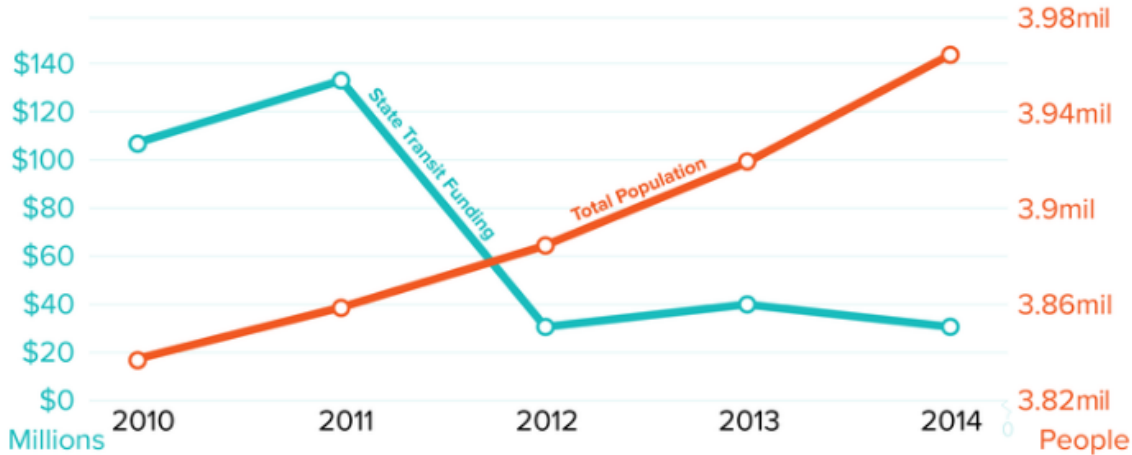


*OREGON AND OREGONIANS NEED*  
**BETTER TRANSIT  
FUNDING**



# WHY BETTER TRANSIT?

OREGON STATE TRANSIT FUNDING VS POPULATION GROWTH, 2010-2014



Sources: Population Research Center, Portland State University (2016);

AASHTO Survey of State Funding for Public Transportation (2014)

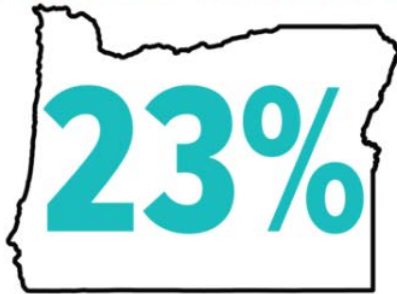




RVTD's Small Urban character attracts higher numbers of the most vulnerable populations.

OREGON IS GETTING OLDER


IN 2015, 16% OF OREGONIANS WERE OVER THE AGE OF 65



OF OREGON'S  
POPULATION  
WILL BE 65+  
BY 2050

Source: Population Research Center, Portland State University (2016); State of Oregon: Department of Administrative Services (2013)

Age Group	<u>Jackson County</u> Population Percentage 2015	Oregon Population Percentage 2015
65 to 74	12.2%	9.8%
75 to 84	5.9%	4.5%
85+	2.8%	2.1%
Total 65 and Over	20.8%	16.4%
All ages	100%	100%



# Better Transit Goals

---



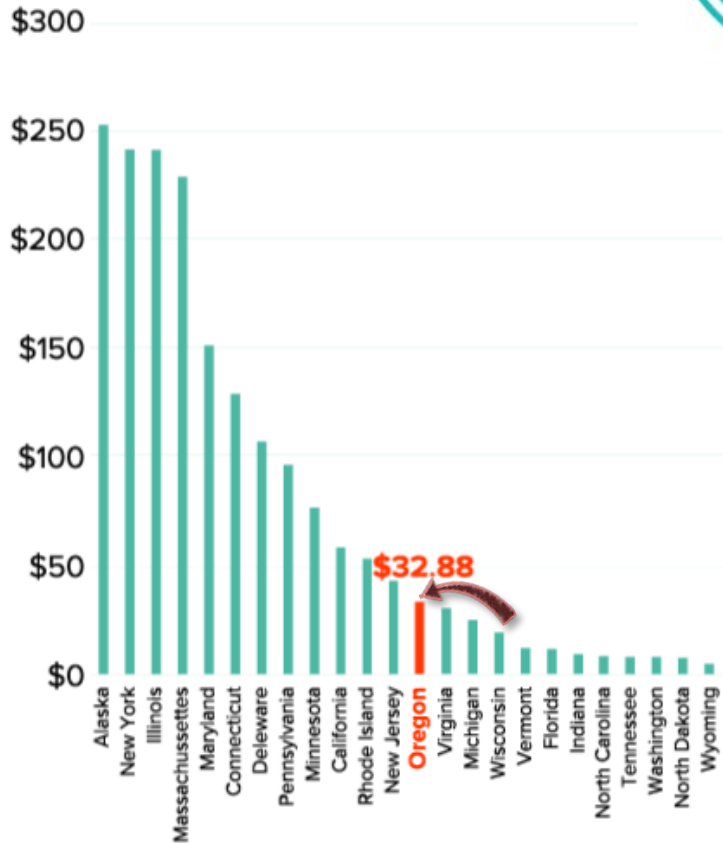
RVT provides **1.5 million** rides each year

**62%** of riders have no vehicle

**66%** of riders make less than \$15,000 per year



# WHY BETTER TRANSIT?

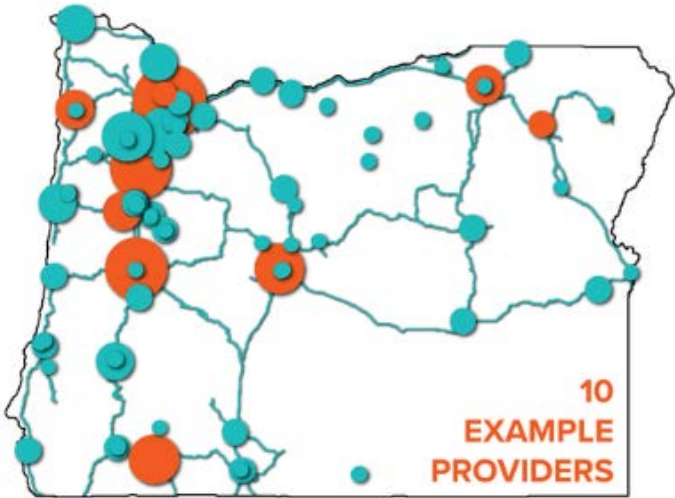


Let's put this in perspective...

RVTD's "what if" rings up to a roughly \$3 million per year. In 2014 the State of Oregon put roughly **\$8.24** per person toward transit. If the State put an additional \$100 million toward transit every year, it would be spending **\$32.88**- enough to put us in the top **25%**.



WHAT ARE THE BENEFITS?



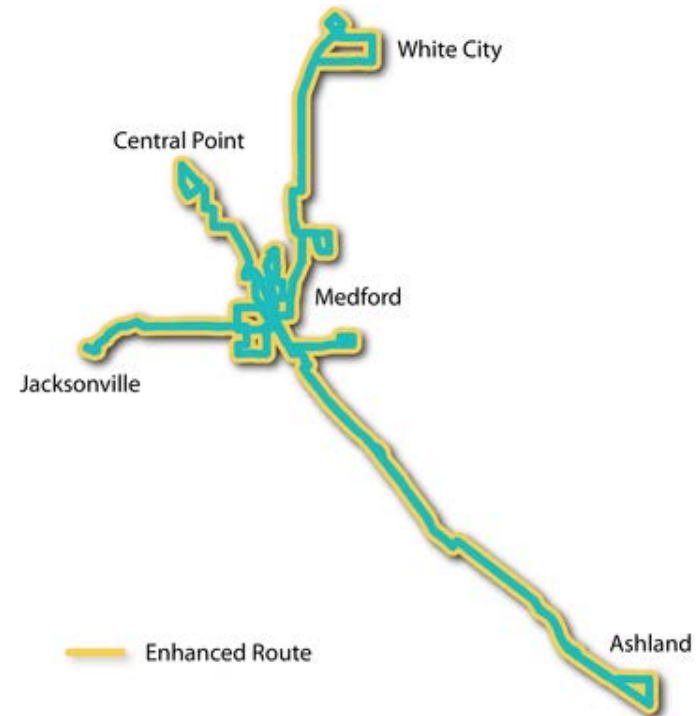
90 Transit Providers in Oregon.  
10 Better Transit Examples



- Large Urban, Regional, and Rural –
- Coast, Willamette Valley, Central, Eastern, and Southern Oregon -



# Better Transit Service



## New Service

Hwy 99 Express, Central Point Circulator, Ashland Circulator

## Enhanced Service

Saturday Service Frequency, Expanded Evening Hours





# Better Transit Impacts



## Access to Jobs

**95% more jobs** within  
60 minutes from  
Downtown Ashland and  
**30% more jobs** within  
60 minutes from  
Downtown Medford

## Frequent Transit

**8% more** residents  
serviced by frequent  
transit

## More Service

**36% increase** in total  
service hours



# State-Wide Impact

---



**BETTER TRANSIT COULD  
ALLOW OREGON'S TRANSIT  
PROVIDERS TO INCREASE SERVICE  
HOURS BY 37% STATEWIDE**