

Miki Barnes  
PO Box 838  
Banks, Oregon 97106  
503-324-0291

Date: 2/22/17

To: Senate Committee on Business and Transportation

Topic: Testimony in support of Senate Bill 128

I would like to extend my thanks to Senator Chuck Riley for sponsoring SB 128 and Representative Chris Gorsek for sponsoring a house version of this legislation, HB 2715.

As stated in the bill summaries, the proposed legislation:

Provides that airport authorities operate independently of Board of Commissioners of Port of Portland. Provides that airport authorities have exclusive right to exercise all power and authority of Port of Portland with respect to Hillsboro Airport and Troutdale Airport.

Provides that airport authorities are composed of nine members elected from county in which airport is located.

For far too long, non-elected Port of Portland commissioners have made decisions regarding the Hillsboro and Troutdale Airports without considering the significant noise intrusions and environmental pollution caused by general aviation aircraft. As a result homes, schools, daycare centers, recreational areas, neighborhoods and local communities are routinely assailed by noise, lead emissions and host of other toxins released by users of these airports, both of which cater in large part to the flight training industry.

The passage of SB 128 and HB 2715 could help to insure that individuals impacted by Port of Portland airport policies would have the opportunity to elect representatives from the jurisdictions in which the airports are located. In addition, the monthly meetings held by the airport authorities would take place in the county where the airports are located, instead of in Portland.

The Port is essentially a corporation with easy access to public money and land via taxation, eminent domain, and government hand-outs. Yet it remains woefully bereft of the transparency and accountability that elected representation confers.

A genuine commitment to democracy demands that the fundamental voting rights of the electorate are honored and respected rather than repressed and denied and also insures a genuine regional approach that considers the environment, public health, safety, security and related impacts rather than allowing aviation business interests and the Port of Portland to exploit the public good in an effort to promote their financial gain.

Thank you for your time and consideration.

Sincerely,

  
Miki Barnes



Date: February 22, 2017

To: House Committee on Transportation Policy

From: Miki Barnes, Pres. of *Oregon Aviation Watch*, PO Box 838, Banks, Oregon 97106, 503-324-0291

Topic: Testimony in support of the passage of House Bill 2109 – the prohibition of the sale, use and dispensation of leaded aviation fuel as of January 1, 2022

I would like to express my gratitude to Representative Mitch Greenlick for sponsoring this bill and to Senator Chuck Riley for sponsoring a senate version of the legislation, SB 115.

*Oregon Aviation Watch (OAW)* is a 501(c)(3) non-profit organization whose mission is to enhance and protect the quality of life for Oregon residents by eliminating the adverse impacts of aviation activity. We are thankful that the legislature has agreed to address this issue through HB 2109 and SB 115 by prohibiting leaded aviation fuel as of January 1, 2022. However, due to the serious dangers posed by lead exposure and poisoning, *Oregon Aviation Watch* urges you to establish the ban sooner. By 2022, the Hillsboro Airport alone will release another 4-5 tons of lead into the air. Other airports across the state will also contribute to this highly toxic environmental and public health risk.

On February 15, 2017, a number of pilots voiced their opposition to the Senate version of this bill, SB 115. Some spoke of the economic benefits of general aviation but none mentioned the hidden costs of continually exposing impacted residents to lead and a host of other toxins, including oft-times relentless noise.

In this regard it is important to bear in mind that registered pilots in Oregon represent less than 1/3 of one percent of the population. This percentage is also reflected on the national level. According to the Federal Aviation Administration (FAA) as of 2016 there were 584,362 registered pilots in the U.S.<sup>1</sup> Yet the burden of the negative impacts posed by this small group is borne by residents who have little if any recourse for remedying this extremely unfair and unjust situation. None of the people who are negatively impacted were given an option to vote on whether to sacrifice the enjoyment of their properties or be subjected to the frequent noise disruptions and pollution inflicted by aviation hobbyists and flight training schools.

### **Cost of Aviation Pollution**

An 8/23/16 report by MIT researchers explored the financial costs of IQ loss from leaded aviation fuel.

An excerpt from the report reads as follows:

**We find that aircraft-attributable lead contributes to \$1.06 billion 2006 USD (\$0.01-\$11.6) in annual damages from lifetime earnings reductions, and that dynamic economy-wide methods result in damage estimates that are 54% larger.** Because the marginal costs of lead are dependent on background concentration, the costs of piston-driven aircraft lead emissions are expected to increase over time as regulations on other emissions sources are tightened.<sup>2</sup>

The health costs for treating lead exposure include expenses related to ADHD, miscarriages, birth defects, conduct disorder, antisocial personality disorder, increased violence, learning and behavior problems, cardiovascular disease, kidney ailments, and a host of other serious conditions that place a substantial burden on families, schools, the educational system, the medical system, community corrections, and society as a whole.



## **Hillsboro Airport – Largest Source of Lead Emissions in Oregon**

The Port of Portland owned and operated Hillsboro Airport is the largest general aviation airport in Oregon. It is primarily a flight training facility which routinely logs over 200,000 operations per year. As a result of the extensive use of HIO, it has become the largest facility source of lead pollution in Oregon with estimated emissions of 0.7 tons per year (tpy) in 2007.<sup>3</sup> Out of nearly 20,000 airports nationwide, HIO ranks in the top one percent, 21<sup>st</sup> in the nation in lead emissions.<sup>4</sup> Federal Aviation Administration (FAA) forecasts projected that HIO lead emissions will climb to 0.8 tpy in 2016 and 0.9 tpy by 2021<sup>5</sup>, however, the construction of a third runway at this airport has nearly doubled HIO's capacity, thus lead and other toxic emissions may increase well beyond Port estimates.

HIO came into existence as a grassy airstrip in 1928. Forty years later, the Port of Portland assumed ownership, yet in the nearly half century it has operated this facility it has never measured lead in the soil or air in the vicinity of the airport. Neither the Port nor DEQ has ever actually measured lead levels at HIO or any other airport in Washington County. The emissions reported by these agencies are based solely on estimates. During its 88 year history, an Environmental Impact Statement (EIS) has never been done at HIO.

The international flight training school, Hillsboro Aero Academy (formerly Hillsboro Aviation) is based at HIO. In late 2014, Max Lyons, the owner of Hillsboro Aviation, sold the flight school to out of state investors. After the sale he stayed on as part owner, manager and CEO of the school. He also continued to run Hillsboro Aviation, which offers charter, sales, and maintenance services.

The private businesses owned and or managed by Lyons at both Hillsboro and Troutdale airports are major contributors to noise, lead and other toxic emissions associated with these facilities.

According to the FAA Registry, nearly half of the 265 based aircraft at the Hillsboro Airport are registered to companies owned, partly owned, or managed by Lyons. Hillsboro Aero Academy has 83 based aircraft and Hillsboro Aviation lists 41. Yet another HIO aircraft is registered to Lyons Aircraft Leasing LLC and two are registered to his wife, Carol Lyons. The publicly funded \$17 M third runway was constructed in large part to accommodate the for-profit, private business interests promoted by Mr. Lyons. Please note that \$4M of the runway expansion cost was donated by the State of Oregon via a ConnectOregon grant.

Though Lyons has benefited greatly from public subsidies, he has declined to provide information on the number and types of operations his businesses logs. He also refuses to give the exact numbers regarding how many students come from the local community, out of state, or overseas. It is my understanding that the majority of students, upwards of 60-70 percent, are from outside the country. In any case pilots who train at this facility fly repetitively over homes and neighborhoods both close-in to the airport and at designated training areas within a 20 mile radius of HIO

Other airports around the region are also cashing in on the flight training business including, but not limited to, Stark's Twin Oaks, Scappoose Airpark, Aurora, Troutdale, and host of other facilities. One public flight training airport in Washington County, Skyport, operates in violation of state land use laws which do not permit public airports on land zoned for Exclusive Farm Use.

### **HB 2109 and SB 115 - Possible Amendment**

I would like to express my support for the amendment suggested by Jim Lubischer in his 2/16/17 submission in which he stated

I would amend SB 115 to apply only to intrastate flight training operations. In addition, I would make the effective date January 1 of either 2018 or 2019.

The legal decisions below explain that intrastate operations are not federally pre-empted insofar as these flights do not leave the state from which they originate. This means that the state and local governments

Oregon Aviation Watch (OAW) Testimony in Support of Leaded Aviation Fuel Ban - Submitted by Miki Barnes - 2/22/17 2



can impose restrictions without deferring to the FAA. In the case of touch-and-go training maneuvers pilots take-off and return to the same airport. These flights remain within 4-5 miles of the airport at elevations below 2,000 feet. Other training operations involve flying to designated training locations within a 20 mile radius of the airport before returning to the airport from which they originated. In both cases pilots fly repetitively over homes, neighborhoods, recreational areas, prime farmland, and waterways.

- Regulations that affect flights that start and end within the same state. *SeaAir NY, Inc. v. City of New York*, 250 F.3d 183 (2d Cir. 2001).
- Measures taken by the government as the proprietor of an airport that are reasonable, non-arbitrary, and non-discriminatory. *Nat'l Helicopter Corp. of Am. v. City of New York*, 137 F.3d 81, 88-89 (2d Cir. 1998)

### **General Aviation Activity - Primary Source of Airborne Lead Emissions**

The EPA National Emissions Inventory (NEI) database tracks various toxic pollutants throughout the U.S. A search of the 2011 NEI table on lead emissions in Oregon yielded 512 sources, over 80% of which (417) were airports.<sup>6</sup> Due to serious health risks associated with lead, this pollutant was phased out of automotive fuel between 1973 and 1996 and banned as a paint additive by 1978. Notwithstanding, the known dangers associated with this heavy metal, the general aviation industry persists in using leaded fuel. Per EPA estimates, of the 950 tons released nationwide in 2008, more than half were from piston-engine aircraft.<sup>7</sup> By contrast, commercial aircraft use unleaded jet fuel. For this reason general aviation airports often, but not always, release far more lead into the environment than commercial passenger airports.

As a result, residents, including children and pregnant women, living within the vicinity of Oregon's more than 450 general aviation airports are likely breathing air containing lead, especially in light of the EPA finding that, "Lead concentrations in air increase with proximity to airports where piston-engine aircraft operate."<sup>8</sup> Reliable studies revealed that children living in close proximity to an airport had higher blood lead levels. After completing a study of airports in six North Carolina Counties, Duke University researchers concluded that,

...living within 1000 m [2/3 mile] of an airport where aviation gasoline is used may have a significant effect on blood lead levels in children. Our results further suggest that the impacts of aviation gasoline are highest among those children living closest to the airport.<sup>9</sup>

### **Impacts of Lead on Human Health and the Ecosystem**

Lead is a pernicious neurotoxin and probable carcinogen. An extensive body of literature now links elevated blood lead levels, even in very low amounts, with Attention Deficit Hyperactivity Disorder (ADHD), a disorder that can result in devastating effects on children, their families and society. The symptoms of ADHD include extreme hyperactivity, impulsivity, inattentiveness and distractibility. ADHD often co-occurs with conduct and oppositional defiant disorders.

The Centers for Disease Control (CDC) has warned that "No safe blood lead level in children has been identified. Even low levels of lead in blood have been shown to affect IQ, ability to pay attention, and academic achievement. And effects of lead exposure cannot be corrected."<sup>10</sup>

As explained by the EPA,

Once taken into the body, lead distributes throughout the body in the blood and is accumulated in the bones. Depending on the level of exposure, lead can adversely affect the nervous system, kidney function, immune system, reproductive and developmental systems and the cardiovascular system. Lead exposure also affects the oxygen carrying capacity of the blood. The lead effects most commonly encountered in current populations are neurological effects in children and





cardiovascular effects (e.g., high blood pressure and heart disease) in adults. Infants and young children are especially sensitive to even low levels of lead, which may contribute to behavioral problems, learning deficits and lowered IQ.<sup>11</sup>

The EPA also warns about the deleterious effect of lead on ecosystems:

Lead is persistent in the environment and can be added to soils and sediments through deposition from sources of lead air pollution...Elevated lead in the environment can result in decreased growth and reproductive rates in plants and animals, and neurological effects in vertebrates.<sup>12</sup>

As explained by the Agency for Toxic Substances and Disease Registry (ATSDR), "Once lead falls onto the soil, it sticks strongly to soil particles and remains in the upper layer of soil...Lead may remain in soil particles or sediment in water for many years."<sup>13</sup>

Aviation emissions contribute to the toxic build-up in air, soil and water. According to the EPA, "Lead emissions, especially those at altitude, undergo dispersion and eventually deposit to surfaces, and lead deposited to soil and water can remain available for uptake by plants, animals and humans for long periods of time."<sup>14</sup>

Despite these serious impacts, little has been done to test for lead in the vicinity of the largest facility source of lead in the state, the Hillsboro Airport.

Per a June 2016 Washington County Public Health Department report,

In Washington County, population lead poisoning statistics are not comprehensive and many at risk children are not being tested. Of the 45,000 children under the age of six in Washington County, approximately 3% (on average 1260 children) are tested for elevated blood lead levels per year.<sup>15</sup>

This same report states that "Environmental sampling data (air, soil, and water) for the Hillsboro Airport is limited"<sup>16</sup> and went on to suggest that "More data on the presence (or absence) of lead contamination in the soils in and around the Hillsboro Airport would allow for a more comprehensive exposure assessment."<sup>17</sup>

### **HIO Aviation Lead Emissions Higher Than Estimates Reflect**

The evidence to date suggests that HIO lead emissions may be higher than current estimates reflect.

- There is a significant discrepancy in the time the Port factored in for the Landing and Take-Off (LTO) mode of flight. The Port estimated 10 minutes whereas the EPA factors in 16 minutes. The Port offered no explanation for why it chose a shorter LTO phase.
- Neither the Port nor DEQ factored in pre-flight engine run-ups in their estimates even though the EPA has described run-ups as "the most important contributor to peak air Pb [lead] concentrations" at and in the vicinity of an airport.
- DEQ did not factor cruise phase lead emissions into their Portland Air Toxics Solutions (PATs) study model. According to the EPA, based on 2008 estimates, an additional 5.3 tons of lead was released in Oregon when aircraft were flying above 3,000 feet. In light of the significant amount of flight activity that occurs in Washington County, there is a high likelihood that much of the cruise phase lead emissions are impacting Washington County residents.



## **Lead Emissions during the Landing and Take-off Cycle (LTO)**

The EPA determines lead emissions for individual airports by estimating the time that aircraft spend in various modes during the landing and take-off (LTO) cycle. This phase of flight includes taxi/idle-out, takeoff, climb-out, approach and taxi/idle-in but not the cruise phase. Consideration is also given to whether the aircraft has one or two engines, the concentration of lead in the fuel, and the retention of lead in the engine and oil.<sup>18</sup>

In their Environmental Assessment on the proposed third runway at HIO, the Port estimated emission levels of 0.7 tpy in 2007 based on "10.0 total minutes of aircraft taxi/idle time..."<sup>19</sup> Port documentation on this topic provided no explanation as to why other LTO modes such as take-off, climb-out, and approach were not considered. Nor did the agency differentiate between taxi-idle-in and taxi-idle out. By contrast, the EPA factors in 16 minutes for the LTO cycle.<sup>20</sup> These significant discrepancies suggest that the Port may have underestimated actual emission levels by shaving 6 minutes off the LTO cycle.

## **Lead Emissions from Run-Ups Not Included in Emission Estimates**

Detailed data obtained from modeling and monitoring lead emissions at and in the vicinity of the Santa Monica Airport, a general aviation facility that typically logs half as many operations as HIO, was published by the EPA in February of 2010,

Included in the report was a comment from the director of a flight school,

Dr. Richard Pat Anderson, the Director of the Flight Research Center at Embry-Riddle Aeronautical University in Daytona, Florida who reported that their experienced pilots conduct run-up checks for a total of 1 minute and their pilots in training for 2 minutes...<sup>21</sup>

The study concluded that during both the summer and winter months, ground run-up pre-flight engine checks were "the most important contributor to peak air Pb [lead] concentrations."<sup>22</sup> An EPA memo dated November 2010 also emphasized the high level of lead emissions associated with run-up operations,

The location of the predicted maximum lead concentration(s) at airports is downwind of the area(s) where pilots conduct the preflight run-up checks and take-off.<sup>23</sup>

However, despite the availability of this information, the Port CDM lead study failed to include run-up emissions. *Oregon Aviation Watch* raised this concern in testimony submitted on the proposal to construct a third runway at HIO. In response the Port stated,

The commentator is correct that the emissions modeling did not specifically include aircraft engine run-ups. The FAA requires the use of EDMS to evaluate aircraft/airport emissions, and this model is not enabled to calculate run-up emissions. Research is currently underway to develop ways to capture engine run-ups in emission models; however, an industry-accepted standard approach to such modeling has not yet been adopted.<sup>24</sup>

It is worth noting that the EPA was well aware of the shortcomings of the FAA modeling system for estimating lead,

EDMS has a limited number of piston engine aircraft in its aircraft data and is currently not set up to calculate metal emissions and thus, it is not a readily available tool for determining airport lead emissions related to aircraft operations.<sup>25</sup>

## **Neither Port or DEQ Factored in Cruise Phase Emissions**

The landing and take-off cycle does not include lead emissions released during the cruise phase. In the words of the EPA,



For inventory purposes, lead emitted outside the LTO [landing and take-off] cycle occurs during aircraft cruise mode and portions of the climb-out and approach modes above the mixing height (typically 3,000 ft.). This part of an aircraft operation emits lead at various altitudes as well as close to and away from airports.<sup>26</sup>

In the case of HIO, nearly 2/3 of the 212,543 operations in 2011 were local touch and go training maneuvers<sup>27</sup> and as such remained under 2,000 feet, well below the mixing height.

Per EPA estimates based on 2008 operational counts, an additional 5.3 tons of lead were released over Oregon during the cruise phase<sup>28</sup> which occurs when aircraft fly above 2,000 feet. Due to the location of multiple airports within close proximity to HIO, in conjunction with the intensive flight training activity throughout the area, there is a high likelihood that much of this additional tonnage was, and is continuing to be, released over Washington County homes, neighborhoods, schools, day care centers, assisted living facilities, recreational areas, water sources, and prime farmland.

\*\*\*\*\*

Attachment: Please include hard copy version of slide presentation by Miki Barnes on behalf of *Oregon Aviation Watch* dated 4/15/15 in the record. This is a 17 page document of the slides shown to the Transportation and Economic Development Senate Committee in support of Senate Joint Memorial 1 that was under consideration during the 2015 session.

---

<sup>1</sup> Data and Research: U.S. Civil Airman Statistics. Federal Aviation Administration (FAA). (2016). Available on-line at [https://www.faa.gov/data\\_research/aviation\\_data\\_statistics/civil\\_airmen\\_statistics/](https://www.faa.gov/data_research/aviation_data_statistics/civil_airmen_statistics/).

<sup>2</sup> Wolfe, PJ, Giang, A, Sshok, A, Selin, NE, Barrett, SR. Costs of IQ Loss from Leaded Aviation Gasoline Emissions. Environmental Science and Technology. (9/6/15). Abstract available on-line at <https://www.ncbi.nlm.nih.gov/pubmed/27494542>.

<sup>3</sup> Hillsboro Airport Parallel Runway 12L/30R. Draft Environmental Assessment. Volume 2 Appendices. Prepared for Port of Portland by CH2MHILL. (October 2009). Pg. C3 1-2.

<sup>4</sup> EPA Memorandum from Marion Hoyer and Meredith Pedde to the Lead NAAQS Docket EPA-HQOAR-2006-0735. (11/8/10). Pg. 2-3. Available on-line at <https://www3.epa.gov/otaq/regs/nonroad/aviation/memo-selc-airport-mon-stdy.pdf>.

<sup>5</sup> Hillsboro Airport Parallel Runway 12L/30R. Draft Supplemental Environmental Assessment. Appendix E – Air Quality Technical Memo. Prepared for Port of Portland by Barrilleaux, J. and Dowlin R. (3/15/13). Pg. 9-11.

<sup>6</sup> To review the 2011 EPA National Emissions Inventory on various pollutants go to the EPA NEI available on-line at <https://www.epa.gov/air-emissions-inventories/2011-national-emissions-inventory-nei-data>. From there scroll down to the Google Fusion and Maps table and click on the specific pollutant. When the data appears click on the blue tab to filter by state, county, facility type or other preferred option..

<sup>7</sup> Lead ISA Final Report with Errata Sheet. 2013 Final Report: Integrated Science Assessment for Lead. U.S. Environmental Protection Agency. (June 2013). EPA/600/R-10/075F. Pg. lxxviii. Available online at <https://cfpub.epa.gov/ncea/isa/recordisplay.cfm?deid=255721#Download>.

<sup>8</sup> Advance Notice of Proposed Rulemaking on Lead Emissions from Piston-Engine Aircraft Using Leaded Aviation Gasoline: Regulatory Announcement. U.S. Environmental Protection Agency (EPA.). (April 2010). Available online at <https://www3.epa.gov/otaq/regs/nonroad/aviation/420f10013.pdf>.

<sup>9</sup> Miranda, M.L., Anthopolos, R., Hastings D. A geospatial analysis of the effects of aviation gasoline on childhood blood lead levels. Children’s Environmental Health Initiative, Nicholas School of the Environment. Duke University. (July 2011). Available on-line at <http://ehp.niehs.nih.gov/1003231/>.

<sup>10</sup> Update on Blood Lead Levels in Children. Lead: What Do Parents Need to Know to Protect Their Children? Centers for Disease Control. Available on-line at [http://www.cdc.gov/nceh/lead/acclpp/blood\\_lead\\_levels.htm](http://www.cdc.gov/nceh/lead/acclpp/blood_lead_levels.htm). Accessed on 5/22/16.

<sup>11</sup> What are the Effects of Lead on Human Health. Basic Information About Lead Air Pollution. EPA website. Available on-line at <https://www.epa.gov/lead-air-pollution/basic-information-about-lead-air-pollution#how>

<sup>12</sup> What are the Effects of Lead on Human Health. Basic Information About Lead Air Pollution. EPA website. Available on-line at <https://www.epa.gov/lead-air-pollution/basic-information-about-lead-air-pollution#how>.

<sup>13</sup> 1.2 What Happens to Lead When it Enters the Environment? Public Health Statement for Lead. ATSDR. Cas # 7439-92-1. (August 2007). Available on-line at <http://www.atsdr.cdc.gov/phs/phs.asp?id=92&tid=22>.



- 
- <sup>14</sup> Calculating Piston-Engine Aircraft Airport Inventories for Lead for the 2008 National Emissions Inventory. EPA-420-B-10-044. (December 2010). Pg. 17. Available on-line at <https://www.epa.gov/otaq/regs/nonroad/aviation/420b10044.pdf>.
- <sup>15</sup> Baumann, Christina and Davis, Matthew. Lead Emissions for the Hillsboro Airport and Public Health: An Overview of the Issue and Options for Further Characterization of Risks. Washington County Public Health Department. (June 2016). Pg. 7.
- <sup>16</sup> Ibid. Pg. 1.
- <sup>17</sup> Ibid. Pg. 10.
- <sup>18</sup> Lead Emissions from the Use of Leaded Aviation Gasoline in the United States - Technical Support Document. (EPA20-R-08-020). U.S. Environmental Protection Agency. Assessment and Standards Division Office of Transportation and Air Quality. (October 2008). Pg. 3-4. Available at <http://nepis.epa.gov/Exec/ZyPDF.cgi/P1004MXJ.PDF?Dockey=P1004MXJ.PDF>.
- <sup>19</sup> Hillsboro Airport Parallel Runway 12L/30R. Draft Environmental Assessment. Volume 2 Appendices. Prepared for Port of Portland by CH2MHILL. (October 2009). Pg. C3 1-2.
- <sup>20</sup> Calculating Piston-Engine Aircraft Airport Inventories for Lead for the 2008 National Emissions Inventory. EPA-420-B-10-044. (December 2010). Pg. 17. Available on-line at <http://www.epa.gov/otaq/regs/nonroad/aviation/420b10044.pdf>.
- <sup>21</sup> Ibid. Pg. 68.
- <sup>22</sup> Ibid. Pg. 71.
- <sup>23</sup> Hoyer M. and Pedde, M. Selection of Airports for the Airport Monitoring Study: Memorandum. EPA, NAAQS Docket EPA-HQ-OAR-2006-0735. 11/18/10. Pg. 7.
- <sup>24</sup> Hillsboro Airport Parallel Runway 12L/30R. Final Supplemental Environmental Assessment. Volume 2 (Appendices G and I.) Prepared by Port of Portland. (February 2014). Pg. G.9-51.
- <sup>25</sup> Calculating Piston-Engine Aircraft Airport Inventories for Lead for the 2008 National Emissions Inventory. EPA-420-B-10-044. (December 2010). Pg. 11. <http://www.epa.gov/otaq/regs/nonroad/aviation/420b10044.pdf>.
- <sup>26</sup> Calculating Piston-Engine Aircraft Airport Inventories for Lead for the 2008 National Emissions Inventory. EPA-420-B-10-044. (December 2010). Pg. 17. Available at <http://www.epa.gov/otaq/regs/nonroad/aviation/420b10044.pdf>.
- <sup>27</sup> Hillsboro Airport Terminal Area Forecast (TAF). Detail Report. Federal Aviation Administration (FAA). (January 2013).
- <sup>28</sup> Calculating Piston-Engine Aircraft Airport Inventories for Lead for the 2008 National Emissions Inventory. EPA-420-B-10-044. (December 2010). Pg. 19-20. Available on-line at <http://www.epa.gov/otaq/regs/nonroad/aviation/420b10044.pdf>.





# *Testimony in support of SJM 1*

*Oregon Aviation Watch has endorsed this testimony which was presented by Miki Barnes to the Oregon Senate Committee on Transportation and Economic Development on April 15, 2015. Oregon Aviation Watch extends our gratitude to the sponsors of SJM 1 and to the Senate Committee on Transportation and Economic Development for hearing our testimony.*

*Oregon Aviation Watch*

**PO Box 838**

**Banks, OR 97106**

**[miki@psg.com](mailto:miki@psg.com)**

**503-324-0291**

## We appreciate the acknowledgment in SJM 1 that:

- ▶ “The operation of general aviation aircraft is the greatest source of lead emissions in Oregon...”
- ▶ The recognition that “Children are especially susceptible to the toxic effects of lead, and that “exposure to lead can lead to irreversible brain damage and reduce a person’s cognitive function...”
- ▶ “Exposure to low levels of lead early in life has been linked to effects on a person’s intelligence quotient, learning, memory and behavior...”
- ▶ “There is no safe level of exposure to lead.”

In light of these serious health impacts, we appreciate SJM 1’s support for prioritizing “the development and certification of unleaded aviation fuel in advance of 2018.”

# Lead Exposure and Health Impacts in Adults

- Medical research has identified a causal relationship between lead and hypertension, coronary heart disease, decreased red blood cell survival, delayed puberty onset in both males and females, and impaired male reproductive function.
- A likely causal connection was found between lead and cancer, impaired female reproductive function, birth outcomes (low birth weight, spontaneous abortion), decreased resistance to bacterial infections, declines in cognitive function, and increases in depression and anxiety.

Source: *Integrated Science Assessment for Lead*. U.S. Environmental Protection Agency. (June 2013). EPA/600/R-10/075F. Pg. lxxxiii to lxxxvii.. Available online at <http://cfpub.epa.gov/ncea/isa/recordisplay.cfm?deid=255721#Download>.

# Oregon and Lead Emissions

There are 457 airports in Oregon - 97 public use and 360 private use airports.

Source: Oregon State Department of Aviation

Significantly, there are 509 facility sources of lead in Oregon. Of that number 417, more than 80 percent, are airports.

Source: 2011 Environmental Protection Agency National Emissions Inventory.

# EPA NEI – Oregon Lead Sources

According to the 2011 Environmental Protection Agency (EPA) National Emissions Inventory (NEI) the top 20 facility sources of lead in Oregon are as follows, 12 are airports (*airports in bold italics*):

- ▶ **Hillsboro Airport (Largest Facility Source of Lead in Washington County) – 1160 lbs.**
- ▶ Cascade Steel (Yamhill County) – 1080 lbs.
- ▶ Riddle Plywood (Douglas County) – 620 lbs.
- ▶ **Bend Municipal Airport (Largest Facility Source of Lead in Deschutes County) – 560 lbs.**
- ▶ Columbia Ridge Landfill and Recycling Center (Gilliam County) – 540 lbs.
- ▶ **Aurora Airport (Largest Facility Source of Lead in Marion County) – 520 lbs.**
- ▶ **Scappoose Industrial Airpark (Largest Facility Source of Lead in Columbia County) – 400 lbs.**
- ▶ **Troutdale Airport (Largest Facility Source of Lead in Multnomah County) – 360 lbs.**
- ▶ **McMinnville Municipal Airport (Second Largest Facility Source of Lead in Yamhill County) – 340 lbs.**
- ▶ **Corvallis Municipal Airport (Largest Facility Source of Lead in Benton County) – 280 lbs.**
- ▶ **Mahlon Sweet Field (Largest Facility Source of Lead in Lane County) – 260 lbs.**
- ▶ Owen–Brockway Glass Container Inc. (Multnomah County) – 240 lbs.
- ▶ PGE Boardman (Morrow County) – 220 lbs.
- ▶ **Hobby Field Airport (Second Largest Facility Source of Lead in Lane County) – 220 lbs.**
- ▶ **Portland International Airport (Third Largest Facility Source of Lead in Multnomah County) – 220 lbs.**
- ▶ **Robert's Field Airport (Second Largest Facility Source of Lead in Deschutes County) – 200 lbs.**
- ▶ EVRAZ Inc. NA (Multnomah County) – 197.4 lbs.
- ▶ SP Fiber Technologies (Yamhill County) – 194.2 lbs.
- ▶ ESCO Corporation (Multnomah County) – 192.6 lbs plus 4lbs. emitted by their NW Brewer location)
- ▶ **Independence State Airport (Largest Facility Source of Lead in Polk County) – 175 lbs.**

# Lead Emissions (lb/y)

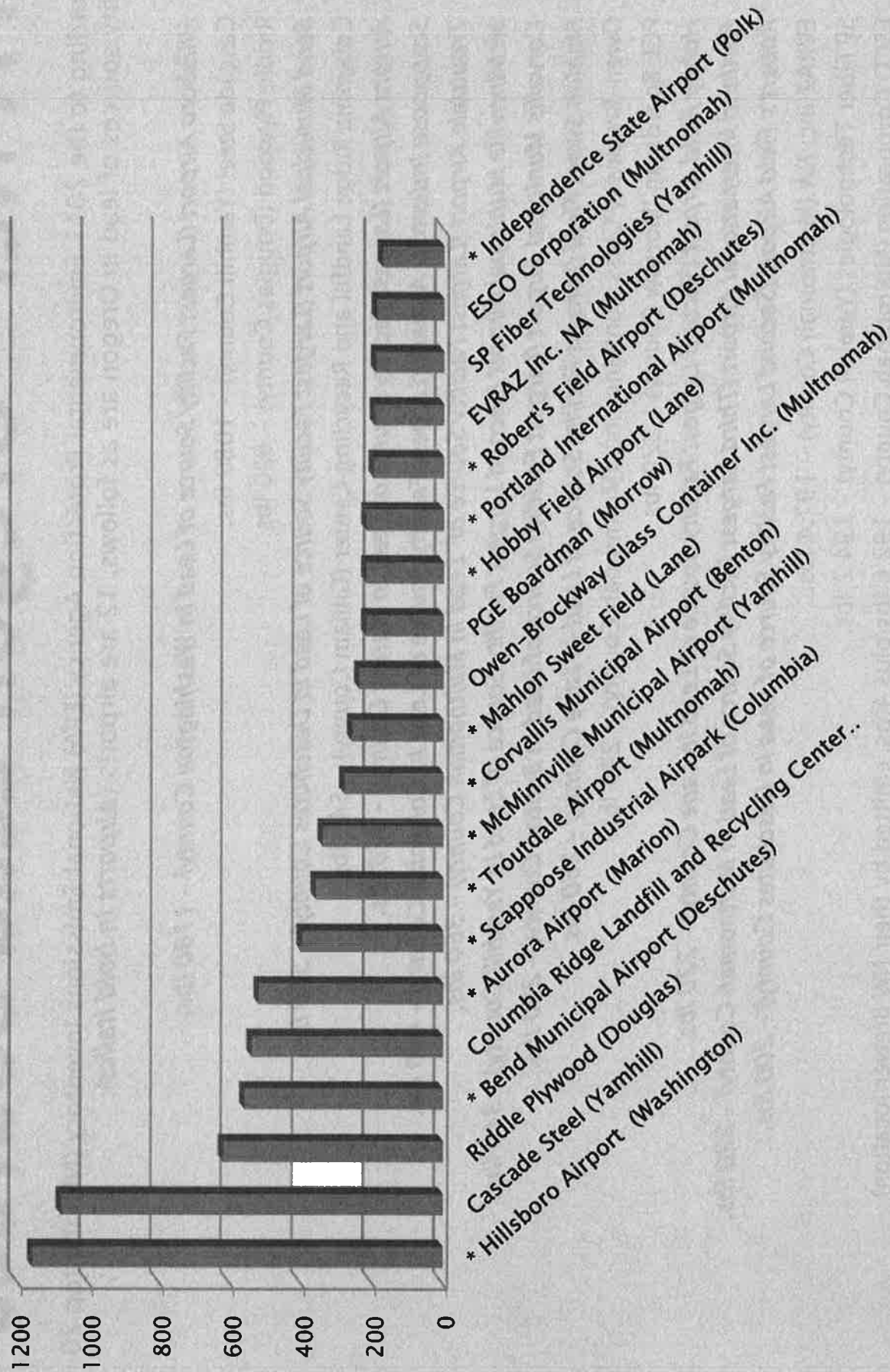
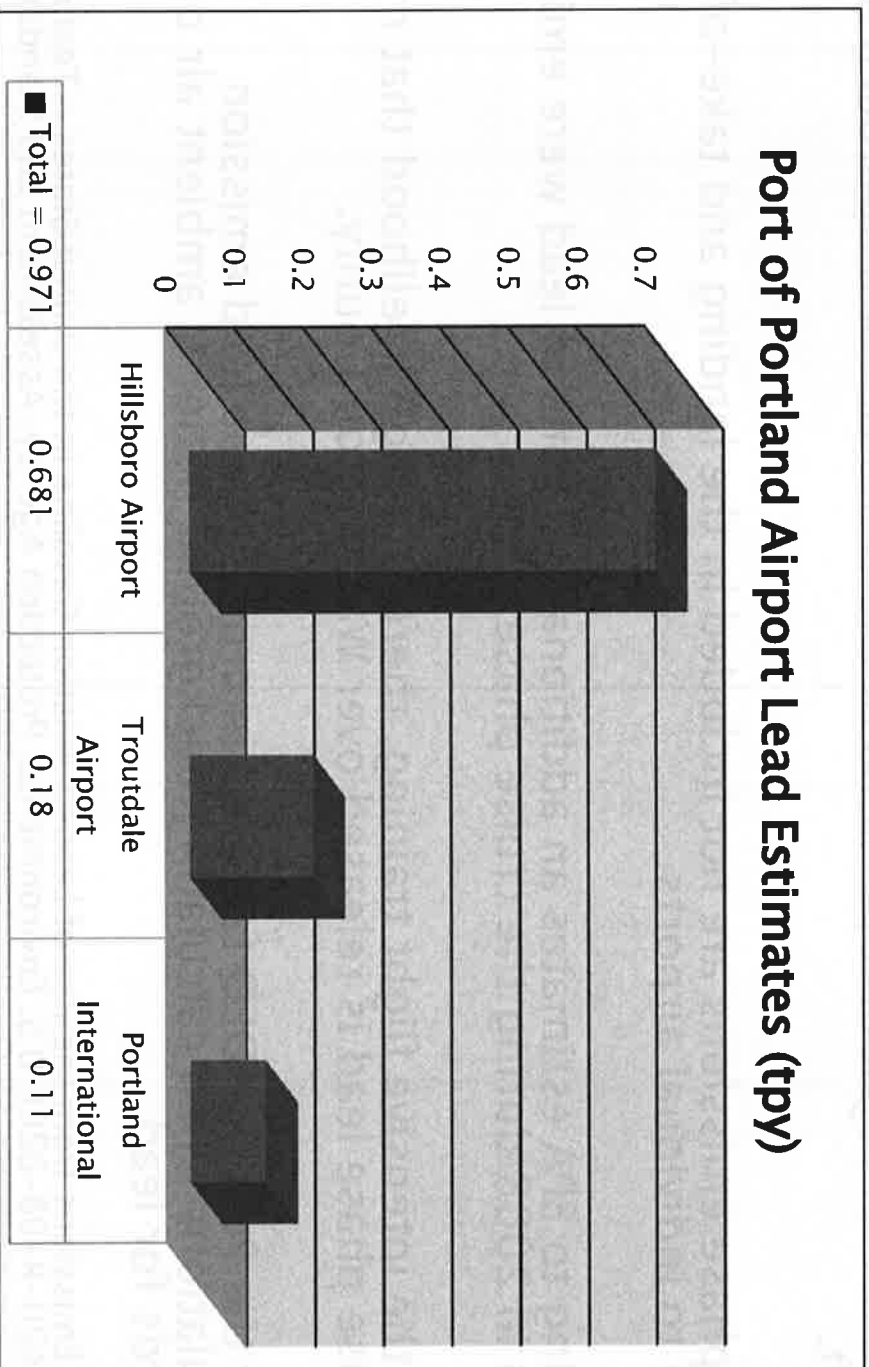


Chart of 2011 EPA NEI list of top 20 facility sources of lead in Oregon. Facilities marked with an \* are airports. Lead emissions at airports are based on landing and take-off cycle emission estimates.

# Port of Portland Lead Emissions Landing and Takeoff (LTO)



Sources: 2011 EPA NEI and EPA Memorandum from Hoyer, Marion, and Pedde, Meredith to the Lead NAAQS Docket EPA-HQ-OAR-2006-0735. 11/18/10.

# Cruise Phase Emissions

- ▶ In addition to the landing and take-off cycle, lead is emitted during the cruise phase of flight and portions of the climb out and approach above 3,000 ft.
- ▶ Cruise phase emissions are not included in the landing and take-off cycle applied to individual airports.
- ▶ According to EPA estimates an additional 5.3 tons of lead were emitted over Oregon in 2008 during the cruise phase.
- ▶ Due to the intensive flight training, there is a high likelihood that much of the cruise phase lead is released over Washington County.
- ▶ Neither the Port nor DEQ factored in cruise phase lead emission accumulations when calculating background national ambient air quality standards for lead.

Sources: Lead Emissions from the Use of Leaded Aviation Gasoline in the United States – Technical Support Document. (EPA20-R-08-020). U.S. Environmental Protection Agency. Assessment and Standards Division Office of Transportation and Air Quality. (October 2008). Pg. 3-4. Available on-line at [http://www.epa.gov/ttn/chief/net/tsd\\_avgas\\_lead\\_inventory\\_2002.pdf](http://www.epa.gov/ttn/chief/net/tsd_avgas_lead_inventory_2002.pdf).

Calculating Piston-Engine Aircraft Airport Inventories for Lead for the 2008 National Emissions Inventory. EPA-420-B-10-044. (December 2010). Pg. 17. Available on-line at <http://www.epa.gov/otag/regis/nonroad/aviation/420b10044.pdf>.



# HIO Aviation Activity and Lead

- Hillsboro Airport (HIO) emits more lead than any other facility source in Oregon.

➤ Source: Environmental Protection Agency 2011 National Emissions Inventory.

- Nationwide, HIO is in the top one percent and ranks 21<sup>st</sup> out of nearly 20,000 U.S. airports in lead emissions.

Source: EPA Memorandum Selection of Airports for the Airport Monitoring Study from Hoyer M. and Pedde, M. to Lead NAAQS Docket EPA-HQ-OAR-2006-0735. (11/18/10).

- Piston-engine general aviation aircraft use lead based fuel whereas commercial jets do not. The majority of the training and recreational operations flying in and out of HIO currently utilize leaded fuel.


Source: Lead Impacts from the Use of Leaded Aviation Gasoline in the United States. Environmental Protection Agency: Technical Support Document (EPA420-R-08-020).. (October 2008).

# Hillsboro Airport - Aviation Activity

- HIO, a general aviation reliever airport, is owned and operated by the Port of Portland. It logged more operations in 2013 than PDX did. Over the past 15 years, the annual operation count at PDX has dropped to a 30 year low, commensurate with 1984 levels thus there is no congestion at PDX to relieve.
- According to the FAA in 2007 there were 224,461 annual operations (take-offs and landings) at HIO, however, the Port of Portland in their environmental assessment on the proposed third runway, stated that there were over 240,000 that year.

- Corporate Jets – 7,008
- Air Taxi/Commuter – 6,860
- Military – 300
- Flight Training & Hobbyist – 210,293

Sources: FAA APO Terminal Area Forecast Detail Report, (Dec. 2013) and Hillsboro Airport Draft Environmental Assessment. Volume 1. (October 2009). Pg. 5.1-5.



# Hillsboro Airport (HIO) – Lead Emissions

➤ The vast majority of the approximately 220,000 annual take-offs and landings at HIO are piston engine training and recreational flights, many of which circle repetitively over nearby residential communities, schools, day care centers, and parks at altitudes below 2,000 feet. Additional practice flights train over prime farmland, waterways, and surrounding communities. Port of Portland estimates indicate that in 2007, HIO alone is responsible for emitting 0.7 tpy, 1400 pounds.

➤ **HIO landing and take-off cycle lead emissions are expected to increase to 0.8 (tpy), 1600 lbs. by 2016 and 0.9 (tpy), 1800 lbs. by 2021.**

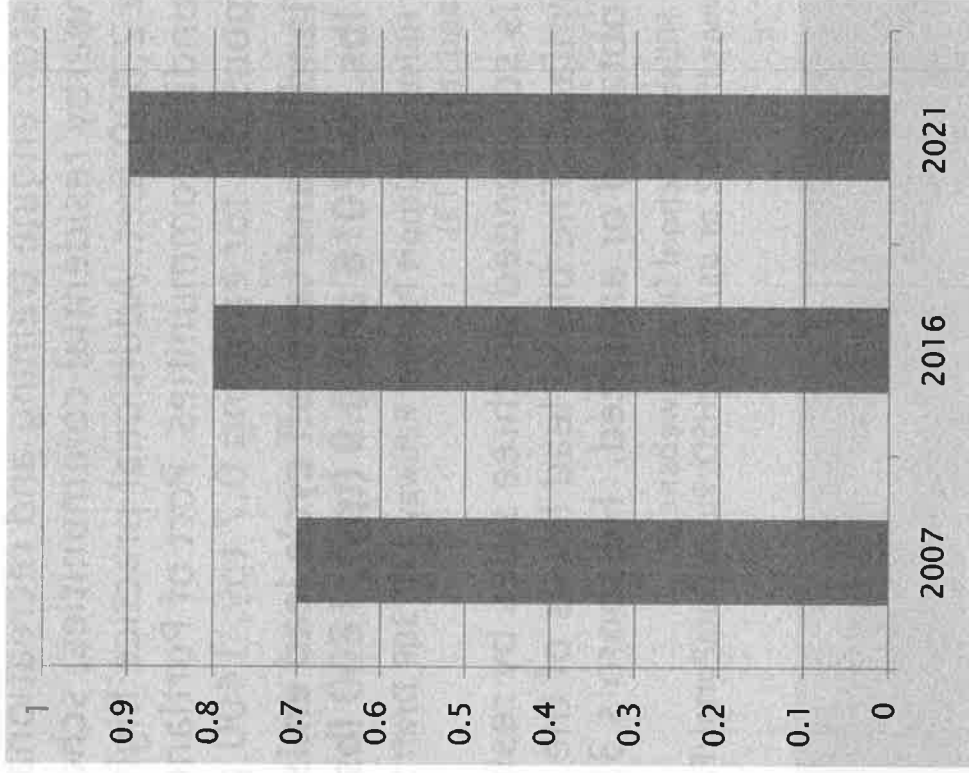
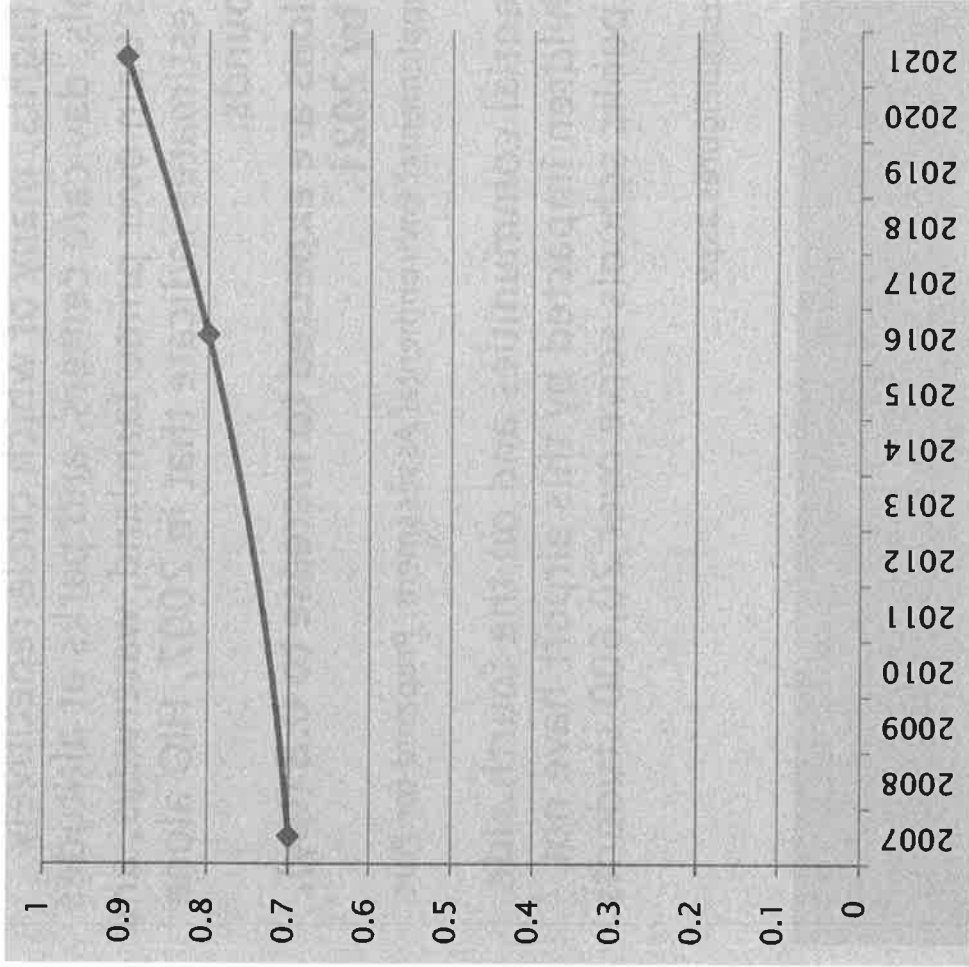
Source: Hillsboro Airport Parallel Runway 12L/30R Draft Supplemental Environmental Assessment. Prepared for Port of Portland. (3/15/13).

➤ HIO is surrounded on three sides by residential communities and on the fourth side by farmland. The blood lead levels of the children impacted by this airport have not been obtained or analyzed. Hillsboro's 35 public schools serve over 20,600 students.

Source: Hillsboro School District website at <http://www.hsd.k12.or.us/AboutHSD/PublicDataPortal/FactsandFigures.aspx>



# HIO Projected Lead Emissions (tpy)



Sources: Hillsboro Airport Parallel Runway 12L/30 R: Draft Environmental Assessment . Vol. 2. Appendices. Pg. C.3-2. Prepared for the Port of Portland by CH2MHILL. (October 2009) and the Hillsboro Airport Parallel Runway 12L/30 R Final Supplemental Environmental Assessment., Prepared for FAA by the Port of Portland. Vol. 1, Pg.28-29. (February 2009.).

# Airports and Blood Lead Levels in Children

“Lead concentrations in air increase with proximity to airports where piston–engine aircraft operate.”


Source: *Advance Notice of Proposed Rulemaking on Lead Emissions from Piston-Engine Aircraft Using Leaded Aviation Gasoline: Regulatory Announcement*. U.S. Environmental Protection Agency (EPA.). (April 2010). Available online at <http://www.epa.gov/nonroad/aviation/420f10013.htm>.

After completing a study of airports in 6 North Carolina Counties, Duke University researchers concluded that, “living within 1000 m [2/3 mile] of an airport where aviation gasoline is used may have a significant effect on blood lead levels in children. Our results further suggest that the impacts of aviation gasoline are highest among those children living closest to the airport.”

Source: Miranda, M.L., Anthopoulos, R., Hastings D. *A geospatial analysis of the effects of aviation gasoline on childhood blood lead levels*. Children’s Environmental Health Initiative, Nicholas School of the Environment. Duke University. (July 2011).



# 2005 Lead Estimates: Airports Within 20 NM of Hillsboro



Data included in this graph was obtained from a DEQ public records request

# Even if a replacement for avgas is identified by the FAA in 2018 there is currently no federal mandate to phase out leaded fuel

According a 12/15/14 Port of Portland commissioned Business Case Assessment to Provide Mogas at Portland-Hillsboro Airport, an unleaded aviation fuel option, at the Hillsboro Airport (HIO), even if approved by the Port of Portland, would only be likely to decrease lead emissions by 0.1 tons of lead per year which equates to 0.7 tpy in 2016 instead of 0.8 tpy. Thus the community would continue to be subjected to nearly three-quarters of a ton of lead emissions annually from HIO aviation activity.

A decision to use unleaded fuel, mogas, would be voluntary in nature and entirely up to pilot discretion.

Survey results from the above study indicate that the majority of pilots who use HIO purchase leaded aviation fuel at regional airports other than HIO such as Scappoose, Stark's Twin Oaks, Aurora, Grove Field, Mulino and Lebanon, in part because the fuel is cheaper at these facilities. The Port of Portland charges a 7 to 8 cents per gallon fuel flowage fee on all aviation fuel sold at HIO.

Source: Business Case Assessment to Provide Mogas at Portland-Hillsboro Airport. Prepared for the Port of Portland by KB Environmental Sciences, Inc. (12/15/14).

## Please Include the Following Documents With This Testimony.

- ▶ Drum, Kevin. America's Real Criminal Element: Lead. Mother Jones. (January 3, 2013).
  - ▶ Fischetti, Mark. Lead Exposure on the Rise Despite Decline in Poisoning Cases. Scientific American. (2/17/13).
  - ▶ Legal Settlement Aims at Reducing Lead Poisoning Risks from California Airports. Center for Environmental Health. (12/10/14).
  - ▶ Young, Allison. Lead Poisoning Toll Revised to 1 in 38 Young Kids. USA Today. (4/4/13).
- Oregon Aviation Watch submissions.
- ▶ Slide Presentation prepared by Miki Barnes, LCSW, President of Oregon Aviation Watch for a June 6, 2014 Air Quality Workshop convened by Senator Michael Dembrow and Representative Mitch Greenlick.
  - ▶ Barnes, Miki. A Review of the Port of Portland Commissioned Business Assessment on Selling Mogas at the Hillsboro Airport. Oregon Aviation Watch. (2/17/15).



# Thank You

*Oregon Aviation Watch*

*PO Box 838*

*Banks, OR 97106*

*[miki@psq.com](mailto:miki@psq.com)*

*503-324-0291*

