


Oregon Board of Medical Imaging



**2017-2019
Governor's Budget**

CERTIFICATION

I hereby certify that the accompanying summary and detailed statements are true and correct to the best of my knowledge and belief and that the arithmetic accuracy of all numerical information has been verified.

Oregon Board of Medical Imaging

800 NE Oregon St, Suite 1160A, Portland, OR 97232

Agency Name

Agency Address



Signature

Board Chair

Title

Notice: Requests of those agencies headed by a board or commission must be approved by those bodies of official action and signed by the board or commission chairperson. The requests of other agencies must be approved and signed by the agency director or administrator.

Agency Request

Governor's Budget

Legislatively Adopted

Budget Page ii

107BF01

**OREGON BOARD OF MEDICAL IMAGING
2017-2019 GOVERNOR'S BUDGET
TABLE OF CONTENTS**

i.	Table of Contents.....	i
ii.	Certification.....	iii

LEGISLATIVE ACTION

1.	2015-17 Budget Legislation (Enrolled HB 5023)	1
2.	2015-17 Budget Report and Measure Summary.....	3

AGENCY SUMMARY

1.	Agency Summary Narrative	
	• Budget Summary Graphics.....	10
	• Mission Statement and Statutory Authority.....	11
	• Agency Plans.....	11
	• Agency Process Improvement Efforts	12
	• Agency Program Descriptions.....	12
	• Environmental Factors.....	13
	• Initiatives.....	14
	• Criteria for the 2015-17 Budget Development	15
	• Major Information Technology Projects/Initiatives.....	16
2.	Summary of 2017-19 Budget (Agency-wide and Program Unit levels-BDV104).....	17
3.	Program Prioritizing for 2017-2019.....	20
4.	Reduction Options	22
5.	2017-2019 Organization Chart.....	23
6.	ORBITS Agency-wide Program Unit Summary (BPR010)	24

REVENUES

1.	Revenue Forecast Graphics.....	25
2.	Revenue Forecast Narrative.....	26
3.	Detail of Lottery Funds, Other Funds and Federal Funds Revenue (BPR012)	28
4.	ORBITS Detail of Lottery Funds, Other Funds, and Federal Funds Revenue (BPR012).....	29

PROGRAM UNITS

1.	Program Units Summary.....	30
2.	Policy Packages Narrative.....	31
3.	Essential and Policy Package Fiscal Impact Summary (BPR013)	32
4.	ORBITS Detail of Lottery Funds, Other Funds, and Federal Funds Reserve (BPR012).....	40

SPECIAL REPORTS

1.	Information Technology-related Projects/Initiatives	41
2.	Facility Proposal Impact on Work Space Requirements.....	41

OREGON BOARD OF MEDICAL IMAGING
2017-2019 GOVERNOR'S BUDGET
TABLE OF CONTENTS

3.	Audit Response Report.....	41
4.	Affirmative Action Report.....	42
5.	Annual Performance Progress Report.....	43
6.	Summary Cross Reference Listing and Packages (BSU003A).....	51
7.	Detail Revenues and Expenditure (BDV103A)	54
8.	Column Comparison Report (ANA100A)	60
9.	Package Comparison Report (ANA101A)	64
10.	PPDPLBUDCL – Summary List by Pkg. By Summary XREF	75
11.	PPDPLAGYCL – Summary List by Pkg. by Agency	76

OREGON BOARD OF MEDICAL IMAGING

GOVERNOR'S BUDGET FOR 2017-2019

LEGISLATIVE ACTION

**Enrolled
House Bill 5023**

Introduced and printed pursuant to House Rule 12.00. Presession filed (at the request of Oregon Department of Administrative Services)

CHAPTER

AN ACT

Relating to the financial administration of specified boards; and declaring an emergency.

Be It Enacted by the People of the State of Oregon:

SECTION 1. Notwithstanding any other law limiting expenditures, the amount of \$1,718,440 is established for the biennium beginning July 1, 2015, as the maximum limit for payment of expenses from fees, moneys or other revenues, including Miscellaneous Receipts, but excluding lottery funds and federal funds, collected or received by the State Mortuary and Cemetery Board.

SECTION 2. Notwithstanding any other law limiting expenditures, the amount of \$711,566 is established for the biennium beginning July 1, 2015, as the maximum limit for payment of expenses from fees, moneys or other revenues, including Miscellaneous Receipts, but excluding lottery funds and federal funds, collected or received by the Oregon Board of Naturopathic Medicine.

SECTION 3. Notwithstanding any other law limiting expenditures, the amount of \$457,585 is established for the biennium beginning July 1, 2015, as the maximum limit for payment of expenses from fees, moneys or other revenues, including Miscellaneous Receipts, but excluding lottery funds and federal funds, collected or received by the Occupational Therapy Licensing Board.

SECTION 4. Notwithstanding any other law limiting expenditures, the amount of \$931,219 is established for the biennium beginning July 1, 2015, as the maximum limit for payment of expenses from fees, moneys or other revenues, including Miscellaneous Receipts, but excluding lottery funds and federal funds, collected or received by the Board of Medical Imaging.

SECTION 5. Notwithstanding any other law limiting expenditures, the amount of \$665,948 is established for the biennium beginning July 1, 2015, as the maximum limit for payment of expenses from fees, moneys or other revenues, including Miscellaneous Receipts, but excluding lottery funds and federal funds, collected or received by the State Board of Examiners for Speech-Language Pathology and Audiology.

SECTION 6. Notwithstanding any other law limiting expenditures, the amount of \$910,136 is established for the biennium beginning July 1, 2015, as the maximum limit for payment of expenses from fees, moneys or other revenues, including Miscellaneous Receipts, but excluding lottery funds and federal funds, collected or received by the Oregon State Veterinary Medical Examining Board.

SECTION 7. This 2015 Act being necessary for the immediate preservation of the public peace, health and safety, an emergency is declared to exist, and this 2015 Act takes effect July 1, 2015.

Passed by House May 7, 2015

.....
Timothy G. Sekerak, Chief Clerk of House

.....
Tina Kotek, Speaker of House

Passed by Senate May 19, 2015

.....
Peter Courtney, President of Senate

Received by Governor:

.....M.,....., 2015

Approved:

.....M.,....., 2015

.....
Kate Brown, Governor

Filed in Office of Secretary of State:

.....M.,....., 2015

.....
Jeanne P. Atkins, Secretary of State

2

Joint Committee On Ways and Means

Action: Do Pass The A-Eng Bill.

Action Date: 05/01/15

Vote:

Senate

Yeas: 10 - Devlin, Girod, Hansell, Johnson, Monroe, Roblan, Shields, Steiner Hayward, Whitsett, Winters

Nays: 1 - Thomsen

Exc: 1 - Bates

House

Yeas: 9 - Buckley, Gomberg, Huffman, Komp, Rayfield, Smith, Whisnant, Whitsett, Williamson

Nays: 1 - McLane

Exc: 2 - Nathanson, Read

Prepared By: Clair Clark, Department of Administrative Services

Reviewed By: John Terpening, Legislative Fiscal Office

Agency: Health Related Licensing Boards

Biennium: 2015-17

Budget Summary*

	2013-15 Legislatively Approved Budget ⁽¹⁾	2015-17 Current Service Level	2015-17 Committee Recommendation	Committee Change from 2013-15 Leg. Approved	
				\$ Change	% Change
Other Funds Limited	\$ 4,636,625	\$ 4,904,418	\$ 5,394,894	\$ 758,269	16.4%
Total	\$ 4,636,625	\$ 4,904,418	\$ 5,394,894	\$ 758,269	16.4%

Position Summary

Authorized Positions	19	19	22	3
Full-time Equivalent (FTE) positions	17.21	17.21	20.00	2.79

⁽¹⁾ Includes adjustments through December 2014

* Excludes Capital Construction expenditures

Revenue Summary

The Health Related Licensing Boards (HRLB) is comprised of six independent licensing boards supported by Other Funds revenues primarily derived from examination, application, and licensing fees. The boards are combined into one agency for the ease of budgetary reporting; however each has a separate limitation within the bill that is approved by the Legislature.

Oregon Mortuary and Cemetery Board

The Subcommittee approved an additional \$99,338 Other Funds revenues, to reflect payments from the other five HRLBs for their respective proportion of the costs for a shared Accountant 2 position (1.00 FTE) established in Package 801.

Board of Medical Imaging

The Subcommittee approved an additional \$48,950 Other Funds revenues generated from criminal background check fees on all new applicants for any license or permit offered by the Board. The establishment of criminal background check fees is contingent on the passage of House Bill 5031.

Oregon Veterinary Medical Examining Board

The Subcommittee approved \$150,000 Other Funds revenues generated from the establishment of a \$150 annual veterinary facility registration fee, which is contingent on the passage of House Bill 2474.

Summary of Education Subcommittee Action

Oregon Mortuary and Cemetery Board

The Oregon Mortuary and Cemetery Board regulate the individuals and facilities engaged in the care, preparation, processing, transportation, and final disposition of human remains through licensing, inspection, and disciplinary programs. The Subcommittee approved a budget of \$1,718,440 Other Funds and seven positions (7.00 FTE). The budget reflects an 18.8 percent increase from the 2013-15 Legislatively Approved Budget and provides the Board with an ending balance of \$900,849, which is approximately 12.6 months of operating expenses.

The Subcommittee approved the following:

- Package 101 – Indigent Disposition Fund Administration and Records Inspection: provides \$22,888 Other Funds limitation to increase the FTE of an existing vacant Office Specialist 1 permanent position from 0.71 FTE to 1.00 FTE and to reclassify the position to an Administrative Specialist 1. This position will conduct the administrative functions required for the operation of the Indigent Disposition Fund, including processing applications and payments. In order to accomplish this, the Board will enter into an inter-agency agreement with the Oregon Health Authority, which currently oversees the administration of the fund. House Bill 3243 (2015) would transfer this fund from the Oregon Health Authority to the Oregon Mortuary and Cemetery Board.
- Package 801 – LFO Analyst Adjustment: provides \$154,707 Other Funds expenditure limitation and establishes a full-time Accountant 2 position (1.00 FTE) to provide the budget and accounting functions for all of HRLB. Previously, the HRLB utilized DAS Shared Client Services for these functions. The cost of the position will be distributed among the other HRLB in proportion to their previous usage rate when utilizing DAS Shared Client Services, and will be paid through Professional Services expenditure limitation.

Oregon Board of Naturopathic Medicine

The Oregon Board of Naturopathic Medicine regulates naturopathic physicians through licensing and disciplinary programs. The Subcommittee approved a budget of \$711,566 Other Funds and three positions (2.50 FTE), which is an 8.9 percent increase from the 2013-15 Legislatively Approved Budget. The budget provides the Board with an ending balance of \$216,503, which is approximately 7.3 months of operating expenses.

The Subcommittee approved the following:

- Package 801 – LFO Analyst Adjustment: eliminates \$867 Other Funds expenditure limitation. This reduction represents the Board's proportion of the prorated cost savings by sharing an Accountant 2 position, established under the Mortuary and Cemetery Board, for the purpose of providing budget and accounting services, in lieu of using DAS Shared Client Services. The Board's estimated share of the position is \$18,244, or 12 percent, which will be paid out of Professional Services.

Occupational Therapy Licensing Board

The Occupational Therapy Licensing Board regulates the practice of occupational therapy through licensing and disciplinary programs. The Subcommittee approved a budget of \$457,585 Other Funds and two positions (1.50 FTE), which is a 20.4 percent increase from the

2013-15 Legislatively Approved Budget. The budget provides the Board with an ending balance of \$174,413, which is approximately 9.2 months of operating expenses.

The Subcommittee approved the following:

- Package 120 – Increased Administrative Workload: provides \$61,870 Other Funds expenditure limitation to increase the FTE of an existing Office Specialist 2 position from 0.25 FTE to 0.50 FTE and to reclassify the position to an Administrative Specialist 2. This reclassification will allow the position to conduct more complex duties, including rule-making and assisting with complaint investigation. The increase in FTE will also allow the Board to keep up with its increasing administrative workload.
- Package 801 – LFO Analyst Adjustment: eliminates \$867 Other Funds expenditure limitation. This reduction represents the Board’s proportion of the prorated cost savings by sharing an Accountant 2 position, established under the Mortuary and Cemetery Board, for the purpose of providing budget and accounting services, in lieu of using DAS Shared Client Services. The Board’s estimated share of the position is \$10,982, or seven percent, which will be paid out of Professional Services.

Board of Medical Imaging

The Oregon Board of Medical Imaging licenses and regulates radiographers, radiation therapists, limited x-ray machine operators, nuclear medicine technologists, sonographers, and MRI technologists. The Subcommittee approved a budget of \$931,219 Other Funds and three positions (3.00 FTE), which is an 8.7 percent increase from the 2013-15 Legislatively Approved Budget. The budget provides the Board with an ending balance of \$201,013, which is approximately 5.2 months of operating expenses.

The Subcommittee approved the following:

- Package 130 – Fingerprint Background Check Fee: provides \$48,950 Other Funds limitation for criminal background checks. The Board plans to do fingerprint background checks on all new applicants for any license or permit offered by the Board. The charge for the fingerprints will be \$52 with the Board retaining \$7.50 and the remainder of \$44.50 passed through to the Oregon State Police.
- Package 801 – LFO Analyst Adjustment: eliminates \$867 Other Funds expenditure limitation. This reduction represents the Board’s proportion of the prorated cost savings by sharing an Accountant 2 position, established under the Mortuary and Cemetery Board, for the purpose of providing budget and accounting services, in lieu of using DAS Shared Client Services. The Board’s estimated share of the position is \$31,423, or 20 percent, which will be paid out of Professional Services.

Board of Examiners for Speech-Language Pathology and Audiology

The Board of Examiners for Speech-Language Pathology and Audiology regulates Speech-Language Pathologists, Speech-Language Pathology Assistants, and Audiologists through licensing and disciplinary programs. The Subcommittee approved a budget of \$665,948 Other Funds and three positions (2.50 FTE), which is a 22.4 percent increase from the 2013-15 Legislatively Approved Budget. The budget provides the Board with an ending balance of \$189,236, which is approximately 6.8 months of operating expenses.

The Subcommittee approved the following:

- Package 140 – Investigative Workload and Background Checks: provides \$95,691 Other Funds expenditure limitation to establish a limited duration part-time Investigator 2 position (0.50 FTE) to address the increased investigative caseload and the initiation of fingerprint-based background checks for new applicants. This package does not include additional expenditure limitation for potential Attorney General costs that were requested. If Attorney General costs are increased as a result of adding the investigator position, the Board should return to the Legislature in 2016 for additional expenditure limitation.
- Package 801 – LFO Analyst Adjustment: eliminates \$867 Other Funds expenditure limitation. This reduction represents the Board’s proportion of the prorated cost savings by sharing an Accountant 2 position, established under the Mortuary and Cemetery Board, for the purpose of providing budget and accounting services, in lieu of using DAS Shared Client Services. The Board’s estimated share of the position is \$12,565, or eight percent, which will be paid out of Professional Services.

Oregon Veterinary Medical Examining Board

The Oregon Veterinary Medical Examining Board regulates the veterinary professions in Oregon through enforcement of the Veterinary Practice Act. The Subcommittee approved a budget of \$910,136 Other Funds and four positions (3.50 FTE), which is a 20.4 percent increase from the 2013-15 Legislatively Approved Budget. The budget, which includes the establishment of an annual veterinary facility registration fee, provides the Board with an ending balance of \$426,733, which is approximately 11.3 months of operating expenses.

The Subcommittee approved the following:

- Package 150 – Increased Veterinary Investigative Workload: provides \$110,705 Other Funds expenditure limitation to establish a permanent full-time Investigator 2 position (0.75 FTE). The position is anticipated to begin January 1, 2016 once the program is established. This position will conduct initial and random yearly annual inspections of registered veterinary facilities. This package also includes revenues of \$150,000 Other Funds for the establishment of a \$150 annual veterinary facility registration fee. The registration of veterinary facilities program is contingent on passage of House Bill 2474.
- Package 801 – LFO Analyst Adjustment: eliminates \$867 Other Funds expenditure limitation. This reduction represents the Board’s proportion of the prorated cost savings by sharing an Accountant 2 position, established under the Mortuary and Cemetery Board, for the purpose of providing budget and accounting services, in lieu of using DAS Shared Client Services. The Board’s estimated share of the position is \$26,144, or 17 percent, which will be paid out of Professional Services.

Summary of Performance Measure Action

See attached Legislatively Adopted 2015-17 Key Performance Measures form.

DETAIL OF JOINT COMMITTEE ON WAYS AND MEANS ACTION

HB 5023-A

**Health Related Licensing Boards
Clair Clark -- 503-378-3117**

DESCRIPTION	GENERAL FUND	LOTTERY FUNDS	OTHER FUNDS		FEDERAL FUNDS		TOTAL ALL FUNDS	POS	FTE
			LIMITED	NONLIMITED	LIMITED	NONLIMITED			
2013-15 Legislatively Approved Budget at Dec 2014 *	\$ -	\$ -	\$ 4,636,625	\$ -	\$ -	\$ -	4,636,625	19	17.21
2015-17 Current Service Level (CSL)*	\$ -	\$ -	\$ 4,904,418	\$ -	\$ -	\$ -	4,904,418	19	17.21
<u>SUBCOMMITTEE ADJUSTMENTS (from CSL)</u>									
SCR 017 - Mortuary Board									
Package 101: Indigent Dispo Fund Admin & Records Inspection									
Personal Services	\$ -	\$ -	\$ 22,888	\$ -	\$ -	\$ -	22,888	0	0.29
Package 801: LFO Analyst Adjustment									
Personal Services	\$ -	\$ -	\$ 148,373	\$ -	\$ -	\$ -	148,373	1	1.00
Services and Supplies	\$ -	\$ -	\$ 6,334	\$ -	\$ -	\$ -	6,334		
SCR 018 - Naturopathic Medicine									
Package 801: LFO Analyst Adjustment									
Services and Supplies	\$ -	\$ -	\$ (867)	\$ -	\$ -	\$ -	(867)		
SCR 020 - Occupational Therapists									
Package 120: Increased Administrative Workload									
Personal Services	\$ -	\$ -	\$ 61,870	\$ -	\$ -	\$ -	61,870	0	0.25
Package 801: LFO Analyst Adjustment									
Services and Supplies	\$ -	\$ -	\$ (867)	\$ -	\$ -	\$ -	(867)		
SCR 026 - Medical Imaging									
Package 130: Fingerprint Background Check Fee									
Services and Supplies	\$ -	\$ -	\$ 48,950	\$ -	\$ -	\$ -	48,950		
Package 801: LFO Analyst Adjustment									
Services and Supplies	\$ -	\$ -	\$ (867)	\$ -	\$ -	\$ -	(867)		
SCR 028 - Speech-Language Path. and Audio.									
Package 140: Investigative Workload & Background Checks									
Personal Services	\$ -	\$ -	\$ 77,365	\$ -	\$ -	\$ -	77,365	1	0.50
Services and Supplies	\$ -	\$ -	\$ 18,326	\$ -	\$ -	\$ -	18,326		
Package 801: LFO Analyst Adjustment									
Services and Supplies	\$ -	\$ -	\$ (867)	\$ -	\$ -	\$ -	(867)		
SCR 029 - Veterinary Medical Examining Board									
Package 150: Increased Veterinary Investigative Workload									
Personal Services	\$ -	\$ -	\$ 100,726	\$ -	\$ -	\$ -	100,726	1	0.75
Services and Supplies	\$ -	\$ -	\$ 9,979	\$ -	\$ -	\$ -	9,979		
Package 801: LFO Analyst Adjustment									
Services and Supplies	\$ -	\$ -	\$ (867)	\$ -	\$ -	\$ -	(867)		

HB 5023 A

DESCRIPTION	GENERAL FUND	LOTTERY FUNDS	OTHER FUNDS		FEDERAL FUNDS		TOTAL ALL FUNDS	POS	FTE
			LIMITED	NONLIMITED	LIMITED	NONLIMITED			
TOTAL ADJUSTMENTS	\$ -	\$ -	\$ 490,476	\$ -	\$ -	\$ -	490,476	3	2.79
SUBCOMMITTEE RECOMMENDATION *	\$ -	\$ -	\$ 5,394,894	\$ -	\$ -	\$ -	5,394,894	22	20.00
% Change from 2013-15 Leg Approved Budget	0.0%	0.0%	16.4%	0.0%	0.0%	0.0%	16.4%		
% Change from 2015-17 Current Service Level	0.0%	0.0%	10.0%	0.0%	0.0%	0.0%	10.0%		

*Excludes Capital Construction Expenditures

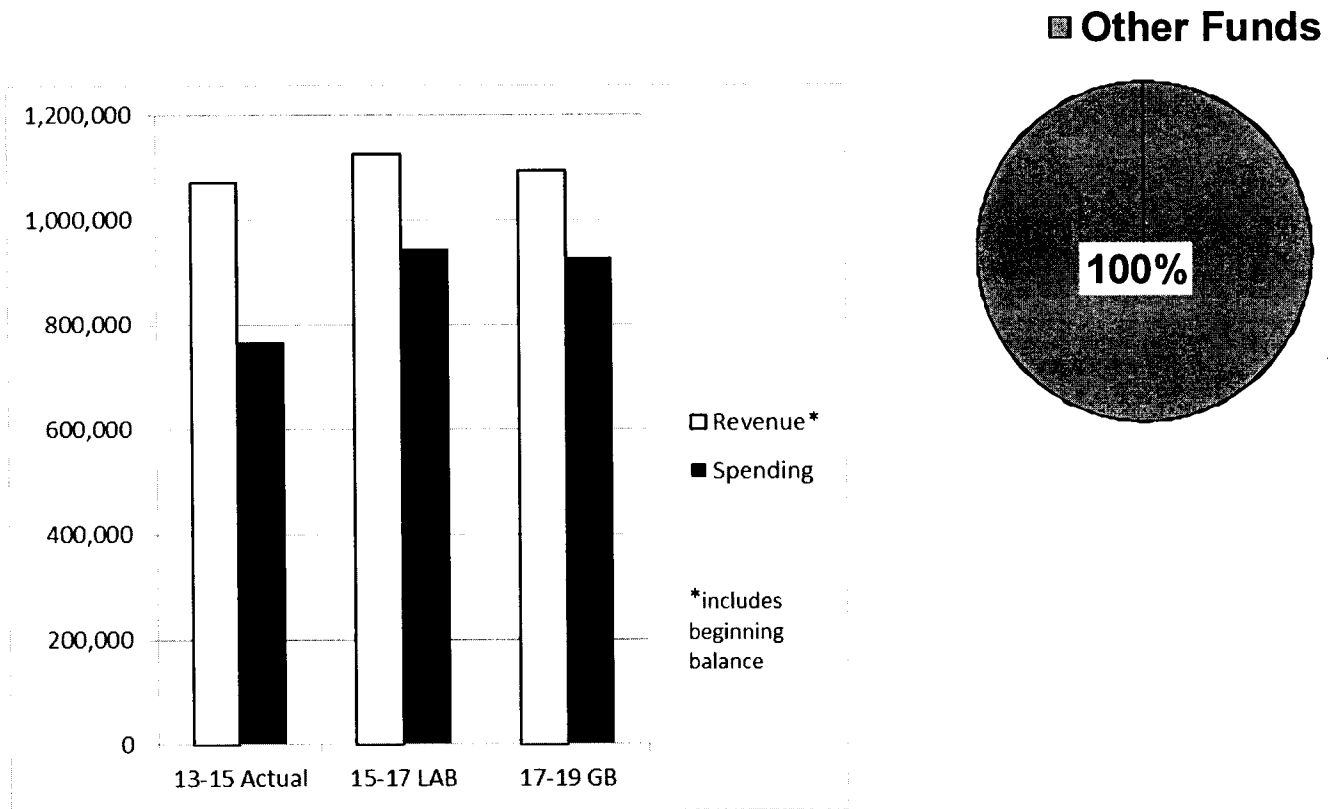
OREGON BOARD OF MEDICAL IMAGING

GOVERNOR'S BUDGET FOR 2017-2019

AGENCY SUMMARY

AGENCY SUMMARY NARRATIVE

BOARD OF MEDICAL IMAGING



BUDGET NARRATIVE

Mission Statement and Statutory Authority

Mission Statement: The mission of the Oregon Board of Medical Imaging is to promote, preserve and protect the public health, safety and welfare of Oregonians who are undergoing medical imaging studies performed by agency licensees for the purpose of medical diagnosis and therapy.

Statutory Authority: Oregon Revised Statute 688.405 to 688.605 and 688.915 and 688.930. Oregon Administrative Rules 337-001-0000 to 337-030-0025.

Agency Two Year Plan

To protect the public health, the Board seeks to assure that all medical imaging technologists are licensed as required by Oregon statute. This has been a particular concern since 2009 legislation (effective July 2010) expanded the licensure law to include technologists who practice in MRI, nuclear medicine and sonography. Oregon was the first state in the nation to implement licensure for sonographers. Just prior to adding new licensure modalities in July 2010, the Board had 4,500 permanent and temporary licenses. As of July 2016, there were over 5,500 permanent and temporary licenses issued, a 25 percent increase. Because of the influx of new licensure modalities, awareness of the new law and compliance have been a focus of Board concern and activity.

In this regard, the Board has worked to inform imaging technologists and health institutions of the expanded licensure requirements for medical imaging, and has enforced the law by bringing technologists who practice without a license before the Board, and also bringing employers (hospitals and clinics) before the Board to make them aware of the requirement for technologists to be licensed. The Board works closely with Radiation Protection Services (RPS), part of the Oregon Health Authority, which inspects x-ray labs and forwards concerns regarding licensees to OBMI for investigation and follow-up. In 2012 the Board instituted an e-newsletter to notify licensees and other interested parties regarding licensure law, rule changes, and related items of interest regarding medical imaging.

The Board has maintained a collaborative relationship with Oregon Radiation Protection Services (RPS), which serves by statute in an advisory capacity to the Board. Because RPS regulates health *facilities* that operate imaging technologies, the Board and RPS consult regularly on proposed policy initiatives, to assure consistency in the application of state laws and rules.

BUDGET NARRATIVE

Agency Process Improvement Efforts

Clarifying, Updating and Streamlining Regulations: The OBMI is undergoing a continuous improvement process of reviewing agency regulations and practices, and will continue to perform reviews during the 2017-19 biennium. Through development of clear and reasonable regulations, along with effective communication processes, the Board can promote licensure compliance and thereby improve the public health and safety. Recent continuous improvement initiatives include:

- Amended the process for issuance of late renewal fees to make it easier for licensees to comply and avoid penalties;
- Clarified provisional licensure status to enable licensees to continue to work in the field while complying with national credentialing requirement;
- Implemented policies to enable long-time radiographers to continue to maintain their licensure;
- Revised regulations to help limited x-ray schools maintain compliance with their national accrediting entity;
- Enacted administrative rules to clarify the process for students to obtain temporary licensure;
- Developed a quick reference guide to help clarify licensure requirements;
- Ongoing project to upgrade and simply the OBMI website to make it more useful and efficient for licensees and the public;
- Initiated an e-newsletter to update licensees on new laws and regulations, to promote compliance and obtain feedback.

Key Performance Measures

The Board strives to achieve KPM targets:

- To complete all properly-submitted license and renewal applications within ten days;
- To encourage renewal applications to renew online;
- To provide excellent customer service based upon timeliness, accuracy, helpfulness, expertise, and availability of information;
- To resolve disciplinary cases through negotiated settlement, without having to go to formal hearings; and
- To operate the board and agency consistent with best management practices.

Agency Programs

Primary functions of the Board of Medical Imaging:

- Licensure: The OBMI's licensure process assures that imaging technologists are qualified, in order to promote safety through properly-executed health procedures and improved health outcomes. The OBMI establishes licensure standards, completes

BUDGET NARRATIVE

background checks of license applicants, and confirms national registry credentials and/or continuing education attendance. To promote timely renewal and reduce licensure violations, the OBMI mails reminder notices to licensees in advance of the renewal date. The OBMI issues several licensure types, including permanent licensure for fully-qualified technologists, provisional licensure for current licensees who are gaining clinical experience to add a specialty to the current license, and temporary licensure to allow students and recent graduates to work under supervision while completing clinical requirements toward permanent licensure. Licensure is available to qualified radiographers, radiation therapists, limited x-ray operators and – newly added in July, 2010 – nuclear medicine technologists, sonographers, and MRI technologists.

- Education: The OBMI provides oversight and authorization to educational institutions that offer initial education programs for limited x-ray permits and also to schools that offer continuing education to licensees. Working with a vendor, the Board oversees initial examinations for limited x-ray machine operators.
- Enforcement to promote effective compliance: The OBMI investigates violations of licensure statutes and rules, and is typically able to resolve infractions through negotiated agreements. The Board works closely with DHS' Radiation Protection Services (RPS), which is directed by statute (ORS 688.595) to enforce the medical imaging law. The OBMI will, if necessary, initiate disciplinary action including civil penalties, license suspension or revocation. In this regard, OBMI staffers provide daily one-on-one communication with licensees and applicants, through telephone, email and walk-ins, to help licensees maintain compliance and avoid violations. The OBMI staff work to clarify licensure requirements on the website and through an e-newsletter. The OBMI has averaged 47 disciplinary cases per year over the past eight years.

Environmental Factors

Board statutes, policies and practices must be in conformance with, or be able to react to, a variety of outside factors that impact the regulation and practice of medical imaging, including:

1. Dynamic technology environment: Medical imaging technology is in a state of continuous modernization. As the industry and technology evolve, statutes, regulations and practices need to be reviewed and updated to be relevant to the current technology environment.
2. Broader health care marketplace: Technology and demographics, as well as political and economic factors related to cost containment and covering the uninsured, cause ongoing changes in the health care marketplace. In particular, aging of the population is expected to increase demand for health care services including imaging services.
3. Licensure base is growing: Medical imaging is a profession that is growing in numbers and in areas of specialization. This will likely create ongoing stresses to regulatory efforts to assure quality and safety for the public.

BUDGET NARRATIVE

4. National credentialing registries: Oregon medical imaging licensure is closely aligned with national credentialing registries and professional societies. As these national entities evolve, Oregon regulatory practices must keep abreast of changes at the national level.
5. Federal and state health regulations: There are multiple layers of health regulations that require coordination with other agencies and/or levels of government, making compliance for practitioners and enforcement for regulatory agencies more challenging.
6. Other state laws in conflict with Oregon laws: A number of medical imaging technologists move to Oregon to take a job without realizing that Oregon's licensure laws are more comprehensive than other states. This creates ongoing challenges to improve public awareness and enforcement of regulations.
7. Educational institutions: Medical imaging technologists receive education from certain public and private post-secondary institutions. The health care marketplace is dependent upon these institutions to provide appropriate classroom training. These institutions may work in cooperation with health institutions to provide necessary supervised clinical experience. In some cases, lack of availability of classes and training can make it difficult for health institutions, particularly in rural areas, to recruit appropriately-trained technologists.

Agency Initiatives

Policy Option Package 126: The Board is sponsoring legislation (HB 2267) in 2017 to recognize the bone density credential of the International Society for Clinical Densitometry (ISCD), for purposes of issuing limited permits to allow ISCD registrants to practice bone densitometry. Currently the Board can issue a permit to practice bone densitometry only to persons who complete an approved course and pass a national exam offered by the American Registry of Radiologic Technologists (ARRT). But only one person in the state offers to teach the course, and he typically only teaches the course once per year. Recognizing ISCD's bone density credential provides another avenue for individuals to practice bone densitometry. If the legislation is enacted, the Board estimates that ten ISCD-certified individuals will apply for a bone densitometry permit. With a two-year permit costing \$120, expected revenue in the 2017-19 biennium is \$1,200.

Workforce data questionnaire: State legislation enacted in 2015 requires all health licensing boards (including OBMI) to collect health workforce data from renewal applicants, and to forward the data to the Oregon Health Authority (OHA). This will require renewal applicants to complete a questionnaire every time they renew a license or permit. The Board has worked closely with the OHA to develop the Board's questionnaire. Beginning in October 2016, all OBMI renewal applicants must complete the questionnaire as part of the renewal process. Legislative authorization of this health workforce survey fee is included in SB 5531 (2017).

BUDGET NARRATIVE

CRITERIA FOR 2017-2019 BUDGET DEVELOPMENT

1. **Licensure:** Ensure all eligible applicants hold a current license to practice medical imaging technology.
2. **Compliance:** Ensure the safety of those Oregonians who are cared for by medical imaging technologists, professionals, radiation therapists, LXMO and operators of subspecialties and emerging or hybrid technology.
3. **Education:** Require high standards for all Oregon medical imaging technology programs under the governance of the Board.
4. **Governance:** Ensure the Board follows its mission and legal mandate while recognizing growth in technology needs.

Licensure: Ensure all eligible applicants hold a current medical imaging licensure. Provide prompt and responsive customer service to licensees and public.

- Process all eligible applicants in an efficient and expedient manner.
- Establish and enforce measurable competency standards for continued licensure.
- Enhance web-based licensure services.

Results:

- ✓ Licensees are qualified to protect public safety.
- ✓ Workforce segments are clearly understood and easily evaluated.
- ✓ All areas of the state, including urban and rural areas, have appropriate access to qualified licensed technologists.

Compliance:

- Define and enforce the scope of practice for all licensees.
- Investigate all complaints or licensees who self-disclose violations.
- Encourage negotiated agreements over contested cases.
- Identify common disciplinary trends and analyze past disciplinary cases or actions for consistency.
- Reference applicable board policy on disciplinary action along with statutory and rule violations.
- Participate and promote professional societies' standards of practice that improve and enhance professionalism and the safety of Oregonians.
- Collaborate with continuing education (CE) sponsors to develop and deliver educational presentations available to all licensees for continuing education credit toward license renewal eligibility.

BUDGET NARRATIVE

Results:

- ✓ The practice of medical imaging in Oregon is held to high standards to protect the public health and safety.
- ✓ Future or current medical imaging technologists and therapists are reminded of practice issues to help prevent problems.
- ✓ Provides disciplinary criteria that are more consistent for decision-making.

Education: Establish and enforce standards for all Oregon medical imaging technologists and therapists programs.

- Periodic on-site evaluation of Oregon Medical Imaging educational programs and inspection of schools offering limited scope X-ray programs.
- Monitor performance of Oregon Medical Imaging technologists and therapists graduates on their national certification.
- Monitor performance of Oregon Limited Scope in Radiography examination candidates' pass rate.

Governance: Ensure the Board follows its mission and legal mandate.

- Assure fiscally responsible decision-making in conducting Board business.
- Use regulatory research findings as appropriate and cost-effective studies to make evidenced-based decisions.
- Communicate Board decisions and policy to stakeholders and other policy makers.
- Serve as information resource to stakeholders.
- Strengthen strategic alliances with relevant healthcare and regulatory entities to affect Oregon health care policy.
- Implement convenient web-based licensing services.
- Conduct ongoing review of statutes, rules and policies.

Results:

- ✓ Licensees and stakeholders are kept informed of medical imaging and therapy technology matters.
- ✓ The public's understanding of the Oregon Board of Medical Imaging's mission is strengthened.
- ✓ Public health and safety is enhanced through improved communication and greater awareness.

Major Information Projects/Initiatives

Not applicable

||

Summary of 2017-19 Biennium Budget

**Health Related Licensing Boards
Medical Imaging
2017-19 Biennium**

**Governor's Budget
Cross Reference Number: 83300-026-00-00-00000**

<i>Description</i>	<i>Positions</i>	<i>Full-Time Equivalent (FTE)</i>	<i>ALL FUNDS</i>	<i>General Fund</i>	<i>Lottery Funds</i>	<i>Other Funds</i>	<i>Federal Funds</i>	<i>Nonlimited Other Funds</i>	<i>Nonlimited Federal Funds</i>
2015-17 Leg Adopted Budget	3	3.00	926,705	-	-	926,705	-	-	-
2015-17 Emergency Boards	-	-	16,554	-	-	16,554	-	-	-
2015-17 Leg Approved Budget	3	3.00	943,259	-	-	943,259	-	-	-
2017-19 Base Budget Adjustments									
Net Cost of Position Actions									
Administrative Biennialized E-Board, Phase-Out	-	-	32,617	-	-	32,617	-	-	-
Estimated Cost of Merit Increase	-	-	-	-	-	-	-	-	-
Base Debt Service Adjustment	-	-	-	-	-	-	-	-	-
Base Nonlimited Adjustment	-	-	-	-	-	-	-	-	-
Capital Construction	-	-	-	-	-	-	-	-	-
Subtotal 2017-19 Base Budget	3	3.00	975,876	-	-	975,876	-	-	-
Essential Packages									
010 - Non-PICS Pers Svc/Vacancy Factor									
Non-PICS Personal Service Increase/(Decrease)	-	-	1,865	-	-	1,865	-	-	-
Subtotal	-	-	1,865	-	-	1,865	-	-	-
020 - Phase In / Out Pgm & One-time Cost									
021 - Phase - In	-	-	-	-	-	-	-	-	-
022 - Phase-out Pgm & One-time Costs	-	-	-	-	-	-	-	-	-
Subtotal	-	-	-	-	-	-	-	-	-
030 - Inflation & Price List Adjustments									
Cost of Goods & Services Increase/(Decrease)	-	-	19,171	-	-	19,171	-	-	-
State Gov't & Services Charges Increase/(Decrease)	-	-	6,563	-	-	6,563	-	-	-
Subtotal	-	-	25,734	-	-	25,734	-	-	-

Summary of 2017-19 Biennium Budget

**Health Related Licensing Boards
Medical Imaging
2017-19 Biennium**

**Governor's Budget
Cross Reference Number: 83300-026-00-00-00000**

<i>Description</i>	<i>Positions</i>	<i>Full-Time Equivalent (FTE)</i>	<i>ALL FUNDS</i>	<i>General Fund</i>	<i>Lottery Funds</i>	<i>Other Funds</i>	<i>Federal Funds</i>	<i>Nonlimited Other Funds</i>	<i>Nonlimited Federal Funds</i>
040 - Mandated Caseload									
040 - Mandated Caseload	-	-	-	-	-	-	-	-	-
050 - Fundshifts and Revenue Reductions									
050 - Fundshifts	-	-	-	-	-	-	-	-	-
060 - Technical Adjustments									
060 - Technical Adjustments	-	-	(31,132)	-	-	(31,132)	-	-	-
Subtotal: 2017-19 Current Service Level	3	3.00	972,343	-	-	972,343	-	-	-

18

Summary of 2017-19 Biennium Budget

**Health Related Licensing Boards
Medical Imaging
2017-19 Biennium**

**Governor's Budget
Cross Reference Number: 83300-026-00-00-00000**

<i>Description</i>	<i>Positions</i>	<i>Full-Time Equivalent (FTE)</i>	<i>ALL FUNDS</i>	<i>General Fund</i>	<i>Lottery Funds</i>	<i>Other Funds</i>	<i>Federal Funds</i>	<i>Nonlimited Other Funds</i>	<i>Nonlimited Federal Funds</i>
Subtotal: 2017-19 Current Service Level	3	3.00	972,343	-	-	972,343	-	-	-
070 - Revenue Reductions/Shortfall									
070 - Revenue Shortfalls	-	-	-	-	-	-	-	-	-
Modified 2017-19 Current Service Level	3	3.00	972,343	-	-	972,343	-	-	-
080 - E-Boards									
080 - May 2016 E-Board	-	-	-	-	-	-	-	-	-
Subtotal Emergency Board Packages	-	-	-	-	-	-	-	-	-
Policy Packages									
081 - September 2016 Emergency Board	-	-	-	-	-	-	-	-	-
090 - Analyst Adjustments	-	-	(35,811)	-	-	(35,811)	-	-	-
091 - Statewide Adjustment DAS Chgs	-	-	(8,139)	-	-	(8,139)	-	-	-
092 - Statewide AG Adjustment	-	-	(2,228)	-	-	(2,228)	-	-	-
110 - Improving Customer Service	-	-	-	-	-	-	-	-	-
126 - Bone Densitometry Certification	-	-	-	-	-	-	-	-	-
130 - Increase Attorney General Legal Fee	-	-	-	-	-	-	-	-	-
Subtotal Policy Packages	-	-	(46,178)	-	-	(46,178)	-	-	-
Total 2017-19 Governor's Budget	3	3.00	926,165	-	-	926,165	-	-	-
Percentage Change From 2015-17 Leg Approved Budget	-	-	-1.81%	-	-	-1.81%	-	-	-
Percentage Change From 2017-19 Current Service Level	-	-	-4.75%	-	-	-4.75%	-	-	-

Oregon Board of Medical Imaging																			Agency Number:		833426	
2017 - 2019 Biennium																						
Program 1																						
Program/Division Priorities for 2017-2019 Biennium																						
1	2	3	4	5	6	7	7	9	10	11	12	13	14	15	16	17	18	19	20			
Priority (ranked with highest priority first)	Agency Initials	Program or Activity Initials	Program Unit/Activity Description	Identify Key Performance Measure(s)	Primary Purpose Program- Activity Code	GF	LF	OF	NL-OF	FF	NL-FF	TOTAL FUNDS	Pos.	FTE	New or Enhanced Program (Y/N)	Included as Reduction Option (Y/N)	Legal Req. Code (C, F, or D)	Legal Citation	Explain what is Mandatory (for C, FM, and FO Only)	Comments on Proposed Changes to CSL included in Agency Request		
Dept	Prgm/ Div																					
1	1	OBMI	Licensing, Education and compliance; Day to day operation of the agency program	3, 4, 5, 6, 7	1, 3, 4, 5, 7, 10			926,165				\$ 926,165	3	3.00	N	N	S					
												\$ -										
												\$ -										
												\$ -										
												\$ -										
												\$ -										
												\$ -										
												\$ -										
								926,165				\$ 926,165	3	3.00								

- 7. Primary Purpose Program/Activity Exists**
- 1 Civil Justice
 - 2 Community Development
 - 3 Consumer Protection
 - 4 Administrative Function
 - 5 Criminal Justice
 - 6 Economic Development
 - 7 Education & Skill Development
 - 8 Emergency Services
 - 9 Environmental Protection
 - 10 Public Health
 - 11 Recreation, Heritage, or Cultural
 - 12 Social Support

- 19. Legal Requirement Code**
- C Constitutional
 - D Debt Service
 - FM Federal - Mandatory
 - FO Federal - Optional (Once you choose to participate, certain requirements exist)
 - S Statutory

Within each Program/Division area, prioritize each Budget Program Unit (Activities) by detail budget level in ORBITS

Document criteria used to prioritize activities:
 The mission of the Oregon Board of Medical Imaging is to promote, preserve and protect the public health, safety and welfare of Oregonians who are undergoing medical imaging studies performed by agency licensees for the purpose of medical diagnosis and therapy. The Board is mandated under ORS 688.405 through 688.605 & 688.915.

Licensing - Continuing Education (CE):

The licensure of MRI Technologists, Nuclear Medicine Technologists, Radiologic Technologists, Radiation Therapists, Sonographers and Limited X-ray Machine Operators is the Board's first priority, because without licensure they cannot operate within their scope of practice and licensure causing a severe hardship to Oregonians who are in need of imaging services. Initial applicant's must be evaluated for eligibility by verifying educational requirements, Background checks must be completed and the application information substantiated. Continuing Education (CE) promotes innovative and updated procedures within medical imaging providing additional education and in turn producing better qualified licensees. CE is a requirement used to monitor and ensure practice standards necessary for permanent license renewal. Licensees are required, at the time of renewal, to have completed a specific number of CE hours in their modality. The OBMI has a responsibility to establish CE standards for Limited X-ray Machine Operator, and mirror CE standards established by the credentialing organizations. The American Registry of Radiologic Technologists (ARRT) has named the OBMI as a Recognized Continuing Education Evaluation Mechanism (RCEEM). This allows the OBMI authority to evaluate CE presentations for CE credit, which is used as a tool to monitor compliance for renewal eligibility.

2.) Regulatory Compliance- Complaints & Investigations:

As a regulatory Board, OBMI has a responsibility to the citizens of Oregon, to protect them from possible harm when being exposed to ionizing radiation (or any other medical imaging focused energy technology) by the agency licensees. Investigations are a very important part of the Board's role. Background Checks are being performed on initial and renewing applicants and licensees through the Oregon State Police, Law Enforcement Data System (LEDS). New this year, the Board is completing fingerprint background checks on new license applicants, while continuing Oregon State Police checks on renewal applicants. The Board is required to listen and resolve routine complaints. OBMI is also required to investigate all complaints or violations and take disciplinary action against applicants and licensees who are in violation of Statutes ORS 688.405 through 688.605 & 688.915 and Administrative Rules OAR 337-001-0000 through 337-030-0025. Cases are investigated by staff and the Board's Assistant Attorney General in preparation for review and final vote by Board members to determine the appropriate disciplinary action necessary to resolve each investigative case violation. Almost all disciplinary cases are handled through stipulated agreements, without administrative appeal or court action. Through this type of non -adversarial case resolution the Board is able to avoid costly legal proceedings in almost all cases.

3.) Administration:

The Executive Director is responsible for an efficient and fiscally sound day- to-day operation of the agency, under the general direction of the Board. This includes development and preparation of the Board's budget and legislative appearances each biennium. The administration of the agency's programs are crucial to delivering timely licensure to qualified applicants or renewing licensees. This process allows the continuation of imaging services to Oregonians, promoting the public health and well being. Oversight is given by the Director to administrative staff involving program development and delivery with a high regard for customer service. Yearly evaluations are used to improve the efficiency of the agency. Revenue and spending is closely monitored through the work of an accountant that is shared among six health licensing boards. Board expenditures are closely watched to maintain a fiscally prudent budget aligned with the approved limitation. Planning and implementation of the Board's quarterly scheduled meetings, in conjunction with the Board chair and vice-chair, are a part of the Director's responsibilities and necessary for a well functioning Board.

4.) Limited Scope in Radiography and Bone Densitometry

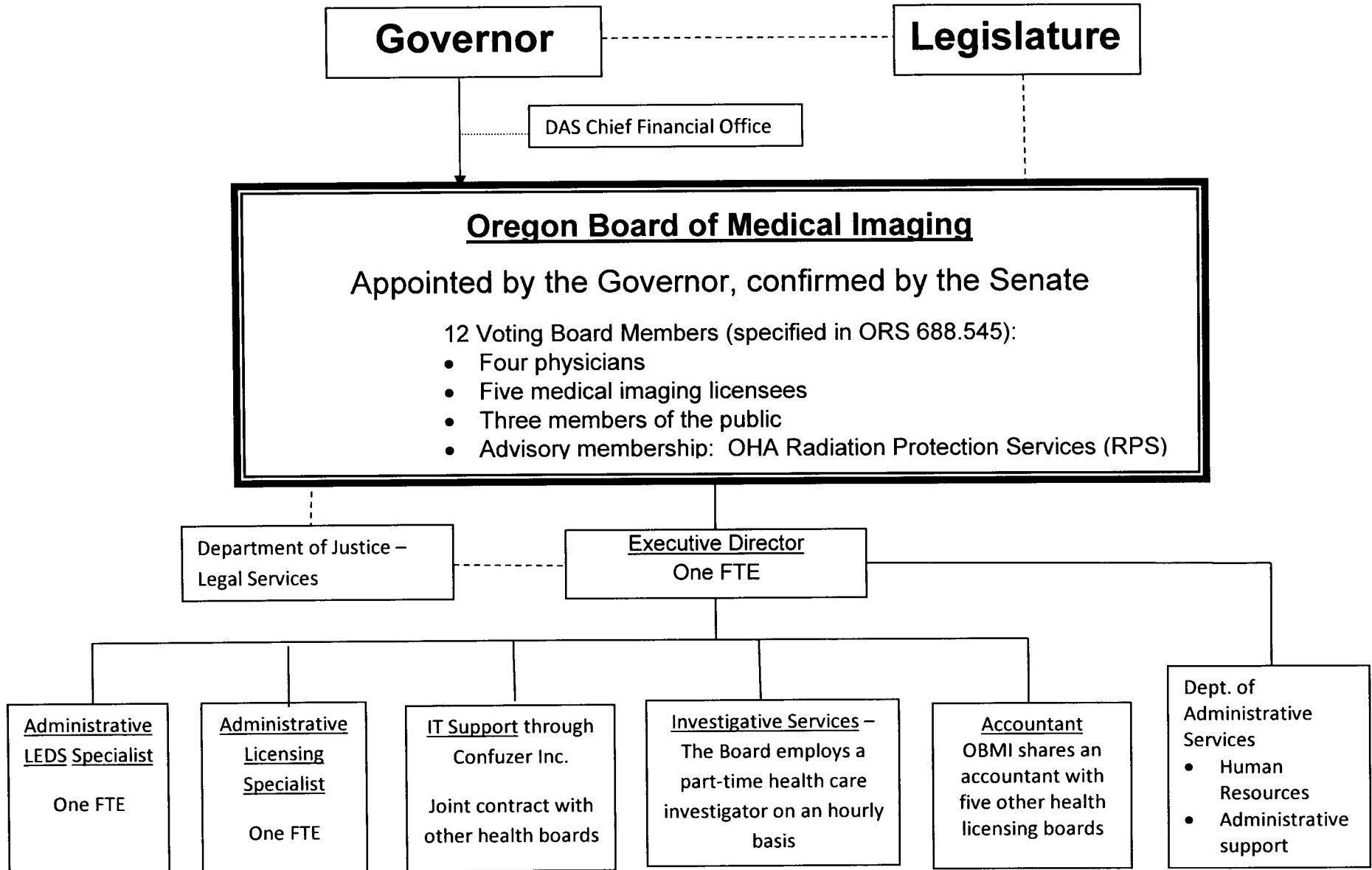
The Limited Scope in Radiography and Bone Densitometry examinations are used to qualify Limited X-ray Machine Operators (LXMO) for permanent licensure. The Board utilizes the limited scope examinations offered through the American Registry of Radiologic Technologists (ARRT), which is a national exam. The Board chose this direction to raise competency standards and promote the possibility of state reciprocity in the future. LXMO licensees are required to pass with 70% to satisfy their competency for permanent state licensure. A temporary LXMO must pass their examinations and have their imaging competencies evaluated by an ARRT-credentialed, Oregon licensed Radiologic Technologist within one-year from the date they complete the limited scope curriculum at a Board approved limited permit or private career school. Board staff verify exam eligibility, enter the exam revenue into the database accounting system, verify and enter their exam application information into the ARRT database, track the applicant's 90 day window of opportunity, verify and review exam scores and notify the applicant of their results. The OBMI exam spreadsheets are maintained to monitor the process each year of the biennium.

10% REDUCTIONS OPTIONS (ORS 291.216)

ACTIVITY OR PROGRAM	DESCRIBE REDUCTION	AMOUNT AND FUND TYPE	RANK AND JUSTIFICATION
(WHICH PROGRAM OR ACTIVITY WILL NOT BE UNDERTAKEN)	(DESCRIBE THE EFFECTS OF THIS REDUCTION.)	(GF, LF, OF, FF. IDENTIFY REVENUE SOURCE FOR OF, FF)	(RANK THE ACTIVITIES OR PROGRAMS NOT UNDERTAKEN IN ORDER OF LOWEST COST FOR BENEFIT OBTAINED)
1.Services and Supplies	Reduce services and supplies by five percent, across the board	\$18,017 Other Funds (license fee revenue)	All activities will continue, but with reduced support services including computer support, legal services, office supplies. Could result is reduced efficiency and response to licensees.
	Reduce services and supplies by ten percent, across the board	\$36,036 Other Funds (license fee revenue)	Computer and website improvements would be put on hold. General reduction in support services to licensees and applicants; reduced response time and efficiency for licensees.
2.Personal Services	Reduce Personal Services by Five Percent, Across the Board	\$28,290 Other Funds (License Fee Revenue)	Delay in issuing licenses and responding to inquiries; delay in responding to inquiries from licensees; general reduction in customer service; reduced ability to investigate health care complaints; reduced ability to process continuing education requests; possible occasional office closure.
	Reduce Personal Services by Ten Percent, across the Board	\$56,581 Other Funds (License Fee Revenue)	Office closure for a maximum of one half day per week; ability to process licenses and CE requests in a timely manner would be compromised; ability to quickly investigate complaints compromised; substantial reduction in quality of customer service.

OREGON BOARD OF MEDICAL IMAGING

2017-2019 Table of Organization



Health Related Licensing Boards

Agency Number: 83300

**Agencywide Program Unit Summary
2017-19 Biennium**

Version: Y - 01 - Governor's Budget

Summary Cross Reference Number	Cross Reference Description	2013-15 Actuals	2015-17 Leg Adopted Budget	2015-17 Leg Approved Budget	2017-19 Agency Request Budget	2017-19 Governor's Budget	2017-19 Leg Adopted Budget
017-00-00-00000	Mortuary Board						
	Other Funds	1,417,530	2,062,770	2,117,529	2,189,876	2,076,329	-
018-00-00-00000	Naturopathic Medicine						
	Other Funds	641,218	706,025	733,291	837,226	783,643	-
020-00-00-00000	Occupational Therapists						
	Other Funds	366,776	454,683	473,797	545,775	492,431	-
026-00-00-00000	Medical Imaging						
	Other Funds	765,176	926,705	943,259	1,003,475	926,165	-
028-00-00-00000	Speech-Language Path. and Audio.						
	Other Funds	543,636	661,269	679,792	729,953	688,032	-
029-00-00-00000	Veterinary Medical Examiners						
	Other Funds	686,186	895,606	928,782	992,189	926,052	-
TOTAL AGENCY							
	Other Funds	4,420,522	5,707,058	5,876,450	6,298,494	5,892,652	-

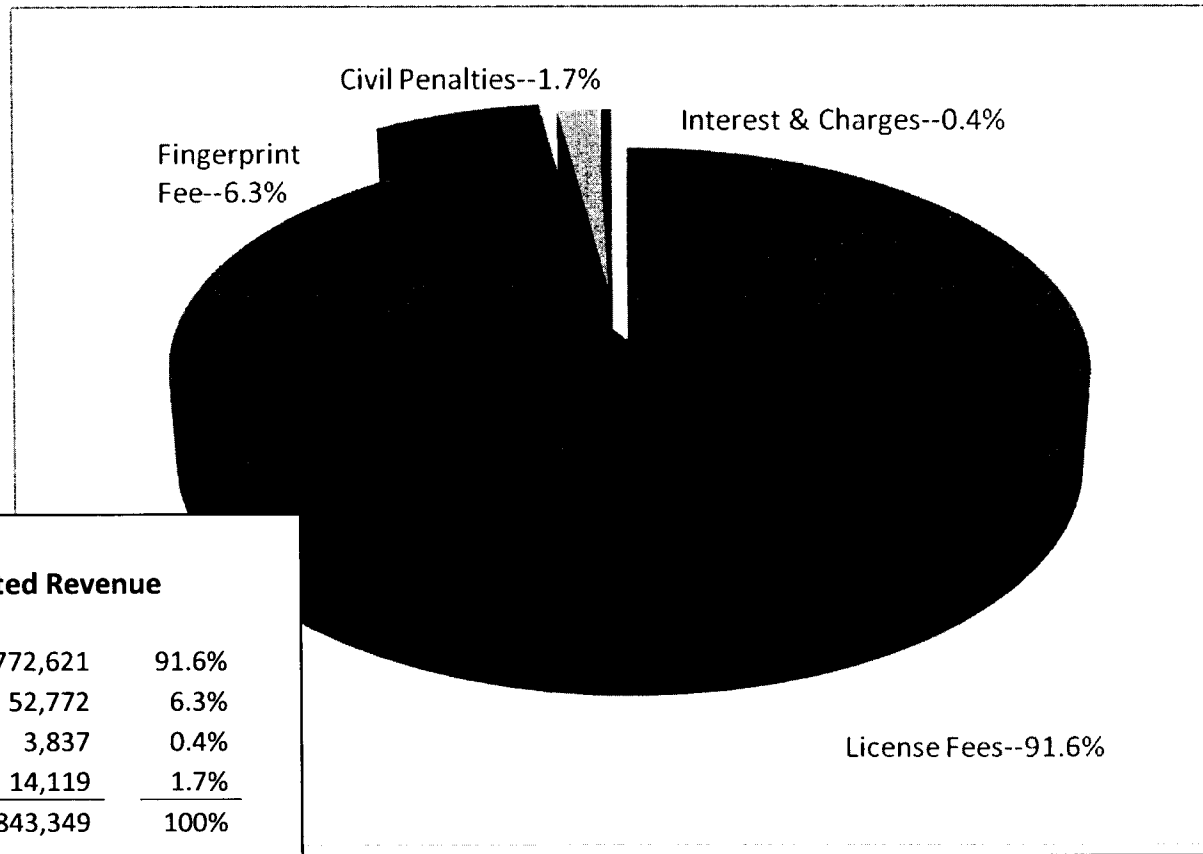
OREGON BOARD OF MEDICAL IMAGING

GOVERNOR'S BUDGET FOR 2017-2019

REVENUES

BUDGET NARRATIVE

BOARD OF MEDICAL IMAGING – PROJECTED SOURCES OF REVENUE 2017-2019



OBMI 2017-19 Projected Revenue		
License fees	772,621	91.6%
Fingerprint fee	52,772	6.3%
Interest & charges	3,837	0.4%
Civil penalties	14,119	1.7%
TOTAL	\$843,349	100%

BUDGET NARRATIVE

REVENUE FORECAST NARRATIVE

SOURCES

Solely “Other Funds” revenue generated from limited scope examinations, initial licensing and renewal application fees charged to temporary and permanent medical imaging technologists from one of the following modalities; MRI, Nuclear Medicine, Radiation Therapy, Radiography, Sonography and Limited X-ray Machine Operators (LXMO) support the Oregon Board of Medical Imaging. Minor additional sources include late fees, civil penalty fees and interest.

PROGRAMS FUNDED

All agency programs expenditures are funded through Other Funds revenues.

GENERAL LIMITATIONS ON USE

The Oregon Revised Statutes directs that all money received by the Board be used only for the administration and enforcement of ORS 688.405 to 688.605 and 688.915 and 688.990.

BASIS FOR THE 2017-2019 ESTIMATES

Licensure Fees—91.6% of Total Revenue

Fees for initial licenses and license renewal are expected to account for over 90 percent of OBMI revenue, or about \$772,621 (est.) for 2017-2019. For all permanent licensure modalities, the fee is \$120 for a *two-year* license. Currently there are over 5,500 individuals with a two-year permanent license or limited x-ray permit; of those, 800 have multiple licenses, but pay the single license fee of \$120. An additional 105 individuals have temporary licenses (for students or recent graduates), costing each \$30 for a six-month license. Over the past six years, the total number of permanent licenses increased by over 50 percent, largely due to 2009 legislation that added a state licensure requirement for sonography, MRI, and nuclear medicine.

Fingerprint Fee – 6.3% of Total Revenue

In 2015, the OBMI initiated fingerprint background checks of initial license and permit applicants. For each first-time applicant, the Board charges a \$52 fee, of which \$44.50 is paid to the Oregon State Police, to pay for a nationwide criminal background check by the OSP and also the FBI. The Board retains the remaining \$7.50 of each fee, to cover administrative costs.

Civil Penalties—1.7% of Total Revenue

The OBMI charges civil penalties for violations of statute or rules relating to medical imaging. This is not a substantial source of revenue for the Board, collecting an estimated \$14,000 over a biennium, accounting for less than two percent of overall Board revenue.

BUDGET NARRATIVE

PROPOSED CHANGES IN REVENUE

The Board of Medical Imaging is proposing legislation (HB 2267) for 2017 to allow the board to issue permits to persons with a certification from the International Society of Clinical Densitometry (ISCD), to allow ISCD registrants to perform bone densitometry in Oregon. The board estimates that ten people will apply for this permit during the 2017-19 biennium. OBMI licenses and permits cost \$120 for two years. Estimated revenue from permit fee is \$1,200 for 2017-19. This is Policy Package #126 in the Governor's Budget.

DETAIL OF FEE, LICENSE, OR ASSESSMENT REVENUE INCREASE

PROPOSED FOR INCREASE/ESTABLISHMENT

Purpose or Type of Fee, License or Assessment	Who Pays	2015-17 Estimated Revenue	2017-19 Agency Request	2017-19 Governor's Recommended Budget	2017-19 Legislatively Adopted	Explanation
Fee to obtain a limited permit to practice bone densitometry, based upon HB 2267	Estimated ten applicants in 2017-19	\$ -	\$ 1,200			Permit applicants will pay an average of \$120 for a two-year permit to practice bone densitometry, based upon HB 2267.

DETAIL OF LOTTERY FUNDS, OTHER FUNDS, AND FEDERAL FUNDS REVENUE

Health Related Licensing Boards
2017-19 Biennium

Agency Number: 83300
Cross Reference Number: 83300-026-00-00-00000

Source	2013-15 Actuals	2015-17 Leg Adopted Budget	2015-17 Leg Approved Budget	2017-19 Agency Request Budget	2017-19 Governor's Budget	2017-19 Leg Adopted Budget
Other Funds						
Business Lic and Fees	723,879	763,783	763,783	772,621	772,621	-
Non-business Lic. and Fees	-	57,200	57,200	52,772	52,772	-
Charges for Services	650	130	130	131	131	-
Fines and Forfeitures	11,575	13,979	13,979	14,119	14,119	-
Interest Income	3,499	3,669	3,669	3,706	3,706	-
Other Revenues	14,352	-	-	-	-	-
Transfer Out - Intrafund	-	-	-	-	(31,132)	-
Tsfr To Oregon Health Authority	-	-	-	-	(25,100)	-
Total Other Funds	\$753,955	\$838,761	\$838,761	\$843,349	\$787,117	-

OREGON BOARD OF MEDICAL IMAGING

GOVERNOR'S BUDGET FOR 2017-2019

PROGRAM UNITS

BUDGET NARRATIVE

2017-2019 Essential & Policy Packages Budget

SUMMARY

Base Budget	\$975,876
Pkg 010 -- Non-PICS Personal Service Adjustments	1,865
Pkg 030 – Standard inflation	25,734
Pkg 060 – Technical Adjustments	(31,132)
Subtotal: Current Service Level	<u>\$972,343</u>
Policy Packages	
Pkg 090 – Analyst Adjustments	(35,811)
Pkg 091 – Statewide Administrative DAS Chgs	(8,139)
Pkg 092 – Statewide AG Adjustment	(2,228)
Pkg 126 – Bone Densitometry Certification	
Subtotal: Policy Packages	<u>(\$46,178)</u>
TOTAL 2017-19 Governor’s Budget	<u>\$926,165</u>

BUDGET NARRATIVE

2017-2019 POLICY PACKAGES NARRATIVE

POLICY OPTION PACKAGE #126 – BONE DENSITOMETRY CERTIFICATION

Purpose: Following the pathway currently available through Oregon statutes and rules, it can be difficult for bone densitometry applicants to obtain the required training necessary to qualify for a bone densitometry permit, because only one person offers the required course, and offers it infrequently.

How Achieved -- The Board of Medical Imaging is proposing legislation for 2017 (HB 2267) to provide statutory authorization for the board to issue permits to persons with a certification from the International Society of Clinical Densitometry (ISCD), to allow these persons to perform bone densitometry in Oregon. Recognizing the ISCD's certification can help meet demand for bone densitometry practitioners.

Staffing impact: None. Minimal staffing and administrative impact to issue an estimated ten permits during the biennium.

Revenue impact: The board estimates that ten people will apply for this permit during the 2017-19 biennium. OBMI licenses and permits cost \$120 for two years. Estimated revenue from permit fee is \$1,200 for 2017-19. All Other Funds.

ESSENTIAL AND POLICY PACKAGE FISCAL IMPACT SUMMARY

Health Related Licensing Boards
 Pkg: 010 - Non-PICS Psnl Svc / Vacancy Factor

Cross Reference Name: Medical Imaging
 Cross Reference Number: 83300-026-00-00-00000

<i>Description</i>	General Fund	Lottery Funds	Other Funds	Federal Funds	Nonlimited Other Funds	Nonlimited Federal Funds	All Funds
Personal Services							
Pension Obligation Bond	-	-	1,666	-	-	-	1,666
Mass Transit Tax	-	-	199	-	-	-	199
Total Personal Services	-	-	\$1,865	-	-	-	\$1,865
Total Expenditures							
Total Expenditures	-	-	1,865	-	-	-	1,865
Total Expenditures	-	-	\$1,865	-	-	-	\$1,865
Ending Balance							
Ending Balance	-	-	(1,865)	-	-	-	(1,865)
Total Ending Balance	-	-	(\$1,865)	-	-	-	(\$1,865)

ESSENTIAL AND POLICY PACKAGE FISCAL IMPACT SUMMARY

Health Related Licensing Boards
Pkg: 031 - Standard Inflation

Cross Reference Name: Medical Imaging
Cross Reference Number: 83300-026-00-00-00000

<i>Description</i>	General Fund	Lottery Funds	Other Funds	Federal Funds	Nonlimited Other Funds	Nonlimited Federal Funds	All Funds
Services & Supplies							
Instate Travel	-	-	1,012	-	-	-	1,012
Out of State Travel	-	-	77	-	-	-	77
Employee Training	-	-	105	-	-	-	105
Office Expenses	-	-	1,166	-	-	-	1,166
Telecommunications	-	-	279	-	-	-	279
State Gov. Service Charges	-	-	6,563	-	-	-	6,563
Data Processing	-	-	48	-	-	-	48
Publicity and Publications	-	-	111	-	-	-	111
Professional Services	-	-	2,126	-	-	-	2,126
IT Professional Services	-	-	671	-	-	-	671
Attorney General	-	-	3,939	-	-	-	3,939
Employee Recruitment and Develop	-	-	8	-	-	-	8
Dues and Subscriptions	-	-	52	-	-	-	52
Facilities Rental and Taxes	-	-	2,920	-	-	-	2,920
Agency Program Related S and S	-	-	4,093	-	-	-	4,093
Other Services and Supplies	-	-	2,009	-	-	-	2,009
Expendable Prop 250 - 5000	-	-	222	-	-	-	222
IT Expendable Property	-	-	333	-	-	-	333
Total Services & Supplies	-	-	\$25,734	-	-	-	\$25,734
Total Expenditures							
Total Expenditures	-	-	25,734	-	-	-	25,734
Total Expenditures	-	-	\$25,734	-	-	-	\$25,734

ESSENTIAL AND POLICY PACKAGE FISCAL IMPACT SUMMARY

Health Related Licensing Boards
Pkg: 031 - Standard Inflation

Cross Reference Name: Medical Imaging
Cross Reference Number: 83300-026-00-00-00000

<i>Description</i>	General Fund	Lottery Funds	Other Funds	Federal Funds	Nonlimited Other Funds	Nonlimited Federal Funds	All Funds
Ending Balance							
Ending Balance	-	-	(25,734)	-	-	-	(25,734)
Total Ending Balance	-	-	(\$25,734)	-	-	-	(\$25,734)

ESSENTIAL AND POLICY PACKAGE FISCAL IMPACT SUMMARY

Health Related Licensing Boards
Pkg: 060 - Technical Adjustments

Cross Reference Name: Medical Imaging
Cross Reference Number: 83300-026-00-00-00000

<i>Description</i>	General Fund	Lottery Funds	Other Funds	Federal Funds	Nonlimited Other Funds	Nonlimited Federal Funds	All Funds
Transfers Out							
Transfer Out - Intrafund	-	-	(31,132)	-	-	-	(31,132)
Total Transfers Out	-	-	(\$31,132)	-	-	-	(\$31,132)
Services & Supplies							
Professional Services	-	-	(31,132)	-	-	-	(31,132)
Total Services & Supplies	-	-	(\$31,132)	-	-	-	(\$31,132)
Total Expenditures							
Total Expenditures	-	-	(31,132)	-	-	-	(31,132)
Total Expenditures	-	-	(\$31,132)	-	-	-	(\$31,132)
Ending Balance							
Ending Balance	-	-	-	-	-	-	-
Total Ending Balance	-	-	-	-	-	-	-

ESSENTIAL AND POLICY PACKAGE FISCAL IMPACT SUMMARY

Health Related Licensing Boards
Pkg: 090 - Analyst Adjustments

Cross Reference Name: Medical Imaging
Cross Reference Number: 83300-026-00-00-00000

<i>Description</i>	General Fund	Lottery Funds	Other Funds	Federal Funds	Nonlimited Other Funds	Nonlimited Federal Funds	All Funds
Transfers Out							
Tsfr To Oregon Health Authority	-	-	(25,100)	-	-	-	(25,100)
Total Transfers Out	-	-	(\$25,100)	-	-	-	(\$25,100)
Services & Supplies							
Other Services and Supplies	-	-	(35,811)	-	-	-	(35,811)
Total Services & Supplies	-	-	(\$35,811)	-	-	-	(\$35,811)
Total Expenditures							
Total Expenditures	-	-	(35,811)	-	-	-	(35,811)
Total Expenditures	-	-	(\$35,811)	-	-	-	(\$35,811)
Ending Balance							
Ending Balance	-	-	10,711	-	-	-	10,711
Total Ending Balance	-	-	\$10,711	-	-	-	\$10,711

ESSENTIAL AND POLICY PACKAGE FISCAL IMPACT SUMMARY

Health Related Licensing Boards
 Pkg: 091 - Statewide Adjustment DAS Chgs

Cross Reference Name: Medical Imaging
 Cross Reference Number: 83300-026-00-00-00000

<i>Description</i>	General Fund	Lottery Funds	Other Funds	Federal Funds	Nonlimited Other Funds	Nonlimited Federal Funds	All Funds
Services & Supplies							
Telecommunications	-	-	(2,093)	-	-	-	(2,093)
State Gov. Service Charges	-	-	(1,446)	-	-	-	(1,446)
Facilities Rental and Taxes	-	-	(2,536)	-	-	-	(2,536)
Other Services and Supplies	-	-	(2,064)	-	-	-	(2,064)
Total Services & Supplies	-	-	(\$8,139)	-	-	-	(\$8,139)
Total Expenditures							
Total Expenditures	-	-	(8,139)	-	-	-	(8,139)
Total Expenditures	-	-	(\$8,139)	-	-	-	(\$8,139)
Ending Balance							
Ending Balance	-	-	8,139	-	-	-	8,139
Total Ending Balance	-	-	8,139	-	-	-	8,139

ESSENTIAL AND POLICY PACKAGE FISCAL IMPACT SUMMARY

Health Related Licensing Boards
 Pkg: 092 - Statewide AG Adjustment

Cross Reference Name: Medical Imaging
 Cross Reference Number: 83300-026-00-00-00000

<i>Description</i>	General Fund	Lottery Funds	Other Funds	Federal Funds	Nonlimited Other Funds	Nonlimited Federal Funds	All Funds
Services & Supplies							
Attorney General	-	-	(2,228)	-	-	-	(2,228)
Total Services & Supplies	-	-	(\$2,228)	-	-	-	(\$2,228)
Total Expenditures							
Total Expenditures	-	-	(2,228)	-	-	-	(2,228)
Total Expenditures	-	-	(\$2,228)	-	-	-	(\$2,228)
Ending Balance							
Ending Balance	-	-	2,228	-	-	-	2,228
Total Ending Balance	-	-	\$2,228	-	-	-	\$2,228

ESSENTIAL AND POLICY PACKAGE FISCAL IMPACT SUMMARY

Health Related Licensing Boards
 Pkg: 126 - Bone Densitometry Certification

Cross Reference Name: Medical Imaging
 Cross Reference Number: 83300-026-00-00-00000

<i>Description</i>	General Fund	Lottery Funds	Other Funds	Federal Funds	Nonlimited Other Funds	Nonlimited Federal Funds	All Funds
Revenues							
Business Lic and Fees	-	-	1,200	-	-	-	1,200
Total Revenues	-	-	\$1,200	-	-	-	\$1,200
Ending Balance							
Ending Balance	-	-	1,200	-	-	-	1,200
Total Ending Balance	-	-	\$1,200	-	-	-	\$1,200

DETAIL OF LOTTERY FUNDS, OTHER FUNDS, AND FEDERAL FUNDS REVENUE

Health Related Licensing Boards
2017-19 Biennium

Agency Number: 83300
Cross Reference Number: 83300-026-00-00-00000

<i>Source</i>	2013-15 Actuals	2015-17 Leg Adopted Budget	2015-17 Leg Approved Budget	2017-19 Agency Request Budget	2017-19 Governor's Budget	2017-19 Leg Adopted Budget
Other Funds						
Business Lic and Fees	723,879	763,783	763,783	772,621	772,621	-
Non-business Lic. and Fees	-	57,200	57,200	52,772	52,772	-
Charges for Services	650	130	130	131	131	-
Fines and Forfeitures	11,575	13,979	13,979	14,119	14,119	-
Interest Income	3,499	3,669	3,669	3,706	3,706	-
Other Revenues	14,352	-	-	-	-	-
Transfer Out - Intrafund	-	-	-	-	(31,132)	-
Tsfr To Oregon Health Authority	-	-	-	-	(25,100)	-
Total Other Funds	\$753,955	\$838,761	\$838,761	\$843,349	\$787,117	-

OREGON BOARD OF MEDICAL IMAGING

GOVERNOR'S BUDGET FOR 2017-2019

SPECIAL REPORTS

BUDGET NARRATIVE

SPECIAL REPORTS NARRATIVE

Information Technology-related Projects/Initiatives in 2017-2019

The Board of Medical Imaging does not have any IT projects or initiatives for the 2015-17 biennium over \$150,000.

Facility Proposal Impact on Work Space Requirements

The Oregon Board of Medical Imaging does not have any increases, decreases, or relocations of workspace due to facility proposed projects planned or scheduled for the 2017-2019 biennium.

Audits Response Report

Secretary of State's 2014 Audit of Health Professional Regulatory Boards: The Oregon Secretary of State's Office completed a combined program audit of 17 health licensing boards in 2014, including the Board of Medical Imaging. The auditors recommended further consideration of background check policies for professionals who handle vulnerable populations, and also that the Governor's office consider providing additional support and board member training.

Following recommendations of the 2014 audit, in 2015 the OBMI instituted FBI fingerprint background checks on first-time license applicants. The OBMI will also seek to maximize Board member training through the Attorney General's office, and will assure that new Board members complete all training requirements.

Secretary of State's 2012 Audit: A 2012 audit by the Secretary of State's office noted that the large number of boards and commissions in Oregon makes centralized oversight and coordination difficult in some instances. The report noted that boards with small staffs (such as the OBMI) may face challenges relating to segregation of critical functions and difficulty mastering the full range of administrative and technical skills. The report noted that board members may not always understand their role in overseeing the operation of the office.

The audit contained a recommendation that the governor work with the Legislature and DAS to compile a comprehensive listing of boards; come up with a way to improve reporting the efforts and results of boards; and improve oversight of and by board members.

The Board of Medical Imaging is sensitive to the concerns expressed in the 2012 audit. The OBMI utilizes the DAS human resources division for consultation and assistance on all staffing issues, to assure compliance with all statutes, regulations and contract obligations regarding personnel. The OBMI makes full use of legal services through the Department of Justice, including consultation on disciplinary cases, attendance at all Board meetings, and regular training for new and existing Board members.

BUDGET NARRATIVE

Affirmative Action Report

Affirmative Action Policy Statement

It is the policy of the Board that no person shall be discriminated against because of race, religion, national origin, gender, age, marital status, sexual preference or identity, or disability.

Affirmative Action 2015-17 Objectives

The Board of Medical Imaging's goal for 2015-2017 has been to continue to maintain the Board's commitment to affirmative action and equal opportunity, and to recruit staff and Board members who reflect the Board's commitment to diversity and inclusion. The Board has three staff persons, including two men and one woman, which has remained constant since 2011. Through Board newsletter notices, website notices, and with regard to applicants who apply for Board membership through the Governor's office, the Board seeks to promote membership that is diverse and without regard to disability. While not racially or ethnically diverse, the current 12-person Board membership is gender-balanced with five women and five men (with two vacancies). Board recruitment notices state that "The Board and the State of Oregon welcome all applications and are fully committed to equal opportunity and diversity in Board membership."

In day-to-day interactions with the general public and with OBMI licensees, the Board staff has endeavored to treat all persons with respect and to provide equal treatment, regardless of race, religion, national origin, gender, age, marital status, sexual preference or identity, or disability. In this regard, the Board received no complaints of discriminatory treatment from members of the public or Board licensees. All Board activities are conducted in locations that are fully accessible to disabled persons; all meeting notices provide Board contact information to obtain disability accommodations to attend and participate in Board activities.

Affirmative Action 2017-19 Objectives

To a significant extent, Board membership is determined by applications submitted to the Governor's office. For 2017-2019, the OBMI will work to increase the diversity of the Board membership through efforts to encourage women, disabled persons and minorities to seek positions on the Board. This will be accomplished through notices on the Board's website and e-newsletter, and through efforts to coordinate with the Governor's office to appoint a diverse voting membership.

In day to day interactions with the general public and OBMI licensees, the Board and Board staff will endeavor to continue to treat all persons with respect and to provide equal treatment, regardless of race, religion, national origin, gender, age, marital status, sexual preference or identity, or disability. All OBMI activities will be fully accessible to persons with disabilities.

Medical Imaging, Board of

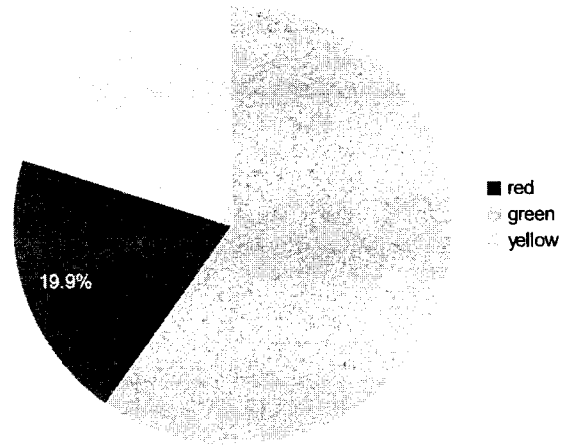
Annual Performance Progress Report

Reporting Year 2016

Published: 7/26/2016 3:49:04 PM

KPM # Approved Key Performance Measures (KPMs)

- 3 TIMELY LICENSURE - Percent of initial and renewal license and limited permit applications from qualified applicants that are processed within 10 business days.
- 4 AUTOMATION - Percent of license and limited permit applications from qualified applicants that are processed using an automated procedure.
- 5 CUSTOMER SERVICE - Percent of customers rating their satisfaction with the agency's customer service as "good" or "excellent": overall, timeliness, accuracy, helpfulness, expertise, availability of information.
- 6 DISCIPLINE RESOLUTION - Percentage and number of complaints resolved by means other than from formal administrative hearings within a year.
- 7 BEST PRACTICES - Percent of total best practices met by the Board.



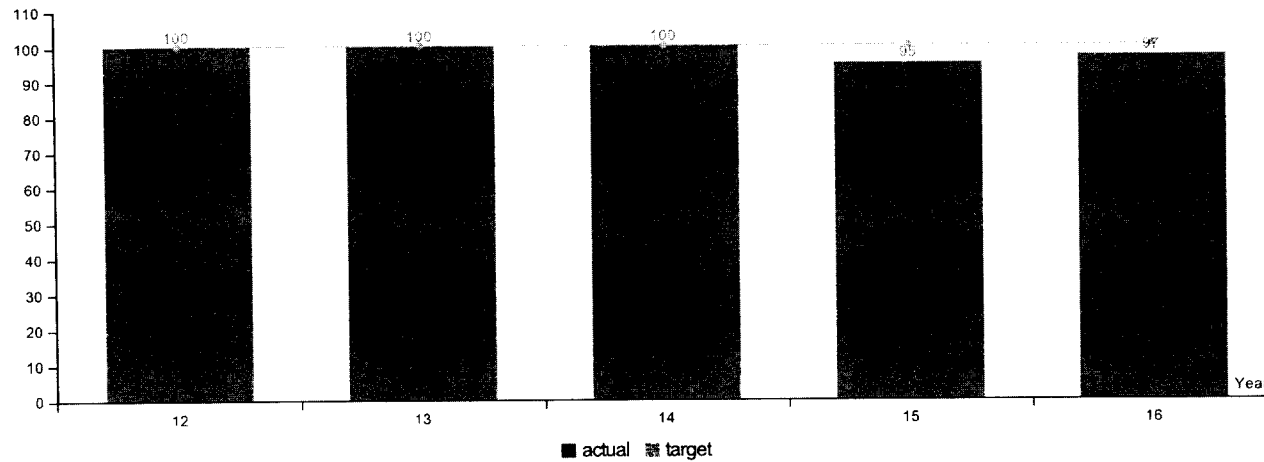
Green
= Target to -5%
60%

Yellow
= Target -6% to -15%
20%

Red
= Target > -15%
20%

Summary Stats:

KPM #3 TIMELY LICENSURE - Percent of initial and renewal license and limited permit applications from qualified applicants that are processed within 10 business days.
 Data Collection Period: Jan 01 - Jan 01



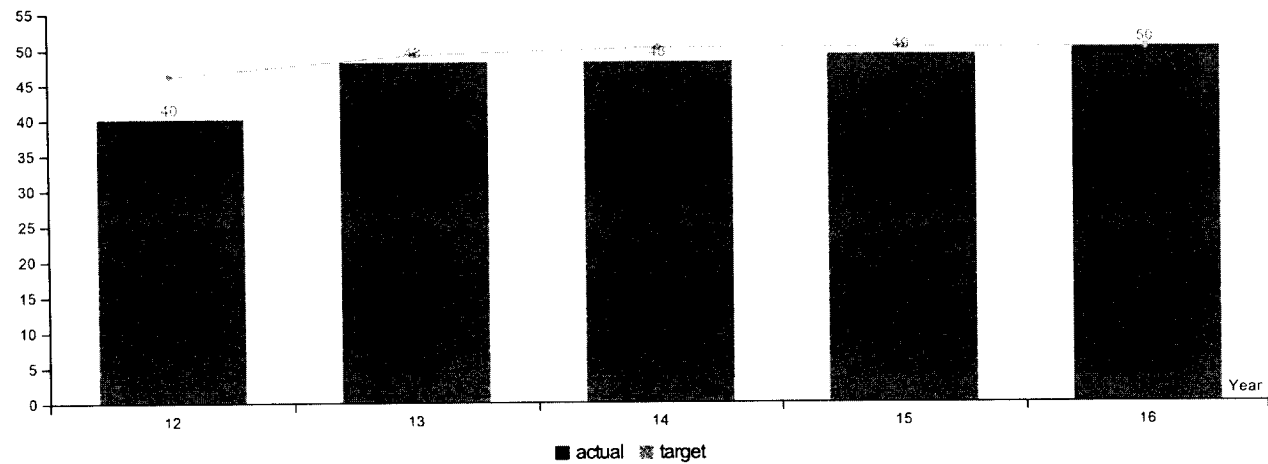
Metric	2012	2013	2014	2015	2016
Timely Licensure					
Actual	100%	100%	100%	95%	97%
Target	100%	100%	100%	100%	100%

How Are We Doing

Factors Affecting Results

The Board instituted fingerprint background checks in 2015. For certain periods of time, in 2015 and early 2016, some initial license applications were delayed, sometimes for several weeks, while we awaited the results of the background check, which are conducted by the Oregon State Police in conjunction with the FBI. But those delays have ceased and we are now getting background checks turned around (by OSP) within one or two days, in most cases.

KPM #4 AUTOMATION - Percent of license and limited permit applications from qualified applicants that are processed using an automated procedure.
 Data Collection Period: Jan 01 - Jan 01



Metric	2012	2013	2014	2015	2016
Automation					
Actual	40%	48%	48%	49%	50%
Target	46%	49%	50%	50%	50%

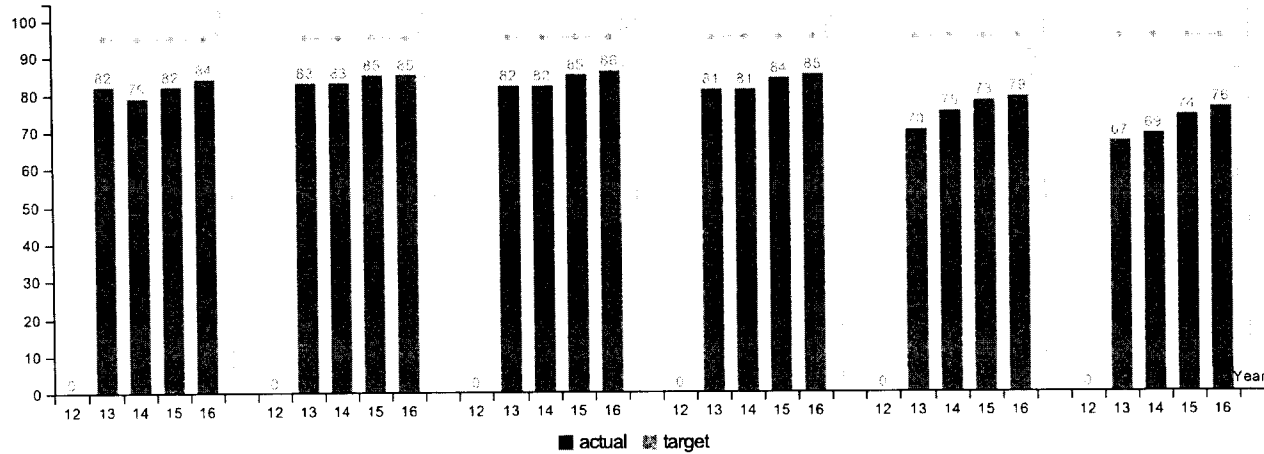
How Are We Doing

Factors Affecting Results

First-time medical imaging license applicants must submit their initial application through the mail, and thereafter can renew online. Limited permit applicants must renew through the mail, because they are required to submit documentation of continuing education with the renewal application. Only permanent license renewal applicants can process their applications online, and we have seen an uptick of online permanent renewals, currently estimated at 65 percent of all permanent license renewals. But overall, including permanent initial license applications and all limited x-ray permit applications, total online processing is at 50%.

KPM #5 CUSTOMER SERVICE - Percent of customers rating their satisfaction with the agency's customer service as "good" or "excellent": overall, timeliness, accuracy, helpfulness, expertise, availability of information.

Data Collection Period: Jan 01 - Jan 01



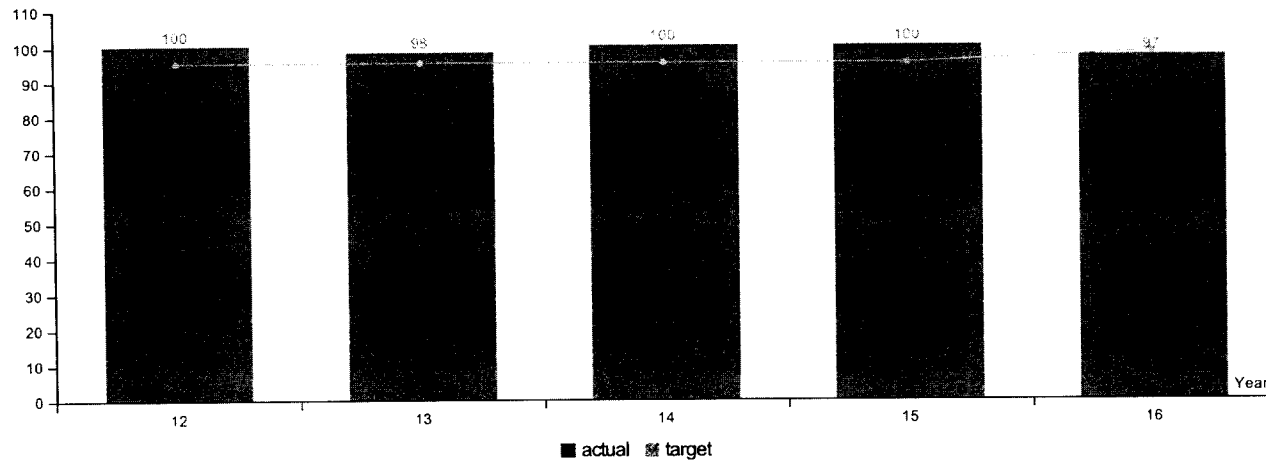
Metric	2012	2013	2014	2015	2016
Accuracy					
Actual	No Data	82%	79%	82%	84%
Target	TBD	95%	95%	95%	95%
Timeliness					
Actual	No Data	83%	83%	85%	85%
Target	TBD	95%	95%	95%	95%
Expertise					
Actual	No Data	82%	82%	85%	86%
Target	TBD	95%	95%	95%	95%
Overall					
Actual	No Data	81%	81%	84%	85%
Target	TBD	95%	95%	95%	95%
Helpfulness					
Actual	No Data	70%	75%	78%	79%
Target	TBD	95%	95%	95%	95%
Availability of Information					
Actual	No Data	67%	69%	74%	76%
Target	TBD	95%	95%	95%	95%

How Are We Doing

Factors Affecting Results

We endeavor to respond to all inquiries (telephone or e-mail) within one business day. We are making continuous adjustments to the website to make it easier for consumers to navigate and find useful information. We will endeavor to keep our customers informed (through e-mail notices and newsletters) regarding new regulations and ways that customers can participate in board decisions. In this way, we hope to continuously improve customer satisfaction.

KPM #6 DISCIPLINE RESOLUTION - Percentage and number of complaints resolved by means other than from formal administrative hearings within a year.
 Data Collection Period: Jan 01 - Jan 01



Metric	2012	2013	2014	2015	2016
Discipline Resolution					
Actual	100%	98%	100%	100%	97%
Target	95%	95%	95%	95%	98%

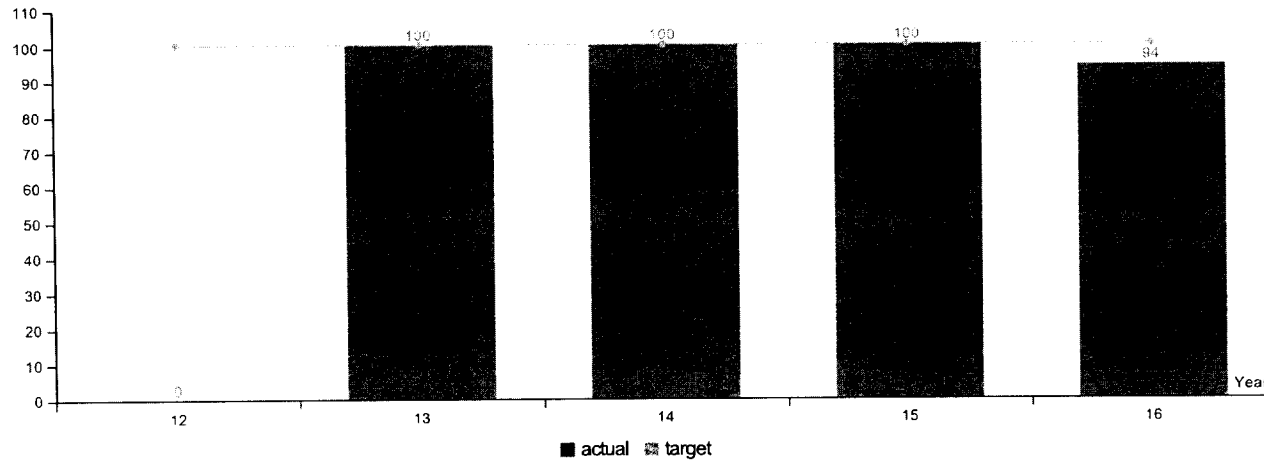
How Are We Doing

In almost all cases, the Board is able to develop stipulated agreements (with civil penalty) in disciplinary cases involving license violations.

Factors Affecting Results

KPM #7

BEST PRACTICES - Percent of total best practices met by the Board.
Data Collection Period: Jan 01 - Jan 01



Metric	2012	2013	2014	2015	2016
Best Practices					
Actual	No Data	100%	100%	100%	94%
Target	100%	100%	100%	100%	100%

How Are We Doing

the Board has not been able to schedule a legal briefing with our assistant attorney general in over a year. This briefing has been scheduled in the afternoon part of the agenda of every recent meeting, but the meeting agendas are full and the meetings go too long and the briefing gets cut at the end. The board will consider scheduling these briefings for the beginning of the board meeting, to assure that board members are properly briefed on legal requirements/responsibilities of board membership.

Factors Affecting Results

Health Related Licensing Boards

**Summary Cross Reference Listing and Packages
2017-19 Biennium**

**Agency Number: 83300
BAM Analyst: Medina, Anthony
Budget Coordinator: Wong, Kelvin - (971)673-1508**

Cross Reference Number	Cross Reference Description	Package Number	Priority	Package Description	Package Group
020-00-00-00000	Occupational Therapists	031	0	Standard Inflation	Essential Packages
020-00-00-00000	Occupational Therapists	060	0	Technical Adjustments	Essential Packages
020-00-00-00000	Occupational Therapists	080	0	May 2016 E-Board	Policy Packages
020-00-00-00000	Occupational Therapists	090	0	Analyst Adjustments	Policy Packages
020-00-00-00000	Occupational Therapists	091	0	Statewide Adjustment DAS Chgs	Policy Packages
020-00-00-00000	Occupational Therapists	092	0	Statewide AG Adjustment	Policy Packages
020-00-00-00000	Occupational Therapists	130	0	Increase Attorney General Legal Fee	Policy Packages
026-00-00-00000	Medical Imaging	010	0	Non-PICS Psnl Svc / Vacancy Factor	Essential Packages
026-00-00-00000	Medical Imaging	021	0	Phase - In	Essential Packages
026-00-00-00000	Medical Imaging	022	0	Phase-out Pgm & One-time Costs	Essential Packages
026-00-00-00000	Medical Imaging	031	0	Standard Inflation	Essential Packages
026-00-00-00000	Medical Imaging	060	0	Technical Adjustments	Essential Packages
026-00-00-00000	Medical Imaging	080	0	May 2016 E-Board	Policy Packages
026-00-00-00000	Medical Imaging	090	0	Analyst Adjustments	Policy Packages
026-00-00-00000	Medical Imaging	091	0	Statewide Adjustment DAS Chgs	Policy Packages
026-00-00-00000	Medical Imaging	092	0	Statewide AG Adjustment	Policy Packages
026-00-00-00000	Medical Imaging	126	0	Bone Densitometry Certification	Policy Packages
028-00-00-00000	Speech-Language Path. and Audio.	010	0	Non-PICS Psnl Svc / Vacancy Factor	Essential Packages
028-00-00-00000	Speech-Language Path. and Audio.	021	0	Phase - In	Essential Packages
028-00-00-00000	Speech-Language Path. and Audio.	022	0	Phase-out Pgm & One-time Costs	Essential Packages
028-00-00-00000	Speech-Language Path. and Audio.	031	0	Standard Inflation	Essential Packages
028-00-00-00000	Speech-Language Path. and Audio.	060	0	Technical Adjustments	Essential Packages

Health Related Licensing Boards

**Policy Package List by Priority
2017-19 Biennium**

**Agency Number: 83300
BAM Analyst: Medina, Anthony
Budget Coordinator: Wong, Kelvin - (971)673-1508**

Priority	Policy Pkg Number	Policy Pkg Description	Summary Cross Reference Number	Cross Reference Description
0	080	May 2016 E-Board	017-00-00-00000	Mortuary Board
			018-00-00-00000	Naturopathic Medicine
			020-00-00-00000	Occupational Therapists
			026-00-00-00000	Medical Imaging
			028-00-00-00000	Speech-Language Path. and Audio.
	090	Analyst Adjustments	029-00-00-00000	Veterinary Medical Examiners
			017-00-00-00000	Mortuary Board
			018-00-00-00000	Naturopathic Medicine
			020-00-00-00000	Occupational Therapists
			026-00-00-00000	Medical Imaging
	091	Statewide Adjustment DAS Chgs	028-00-00-00000	Speech-Language Path. and Audio.
			029-00-00-00000	Veterinary Medical Examiners
			017-00-00-00000	Mortuary Board
			018-00-00-00000	Naturopathic Medicine
			020-00-00-00000	Occupational Therapists
092	Statewide AG Adjustment	026-00-00-00000	Medical Imaging	
		028-00-00-00000	Speech-Language Path. and Audio.	
		029-00-00-00000	Veterinary Medical Examiners	
		017-00-00-00000	Mortuary Board	
		018-00-00-00000	Naturopathic Medicine	
			020-00-00-00000	Occupational Therapists
			026-00-00-00000	Medical Imaging
			028-00-00-00000	Speech-Language Path. and Audio.

Health Related Licensing Boards

**Policy Package List by Priority
2017-19 Biennium**

Agency Number: 83300

BAM Analyst: Medina, Anthony

Budget Coordinator: Wong, Kelvin - (971)673-1508

Priority	Policy Pkg Number	Policy Pkg Description	Summary Cross Reference Number	Cross Reference Description
0	092	Statewide AG Adjustment	029-00-00-00000	Veterinary Medical Examiners
	110	Improving Customer Service	018-00-00-00000	Naturopathic Medicine
	126	Bone Densitometry Certification	026-00-00-00000	Medical Imaging
	130	Increase Attorney General Legal Fee	020-00-00-00000	Occupational Therapists

Health Related Licensing Boards

Agency Number: 83300

Budget Support - Detail Revenues and Expenditures

Cross Reference Number: 83300-026-00-00-00000

2017-19 Biennium

Medical Imaging

<i>Description</i>	<i>2013-15 Actuals</i>	<i>2015-17 Leg Adopted Budget</i>	<i>2015-17 Leg Approved Budget</i>	<i>2017-19 Agency Request Budget</i>	<i>2017-19 Governor's Budget</i>	<i>2017-19 Leg Adopted Budget</i>
BEGINNING BALANCE						
0025 Beginning Balance						
3400 Other Funds Ltd	316,773	237,660	237,660	305,243	305,243	-
0030 Beginning Balance Adjustment						
3400 Other Funds Ltd	-	47,861	47,861	-	-	-
BEGINNING BALANCE						
3400 Other Funds Ltd	316,773	285,521	285,521	305,243	305,243	-
TOTAL BEGINNING BALANCE	\$316,773	\$285,521	\$285,521	\$305,243	\$305,243	-
REVENUE CATEGORIES						
LICENSES AND FEES						
0205 Business Lic and Fees						
3400 Other Funds Ltd	723,879	763,783	763,783	772,621	772,621	-
0210 Non-business Lic. and Fees						
3400 Other Funds Ltd	-	57,200	57,200	52,772	52,772	-
LICENSES AND FEES						
3400 Other Funds Ltd	723,879	820,983	820,983	825,393	825,393	-
TOTAL LICENSES AND FEES	\$723,879	\$820,983	\$820,983	\$825,393	\$825,393	-
CHARGES FOR SERVICES						
0410 Charges for Services						
3400 Other Funds Ltd	650	130	130	131	131	-
FINES, RENTS AND ROYALTIES						
0505 Fines and Forfeitures						
3400 Other Funds Ltd	11,575	13,979	13,979	14,119	14,119	-

54

Health Related Licensing Boards

Agency Number: 83300

Budget Support - Detail Revenues and Expenditures

Cross Reference Number: 83300-026-00-00-00000

2017-19 Biennium

Medical Imaging

<i>Description</i>	<i>2013-15 Actuals</i>	<i>2015-17 Leg Adopted Budget</i>	<i>2015-17 Leg Approved Budget</i>	<i>2017-19 Agency Request Budget</i>	<i>2017-19 Governor's Budget</i>	<i>2017-19 Leg Adopted Budget</i>
INTEREST EARNINGS						
0605 Interest Income						
3400 Other Funds Ltd	3,499	3,669	3,669	3,706	3,706	-
OTHER						
0975 Other Revenues						
3400 Other Funds Ltd	14,352	-	-	-	-	-
REVENUE CATEGORIES						
3400 Other Funds Ltd	753,955	838,761	838,761	843,349	843,349	-
TOTAL REVENUE CATEGORIES	\$753,955	\$838,761	\$838,761	\$843,349	\$843,349	-
TRANSFERS OUT						
2010 Transfer Out - Intrafund						
3400 Other Funds Ltd	-	-	-	-	(31,132)	-
2443 Tsfr To Oregon Health Authority						
3400 Other Funds Ltd	-	-	-	-	(25,100)	-
TRANSFERS OUT						
3400 Other Funds Ltd	-	-	-	-	(56,232)	-
TOTAL TRANSFERS OUT	-	-	-	-	(\$56,232)	-
AVAILABLE REVENUES						
3400 Other Funds Ltd	1,070,728	1,124,282	1,124,282	1,148,592	1,092,360	-
TOTAL AVAILABLE REVENUES	\$1,070,728	\$1,124,282	\$1,124,282	\$1,148,592	\$1,092,360	-
EXPENDITURES						
PERSONAL SERVICES						
SALARIES & WAGES						

55

Health Related Licensing Boards

Agency Number: 83300

Budget Support - Detail Revenues and Expenditures

Cross Reference Number: 83300-026-00-00-00000

2017-19 Biennium

Medical Imaging

<i>Description</i>	<i>2013-15 Actuals</i>	<i>2015-17 Leg Adopted Budget</i>	<i>2015-17 Leg Approved Budget</i>	<i>2017-19 Agency Request Budget</i>	<i>2017-19 Governor's Budget</i>	<i>2017-19 Leg Adopted Budget</i>
3110 Class/Unclass Sal. and Per Diem						
3400 Other Funds Ltd	311,117	325,626	337,449	358,842	358,842	-
OTHER PAYROLL EXPENSES						
3210 Empl. Rel. Bd. Assessments						
3400 Other Funds Ltd	79	132	132	114	114	-
3220 Public Employees' Retire Cont						
3400 Other Funds Ltd	43,598	50,205	52,073	56,207	56,207	-
3221 Pension Obligation Bond						
3400 Other Funds Ltd	20,574	20,153	19,160	20,826	20,826	-
3230 Social Security Taxes						
3400 Other Funds Ltd	23,152	24,909	25,813	27,449	27,449	-
3250 Worker's Comp. Assess. (WCD)						
3400 Other Funds Ltd	193	207	207	207	207	-
3260 Mass Transit Tax						
3400 Other Funds Ltd	1,854	1,954	1,954	2,153	2,153	-
3270 Flexible Benefits						
3400 Other Funds Ltd	103,225	91,584	94,536	100,008	100,008	-
OTHER PAYROLL EXPENSES						
3400 Other Funds Ltd	192,675	189,144	193,875	206,964	206,964	-
TOTAL OTHER PAYROLL EXPENSES	\$192,675	\$189,144	\$193,875	\$206,964	\$206,964	-
PERSONAL SERVICES						
3400 Other Funds Ltd	503,792	514,770	531,324	565,806	565,806	-
TOTAL PERSONAL SERVICES	\$503,792	\$514,770	\$531,324	\$565,806	\$565,806	-

Health Related Licensing Boards

Agency Number: 83300

Budget Support - Detail Revenues and Expenditures

Cross Reference Number: 83300-026-00-00-00000

2017-19 Biennium

Medical Imaging

<i>Description</i>	<i>2013-15 Actuals</i>	<i>2015-17 Leg Adopted Budget</i>	<i>2015-17 Leg Approved Budget</i>	<i>2017-19 Agency Request Budget</i>	<i>2017-19 Governor's Budget</i>	<i>2017-19 Leg Adopted Budget</i>
SERVICES & SUPPLIES						
4100 Instate Travel						
3400 Other Funds Ltd	14,229	27,363	27,363	28,375	28,375	-
4125 Out of State Travel						
3400 Other Funds Ltd	-	2,079	2,079	2,156	2,156	-
4150 Employee Training						
3400 Other Funds Ltd	761	2,849	2,849	2,954	2,954	-
4175 Office Expenses						
3400 Other Funds Ltd	11,674	31,510	31,510	32,676	32,676	-
4200 Telecommunications						
3400 Other Funds Ltd	2,935	7,543	7,543	7,822	5,729	-
4225 State Gov. Service Charges						
3400 Other Funds Ltd	50,079	14,227	14,227	20,790	19,344	-
4250 Data Processing						
3400 Other Funds Ltd	1,068	1,307	1,307	1,355	1,355	-
4275 Publicity and Publications						
3400 Other Funds Ltd	1,539	3,009	3,009	3,120	3,120	-
4300 Professional Services						
3400 Other Funds Ltd	50,927	51,858	51,858	53,984	22,852	-
4315 IT Professional Services						
3400 Other Funds Ltd	6,581	16,375	16,375	17,046	17,046	-
4325 Attorney General						
3400 Other Funds Ltd	30,034	29,978	29,978	33,917	31,689	-

Health Related Licensing Boards

Agency Number: 83300

Budget Support - Detail Revenues and Expenditures

Cross Reference Number: 83300-026-00-00-00000

2017-19 Biennium

Medical Imaging

<i>Description</i>	<i>2013-15 Actuals</i>	<i>2015-17 Leg Adopted Budget</i>	<i>2015-17 Leg Approved Budget</i>	<i>2017-19 Agency Request Budget</i>	<i>2017-19 Governor's Budget</i>	<i>2017-19 Leg Adopted Budget</i>
4375 Employee Recruitment and Develop						
3400 Other Funds Ltd	-	216	216	224	224	-
4400 Dues and Subscriptions						
3400 Other Funds Ltd	-	1,405	1,405	1,457	1,457	-
4425 Facilities Rental and Taxes						
3400 Other Funds Ltd	34,558	42,322	42,322	45,242	42,706	-
4575 Agency Program Related S and S						
3400 Other Funds Ltd	39,960	110,622	110,622	114,715	114,715	-
4650 Other Services and Supplies						
3400 Other Funds Ltd	5,010	54,286	54,286	56,295	18,420	-
4700 Expendable Prop 250 - 5000						
3400 Other Funds Ltd	6,866	5,995	5,995	6,217	6,217	-
4715 IT Expendable Property						
3400 Other Funds Ltd	5,163	8,991	8,991	9,324	9,324	-
SERVICES & SUPPLIES						
3400 Other Funds Ltd	261,384	411,935	411,935	437,669	360,359	-
TOTAL SERVICES & SUPPLIES	\$261,384	\$411,935	\$411,935	\$437,669	\$360,359	-
EXPENDITURES						
3400 Other Funds Ltd	765,176	926,705	943,259	1,003,475	926,165	-
TOTAL EXPENDITURES	\$765,176	\$926,705	\$943,259	\$1,003,475	\$926,165	-
ENDING BALANCE						
3400 Other Funds Ltd	305,552	197,577	181,023	145,117	166,195	-
TOTAL ENDING BALANCE	\$305,552	\$197,577	\$181,023	\$145,117	\$166,195	-

58

Health Related Licensing Boards

Agency Number: 83300

Budget Support - Detail Revenues and Expenditures

Cross Reference Number: 83300-026-00-00-00000

2017-19 Biennium

Medical Imaging

<i>Description</i>	<i>2013-15 Actuals</i>	<i>2015-17 Leg Adopted Budget</i>	<i>2015-17 Leg Approved Budget</i>	<i>2017-19 Agency Request Budget</i>	<i>2017-19 Governor's Budget</i>	<i>2017-19 Leg Adopted Budget</i>
AUTHORIZED POSITIONS						
8150 Class/Unclass Positions	3	3	3	3	3	-
TOTAL AUTHORIZED POSITIONS	3	3	3	3	3	-
AUTHORIZED FTE						
8250 Class/Unclass FTE Positions	3.00	3.00	3.00	3.00	3.00	-
TOTAL AUTHORIZED FTE	3.00	3.00	3.00	3.00	3.00	-

Health Related Licensing Boards

Agency Number: 83300

Version / Column Comparison Report - Detail

Cross Reference Number:83300-026-00-00-00000

2017-19 Biennium

Medical Imaging

Description	Agency Request Budget (V-01) 2017-19 Base Budget	Governor's Budget (Y-01) 2017-19 Base Budget	Column 2 minus Column 1	% Change from Column 1 to Column 2
	Column 1	Column 2		
BEGINNING BALANCE				
0025 Beginning Balance				
3400 Other Funds Ltd	305,243	305,243	0	-
REVENUE CATEGORIES				
LICENSES AND FEES				
0205 Business Lic and Fees				
3400 Other Funds Ltd	771,421	771,421	0	-
0210 Non-business Lic. and Fees				
3400 Other Funds Ltd	52,772	52,772	0	-
TOTAL LICENSES AND FEES				
3400 Other Funds Ltd	824,193	824,193	0	-
CHARGES FOR SERVICES				
0410 Charges for Services				
3400 Other Funds Ltd	131	131	0	-
FINES, RENTS AND ROYALTIES				
0505 Fines and Forfeitures				
3400 Other Funds Ltd	14,119	14,119	0	-
INTEREST EARNINGS				
0605 Interest Income				
3400 Other Funds Ltd	3,706	3,706	0	-
TOTAL REVENUES				
3400 Other Funds Ltd	842,149	842,149	0	-
AVAILABLE REVENUES				
3400 Other Funds Ltd	1,147,392	1,147,392	0	-

Health Related Licensing Boards

Agency Number: 83300

Version / Column Comparison Report - Detail

Cross Reference Number:83300-026-00-00-00000

2017-19 Biennium

Medical Imaging

Description	Agency Request Budget (V-01) 2017-19 Base Budget	Governor's Budget (Y-01) 2017-19 Base Budget	Column 2 minus Column 1	% Change from Column 1 to Column 2
	Column 1	Column 2		

EXPENDITURES

PERSONAL SERVICES

SALARIES & WAGES

3110 Class/Unclass Sal. and Per Diem

3400 Other Funds Ltd

358,842

358,842

0

-

OTHER PAYROLL EXPENSES

3210 Empl. Rel. Bd. Assessments

3400 Other Funds Ltd

114

114

0

-

3220 Public Employees' Retire Cont

3400 Other Funds Ltd

56,207

56,207

0

-

3221 Pension Obligation Bond

3400 Other Funds Ltd

19,160

19,160

0

-

3230 Social Security Taxes

3400 Other Funds Ltd

27,449

27,449

0

-

3250 Worker's Comp. Assess. (WCD)

3400 Other Funds Ltd

207

207

0

-

3260 Mass Transit Tax

3400 Other Funds Ltd

1,954

1,954

0

-

3270 Flexible Benefits

3400 Other Funds Ltd

100,008

100,008

0

-

TOTAL OTHER PAYROLL EXPENSES

3400 Other Funds Ltd

205,099

205,099

0

-

TOTAL PERSONAL SERVICES

3400 Other Funds Ltd

563,941

563,941

0

-

Health Related Licensing Boards

Agency Number: 83300

Version / Column Comparison Report - Detail

Cross Reference Number:83300-026-00-00-00000

2017-19 Biennium

Medical Imaging

Description	Agency Request Budget (V-01) 2017-19 Base Budget	Governor's Budget (Y-01) 2017-19 Base Budget	Column 2 minus Column 1	% Change from Column 1 to Column 2
	Column 1	Column 2		
SERVICES & SUPPLIES				
4100 Instate Travel				
3400 Other Funds Ltd	27,363	27,363	0	-
4125 Out of State Travel				
3400 Other Funds Ltd	2,079	2,079	0	-
4150 Employee Training				
3400 Other Funds Ltd	2,849	2,849	0	-
4175 Office Expenses				
3400 Other Funds Ltd	31,510	31,510	0	-
4200 Telecommunications				
3400 Other Funds Ltd	7,543	7,543	0	-
4225 State Gov. Service Charges				
3400 Other Funds Ltd	14,227	14,227	0	-
4250 Data Processing				
3400 Other Funds Ltd	1,307	1,307	0	-
4275 Publicity and Publications				
3400 Other Funds Ltd	3,009	3,009	0	-
4300 Professional Services				
3400 Other Funds Ltd	51,858	51,858	0	-
4315 IT Professional Services				
3400 Other Funds Ltd	16,375	16,375	0	-
4325 Attorney General				
3400 Other Funds Ltd	29,978	29,978	0	-
4375 Employee Recruitment and Develop				

Health Related Licensing Boards

Agency Number: 83300

Version / Column Comparison Report - Detail

Cross Reference Number:83300-026-00-00-00000

2017-19 Biennium

Medical Imaging

Description	Agency Request Budget (V-01) 2017-19 Base Budget	Governor's Budget (Y-01) 2017-19 Base Budget	Column 2 minus Column 1	% Change from Column 1 to Column 2
	Column 1	Column 2		
3400 Other Funds Ltd	216	216	0	-
4400 Dues and Subscriptions				
3400 Other Funds Ltd	1,405	1,405	0	-
4425 Facilities Rental and Taxes				
3400 Other Funds Ltd	42,322	42,322	0	-
4575 Agency Program Related S and S				
3400 Other Funds Ltd	110,622	110,622	0	-
4650 Other Services and Supplies				
3400 Other Funds Ltd	54,286	54,286	0	-
4700 Expendable Prop 250 - 5000				
3400 Other Funds Ltd	5,995	5,995	0	-
4715 IT Expendable Property				
3400 Other Funds Ltd	8,991	8,991	0	-
TOTAL SERVICES & SUPPLIES				
3400 Other Funds Ltd	411,935	411,935	0	-
TOTAL EXPENDITURES				
3400 Other Funds Ltd	975,876	975,876	0	-
ENDING BALANCE				
3400 Other Funds Ltd	171,516	171,516	0	-
AUTHORIZED POSITIONS				
8150 Class/Unclass Positions	3	3	0	-
AUTHORIZED FTE				
8250 Class/Unclass FTE Positions	3.00	3.00	0	-

Health Related Licensing Boards

Agency Number: 83300

Package Comparison Report - Detail
 2017-19 Biennium
 Medical Imaging

Cross Reference Number: 83300-026-00-00-00000
 Package: Non-PICS Psnl Svc / Vacancy Factor
 Pkg Group: ESS Pkg Type: 010 Pkg Number: 010

Description	Agency Request Budget (V-01)	Governor's Budget (Y-01)	Column 2 Minus Column 1	% Change from Column 1 to Column 2
	Column 1	Column 2		

EXPENDITURES

PERSONAL SERVICES

OTHER PAYROLL EXPENSES

3221 Pension Obligation Bond

3400 Other Funds Ltd	1,666	1,666	0	0.00%
----------------------	-------	-------	---	-------

3260 Mass Transit Tax

3400 Other Funds Ltd	199	199	0	0.00%
----------------------	-----	-----	---	-------

OTHER PAYROLL EXPENSES

3400 Other Funds Ltd	1,865	1,865	0	0.00%
----------------------	-------	-------	---	-------

TOTAL OTHER PAYROLL EXPENSES	\$1,865	\$1,865	\$0	0.00%
-------------------------------------	----------------	----------------	------------	--------------

EXPENDITURES

3400 Other Funds Ltd	1,865	1,865	0	0.00%
----------------------	-------	-------	---	-------

TOTAL EXPENDITURES	\$1,865	\$1,865	\$0	0.00%
---------------------------	----------------	----------------	------------	--------------

ENDING BALANCE

3400 Other Funds Ltd	(1,865)	(1,865)	0	0.00%
----------------------	---------	---------	---	-------

TOTAL ENDING BALANCE	(\$1,865)	(\$1,865)	\$0	0.00%
-----------------------------	------------------	------------------	------------	--------------

Health Related Licensing Boards

Agency Number: 83300

Package Comparison Report - Detail
 2017-19 Biennium
 Medical Imaging

Cross Reference Number: 83300-026-00-00-00000

Package: Standard Inflation

Pkg Group: ESS Pkg Type: 030 Pkg Number: 031

Description	Agency Request Budget (V-01)	Governor's Budget (Y-01)	Column 2 Minus Column 1	% Change from Column 1 to Column 2
	Column 1	Column 2		

EXPENDITURES

SERVICES & SUPPLIES

4100 Instate Travel

3400 Other Funds Ltd 1,012 1,012 0 0.00%

4125 Out of State Travel

3400 Other Funds Ltd 77 77 0 0.00%

4150 Employee Training

3400 Other Funds Ltd 105 105 0 0.00%

4175 Office Expenses

3400 Other Funds Ltd 1,166 1,166 0 0.00%

4200 Telecommunications

3400 Other Funds Ltd 279 279 0 0.00%

4225 State Gov. Service Charges

3400 Other Funds Ltd 6,563 6,563 0 0.00%

4250 Data Processing

3400 Other Funds Ltd 48 48 0 0.00%

4275 Publicity and Publications

3400 Other Funds Ltd 111 111 0 0.00%

4300 Professional Services

Health Related Licensing Boards

Agency Number: 83300

**Package Comparison Report - Detail
2017-19 Biennium
Medical Imaging**

Cross Reference Number: 83300-026-00-00-00000

Package: Standard Inflation

Pkg Group: ESS Pkg Type: 030 Pkg Number: 031

Description	Agency Request Budget (V-01)	Governor's Budget (Y-01)	Column 2 Minus Column 1	% Change from Column 1 to Column 2
	Column 1	Column 2		
3400 Other Funds Ltd	2,126	2,126	0	0.00%
4315 IT Professional Services				
3400 Other Funds Ltd	671	671	0	0.00%
4325 Attorney General				
3400 Other Funds Ltd	3,939	3,939	0	0.00%
4375 Employee Recruitment and Develop				
3400 Other Funds Ltd	8	8	0	0.00%
4400 Dues and Subscriptions				
3400 Other Funds Ltd	52	52	0	0.00%
4425 Facilities Rental and Taxes				
3400 Other Funds Ltd	2,920	2,920	0	0.00%
4575 Agency Program Related S and S				
3400 Other Funds Ltd	4,093	4,093	0	0.00%
4650 Other Services and Supplies				
3400 Other Funds Ltd	2,009	2,009	0	0.00%
4700 Expendable Prop 250 - 5000				
3400 Other Funds Ltd	222	222	0	0.00%
4715 IT Expendable Property				
3400 Other Funds Ltd	333	333	0	0.00%

Health Related Licensing Boards

Agency Number: 83300

Package Comparison Report - Detail
 2017-19 Biennium
 Medical Imaging

Cross Reference Number: 83300-026-00-00-00000
 Package: Standard Inflation
 Pkg Group: ESS Pkg Type: 030 Pkg Number: 031

Description	Agency Request Budget (V-01)	Governor's Budget (Y-01)	Column 2 Minus Column 1	% Change from Column 1 to Column 2
	Column 1	Column 2		
SERVICES & SUPPLIES				
3400 Other Funds Ltd	25,734	25,734	0	0.00%
TOTAL SERVICES & SUPPLIES	\$25,734	\$25,734	\$0	0.00%
EXPENDITURES				
3400 Other Funds Ltd	25,734	25,734	0	0.00%
TOTAL EXPENDITURES	\$25,734	\$25,734	\$0	0.00%
ENDING BALANCE				
3400 Other Funds Ltd	(25,734)	(25,734)	0	0.00%
TOTAL ENDING BALANCE	(\$25,734)	(\$25,734)	\$0	0.00%

Health Related Licensing Boards

Agency Number: 83300

Package Comparison Report - Detail
 2017-19 Biennium
 Medical Imaging

Cross Reference Number: 83300-026-00-00-00000
 Package: Technical Adjustments
 Pkg Group: ESS Pkg Type: 060 Pkg Number: 060

Description	Agency Request Budget (V-01)	Governor's Budget (Y-01)	Column 2 Minus Column 1	% Change from Column 1 to Column 2
	Column 1	Column 2		
2000				
2010 Transfer Out - Intrafund				
3400 Other Funds Ltd	-	(31,132)	(31,132)	100.00%
2000				
3400 Other Funds Ltd	-	(31,132)	(31,132)	100.00%
TOTAL 2000	-	(\$31,132)	(\$31,132)	100.00%
AVAILABLE REVENUES				
3400 Other Funds Ltd	-	(31,132)	(31,132)	100.00%
TOTAL AVAILABLE REVENUES	-	(\$31,132)	(\$31,132)	100.00%
EXPENDITURES				
SERVICES & SUPPLIES				
4300 Professional Services				
3400 Other Funds Ltd	-	(31,132)	(31,132)	100.00%
SERVICES & SUPPLIES				
3400 Other Funds Ltd	-	(31,132)	(31,132)	100.00%
TOTAL SERVICES & SUPPLIES	-	(\$31,132)	(\$31,132)	100.00%
EXPENDITURES				
3400 Other Funds Ltd	-	(31,132)	(31,132)	100.00%
TOTAL EXPENDITURES	-	(\$31,132)	(\$31,132)	100.00%

Health Related Licensing Boards

Agency Number: 83300

Package Comparison Report - Detail
 2017-19 Biennium
 Medical Imaging

Cross Reference Number: 83300-026-00-00-00000
 Package: Technical Adjustments
 Pkg Group: ESS Pkg Type: 060 Pkg Number: 060

Description	Agency Request Budget (V-01)	Governor's Budget (Y-01)	Column 2 Minus Column 1	% Change from Column 1 to Column 2
	Column 1	Column 2		
ENDING BALANCE				
3400 Other Funds Ltd	-	-	0	0.00%
TOTAL ENDING BALANCE	-	-	\$0	0.00%

Health Related Licensing Boards

Agency Number: 83300

**Package Comparison Report - Detail
2017-19 Biennium
Medical Imaging**

**Cross Reference Number: 83300-026-00-00-00000
Package: Analyst Adjustments
Pkg Group: POL Pkg Type: 090 Pkg Number: 090**

Description	Agency Request Budget (V-01)	Governor's Budget (Y-01)	Column 2 Minus Column 1	% Change from Column 1 to Column 2
	Column 1	Column 2		
2000				
2443 Tsfr To Oregon Health Authority				
3400 Other Funds Ltd	-	(25,100)	(25,100)	100.00%
2000				
3400 Other Funds Ltd	-	(25,100)	(25,100)	100.00%
TOTAL 2000	-	(\$25,100)	(\$25,100)	100.00%
AVAILABLE REVENUES				
3400 Other Funds Ltd	-	(25,100)	(25,100)	100.00%
TOTAL AVAILABLE REVENUES	-	(\$25,100)	(\$25,100)	100.00%
EXPENDITURES				
SERVICES & SUPPLIES				
4650 Other Services and Supplies				
3400 Other Funds Ltd	-	(35,811)	(35,811)	100.00%
SERVICES & SUPPLIES				
3400 Other Funds Ltd	-	(35,811)	(35,811)	100.00%
TOTAL SERVICES & SUPPLIES	-	(\$35,811)	(\$35,811)	100.00%
EXPENDITURES				
3400 Other Funds Ltd	-	(35,811)	(35,811)	100.00%
TOTAL EXPENDITURES	-	(\$35,811)	(\$35,811)	100.00%

Health Related Licensing Boards

Agency Number: 83300

Package Comparison Report - Detail
 2017-19 Biennium
 Medical Imaging

Cross Reference Number: 83300-026-00-00-00000

Package: Analyst Adjustments

Pkg Group: POL Pkg Type: 090 Pkg Number: 090

Description	Agency Request Budget (V-01)	Governor's Budget (Y-01)	Column 2 Minus Column 1	% Change from Column 1 to Column 2
	Column 1	Column 2		
ENDING BALANCE				
3400 Other Funds Ltd	-	10,711	10,711	100.00%
TOTAL ENDING BALANCE	-	\$10,711	\$10,711	100.00%

Health Related Licensing Boards

Agency Number: 83300

Package Comparison Report - Detail
 2017-19 Biennium
 Medical Imaging

Cross Reference Number: 83300-026-00-00-00000
 Package: Statewide Adjustment DAS Chgs
 Pkg Group: POL Pkg Type: 090 Pkg Number: 091

Description	Agency Request Budget (V-01)	Governor's Budget (Y-01)	Column 2 Minus Column 1	% Change from Column 1 to Column 2
	Column 1	Column 2		

EXPENDITURES

SERVICES & SUPPLIES

4200 Telecommunications

3400 Other Funds Ltd - (2,093) (2,093) 100.00%

4225 State Gov. Service Charges

3400 Other Funds Ltd - (1,446) (1,446) 100.00%

4425 Facilities Rental and Taxes

3400 Other Funds Ltd - (2,536) (2,536) 100.00%

4650 Other Services and Supplies

3400 Other Funds Ltd - (2,064) (2,064) 100.00%

SERVICES & SUPPLIES

3400 Other Funds Ltd - (8,139) (8,139) 100.00%

TOTAL SERVICES & SUPPLIES

- **(\$8,139)** **(\$8,139)** **100.00%**

EXPENDITURES

3400 Other Funds Ltd - (8,139) (8,139) 100.00%

TOTAL EXPENDITURES

- **(\$8,139)** **(\$8,139)** **100.00%**

ENDING BALANCE

3400 Other Funds Ltd - 8,139 8,139 100.00%

TOTAL ENDING BALANCE

- **\$8,139** **\$8,139** **100.00%**

Health Related Licensing Boards

Agency Number: 83300

Package Comparison Report - Detail
 2017-19 Biennium
 Medical Imaging

Cross Reference Number: 83300-026-00-00-00000
 Package: Statewide AG Adjustment
 Pkg Group: POL Pkg Type: 090 Pkg Number: 092

Description	Agency Request Budget (V-01)	Governor's Budget (Y-01)	Column 2 Minus Column 1	% Change from Column 1 to Column 2
	Column 1	Column 2		
EXPENDITURES				
SERVICES & SUPPLIES				
4325 Attorney General				
3400 Other Funds Ltd	-	(2,228)	(2,228)	100.00%
SERVICES & SUPPLIES				
3400 Other Funds Ltd	-	(2,228)	(2,228)	100.00%
TOTAL SERVICES & SUPPLIES	-	(\$2,228)	(\$2,228)	100.00%
EXPENDITURES				
3400 Other Funds Ltd	-	(2,228)	(2,228)	100.00%
TOTAL EXPENDITURES	-	(\$2,228)	(\$2,228)	100.00%
ENDING BALANCE				
3400 Other Funds Ltd	-	2,228	2,228	100.00%
TOTAL ENDING BALANCE	-	\$2,228	\$2,228	100.00%

Health Related Licensing Boards

Agency Number: 83300

Package Comparison Report - Detail
 2017-19 Biennium
 Medical Imaging

Cross Reference Number: 83300-026-00-00-00000
 Package: Bone Densitometry Certification
 Pkg Group: POL Pkg Type: POL Pkg Number: 126

Description	Agency Request Budget (V-01)	Governor's Budget (Y-01)	Column 2 Minus Column 1	% Change from Column 1 to Column 2
	Column 1	Column 2		

REVENUE CATEGORIES

LICENSES AND FEES

0205 Business Lic and Fees

3400 Other Funds Ltd	1,200	1,200	0	0.00%
----------------------	-------	-------	---	-------

AVAILABLE REVENUES

3400 Other Funds Ltd	1,200	1,200	0	0.00%
----------------------	-------	-------	---	-------

TOTAL AVAILABLE REVENUES	\$1,200	\$1,200	\$0	0.00%
---------------------------------	----------------	----------------	------------	--------------

ENDING BALANCE

3400 Other Funds Ltd	1,200	1,200	0	0.00%
----------------------	-------	-------	---	-------

TOTAL ENDING BALANCE	\$1,200	\$1,200	\$0	0.00%
-----------------------------	----------------	----------------	------------	--------------

01/20/17 REPORT NO.: PPDPLBUDCL
 REPORT: SUMMARY LIST BY PKG BY SUMMARY XREF
 AGENCY:83300 HEALTH RELATED LICENSING BRDS
 SUMMARY XREF:026-00-00 000 Medical Imaging

DEPT. OF ADMIN. SVCS. -- PPDB PICS SYSTEM

PAGE 5
 2017-19
 PROD FILE
 PICS SYSTEM: BUDGET PREPARATION

PKG	CLASS	COMP	DESCRIPTION	POS CNT	FTE	MOS	AVERAGE RATE	GF SAL	OF SAL	FF SAL	LF SAL	AF SAL
000	B	Y7500	AE BOARD AND COMMISSION MEMBER		.00	.00	0.00		7,674			7,674
000	MEAHZ7004	HA	PRINCIPAL EXECUTIVE/MANAGER C	1	1.00	24.00	7,110.00		170,640			170,640
000	OAS C0104	AP	OFFICE SPECIALIST 2	1	1.00	24.00	3,500.00		84,000			84,000
000	OAS C0107	AP	ADMINISTRATIVE SPECIALIST 1	1	1.00	24.00	4,022.00		96,528			96,528
000				3	3.00	72.00	975.46		358,842			358,842
				3	3.00	72.00	975.46		358,842			358,842

01/20/17 REPORT NO.: PPDPLAGYCL
 REPORT: SUMMARY LIST BY PKG BY AGENCY
 AGENCY:83300 HEALTH RELATED LICENSING BRDS

DEPT. OF ADMIN. SVCS. -- PPDB PICS SYSTEM

PAGE 1
 2017-19
 PROD FILE
 PICS SYSTEM: BUDGET PREPARATION

PKG	CLASS	COMP	DESCRIPTION	POS CNT	FTE	MOS	AVERAGE RATE	GF SAL	OF SAL	FF SAL	LF SAL	AF SAL
000	B	Y7500	AE BOARD AND COMMISSION MEMBER		.00	.00	0.00		36,714			36,714
000	MEAHZ7004	HA	PRINCIPAL EXECUTIVE/MANAGER C	5	5.00	120.00	7,110.00		853,200			853,200
000	MEAHZ7006	HA	PRINCIPAL EXECUTIVE/MANAGER D	1	1.00	24.00	8,223.00		197,352			197,352
000	MENNZ0104	AA	OFFICE SPECIALIST 2	1	.75	18.00	3,560.00		64,080			64,080
000	MENNZ0108	AA	ADMINISTRATIVE SPECIALIST 2	3	2.50	60.00	4,113.00		246,780			246,780
000	MMN X5248	AA	COMPLIANCE SPECIALIST 3	1	1.00	24.00	6,352.00		152,448			152,448
000	MMS X0119	AA	EXECUTIVE SUPPORT SPECIALIST 2	1	1.00	24.00	4,320.00		103,680			103,680
000	OAS C0104	AP	OFFICE SPECIALIST 2	1	1.00	24.00	3,500.00		84,000			84,000
000	OAS C0107	AP	ADMINISTRATIVE SPECIALIST 1	2	2.00	48.00	3,481.00		167,088			167,088
000	OAS C1216	AP	ACCOUNTANT 2	1	1.00	24.00	4,217.00		101,208			101,208
110	OAS C5232	AP	INVESTIGATOR 2	2	2.00	48.00	3,880.33		195,384			195,384
000	OAS C5246	AP	COMPLIANCE SPECIALIST 1	1	1.00	24.00	4,860.00		116,640			116,640
000	UA C5232	AA	INVESTIGATOR 2	3	2.25	54.00	3,590.00		199,116			199,116
				22	20.50	492.00	1,403.67		2,517,690			2,517,690

01/20/17 REPORT NO.: PPDPLAGYCL
 REPORT: SUMMARY LIST BY PKG BY AGENCY
 AGENCY: 83300 HEALTH RELATED LICENSING BRDS

DEPT. OF ADMIN. SVCS. -- PPDB PICS SYSTEM

2017-19
 PICS SYSTEM: BUDGET PREPARATION
 PAGE 2
 PROD FILE

PKG	CLASS	COMP	DESCRIPTION	POS CNT	FTE	MOS	AVERAGE RATE	GF SAL	OF SAL	FF SAL	LF SAL	AF SAL
				22	20.50	492.00	1,403.67		2,517,690			2,517,690