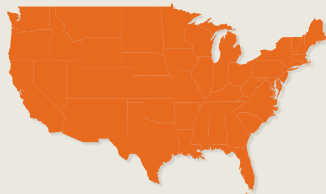




2018 OREGON PROFILE

TRANSITION-AGE YOUTH IN FOSTER CARE

The transition from adolescence to adulthood is a pivotal developmental stage as young people learn the skills needed to be healthy and productive adults. This process can be complicated for youth with foster care experience. Here's what we know about the experiences of these youth in Oregon.



171,162 or 25%

of United States' foster care population is ages 14+



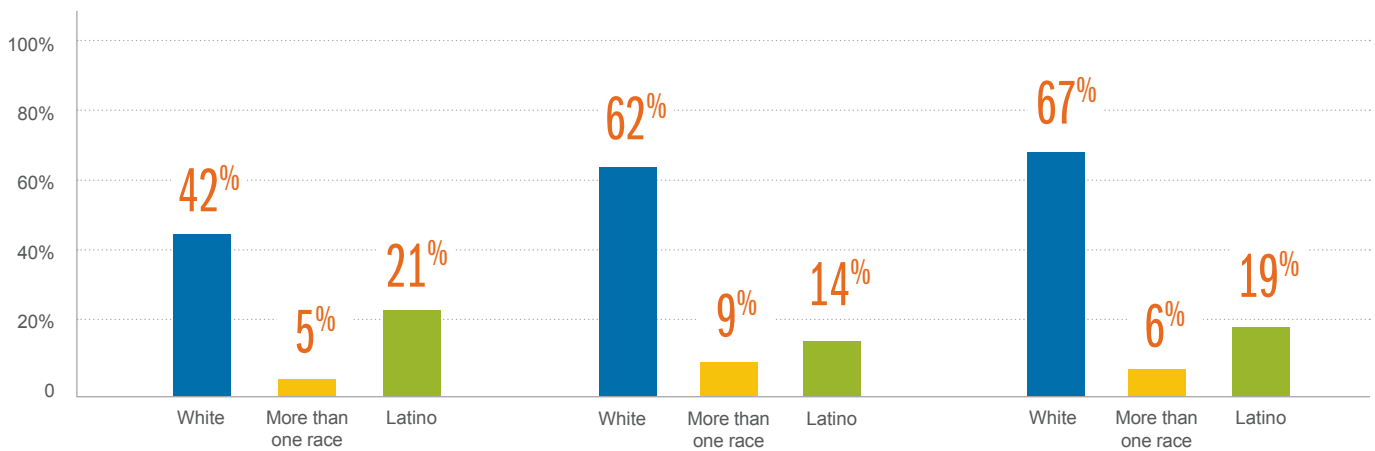
2,205 or 21%

of Oregon's foster care population is ages 14+

United States Foster Care Population

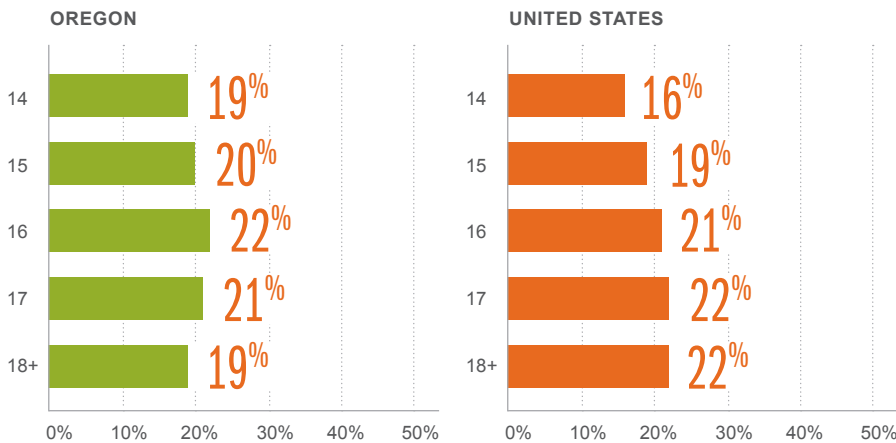
Oregon Foster Care Population

Oregon General Population

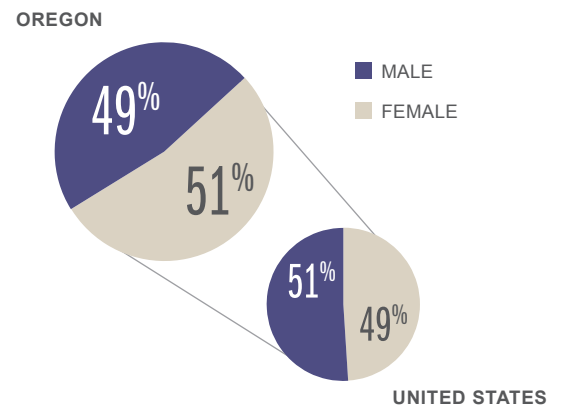


Above charts are based on the three largest racial and ethnic groups in this state for foster care. For additional data, please visit the KIDS COUNT Data Center, <http://datacenter.kidscount.org>.

Youth in Foster Care by Age



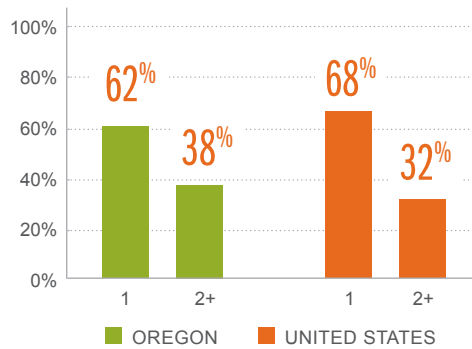
Youth in Foster Care by Sex*



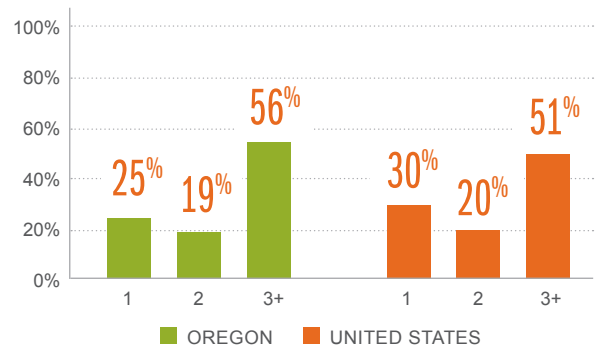
* Sex is based on gender at birth.

In addition to the trauma of abuse or neglect that resulted in being removed from their homes and placed in the foster care system, experiences while in foster care — including frequent moves — can lead to worse outcomes for youth. Looking at these indicators helps us understand how youth with foster care experience in Oregon are faring and provides insight into the changes needed to improve the lives of these young people.

Episodes in the Foster Care System



Number of Placements During Most Recent Foster Care Episode



OREGON 2+ Foster Care Episodes



OREGON 3+ Foster Care Placements



UNITED STATES 2+ Foster Care Episodes



UNITED STATES 3+ Foster Care Placements



The percentage of young people in each racial and ethnic group who have experienced multiple foster care episodes and placements.

Time in Foster Care by Exit Outcome or Type

	OREGON	UNITED STATES
PERMANENCY	24 months	13 months
EMANCIPATION	58 months	34 months
OTHER	23 months	17 months

Placement Type

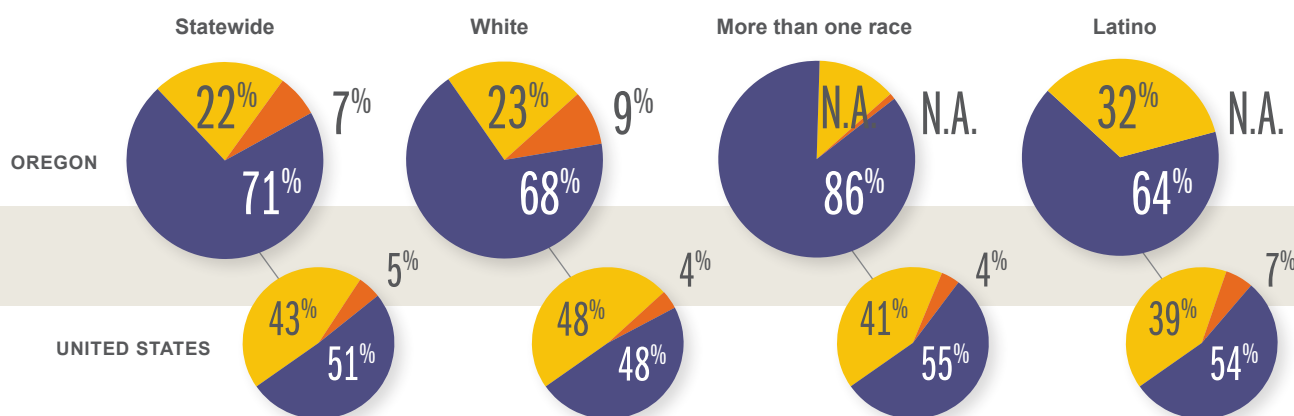
■ OREGON ■ UNITED STATES



Reasons for Leaving Foster Care

Lingering in foster care, experiencing unstable placement settings while in foster care and leaving foster care without a permanent, legal connection to family are important indicators of how youth in Oregon are faring.

■ PERMANENCE ■ EMANCIPATION/ AGE-OUT (NON-PERMANENCY) ■ OTHER



Due to rounding some charts may not equal 100%

Percentage of Youth Who Emancipated by Race – Oregon



Number of Young People in Care on Their 18th and 19th Birthdays

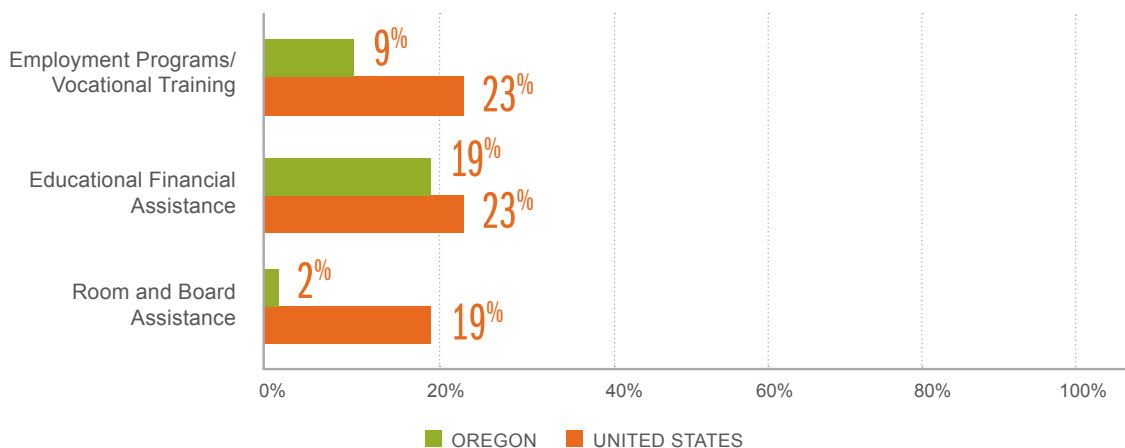
	18TH	19TH		18TH	19TH
OREGON	371	29		UNITED STATES	24,797
					6,489

Percentage Still in Care on Their 19th Birthday

	WHITE	MORE THAN ONE RACE	LATINO		WHITE	MORE THAN ONE RACE	LATINO
OREGON	5%	N.A.	N.A.		UNITED STATES	17%	24%
						37%	

Services

Transition services, such as vocational training and housing assistance, are designed to help young people with foster care experience transition to adulthood. Participation in federally funded transition services provides a window into how well young people are being equipped for employment, education and housing.



Young Adult Outcomes by Age 21

Research shows that young adults who experienced foster care have worse outcomes than their peers in the general population across a variety of spectrums — from education to employment to housing to early parenthood. Examining data on these outcomes in Oregon is important as we strive to improve the practices, programs and policies that help ensure these young people have the relationships, resources and opportunities they need for well-being and success.

