

TOTAL ANNUAL ENROLLMENT 2016-2017

(Data as of 8/16/2017)

- FTE.....4,514.27
 - Credit students (headcount).....9,606
 - Non-credit students.....6,773
 - Total16,379**
 - Attend at Riverside Campus.....6,262 (38.2%)
 - Attend at Table Rock Campus.....2,604 (15.9%)
 - Attend at Redwood Campus.....4,366 (26.7%)
 - Distance Ed/Other sites.....8,803 (53.8%)
 - Total attendance in Jackson County.....11,207 (68.4%)
 - Total attendance in Josephine County.....8,571 (52.3%)
- (1,426 or 8.7% attended at more than one campus)

GENDER

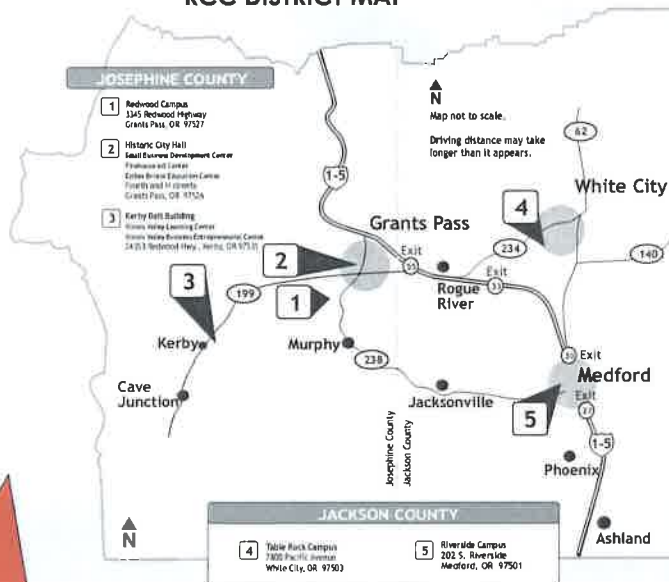
- Men7,046 (43.32%)
- Women.....9,219 (56.68%)
- Students not reporting114 (0.70%)

AGE

- Less than 193,809 (23.33%)
- 19-201,549 (9.49%)
- 21-252,328 (14.26%)
- 26-301,847 (11.31%)
- 31-351,361 (8.34%)
- 36-401,152 (7.6%)
- 41-592,866 (17.56%)
- Over 60.....1,413 (8.66%)
- Age not reported.....54 (0.33%)
- Average age (of those reporting).....32.02



RCC DISTRICT MAP



2016-17 STANDARD STUDENT BUDGETS*



* Source: OSAC August 2016. Figures for RCC, SOU and Linfield College. Based on full-time, full-year enrollment at 15 credit-hours/term and does not include insurance, loan fees, non-mandatory fees, or special program-specific fees. Actual budgets will vary depending upon program of study, course load, dependency status, and housing.

2016-17 TUITION AND FEES

TUITION Cost per credit

In-State: \$104

Out-of-State: \$127

International: \$348

FEES

Technology: \$5 per credit/\$5 per non-credit class

College Services: \$20 for 0 credits, \$60 for 1-5 credits, \$100 for 6-11 credits, \$140 for 12+ credits

Distance Learning: \$10 per class up to 4 credits

GED instruction – \$65 per term

GED testing – \$155

Non-credit classes – tuition varies

Enrollment vs. State Funding

State Support

\$14,000,000.00
\$12,000,000.00
\$10,000,000.00
\$8,000,000.00
\$6,000,000.00
\$4,000,000.00
\$2,000,000.00

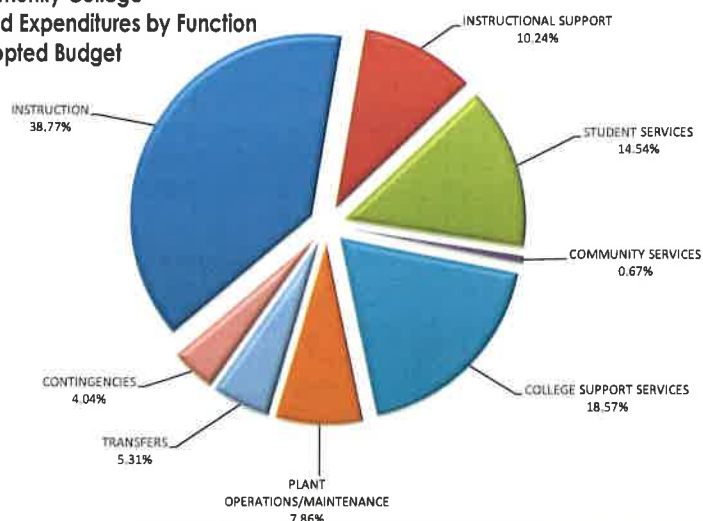
FTE

7000.00
6500.00
6000.00
5500.00
5000.00
4500.00
4000.00
3500.00
3000.00

2005/06 Actual
2006/07 Actual
2007/08 Actual
2008/09 Actual
2009/10 Actual
2010/11 Actual
2011/12 Actual
2012/13 Actual
2013/14 Actual
13/15 Actual

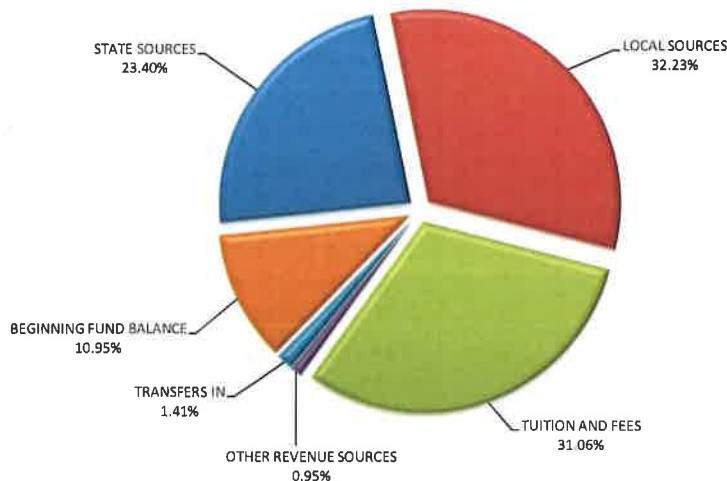
2016-17 Expenditures

Rogue Community College General Fund Expenditures by Function 2016-17 Adopted Budget



2016-17 Revenue

2016-17 Adopted Budget



About the College

Established in 1970, Rogue Community College serves residents in Jackson and Josephine counties at campuses and learning centers in Grants Pass, Medford, White City and the Illinois Valley.

A comprehensive, two-year, public community college, RCC offers six two-year degrees, 75 career and technical training programs, 17 Career Pathways certificates; and a variety of workforce and short-term training, academic skills, and continuing and community education classes; plus services to the businesses community.

One of 17 community colleges in Oregon, RCC is accredited by the Northwest Commission on Colleges and Universities. RCC also is approved by the Veterans Administration as a veterans training institution.

CAMPUSES and LEARNING CENTERS

- Redwood Campus, 3345 Redwood Hwy., Grants Pass, OR 97527 • 541-956-7500
- Riverside Campus, 117 S. Central, Medford, OR 97501 • 541-245-7500
- Table Rock Campus, 7800 Pacific Ave., White City, OR 97503 • 541-245-7500
- Illinois Valley Business Entrepreneurial Center, 24353 Redwood Hwy., Kerby, OR 97531 • 541-956-7275
- Illinois Valley Learning Center, 24311 Redwood Hwy., Kerby, OR 97531 • 541-592-2103 or 541-956-7455
- RCC/SOU Higher Education Center, 101 S. Bartlett St., Medford, OR 97501 • 541-552-8100 or 541-245-7500
- Small Business Development Center, 214 S.W. Fourth St., Grants Pass, OR 97526 • 541-956-7494
- Esther Bristol Education Center, Fourth and H streets, Grants Pass, OR 97526 • 541-956-7490

BOARD OF EDUCATION

Pat Ashley
Ron Fox
Brett Johnson
Tim Johnson
Claudia Sullivan
Kevin Talbert, Ph.D.
Dean Wendle

ADMINISTRATION

Cathy Kemper-Pelle, president
Kori Ebenhack-Bieber, vice president, Student Services, chief student services officer
Kirk Gibson, vice president, Instructional Services; chief academic officer
Curtis Sommerfeld, vice president, College Services; chief informational officer

FACULTY

Full-time faculty 81
Part-time faculty 559*

* Paid Part-Time faculty for academic year 2016/17 in any capacity. Of this number, 482 had classroom teaching contracts.

FINANCIAL AID AWARDS

For academic year 2016/17: \$21,574,246 in financial aid was awarded to 3,748 students.