



DEPARTMENT OF  
**EDUCATION**

# Instructional Time

Presentation to the Senate Committee  
on Education

February 17, 2016

# Instructional Time Standards

## (1) Minimum Required Hours:

Grade	Old Standard	New Standard	Increase
Half-Day K	405 hours	450 hours	45 hours
Full-Day K	n/a	900 hours	n/a
Grades 1-3	810 hours	900 hours	90 hours
Grades 4-8	900 hours	900 hours	n/a
Grades 9-11	990 hours	900 hours	n/a
Grade 12	990 hours	966 hours	n/a

Districts may count up to 60 hours of recess as instructional time for full-day kindergarten and grades 1-3; 30 hours for half-day kindergarten

# Instructional Time Standards

(2) Percentage of students scheduled:

Year	Requirement
2015-16	<b>80% of students in the district</b> must be scheduled to receive annually the minimum hours of instructional time
2016-17	<b>85% of students in the district</b> must be scheduled to receive annually the minimum hours of instructional time
2017-18	<b>90% of students in the district</b> must be scheduled to receive annually the minimum hours of instructional time
2018-19	<b>92% of students in the district</b> and <b>80% of all students at each school operated by the district</b> must be scheduled to receive annually the minimum hours of instructional time

# Instructional Time Standards

## (3) Definition of “instructional time”

- Capped parent teacher conferences at 30 hours
- Phasing out allowance for emergency school closures due to inclement weather and facilities failures

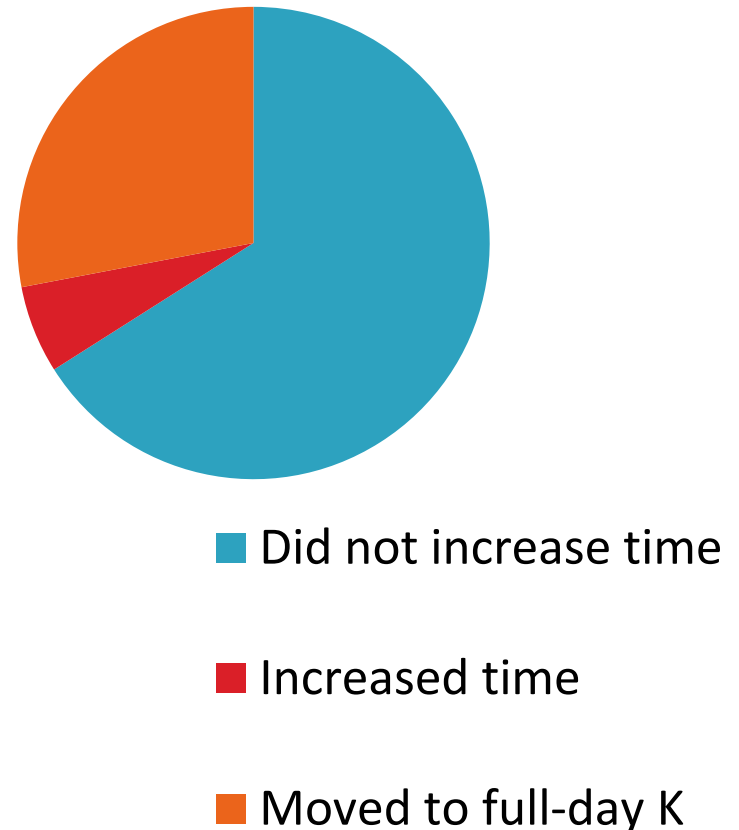
## (4) Online instruction

## (5) Eliminated 130 hours per credit requirement

# Survey Results: Full-Day Kindergarten

**Question:** How many hours of instructional time did the district add in order to provide 900 hours for full-day kindergarten?

- 141 districts responded
- 93 districts (66%) did not increase instructional time
- 40 districts (28%) implemented full-day kindergarten
- 9 districts (6%) increased instructional time to meet the new instructional time requirements



# Survey Results: Grades 1-3

**Question:** How many hours of instructional time did the district add in order to provide 900 hours for grades 1-3?

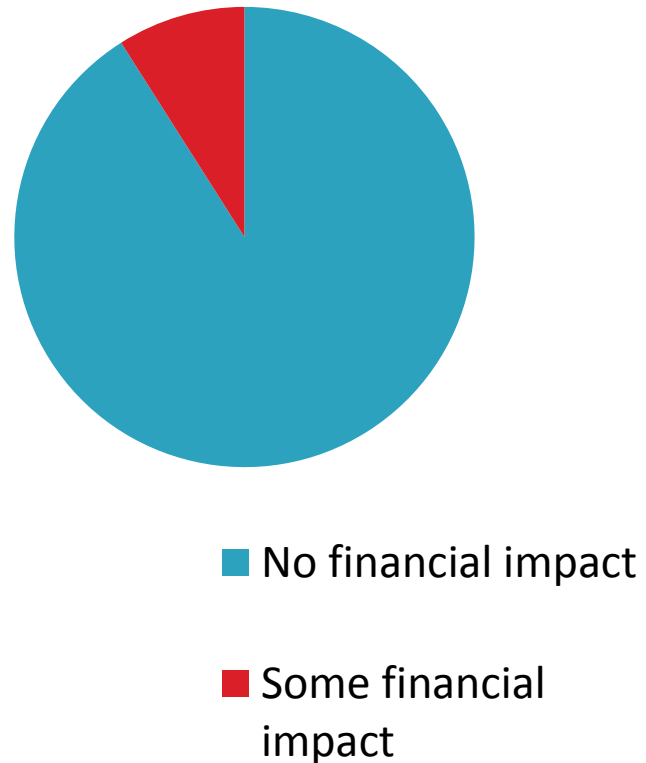
- 141 districts responded
- 128 districts (91%) did not have to increase instructional time
- 13 districts (9%) did increase instructional time to meet new requirements



# Survey Results: K-3 Financial Impact

**Question:** What was the financial impact on your district in 2015-16 resulting from the increase in instructional time for kindergarten and grades 1-3?

- 140 districts responded
- 128 districts (91%) reported no financial impact as a result of the increased instructional time requirement K-3
- 12 districts (9%) reported some financial impact



# Survey Results: 2015-16 Benchmark

Year	Requirement
2015-16	<b>80% of students in the district</b> must be scheduled to receive annually the minimum hours of instructional time

**Question:** For the 2015-16 school year, what percentage of students in your district are scheduled to receive the minimum hours of instructional time.

- 113 districts responded
- 113 districts (100%) are currently meeting the 2015-16 benchmark



# 2014-15 Division 22 Assurances

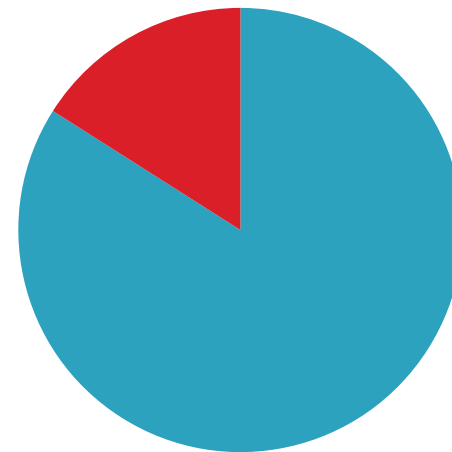
Year	Requirement	Number of districts not meeting requirement
2015-16	<b>80% of students in the district</b> must be scheduled to receive annually the minimum hours of instructional time	1
2016-17	<b>85% of students in the district</b> must be scheduled to receive annually the minimum hours of instructional time	2
2017-18	<b>90% of students in the district</b> must be scheduled to receive annually the minimum hours of instructional time	4
2018-19	<b>92% of students in the district</b> and <b>80% of all students at each school operated by the district</b> must be scheduled to receive annually the minimum hours of instructional time	

# Survey Results: 2015-16 Benchmark

Year	Requirement
2015-16	<b>80% of students in the district</b> must be scheduled to receive annually the minimum hours of instructional time

**Question:** What was the financial impact on your district in meeting the 2015-16 benchmark?

- 120 districts responded
- 101 districts (84%) reported no financial impact
- 19 districts (16%) reported some financial impact



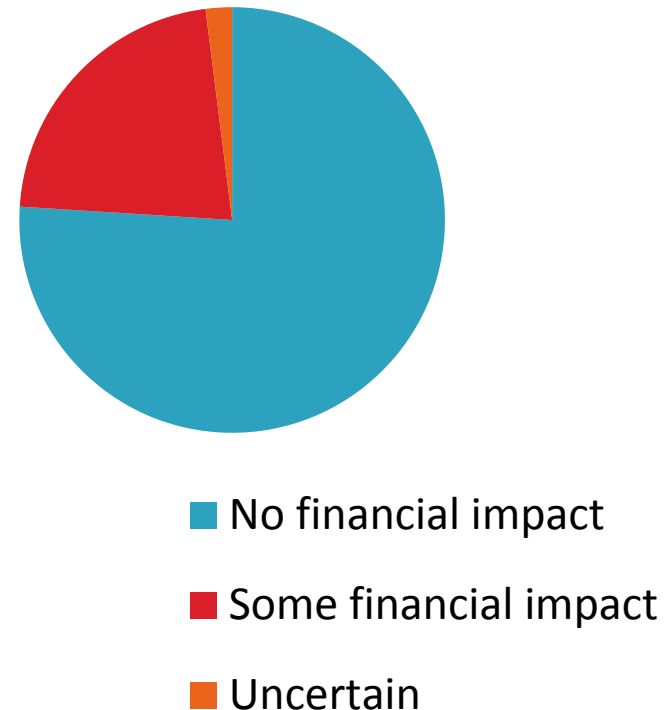
- No financial impact
- Some financial impact

# Survey Results: 2018-19 Benchmark

Year	Requirement
2018-19	<b>92% of students in the district</b> and <b>80% of all students at each school operated by the district</b> must be scheduled to receive annually the minimum hours of instructional time

**Question:** What is the anticipated financial impact on your district in meeting the 2018-19 benchmark?

- 119 districts responded
- 91 districts (76%) anticipate no additional financial impact
- 2 districts (2%) are uncertain
- 26 districts (22%) anticipate some financial impact if budget remains at current service level



# Survey Results: Collective Bargaining

**Question:** In order to meet the new instructional time requirements, has your district had to enter into collective bargaining or negotiations with your employees to adjust contracts?

- 115 districts responded to the question
- 15 districts anticipate some issues will need to be addressed through collective bargaining
- 3 districts have already entered into bargaining:
  - With the licensed group to decrease professional development in order to pay for 2 student contact days
  - Because student contact is a mandatory bargaining issue
  - Negotiated to increase contact time for 3 primary teachers

# Next Steps

- 2014-15 Division 22 Assurances

# Oregon Compared to Other States

## Required instructional hours per school year

