


# PacificSource 2014-2015 A View of Escalating Prescription Drug Costs

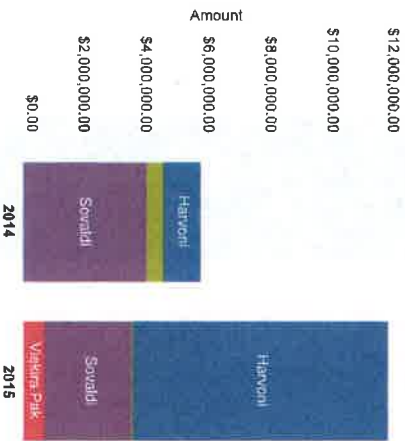


\*Between 2014 and 2015 member cost dropped by 18.5%.  
 \*Paid Claims for Hep C-related Drugs nearly **DOUBLED** between 2014 and 2015.

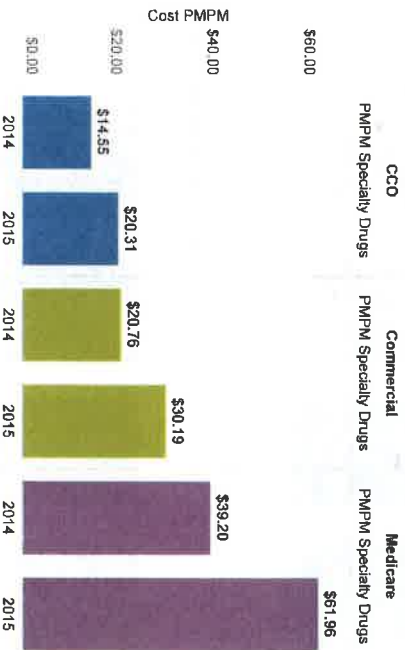
## All Rx PMPM



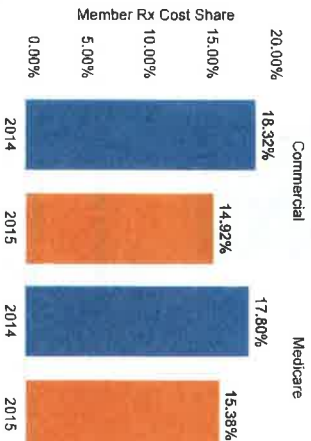
## HepC Rx Total



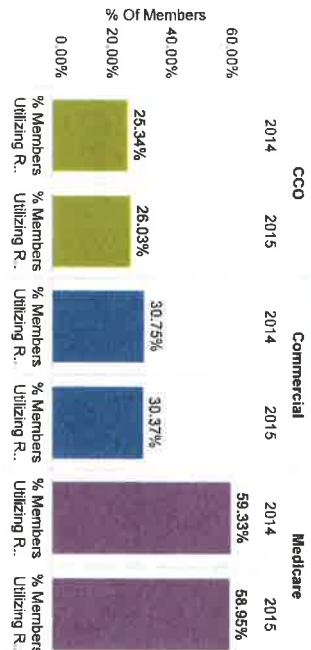
## Specialty Rx PMPM



## Member Rx Cost Share



## % Members Utilizing Rx Benefits

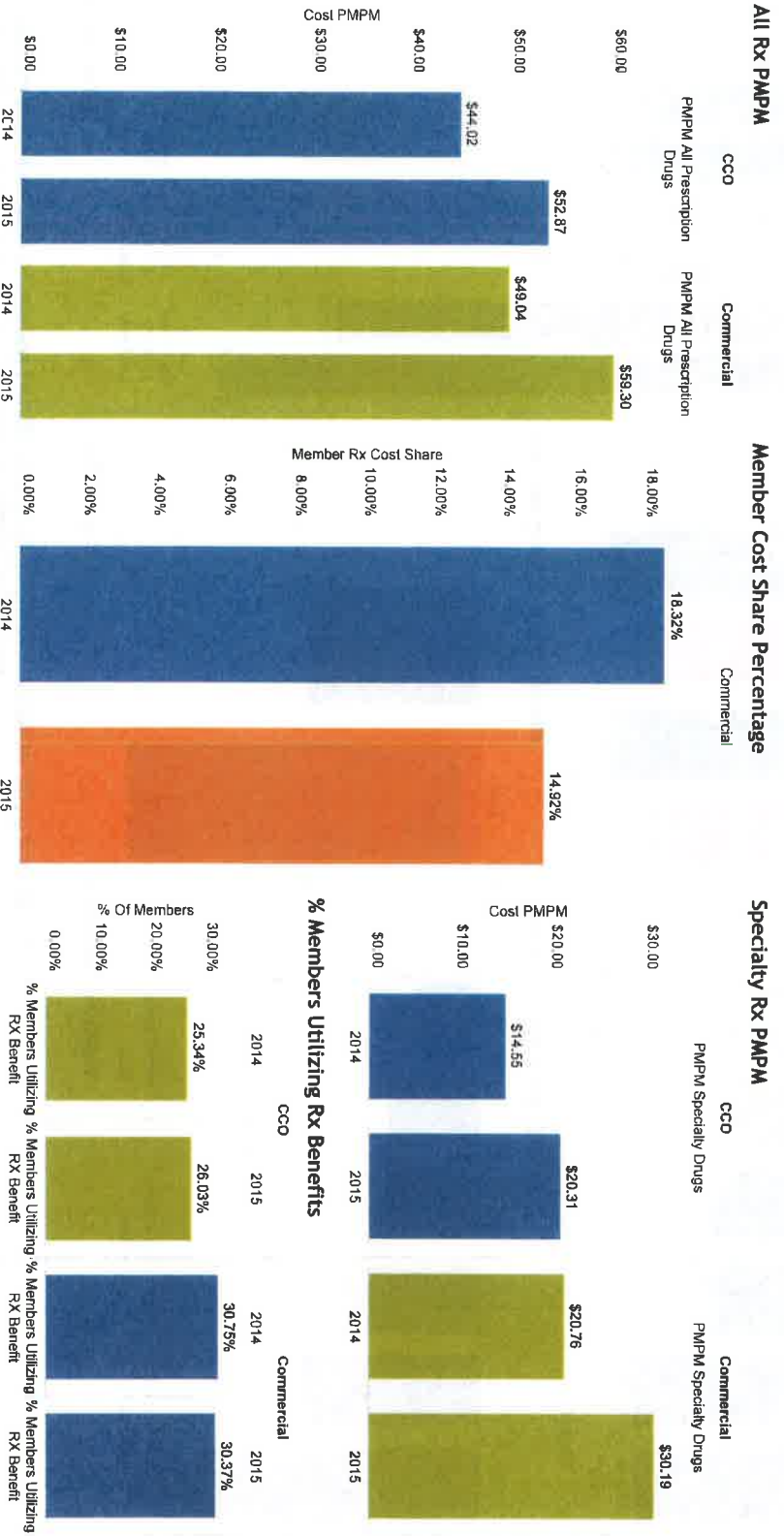


\*Only shows payments through 11/30/15 (no IBNR)  
 +PMPM = Cost Per Member Per Month

# PacificSource 2014-2015 A View of Escalating Prescription Drug Costs



**\*Between 2014 and 2015 member cost dropped by 18.5%.  
\*Paid Claims for Hep C-related Drugs nearly DOUBLED between 2014 and 2015.**



\*Only shows payments through 11/30/15 (no IBNR)  
+PMPM = Cost Per Member Per Month