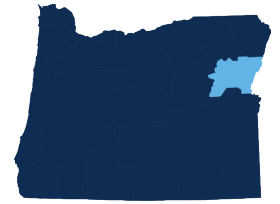


Baker County

The Reality of Low-wage Work



Costs & Wages

Typical Monthly Household Costs



Region = Baker City, Rural Oregon
Household = two adults and two children

Housing.....	\$715
Food.....	\$782
Child care.....	\$873
Transportation.....	\$723
Health care.....	\$651
Other Necessities.....	\$723
Taxes.....	\$573
Monthly Total.....	\$5,041
Annual Total.....	\$60,489

What it Takes to be Self-sufficient



Household = One adult and one preschooler

Annual self-sufficiency standard.....	\$26,624
Self-sufficiency wage for a full-time worker.....	\$12.61



Household = two adults, one preschooler, and one school-age child

Annual self-sufficiency standard.....	\$40,536
Self-sufficiency wage for one adult working full-time and one working part time (20 hours/week).....	\$12.99



Housing

Fair Market Rent for a two-bedroom apartment.....	\$677
Hourly wage necessary to afford a 2 bedroom apartment.....	\$13.02
Work hours per week at minimum wage needed to afford a 2-bedroom unit.....	56

Jobs

Total number of Jobs, 2014.....	5,011
Number of Jobs that pay less than \$13/hour, 2014.....	2,120
Percent of jobs that pay less than \$13/hour, 2014.....	42%
Total SNAP recipients aged 18-59 with earned income.....	777



Top Industries by Employment

STATE & LOCAL GOVERNMENT

Workers.....	977
Workers making less than \$15/hour.....	263

EDUCATIONAL & HEALTH SERVICES

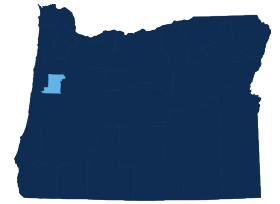
Workers.....	797
Workers making less than \$15/hour.....	376

RETAIL TRADE

Workers.....	705
Workers making less than \$15/hour.....	527

Benton County

The Reality of Low-wage Work



Costs & Wages

Typical Monthly Household Costs



Region = Corvallis Metro Area
Household = two adults and two children

Housing.....	\$824
Food.....	\$782
Child care.....	\$1,064
Transportation.....	\$608
Health care.....	\$684
Other Necessities.....	\$776
Taxes.....	\$710
Monthly Total.....	\$5,448
Annual Total.....	\$65,377

What it Takes to be Self-sufficient



Household = One adult and one preschooler

Annual self-sufficiency standard.....	\$44,684
Self-sufficiency wage for a full-time worker.....	\$21.48



Household = two adults, one preschooler, and one school-age child

Annual self-sufficiency standard.....	\$62,671
Self-sufficiency wage for one adult working full-time and one working part time (20 hours/week).....	\$20.09

Childcare

Median monthly cost for a toddler at a child-care center.....	\$1,090
---	---------



Housing

Fair Market Rent for a two-bedroom apartment.....	\$823
Hourly wage necessary to afford a 2 bedroom apartment.....	\$15.83
Work hours per week at minimum wage needed to afford a 2-bedroom unit.....	.68

Jobs

Total number of Jobs, 2014.....	35,732
Number of Jobs that pay less than \$13/hour, 2014.....	10,727
Percent of jobs that pay less than \$13/hour, 2014.....	30%
Total SNAP recipients aged 18-59 with earned income.....	3,426

Top Industries by Employment

STATE & LOCAL GOVERNMENT

Workers.....	9,190
Workers making less than \$15/hour.....	1,739

EDUCATIONAL & HEALTH SERVICES

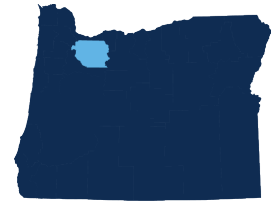
Workers.....	6,092
Workers making less than \$15/hour.....	2,313

LEISURE & HOSPITALITY

Workers.....	3,994
Workers making less than \$15/hour.....	3,143

Clackamas County

The Reality of Low-wage Work



Costs & Wages

Typical Monthly Household Costs



Region = Portland Metro Area
Household = two adults and two children

Housing.....	\$922
Food.....	\$782
Child care.....	\$1,064
Transportation.....	\$608
Health care.....	\$684
Other Necessities.....	\$823
Taxes.....	\$767
Monthly Total.....	\$5,650
Annual Total.....	\$67,802

What it Takes to be Self-sufficient



Household = One adult and one preschooler

Annual self-sufficiency standard.....	\$47,211
Self-sufficiency wage for a full-time worker.....	\$22.70



Household = two adults, one preschooler, and one school-age child

Annual self-sufficiency standard.....	\$65,490
Self-sufficiency wage for one adult working full-time and one working part time (20 hours/week).....	\$20.99

Childcare

Median monthly cost for a toddler at a child-care center.....	\$995
---	-------

Housing

Fair Market Rent for a two-bedroom apartment.....	\$944
Hourly wage necessary to afford a 2 bedroom apartment.....	\$18.15
Work hours per week at minimum wage needed to afford a 2-bedroom unit.....	.79

Jobs

Total number of Jobs, 2014.....	154,664
Number of Jobs that pay less than \$13/hour, 2014.....	48,424
Percent of jobs that pay less than \$13/hour, 2014.....	31%
Total SNAP recipients aged 18-59 with earned income.....	12,204

Top Industries by Employment

EDUCATIONAL & HEALTH SERVICES

Workers.....	21,179
Workers making less than \$15/hour.....	6,926

RETAIL TRADE

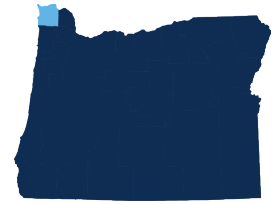
Workers.....	19,082
Workers making less than \$15/hour.....	11,896

PROFESSIONAL & BUSINESS SERVICES

Workers.....	18,825
Workers making less than \$15/hour.....	7,443

Clatsop County

The Reality of Low-wage Work



Costs & Wages

Typical Monthly Household Costs



Region = Astoria, Rural Oregon
Household = two adults and two children

Housing.....	\$715
Food.....	\$782
Child care.....	\$873
Transportation.....	\$723
Health care.....	\$651
Other Necessities.....	\$723
Taxes.....	\$573
Monthly Total.....	\$5,041
Annual Total.....	\$60,489

What it Takes to be Self-sufficient



Household = One adult and one preschooler

Annual self-sufficiency standard.....	\$30,377
Self-sufficiency wage for a full-time worker.....	\$14.60



Household = two adults, one preschooler, and one school-age child

Annual self-sufficiency standard.....	\$42,784
Self-sufficiency wage for one adult working full-time and one working part time (20 hours/week).....	\$13.71

Childcare

Median monthly cost for a toddler at a child-care center.....	\$615
---	-------

Housing

Fair Market Rent for a two-bedroom apartment.....	\$824
Hourly wage necessary to afford a 2 bedroom apartment.....	\$15.85
Work hours per week at minimum wage needed to afford a 2-bedroom unit.....	.69

Sources: EPI Family Budget Calculator
Oregon unemployment insurance wage records
The Self-Sufficiency Standard for Oregon 2014, University of Washington Center for Women's Welfare
2014 Oregon Child Care Market Price Study, Oregon Department of Human Services
Out of Reach 2015, National Low Income Housing Coalition

Jobs

Total number of Jobs, 2014.....	17,649
Number of Jobs that pay less than \$13/hour, 2014.....	6,845
Percent of jobs that pay less than \$13/hour, 2014.....	39%
Total SNAP recipients aged 18-59 with earned income.....	2,148

Top Industries by Employment

LEISURE & HOSPITALITY

Workers.....	4,221
Workers making less than \$15/hour.....	3,224

STATE & LOCAL GOVERNMENT

Workers.....	2,712
Workers making less than \$15/hour.....	708

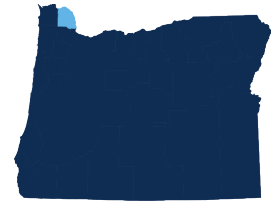
RETAIL TRADE

Workers.....	2,551
Workers making less than \$15/hour.....	1,691



Columbia County

The Reality of Low-wage Work



Costs & Wages

Typical Monthly Household Costs



Region = Scappoose, Portland Metro Area
Household = two adults and two children

Housing.....	\$922
Food.....	\$782
Child care.....	\$1,064
Transportation.....	\$608
Health care.....	\$684
Other Necessities.....	\$823
Taxes.....	\$767
Monthly Total.....	\$5,650
Annual Total.....	\$67,802

What it Takes to be Self-sufficient



Household = One adult and one preschooler

Annual self-sufficiency standard.....	\$44,667
Self-sufficiency wage for a full-time worker.....	\$21.47



Household = two adults, one preschooler, and one school-age child

Annual self-sufficiency standard.....	\$63,442
Self-sufficiency wage for one adult working full-time and one working part time (20 hours/week).....	\$20.33

Childcare

Median monthly cost for a toddler at a child-care center.....	\$830
---	-------

Housing

Fair Market Rent for a two-bedroom apartment.....	\$944
Hourly wage necessary to afford a 2 bedroom apartment.....	\$18.15
Work hours per week at minimum wage needed to afford a 2-bedroom unit.....	.79

Jobs

Total number of Jobs, 2014.....	10,519
Number of Jobs that pay less than \$13/hour, 2014.....	4,037
Percent of jobs that pay less than \$13/hour, 2014.....	38%
Total SNAP recipients aged 18-59 with earned income.....	1,960

Top Industries by Employment

STATE & LOCAL GOVERNMENT

Workers.....	2,123
Workers making less than \$15/hour.....	572

MANUFACTURING

Workers.....	1,508
Workers making less than \$15/hour.....	482

RETAIL TRADE

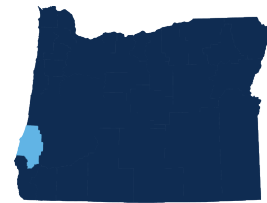
Workers.....	1,333
Workers making less than \$15/hour.....	936

Sources: EPI Family Budget Calculator
Oregon unemployment insurance wage records
The Self-Sufficiency Standard for Oregon 2014, University of Washington Center for Women's Welfare
2014 Oregon Child Care Market Price Study, Oregon Department of Human Services
Out of Reach 2015, National Low Income Housing Coalition



Coos County

The Reality of Low-wage Work



Costs & Wages

Typical Monthly Household Costs



Region = Coos Bay, Rural Oregon
Household = two adults and two children

Housing.....	\$715
Food.....	\$782
Child care.....	\$873
Transportation.....	\$723
Health care.....	\$651
Other Necessities.....	\$723
Taxes.....	\$573
Monthly Total.....	\$5,041
Annual Total.....	\$60,489

What it Takes to be Self-sufficient



Household = One adult and one preschooler

Annual self-sufficiency standard.....	\$28,530
Self-sufficiency wage for a full-time worker.....	\$13.72

Childcare

Median monthly cost for a toddler at a child-care center.....	\$610
---	-------

Housing

Fair Market Rent for a two-bedroom apartment.....	\$727
Hourly wage necessary to afford a 2 bedroom apartment.....	\$13.98
Work hours per week at minimum wage needed to afford a 2-bedroom unit.....	60

Jobs

Total number of Jobs, 2014.....	22,899
Number of Jobs that pay less than \$13/hour, 2014.....	8,793
Percent of jobs that pay less than \$13/hour, 2014.....	38%
Total SNAP recipients aged 18-59 with earned income.....	3,636

Top Industries by Employment

STATE & LOCAL GOVERNMENT

Workers.....	5,585
Workers making less than \$15/hour.....	1,480

RETAIL TRADE

Workers.....	3,037
Workers making less than \$15/hour.....	2,014

EDUCATIONAL & HEALTH SERVICES

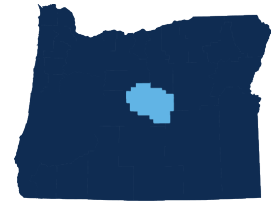
Workers.....	2,837
Workers making less than \$15/hour.....	1,564

Sources: EPI Family Budget Calculator
Oregon unemployment insurance wage records
The Self-Sufficiency Standard for Oregon 2014, University of Washington Center for Women's Welfare
2014 Oregon Child Care Market Price Study, Oregon Department of Human Services
Out of Reach 2015, National Low Income Housing Coalition



Crook County

The Reality of Low-wage Work



Costs & Wages

Typical Monthly Household Costs



Region = Prineville, Rural Oregon
Household = two adults and two children

Housing.....	\$715
Food.....	\$782
Child care.....	\$873
Transportation.....	\$723
Health care.....	\$651
Other Necessities.....	\$723
Taxes.....	\$573
Monthly Total.....	\$5,041
Annual Total.....	\$60,489

What it Takes to be Self-sufficient



Household = One adult and one preschooler

Annual self-sufficiency standard.....	\$26,848
Self-sufficiency wage for a full-time worker.....	\$12.71



Household = two adults, one preschooler, and one school-age child

Annual self-sufficiency standard.....	\$40,473
Self-sufficiency wage for one adult working full-time and one working part time (20 hours/week).....	\$12.97

Childcare

Median monthly cost for a toddler at a child-care center.....	\$700
---	-------

Housing

Fair Market Rent for a two-bedroom apartment.....	\$706
Hourly wage necessary to afford a 2 bedroom apartment.....	\$13.58
Work hours per week at minimum wage needed to afford a 2-bedroom unit.....	59

Jobs

Total number of Jobs, 2014.....	5,796
Number of Jobs that pay less than \$13/hour, 2014.....	2,085
Percent of jobs that pay less than \$13/hour, 2014.....	35.9%
Total SNAP recipients aged 18-59 with earned income.....	1,082

Top Industries by Employment

STATE & LOCAL GOVERNMENT

Workers.....	970
Workers making less than \$15/hour.....	334

MANUFACTURING

Workers.....	843
Workers making less than \$15/hour.....	443

WHOLESALE TRADE

Workers.....	654
Workers making less than \$15/hour.....	101

Sources: EPI Family Budget Calculator
Oregon unemployment insurance wage records
The Self-Sufficiency Standard for Oregon 2014, University of Washington Center for Women's Welfare
2014 Oregon Child Care Market Price Study, Oregon Department of Human Services
Out of Reach 2015, National Low Income Housing Coalition



Curry County

The Reality of Low-wage Work



Costs & Wages

Typical Monthly Household Costs



Region = Gold Beach, Rural Oregon
Household = two adults and two children

Housing.....	\$715
Food.....	\$782
Child care.....	\$873
Transportation.....	\$723
Health care.....	\$651
Other Necessities.....	\$723
Taxes.....	\$573
Monthly Total.....	\$5,041
Annual Total.....	\$60,489

What it Takes to be Self-sufficient



Household = One adult and one preschooler

Annual self-sufficiency standard.....	\$32,537
Self-sufficiency wage for a full-time worker.....	\$15.64



Household = two adults, one preschooler, and one school-age child

Annual self-sufficiency standard.....	\$44,849
Self-sufficiency wage for one adult working full-time and one working part time (20 hours/week).....	\$14.37



Housing

Fair Market Rent for a two-bedroom apartment.....	\$805
Hourly wage necessary to afford a 2 bedroom apartment.....	\$15.48
Work hours per week at minimum wage needed to afford a 2-bedroom unit.....	.67

Jobs

Total number of Jobs, 2014.....	6,316
Number of Jobs that pay less than \$13/hour, 2014.....	2,624
Percent of jobs that pay less than \$13/hour, 2014.....	41.5%
Total SNAP recipients aged 18-59 with earned income.....	1,059



Top Industries by Employment

STATE & LOCAL GOVERNMENT

Workers.....	1,188
Workers making less than \$15/hour.....	372

RETAIL TRADE

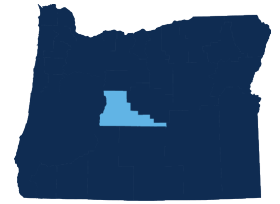
Workers.....	1,031
Workers making less than \$15/hour.....	698

LEISURE & HOSPITALITY

Workers.....	1,000
Workers making less than \$15/hour.....	863

Deschutes County

The Reality of Low-wage Work



Costs & Wages

Typical Monthly Household Costs



Region = Bend Metro Area
Household = two adults and two children

Housing.....	\$803
Food.....	\$782
Child care.....	\$1,064
Transportation.....	\$608
Health care.....	\$684
Other Necessities.....	\$766
Taxes.....	\$698
Monthly Total.....	\$5,405
Annual Total.....	\$64,856

What it Takes to be Self-sufficient



Household = One adult and one preschooler

Annual self-sufficiency standard.....	\$40,088
Self-sufficiency wage for a full-time worker.....	\$19.27



Household = two adults, one preschooler, and one school-age child

Annual self-sufficiency standard.....	\$49,572
Self-sufficiency wage for one adult working full-time and one working part time (20 hours/week).....	\$15.89

Childcare

Median monthly cost for a toddler at a child-care center.....	\$728
---	-------



Housing

Fair Market Rent for a two-bedroom apartment.....	\$804
Hourly wage necessary to afford a 2 bedroom apartment.....	\$15.46
Work hours per week at minimum wage needed to afford a 2-bedroom unit.....	.67

Jobs

Total number of Jobs, 2014.....	XX,XXX
Number of Jobs that pay less than \$13/hour, 2014.....	XX,XXX
Percent of jobs that pay less than \$13/hour, 2014.....	\$XXX
Total SNAP recipients aged 18-59 with earned income.....	8,248

Top Industries by Employment

EDUCATIONAL & HEALTH SERVICES

Workers.....	11,471
Workers making less than \$15/hour.....	3,519

LEISURE & HOSPITALITY

Workers.....	11,395
Workers making less than \$15/hour.....	8,346

RETAIL TRADE

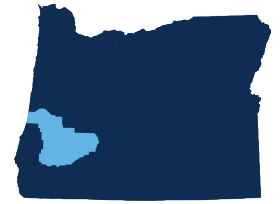
Workers.....	10,268
Workers making less than \$15/hour.....	6,549

Sources: EPI Family Budget Calculator
Oregon unemployment insurance wage records
The Self-Sufficiency Standard for Oregon 2014, University of Washington Center for Women's Welfare
2014 Oregon Child Care Market Price Study, Oregon Department of Human Services
Out of Reach 2015, National Low Income Housing Coalition



Douglas County

The Reality of Low-wage Work



Costs & Wages

Typical Monthly Household Costs



Region = Roseburg, Rural Oregon
Household = two adults and two children

Housing.....	\$715
Food.....	\$782
Child care.....	\$873
Transportation.....	\$723
Health care.....	\$651
Other Necessities.....	\$723
Taxes.....	\$573
Monthly Total.....	\$5,041
Annual Total.....	\$60,489

What it Takes to be Self-sufficient



Household = One adult and one preschooler

Annual self-sufficiency standard.....	\$27,564
Self-sufficiency wage for a full-time worker.....	\$13.05

Childcare

Median monthly cost for a toddler at a child-care center.....	\$575
---	-------

Housing

Fair Market Rent for a two-bedroom apartment.....	\$775
Hourly wage necessary to afford a 2 bedroom apartment.....	\$14.90
Work hours per week at minimum wage needed.....	64

to afford a 2-bedroom unit

Jobs

Total number of Jobs, 2014.....	35,916
Number of Jobs that pay less than \$13/hour, 2014.....	13,676
Percent of jobs that pay less than \$13/hour, 2014.....	38%
Total SNAP recipients aged 18-59 with earned income.....	5,931

Top Industries by Employment

STATE & LOCAL GOVERNMENT

Workers.....	6,909
Workers making less than \$15/hour.....	2,395

EDUCATIONAL & HEALTH SERVICES

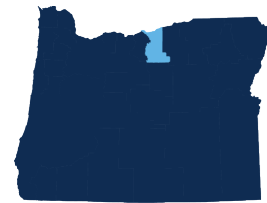
Workers.....	4,770
Workers making less than \$15/hour.....	2,228

RETAIL TRADE

Workers.....	4,538
Workers making less than \$15/hour.....	3,131

Gilliam County

The Reality of Low-wage Work



Costs & Wages

Typical Monthly Household Costs



Region = Condon, Rural Oregon
Household = two adults and two children

Housing.....	\$715
Food.....	\$782
Child care.....	\$873
Transportation.....	\$723
Health care.....	\$651
Other Necessities.....	\$723
Taxes.....	\$573
Monthly Total.....	\$5,041
Annual Total.....	\$60,489

What it Takes to be Self-sufficient



Household = One adult and one preschooler

Annual self-sufficiency standard.....	\$26,016
Self-sufficiency wage for a full-time worker.....	\$12.51



Household = two adults, one preschooler, and one school-age child

Annual self-sufficiency standard.....	\$39,917
Self-sufficiency wage for one adult working full-time and one working part time (20 hours/week).....	\$12.79

Childcare

Median monthly cost for a toddler at a child-care center.....	\$490
---	-------

Housing

Fair Market Rent for a two-bedroom apartment.....	\$655
Hourly wage necessary to afford a 2 bedroom apartment.....	\$12.60
Work hours per week at minimum wage needed to afford a 2-bedroom unit.....	54

Jobs

Total number of Jobs, 2014.....	845
Number of Jobs that pay less than \$13/hour, 2014.....	258
Percent of jobs that pay less than \$13/hour, 2014.....	30.5%
Total SNAP recipients aged 18-59 with earned income.....	68

Top Industries by Employment

STATE & LOCAL GOVERNMENT

Workers.....	231
Workers making less than \$15/hour.....	66

PROFESSIONAL & BUSINESS SER

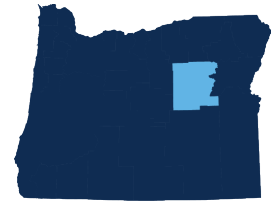
Workers.....	171
Workers making less than \$15/hour.....	33

TRANSPORTATION

Workers.....	81
Workers making less than \$15/hour.....	6

Grant County

The Reality of Low-wage Work



Costs & Wages

Typical Monthly Household Costs



Region = Canyon City, Rural Oregon
Household = two adults and two children

Housing.....	\$715
Food.....	\$782
Child care.....	\$873
Transportation.....	\$723
Health care.....	\$651
Other Necessities.....	\$723
Taxes.....	\$573
Monthly Total.....	\$5,041
Annual Total.....	\$60,489

What it Takes to be Self-sufficient



Household = One adult and one preschooler

Annual self-sufficiency standard.....	\$26,514
Self-sufficiency wage for a full-time worker.....	\$12.75



Household = two adults, one preschooler, and one school-age child

Annual self-sufficiency standard.....	\$40,833
Self-sufficiency wage for one adult working full-time and one working part time (20 hours/week).....	\$13.09

Housing

Fair Market Rent for a two-bedroom apartment.....	\$643
Hourly wage necessary to afford a 2 bedroom apartment.....	\$12.37
Work hours per week at minimum wage needed to afford a 2-bedroom unit.....	53

Jobs

Total number of Jobs, 2014.....	2,102
Number of Jobs that pay less than \$13/hour, 2014.....	734
Percent of jobs that pay less than \$13/hour, 2014.....	34.9%
Total SNAP recipients aged 18-59 with earned income.....	281

Top Industries by Employment

STATE & LOCAL GOVERNMENT

Workers.....	733
Workers making less than \$15/hour.....	207

RETAIL TRADE

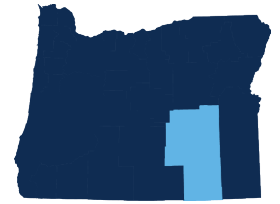
Workers.....	243
Workers making less than \$15/hour.....	179

NATURAL RESOURCES & MINING

Workers.....	197
Workers making less than \$15/hour.....	75

Harney County

The Reality of Low-wage Work



Costs & Wages

Typical Monthly Household Costs



Region = Burns, Rural Oregon
Household = two adults and two children

Housing.....	\$715
Food.....	\$782
Child care.....	\$873
Transportation.....	\$723
Health care.....	\$651
Other Necessities.....	\$723
Taxes.....	\$573
Monthly Total.....	\$5,041
Annual Total.....	\$60,489

What it Takes to be Self-sufficient



Household = One adult and one preschooler

Annual self-sufficiency standard.....	\$25,840
Self-sufficiency wage for a full-time worker.....	\$12.42



Household = two adults, one preschooler, and one school-age child

Annual self-sufficiency standard.....	\$39,588
Self-sufficiency wage for one adult working full-time and one working part time (20 hours/week).....	\$12.69



Housing

Fair Market Rent for a two-bedroom apartment.....	\$643
Hourly wage necessary to afford a 2 bedroom apartment.....	\$12.37
Work hours per week at minimum wage needed to afford a 2-bedroom unit.....	53

Jobs

Total number of Jobs, 2014.....	2,079
Number of Jobs that pay less than \$13/hour, 2014.....	874
Percent of jobs that pay less than \$13/hour, 2014.....	42%
Total SNAP recipients aged 18-59 with earned income.....	332

Top Industries by Employment

STATE & LOCAL GOVERNMENT

Workers.....	825
Workers making less than \$15/hour.....	212

RETAIL TRADE

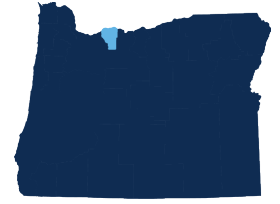
Workers.....	267
Workers making less than \$15/hour.....	196

LEISURE & HOSPITALITY

Workers.....	231
Workers making less than \$15/hour.....	217

Hood River County

The Reality of Low-wage Work



Costs & Wages

💰 Typical Monthly Household Costs



Region = Hood River, Rural Oregon
Household = two adults and two children

Housing.....	\$715
Food.....	\$782
Child care.....	\$873
Transportation.....	\$723
Health care.....	\$651
Other Necessities.....	\$723
Taxes.....	\$573
Monthly Total.....	\$5,041
Annual Total.....	\$60,489

👤 What it Takes to be Self-sufficient



Household = One adult and one preschooler

Annual self-sufficiency standard.....	\$45,674
Self-sufficiency wage for a full-time worker.....	\$21.96



Household = two adults, one preschooler, and one school-age child

Annual self-sufficiency standard.....	\$64,255
Self-sufficiency wage for one adult working full-time and one working part time (20 hours/week).....	\$20.59

👶 Childcare

Median monthly cost for a toddler at a child-care center.....	\$775
---	-------



Housing

Fair Market Rent for a two-bedroom apartment.....	\$845
Hourly wage necessary to afford a 2 bedroom apartment.....	\$16.25
Work hours per week at minimum wage needed to afford a 2-bedroom unit.....	.70

Jobs

Total number of Jobs, 2014.....	14,658
Number of Jobs that pay less than \$13/hour, 2014.....	6,805
Percent of jobs that pay less than \$13/hour, 2014.....	46.4%
Total SNAP recipients aged 18-59 with earned income.....	1,098

🔧 Top Industries by Employment

NATURAL RESOURCES & MINING

Workers.....	3,081
Workers making less than \$15/hour.....	2,448

LEISURE & HOSPITALITY

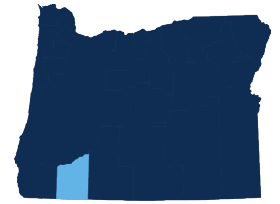
Workers.....	2,669
Workers making less than \$15/hour.....	2,083

EDUCATIONAL & HEALTH SERVICES

Workers.....	1,999
Workers making less than \$15/hour.....	841

Jackson County

The Reality of Low-wage Work



Costs & Wages

Typical Monthly Household Costs



Region = Medford Metro Area
Household = two adults and two children

Housing.....	\$834
Food.....	\$782
Child care.....	\$1,064
Transportation.....	\$608
Health care.....	\$684
Other Necessities.....	\$781
Taxes.....	\$716
Monthly Total.....	\$5,469
Annual Total.....	\$65,625

What it Takes to be Self-sufficient



Household = One adult and one preschooler

Annual self-sufficiency standard.....	\$37,497
Self-sufficiency wage for a full-time worker.....	\$18.03



Household = two adults, one preschooler, and one school-age child

Annual self-sufficiency standard.....	\$47,587
Self-sufficiency wage for one adult working full-time and one working part time (20 hours/week).....	\$15.25

Childcare

Median monthly cost for a toddler at a child-care center.....	\$789
---	-------

Housing

Fair Market Rent for a two-bedroom apartment.....	\$844
Hourly wage necessary to afford a 2 bedroom apartment.....	\$16.23
Work hours per week at minimum wage needed to afford a 2-bedroom unit.....	.70

Jobs

Total number of Jobs, 2014.....	84,892
Number of Jobs that pay less than \$13/hour, 2014.....	31,873
Percent of jobs that pay less than \$13/hour, 2014.....	38%
Total SNAP recipients aged 18-59 with earned income.....	12,280

Top Industries by Employment

EDUCATIONAL & HEALTH SERVICES

Workers.....	14,558
Workers making less than \$15/hour.....	5,283

RETAIL TRADE

Workers.....	14,092
Workers making less than \$15/hour.....	9,292

LEISURE & HOSPITALITY

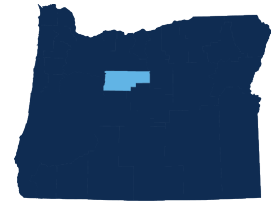
Workers.....	10,838
Workers making less than \$15/hour.....	8,311

Sources: EPI Family Budget Calculator
Oregon unemployment insurance wage records
The Self-Sufficiency Standard for Oregon 2014, University of Washington Center for Women's Welfare
2014 Oregon Child Care Market Price Study, Oregon Department of Human Services
Out of Reach 2015, National Low Income Housing Coalition



Jefferson County

The Reality of Low-wage Work



Costs & Wages

Typical Monthly Household Costs



Region = Madras, Rural Oregon
Household = two adults and two children

Housing.....	\$715
Food.....	\$782
Child care.....	\$873
Transportation.....	\$723
Health care.....	\$651
Other Necessities.....	\$723
Taxes	\$573
Monthly Total	\$5,041
Annual Total	\$60,489

What it Takes to be Self-sufficient



Household = One adult and one preschooler

Annual self-sufficiency standard.....	\$26,610
Self-sufficiency wage for a full-time worker.....	\$12.79



Household = two adults, one preschooler, and one school-age child

Annual self-sufficiency standard.....	\$41,345
Self-sufficiency wage for one adult working full-time and one working part time (20 hours/week).....	\$13.25

Childcare

Median monthly cost for a toddler at a child-care center.....	\$300
---	-------

Housing

Fair Market Rent for a two-bedroom apartment	\$643
Hourly wage necessary to afford a 2 bedroom apartment	\$12.37
Work hours per week at minimum wage needed to afford a 2-bedroom unit	53

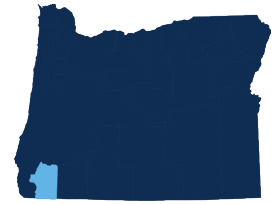
Jobs

Total number of Jobs, 2014.....	3,965
Number of Jobs that pay less than \$13/hour, 2014	2,649
Percent of jobs that pay less than \$13/hour, 2014	66.8
Total SNAP recipients aged 18-59 with earned income.....	1,289

Sources: EPI Family Budget Calculator
Oregon unemployment insurance wage records
The Self-Sufficiency Standard for Oregon 2014, University of Washington Center for Women's Welfare
2014 Oregon Child Care Market Price Study, Oregon Department of Human Services
Out of Reach 2015, National Low Income Housing Coalition

Josephine County

The Reality of Low-wage Work



Costs & Wages

Typical Monthly Household Costs



Region = Grants Pass, Rural Oregon
Household = two adults and two children

Housing.....	\$715
Food.....	\$782
Child care.....	\$873
Transportation.....	\$723
Health care.....	\$651
Other Necessities.....	\$723
Taxes.....	\$573
Monthly Total.....	\$5,041
Annual Total.....	\$60,489

What it Takes to be Self-sufficient



Household = One adult and one preschooler

Annual self-sufficiency standard.....	\$29,838
Self-sufficiency wage for a full-time worker.....	\$14.35



Household = two adults, one preschooler, and one school-age child

Annual self-sufficiency standard.....	\$44,366
Self-sufficiency wage for one adult working full-time and one working part time (20 hours/week).....	\$14.22

Childcare

Median monthly cost for a toddler at a child-care center.....	\$575
---	-------

Housing

Fair Market Rent for a two-bedroom apartment.....	\$776
Hourly wage necessary to afford a 2 bedroom apartment.....	\$14.92
Work hours per week at minimum wage needed to afford a 2-bedroom unit.....	.65

Jobs

Total number of Jobs, 2014.....	25,035
Number of Jobs that pay less than \$13/hour, 2014.....	10,789
Percent of jobs that pay less than \$13/hour, 2014.....	43.1%
Total SNAP recipients aged 18-59 with earned income.....	5,355

Top Industries by Employment

EDUCATIONAL & HEALTH SERVICES

Workers.....	4,648
Workers making less than \$15/hour.....	1,958

RETAIL TRADE

Workers.....	3,876
Workers making less than \$15/hour.....	2,690

STATE & LOCAL GOVERNMENT

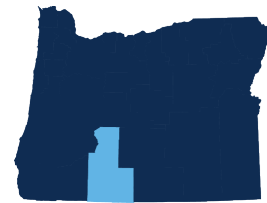
Workers.....	3,385
Workers making less than \$15/hour.....	1,131

Sources: EPI Family Budget Calculator
Oregon unemployment insurance wage records
The Self-Sufficiency Standard for Oregon 2014, University of Washington Center for Women's Welfare
2014 Oregon Child Care Market Price Study, Oregon Department of Human Services
Out of Reach 2015, National Low Income Housing Coalition



Klamath County

The Reality of Low-wage Work



Costs & Wages

Typical Monthly Household Costs

Region = Klamath Falls, Rural Oregon
Household = two adults and two children

Housing.....	\$715
Food.....	\$782
Child care.....	\$873
Transportation.....	\$723
Health care.....	\$651
Other Necessities.....	\$723
Taxes.....	\$573
Monthly Total.....	\$5,041
Annual Total.....	\$60,489

What it Takes to be Self-sufficient

Household = One adult and one preschooler

Annual self-sufficiency standard.....	\$27,477
Self-sufficiency wage for a full-time worker.....	\$13.21

Household = two adults, one preschooler, and one school-age child

Annual self-sufficiency standard.....	\$41,817
Self-sufficiency wage for one adult working full-time and one working part time (20 hours/week).....	\$13.40

Childcare

Median monthly cost for a toddler at a child-care center.....	\$575
---	-------

Housing

Fair Market Rent for a two-bedroom apartment.....	\$697
Hourly wage necessary to afford a 2 bedroom apartment.....	\$13.40
Work hours per week at minimum wage needed to afford a 2-bedroom unit.....	58

Jobs

Total number of Jobs, 2014.....	21,939
Number of Jobs that pay less than \$13/hour, 2014.....	8,983
Percent of jobs that pay less than \$13/hour, 2014.....	40.9%
Total SNAP recipients aged 18-59 with earned income.....	3,609

Top Industries by Employment

STATE & LOCAL GOVERNMENT

Workers.....	3,969
Workers making less than \$15/hour.....	1,059

EDUCATIONAL & HEALTH SERVICES

Workers.....	3,505
Workers making less than \$15/hour.....	1,404

RETAIL TRADE

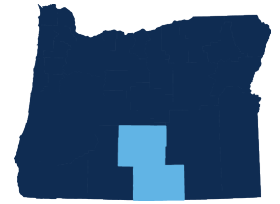
Workers.....	2,924
Workers making less than \$15/hour.....	2,045

Sources: EPI Family Budget Calculator
Oregon unemployment insurance wage records
The Self-Sufficiency Standard for Oregon 2014, University of Washington Center for Women's Welfare
2014 Oregon Child Care Market Price Study, Oregon Department of Human Services
Out of Reach 2015, National Low Income Housing Coalition



Lake County

The Reality of Low-wage Work



Costs & Wages

Typical Monthly Household Costs



Region = Lakeview, Rural Oregon
Household = two adults and two children

Housing.....	\$715
Food.....	\$782
Child care.....	\$873
Transportation.....	\$723
Health care.....	\$651
Other Necessities.....	\$723
Taxes.....	\$573
Monthly Total.....	\$5,041
Annual Total.....	\$60,489

What it Takes to be Self-sufficient



Household = One adult and one preschooler

Annual self-sufficiency standard.....	\$25,289
Self-sufficiency wage for a full-time worker.....	\$12.16



Household = two adults, one preschooler, and one school-age child

Annual self-sufficiency standard.....	\$38,966
Self-sufficiency wage for one adult working full-time and one working part time (20 hours/week).....	\$12.49



Housing

Fair Market Rent for a two-bedroom apartment.....	\$643
Hourly wage necessary to afford a 2 bedroom apartment.....	\$12.37
Work hours per week at minimum wage needed to afford a 2-bedroom unit.....	53

Jobs

Total number of Jobs, 2014.....	1,286
Number of Jobs that pay less than \$13/hour, 2014.....	894
Percent of jobs that pay less than \$13/hour, 2014.....	69.5%
Total SNAP recipients aged 18-59 with earned income.....	350

Sources: EPI Family Budget Calculator
Oregon unemployment insurance wage records
The Self-Sufficiency Standard for Oregon 2014, University of Washington Center for Women's Welfare
2014 Oregon Child Care Market Price Study, Oregon Department of Human Services
Out of Reach 2015, National Low Income Housing Coalition

Lane County

The Reality of Low-wage Work



Costs & Wages

Typical Monthly Household Costs



Region = Eugene Metro Area
Household = two adults and two children

Housing.....	\$834
Food.....	\$782
Child care.....	\$1,064
Transportation.....	\$613
Health care.....	\$684
Other Necessities.....	\$781
Taxes.....	\$717
Monthly Total.....	\$5,475
Annual Total.....	\$65,695

What it Takes to be Self-sufficient



Household = One adult and one preschooler

Annual self-sufficiency standard.....	\$43,125
Self-sufficiency wage for a full-time worker.....	\$20.73



Household = two adults, one preschooler, and one school-age child

Annual self-sufficiency standard.....	\$60,005
Self-sufficiency wage for one adult working full-time and one working part time (20 hours/week).....	\$19.23

Childcare

Median monthly cost for a toddler at a child-care center.....	\$910
---	-------



Housing

Fair Market Rent for a two-bedroom apartment.....	\$829
Hourly wage necessary to afford a 2 bedroom apartment.....	\$15.94
Work hours per week at minimum wage needed to afford a 2-bedroom unit.....	.69

Jobs

Total number of Jobs, 2014.....	149,395
Number of Jobs that pay less than \$13/hour, 2014.....	52,271
Percent of jobs that pay less than \$13/hour, 2014.....	35%
Total SNAP recipients aged 18-59 with earned income.....	21,027

Top Industries by Employment

EDUCATIONAL & HEALTH SERVICES

Workers.....	23,692
Workers making less than \$15/hour.....	8,725

STATE & LOCAL GOVERNMENT

Workers.....	23,660
Workers making less than \$15/hour.....	5,573

RETAIL TRADE

Workers.....	19,970
Workers making less than \$15/hour.....	13,377

Lincoln County

The Reality of Low-wage Work



Costs & Wages

Typical Monthly Household Costs



Region = Lincoln City, Rural Oregon
Household = two adults and two children

Housing.....	\$715
Food.....	\$782
Child care.....	\$873
Transportation.....	\$723
Health care.....	\$651
Other Necessities.....	\$723
Taxes.....	\$573
Monthly Total.....	\$5,041
Annual Total.....	\$60,489

What it Takes to be Self-sufficient



Household = One adult and one preschooler

Annual self-sufficiency standard.....	\$32,390
Self-sufficiency wage for a full-time worker.....	\$15.57



Household = two adults, one preschooler, and one school-age child

Annual self-sufficiency standard.....	\$45,918
Self-sufficiency wage for one adult working full-time and one working part time (20 hours/week).....	\$14.72



Housing

Fair Market Rent for a two-bedroom apartment.....	\$821
Hourly wage necessary to afford a 2 bedroom apartment.....	\$15.79
Work hours per week at minimum wage needed to afford a 2-bedroom unit.....	.68

Jobs

Total number of Jobs, 2014.....	18,159
Number of Jobs that pay less than \$13/hour, 2014.....	8,039
Percent of jobs that pay less than \$13/hour, 2014.....	44%
Total SNAP recipients aged 18-59 with earned income.....	2,844

Top Industries by Employment

LEISURE & HOSPITALITY

Workers.....	4,547
Workers making less than \$15/hour.....	3,490

STATE & LOCAL GOVERNMENT

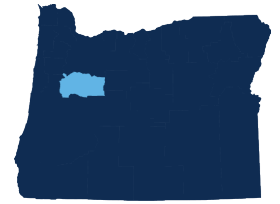
Workers.....	3,739
Workers making less than \$15/hour.....	1,161

RETAIL TRADE

Workers.....	3,022
Workers making less than \$15/hour.....	2,209

Linn County

The Reality of Low-wage Work



Costs & Wages

Typical Monthly Household Costs



Region = Albany, Rural Oregon
Household = two adults and two children

Housing.....	\$715
Food.....	\$782
Child care.....	\$873
Transportation.....	\$723
Health care.....	\$651
Other Necessities.....	\$723
Taxes.....	\$573
Monthly Total.....	\$5,041
Annual Total.....	\$60,489

What it Takes to be Self-sufficient



Household = One adult and one preschooler

Annual self-sufficiency standard.....	\$29,415
Self-sufficiency wage for a full-time worker.....	\$14.14



Household = two adults, one preschooler, and one school-age child

Annual self-sufficiency standard.....	\$41,866
Self-sufficiency wage for one adult working full-time and one working part time (20 hours/week).....	\$13.42

Childcare

Median monthly cost for a toddler at a child-care center.....	\$675
---	-------



Housing

Fair Market Rent for a two-bedroom apartment.....	\$801
Hourly wage necessary to afford a 2 bedroom apartment.....	\$15.40
Work hours per week at minimum wage needed to afford a 2-bedroom unit.....	67

Jobs

Total number of Jobs, 2014.....	44,544
Number of Jobs that pay less than \$13/hour, 2014.....	16,773
Percent of jobs that pay less than \$13/hour, 2014.....	38%
Total SNAP recipients aged 18-59 with earned income.....	6,573

Top Industries by Employment

MANUFACTURING

Workers.....	7,191
Workers making less than \$15/hour.....	1,409

STATE & LOCAL GOVERNMENT

Workers.....	7,114
Workers making less than \$15/hour.....	2,200

EDUCATIONAL & HEALTH SERVICES

Workers.....	5,476
Workers making less than \$15/hour.....	2,562

Sources: EPI Family Budget Calculator
Oregon unemployment insurance wage records
The Self-Sufficiency Standard for Oregon 2014, University of Washington Center for Women's Welfare
2014 Oregon Child Care Market Price Study, Oregon Department of Human Services
Out of Reach 2015, National Low Income Housing Coalition



Malheur County

The Reality of Low-wage Work



Costs & Wages

Typical Monthly Household Costs



Region = Ontario, Rural Oregon
Household = two adults and two children

Housing.....	\$715
Food.....	\$782
Child care.....	\$873
Transportation.....	\$723
Health care.....	\$651
Other Necessities.....	\$723
Taxes.....	\$573

Monthly Total	\$5,041
Annual Total	\$60,489

What it Takes to be Self-sufficient



Household = One adult and one preschooler

Annual self-sufficiency standard.....	\$24,765
Self-sufficiency wage for a full-time worker.....	\$11.91



Household = two adults, one preschooler, and one school-age child

Annual self-sufficiency standard.....	\$37,011
Self-sufficiency wage for one adult working full-time and one working part time (20 hours/week).....	\$11.86

Childcare

Median monthly cost for a toddler at a child-care center.....	\$419
---	-------



Housing

Fair Market Rent for a two-bedroom apartment	\$643
Hourly wage necessary to afford a 2 bedroom apartment	\$12.37
Work hours per week at minimum wage needed to afford a 2-bedroom unit	53

Jobs

Total number of Jobs, 2014.....	12,818
Number of Jobs that pay less than \$13/hour, 2014	5,504
Percent of jobs that pay less than \$13/hour, 2014	42.9%
Total SNAP recipients aged 18-59 with earned income.....	1,896

Top Industries by Employment

STATE & LOCAL GOVERNMENT

Workers.....	3,221
Workers making less than \$15/hour	857

RETAIL TRADE

Workers.....	1,956
Workers making less than \$15/hour	1,367

EDUCATIONAL & HEALTH SERVICES

Workers.....	1,791
Workers making less than \$15/hour	836

Marion County

The Reality of Low-wage Work



Costs & Wages

Typical Monthly Household Costs

Region = Salem Metro Area
Household = two adults and two children

Housing.....	\$780
Food.....	\$782
Child care.....	\$1,064
Transportation.....	\$613
Health care.....	\$684
Other Necessities.....	\$754
Taxes.....	\$642
Monthly Total.....	\$5,319
Annual Total.....	\$63,825

What it Takes to be Self-sufficient

Household = One adult and one preschooler

Annual self-sufficiency standard.....	\$31,149
Self-sufficiency wage for a full-time worker.....	\$14.98

Household = two adults, one preschooler, and one school-age child

Annual self-sufficiency standard.....	\$43,779
Self-sufficiency wage for one adult working full-time and one working part time (20 hours/week).....	\$14.03

Childcare

Median monthly cost for a toddler at a child-care center.....	\$622
---	-------

Housing

Fair Market Rent for a two-bedroom apartment.....	\$768
Hourly wage necessary to afford a 2 bedroom apartment.....	\$14.77
Work hours per week at minimum wage needed to afford a 2-bedroom unit.....	64

Jobs

Total number of Jobs, 2014.....	146,852
Number of Jobs that pay less than \$13/hour, 2014.....	52,690
Percent of jobs that pay less than \$13/hour, 2014.....	36%
Total SNAP recipients aged 18-59 with earned income.....	19,006

Top Industries by Employment

STATE & LOCAL GOVERNMENT

Workers.....	35,150
Workers making less than \$15/hour.....	5,134

EDUCATIONAL & HEALTH SERVICES

Workers.....	21,082
Workers making less than \$15/hour.....	7,436

RETAIL TRADE

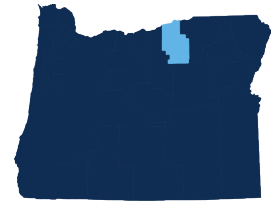
Workers.....	16,995
Workers making less than \$15/hour.....	11,234

Sources: EPI Family Budget Calculator
Oregon unemployment insurance wage records
The Self-Sufficiency Standard for Oregon 2014, University of Washington Center for Women's Welfare
2014 Oregon Child Care Market Price Study, Oregon Department of Human Services
Out of Reach 2015, National Low Income Housing Coalition



Morrow County

The Reality of Low-wage Work



Costs & Wages

Typical Monthly Household Costs

Region = Heppner, Rural Oregon
Household = two adults and two children

Housing.....	\$715
Food.....	\$782
Child care.....	\$873
Transportation.....	\$723
Health care.....	\$651
Other Necessities.....	\$723
Taxes.....	\$573
Monthly Total.....	\$5,041
Annual Total.....	\$60,489

What it Takes to be Self-sufficient

Household = One adult and one preschooler

Annual self-sufficiency standard.....	\$26,212
Self-sufficiency wage for a full-time worker.....	\$12.60

Household = two adults, one preschooler, and one school-age child

Annual self-sufficiency standard.....	\$40,115
Self-sufficiency wage for one adult working full-time and one working part time (20 hours/week).....	\$12.86

Housing

Fair Market Rent for a two-bedroom apartment.....	\$643
Hourly wage necessary to afford a 2 bedroom apartment.....	\$12.37
Work hours per week at minimum wage needed to afford a 2-bedroom unit.....	53

Jobs

Total number of Jobs, 2014.....	5,435
Number of Jobs that pay less than \$13/hour, 2014.....	1,779
Percent of jobs that pay less than \$13/hour, 2014.....	32.7%
Total SNAP recipients aged 18-59 with earned income.....	614

Top Industries by Employment

MANUFACTURING

Workers.....	1,747
Workers making less than \$15/hour.....	560

NATURAL RESOURCES & MINING

Workers.....	1,101
Workers making less than \$15/hour.....	713

STATE & LOCAL GOVERNMENT

Workers.....	885
Workers making less than \$15/hour.....	250

Sources: EPI Family Budget Calculator
Oregon unemployment insurance wage records
The Self-Sufficiency Standard for Oregon 2014, University of Washington Center for Women's Welfare
2014 Oregon Child Care Market Price Study, Oregon Department of Human Services
Out of Reach 2015, National Low Income Housing Coalition



Multnomah County

The Reality of Low-wage Work



Costs & Wages

Typical Monthly Household Costs



Region = Portland Metro Area
Household = two adults and two children

Housing.....	\$922
Food.....	\$782
Child care.....	\$1,064
Transportation.....	\$608
Health care.....	\$684
Other Necessities.....	\$823
Taxes.....	\$767
Monthly Total.....	\$5,650
Annual Total.....	\$67,802

What it Takes to be Self-sufficient



Household = One adult and one preschooler

Annual self-sufficiency standard.....	\$47,037
Self-sufficiency wage for a full-time worker.....	\$22.61



Household = two adults, one preschooler, and one school-age child

Annual self-sufficiency standard.....	\$65,027
Self-sufficiency wage for one adult working full-time and one working part time (20 hours/week).....	\$20.84

Childcare

Median monthly cost for a toddler at a child-care center.....	\$1,137
---	---------



Housing

Fair Market Rent for a two-bedroom apartment.....	\$944
Hourly wage necessary to afford a 2 bedroom apartment.....	\$18.15
Work hours per week at minimum wage needed to afford a 2-bedroom unit.....	.79

Jobs

Total number of Jobs, 2014.....	482,672
Number of Jobs that pay less than \$13/hour, 2014.....	125,951
Percent of jobs that pay less than \$13/hour, 2014.....	26%
Total SNAP recipients aged 18-59 with earned income.....	40,401

Top Industries by Employment

PROFESSIONAL & BUSINESS SERVICES

Workers.....	82,030
Workers making less than \$15/hour.....	24,191

EDUCATIONAL & HEALTH SERVICES

Workers.....	71,775
Workers making less than \$15/hour.....	21,074

LEISURE & HOSPITALITY

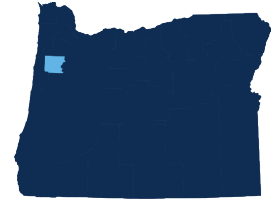
Workers.....	58,515
Workers making less than \$15/hour.....	39,559

Sources: EPI Family Budget Calculator
Oregon unemployment insurance wage records
The Self-Sufficiency Standard for Oregon 2014, University of Washington Center for Women's Welfare
2014 Oregon Child Care Market Price Study, Oregon Department of Human Services
Out of Reach 2015, National Low Income Housing Coalition



Polk County

The Reality of Low-wage Work



Costs & Wages

Typical Monthly Household Costs



Region = Salem Metro Area
Household = two adults and two children

Housing.....	\$780
Food.....	\$782
Child care.....	\$1,064
Transportation.....	\$613
Health care.....	\$684
Other Necessities.....	\$754
Taxes.....	\$642
Monthly Total.....	\$5,319
Annual Total.....	\$63,825

What it Takes to be Self-sufficient



Household = One adult and one preschooler

Annual self-sufficiency standard.....	\$31,281
Self-sufficiency wage for a full-time worker.....	\$15.04



Household = two adults, one preschooler, and one school-age child

Annual self-sufficiency standard.....	\$44,561
Self-sufficiency wage for one adult working full-time and one working part time (20 hours/week).....	\$14.28

Childcare

Median monthly cost for a toddler at a child-care center.....	\$550
---	-------



Housing

Fair Market Rent for a two-bedroom apartment.....	\$768
Hourly wage necessary to afford a 2 bedroom apartment.....	\$14.77
Work hours per week at minimum wage needed to afford a 2-bedroom unit.....	64

Jobs

Total number of Jobs, 2014.....	18,462
Number of Jobs that pay less than \$13/hour, 2014.....	7,364
Percent of jobs that pay less than \$13/hour, 2014.....	40%
Total SNAP recipients aged 18-59 with earned income.....	2,701

Top Industries by Employment

STATE & LOCAL GOVERNMENT

Workers.....	5,313
Workers making less than \$15/hour.....	1,444

EDUCATIONAL & HEALTH SERVICES

Workers.....	2,750
Workers making less than \$15/hour.....	1,590

MANUFACTURING

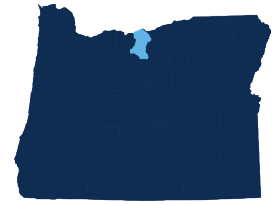
Workers.....	2,202
Workers making less than \$15/hour.....	1,143

Sources: EPI Family Budget Calculator
Oregon unemployment insurance wage records
The Self-Sufficiency Standard for Oregon 2014, University of Washington Center for Women's Welfare
2014 Oregon Child Care Market Price Study, Oregon Department of Human Services
Out of Reach 2015, National Low Income Housing Coalition



Sherman County

The Reality of Low-wage Work



Costs & Wages

Typical Monthly Household Costs



Region = Moro, Rural Oregon
Household = two adults and two children

Housing.....	\$715
Food.....	\$782
Child care.....	\$873
Transportation.....	\$723
Health care.....	\$651
Other Necessities.....	\$723
Taxes.....	\$573
Monthly Total.....	\$5,041
Annual Total.....	\$60,489

What it Takes to be Self-sufficient



Household = One adult and one preschooler

Annual self-sufficiency standard.....	\$25,975
Self-sufficiency wage for a full-time worker.....	\$12.49



Household = two adults, one preschooler, and one school-age child

Annual self-sufficiency standard.....	\$39,832
Self-sufficiency wage for one adult working full-time and one working part time (20 hours/week).....	\$12.77



Housing

Fair Market Rent for a two-bedroom apartment.....	\$735
Hourly wage necessary to afford a 2 bedroom apartment.....	\$14.13
Work hours per week at minimum wage needed to afford a 2-bedroom unit.....	61

Jobs

Total number of Jobs, 2014.....	726
Number of Jobs that pay less than \$13/hour, 2014.....	316
Percent of jobs that pay less than \$13/hour, 2014.....	43.5%
Total SNAP recipients aged 18-59 with earned income.....	70



Top Industries by Employment

STATE & LOCAL GOVERNMENT

Workers.....	218
Workers making less than \$15/hour.....	70

TRANSPORTATION

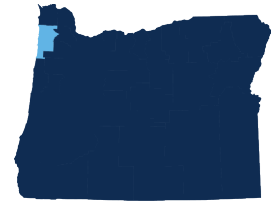
Workers.....	134
Workers making less than \$15/hour.....	75

LEISURE & HOSPITALITY

Workers.....	123
Workers making less than \$15/hour.....	107

Tillamook County

The Reality of Low-wage Work



Costs & Wages

Typical Monthly Household Costs



Region = Tillamook, Rural Oregon
Household = two adults and two children

Housing.....	\$715
Food.....	\$782
Child care.....	\$873
Transportation.....	\$723
Health care.....	\$651
Other Necessities.....	\$723
Taxes.....	\$573

Monthly Total.....	\$5,041
Annual Total.....	\$60,489

What it Takes to be Self-sufficient



Household = One adult and one preschooler

Annual self-sufficiency standard.....	\$29,460
Self-sufficiency wage for a full-time worker.....	\$14.16



Household = two adults, one preschooler, and one school-age child

Annual self-sufficiency standard.....	\$41,681
Self-sufficiency wage for one adult working full-time and one working part time (20 hours/week).....	\$13.36

Childcare

Median monthly cost for a toddler at a child-care center.....	\$479
---	-------



Housing

Fair Market Rent for a two-bedroom apartment.....	\$773
Hourly wage necessary to afford a 2 bedroom apartment.....	\$14.87
Work hours per week at minimum wage needed to afford a 2-bedroom unit.....	64

Jobs

Total number of Jobs, 2014.....	8,909
Number of Jobs that pay less than \$13/hour, 2014.....	3,332
Percent of jobs that pay less than \$13/hour, 2014.....	37%
Total SNAP recipients aged 18-59 with earned income.....	1,252

Top Industries by Employment

STATE & LOCAL GOVERNMENT

Workers.....	1,804
Workers making less than \$15/hour.....	388

LEISURE & HOSPITALITY

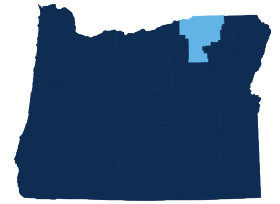
Workers.....	1,422
Workers making less than \$15/hour.....	1,117

MANUFACTURING

Workers.....	1,178
Workers making less than \$15/hour.....	457

Umatilla County

The Reality of Low-wage Work



Costs & Wages

💰 Typical Monthly Household Costs



Region = Pendleton, Rural Oregon
Household = two adults and two children

Housing.....	\$715
Food.....	\$782
Child care.....	\$873
Transportation.....	\$723
Health care.....	\$651
Other Necessities.....	\$723
Taxes.....	\$573
Monthly Total.....	\$5,041
Annual Total.....	\$60,489

👤 What it Takes to be Self-sufficient



Household = One adult and one preschooler

Annual self-sufficiency standard.....	\$25,975
Self-sufficiency wage for a full-time worker.....	\$12.49



Household = two adults, one preschooler, and one school-age child

Annual self-sufficiency standard.....	\$39,832
Self-sufficiency wage for one adult working full-time and one working part time (20 hours/week).....	\$12.77

👶 Childcare

Median monthly cost for a toddler at a child-care center.....	\$530
---	-------



Housing

Fair Market Rent for a two-bedroom apartment.....	\$741
Hourly wage necessary to afford a 2 bedroom apartment.....	\$14.25
Work hours per week at minimum wage needed to afford a 2-bedroom unit.....	62

Jobs

Total number of Jobs, 2014.....	30,720
Number of Jobs that pay less than \$13/hour, 2014.....	12,963
Percent of jobs that pay less than \$13/hour, 2014.....	42.2%
Total SNAP recipients aged 18-59 with earned income.....	3,893

🔧 Top Industries by Employment

STATE & LOCAL GOVERNMENT

Workers.....	6,866
Workers making less than \$15/hour.....	1,967

EDUCATIONAL & HEALTH SERVICES

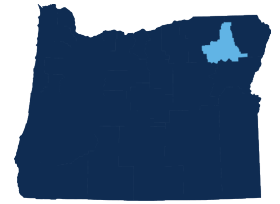
Workers.....	3,533
Workers making less than \$15/hour.....	1,663

MANUFACTURING

Workers.....	3,426
Workers making less than \$15/hour.....	1,822

Union County

The Reality of Low-wage Work



Costs & Wages

Typical Monthly Household Costs



Region = La Grande, Rural Oregon
Household = two adults and two children

Housing.....	\$715
Food.....	\$782
Child care.....	\$873
Transportation.....	\$723
Health care.....	\$651
Other Necessities.....	\$723
Taxes.....	\$573
Monthly Total.....	\$5,041
Annual Total.....	\$60,489

What it Takes to be Self-sufficient



Household = One adult and one preschooler

Annual self-sufficiency standard.....	\$26,635
Self-sufficiency wage for a full-time worker.....	\$12.81



Household = two adults, one preschooler, and one school-age child

Annual self-sufficiency standard.....	\$40,716
Self-sufficiency wage for one adult working full-time and one working part time (20 hours/week).....	\$13.05



Housing

Fair Market Rent for a two-bedroom apartment.....	\$675
Hourly wage necessary to afford a 2 bedroom apartment.....	\$12.98
Work hours per week at minimum wage needed to afford a 2-bedroom unit.....	56

Jobs

Total number of Jobs, 2014.....	10,008
Number of Jobs that pay less than \$13/hour, 2014.....	3,694
Percent of jobs that pay less than \$13/hour, 2014.....	36.9%
Total SNAP recipients aged 18-59 with earned income.....	1,143

Top Industries by Employment

STATE & LOCAL GOVERNMENT

Workers.....	2,175
Workers making less than \$15/hour.....	602

EDUCATIONAL & HEALTH SERVICES

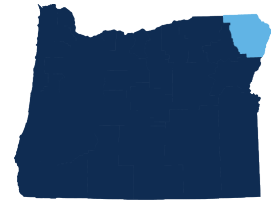
Workers.....	1,587
Workers making less than \$15/hour.....	683

RETAIL TRADE

Workers.....	1,467
Workers making less than \$15/hour.....	1,054

Wallowa County

The Reality of Low-wage Work



Costs & Wages

Typical Monthly Household Costs



Region = Enterprise, Rural Oregon
Household = two adults and two children

Housing.....	\$715
Food.....	\$782
Child care.....	\$873
Transportation.....	\$723
Health care.....	\$651
Other Necessities.....	\$723
Taxes.....	\$573
Monthly Total.....	\$5,041
Annual Total.....	\$60,489

What it Takes to be Self-sufficient



Household = One adult and one preschooler

Annual self-sufficiency standard.....	\$26,089
Self-sufficiency wage for a full-time worker.....	\$12.54



Household = two adults, one preschooler, and one school-age child

Annual self-sufficiency standard.....	\$39,890
Self-sufficiency wage for one adult working full-time and one working part time (20 hours/week).....	\$12.79

Housing

Fair Market Rent for a two-bedroom apartment.....	\$698
Hourly wage necessary to afford a 2 bedroom apartment.....	\$13.42
Work hours per week at minimum wage needed to afford a 2-bedroom unit.....	58

Jobs

Total number of Jobs, 2014.....	2,297
Number of Jobs that pay less than \$13/hour, 2014.....	860
Percent of jobs that pay less than \$13/hour, 2014.....	37.4%
Total SNAP recipients aged 18-59 with earned income.....	217

Top Industries by Employment

STATE & LOCAL GOVERNMENT

Workers.....	604
Workers making less than \$15/hour.....	149

EDUCATIONAL & HEALTH SERVICES

Workers.....	324
Workers making less than \$15/hour.....	208

RETAIL TRADE

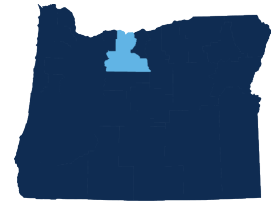
Workers.....	235
Workers making less than \$15/hour.....	177

Sources: EPI Family Budget Calculator
Oregon unemployment insurance wage records
The Self-Sufficiency Standard for Oregon 2014, University of Washington Center for Women's Welfare
2014 Oregon Child Care Market Price Study, Oregon Department of Human Services
Out of Reach 2015, National Low Income Housing Coalition



Wasco County

The Reality of Low-wage Work



Costs & Wages

Typical Monthly Household Costs



Region = The Dalles, Rural Oregon
Household = two adults and two children

Housing.....	\$715
Food.....	\$782
Child care.....	\$873
Transportation.....	\$723
Health care.....	\$651
Other Necessities.....	\$723
Taxes.....	\$573
Monthly Total.....	\$5,041
Annual Total.....	\$60,489

What it Takes to be Self-sufficient



Household = One adult and one preschooler

Annual self-sufficiency standard.....	\$31,084
Self-sufficiency wage for a full-time worker.....	\$14.94



Household = two adults, one preschooler, and one school-age child

Annual self-sufficiency standard.....	\$44,524
Self-sufficiency wage for one adult working full-time and one working part time (20 hours/week).....	\$14.27



Housing

Fair Market Rent for a two-bedroom apartment.....	\$776
Hourly wage necessary to afford a 2 bedroom apartment.....	\$14.92
Work hours per week at minimum wage needed to afford a 2-bedroom unit.....	65

Jobs

Total number of Jobs, 2014.....	10,837
Number of Jobs that pay less than \$13/hour, 2014.....	4,529
Percent of jobs that pay less than \$13/hour, 2014.....	41.8%
Total SNAP recipients aged 18-59 with earned income.....	1,603



Top Industries by Employment

EDUCATIONAL & HEALTH SERVICES

Workers.....	2,200
Workers making less than \$15/hour.....	729

STATE & LOCAL GOVERNMENT

Workers.....	1,791
Workers making less than \$15/hour.....	456

RETAIL TRADE

Workers.....	1,775
Workers making less than \$15/hour.....	1,205

Washington County

The Reality of Low-wage Work



Costs & Wages

Typical Monthly Household Costs



Region = Portland Metro Area
Household = two adults and two children

Housing.....	\$922
Food.....	\$782
Child care.....	\$1,064
Transportation.....	\$608
Health care.....	\$684
Other Necessities.....	\$823
Taxes.....	\$767
Monthly Total.....	\$5,650
Annual Total.....	\$67,802

What it Takes to be Self-sufficient



Household = One adult and one preschooler

Annual self-sufficiency standard.....	\$47,571
Self-sufficiency wage for a full-time worker.....	\$22.87



Household = two adults, one preschooler, and one school-age child

Annual self-sufficiency standard.....	\$65,800
Self-sufficiency wage for one adult working full-time and one working part time (20 hours/week).....	\$21.09

Childcare

Median monthly cost for a toddler at a child-care center.....	\$1,066
---	---------

Housing

Fair Market Rent for a two-bedroom apartment.....	\$944
Hourly wage necessary to afford a 2 bedroom apartment.....	\$18.15
Work hours per week at minimum wage needed to afford a 2-bedroom unit.....	.79

Jobs

Total number of Jobs, 2014.....	286,305
Number of Jobs that pay less than \$13/hour, 2014.....	79,723
Percent of jobs that pay less than \$13/hour, 2014.....	28%
Total SNAP recipients aged 18-59 with earned income.....	18,252

Top Industries by Employment

PROFESSIONAL & BUSINESS SERVICES

Workers.....	58,409
Workers making less than \$15/hour.....	23,545

MANUFACTURING

Workers.....	45,833
Workers making less than \$15/hour.....	5,477

EDUCATIONAL & HEALTH SERVICES

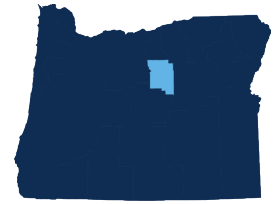
Workers.....	34,797
Workers making less than \$15/hour.....	12,332

Sources: EPI Family Budget Calculator
Oregon unemployment insurance wage records
The Self-Sufficiency Standard for Oregon 2014, University of Washington Center for Women's Welfare
2014 Oregon Child Care Market Price Study, Oregon Department of Human Services
Out of Reach 2015, National Low Income Housing Coalition



Wheeler County

The Reality of Low-wage Work



Costs & Wages

Typical Monthly Household Costs



Region = Fossil, Rural Oregon
Household = two adults and two children

Housing.....	\$715
Food.....	\$782
Child care.....	\$873
Transportation.....	\$723
Health care.....	\$651
Other Necessities.....	\$723
Taxes.....	\$573
Monthly Total.....	\$5,041
Annual Total.....	\$60,489

What it Takes to be Self-sufficient



Household = One adult and one preschooler

Annual self-sufficiency standard.....	\$25,926
Self-sufficiency wage for a full-time worker.....	\$12.46



Household = two adults, one preschooler, and one school-age child

Annual self-sufficiency standard.....	\$39,748
Self-sufficiency wage for one adult working full-time and one working part time (20 hours/week).....	\$12.74



Housing

Fair Market Rent for a two-bedroom apartment.....	\$643
Hourly wage necessary to afford a 2 bedroom apartment.....	\$12.37
Work hours per week at minimum wage needed to afford a 2-bedroom unit.....	53

Jobs

Total number of Jobs, 2014.....	292
Number of Jobs that pay less than \$13/hour, 2014.....	130
Percent of jobs that pay less than \$13/hour, 2014.....	44.5%
Total SNAP recipients aged 18-59 with earned income.....	39



Top Industries by Employment

STATE & LOCAL GOVERNMENT

Workers.....	97
Workers making less than \$15/hour.....	39

EDUCATIONAL & HEALTH SERVICES

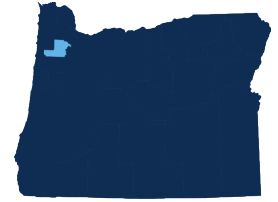
Workers.....	57
Workers making less than \$15/hour.....	30

NATURAL RESOURCES & MINING

Workers.....	52
Workers making less than \$15/hour.....	32

Yamhill County

The Reality of Low-wage Work



Costs & Wages

💰 Typical Monthly Household Costs



Region = Portland Metro Area
Household = two adults and two children

Housing.....	\$922
Food.....	\$782
Child care.....	\$1,064
Transportation.....	\$608
Health care.....	\$684
Other Necessities.....	\$823
Taxes.....	\$767
Monthly Total.....	\$5,650
Annual Total.....	\$67,802

👤 What it Takes to be Self-sufficient



Household = One adult and one preschooler

Annual self-sufficiency standard.....	\$39,305
Self-sufficiency wage for a full-time worker.....	\$18.90



Household = two adults, one preschooler, and one school-age child

Annual self-sufficiency standard.....	\$49,635
Self-sufficiency wage for one adult working full-time and one working part time (20 hours/week).....	\$15.91

👶 Childcare

Median monthly cost for a toddler at a child-care center.....	\$797
---	-------

🏠 Housing

Fair Market Rent for a two-bedroom apartment.....	\$944
Hourly wage necessary to afford a 2 bedroom apartment.....	\$18.15
Work hours per week at minimum wage needed to afford a 2-bedroom unit.....	.79

Jobs

Total number of Jobs, 2014.....	34,419
Number of Jobs that pay less than \$13/hour, 2014.....	13,416
Percent of jobs that pay less than \$13/hour, 2014.....	39%
Total SNAP recipients aged 18-59 with earned income.....	4,617

🔧 Top Industries by Employment

MANUFACTURING

Workers.....	6,801
Workers making less than \$15/hour.....	2,408

EDUCATIONAL & HEALTH SERVICES

Workers.....	5,979
Workers making less than \$15/hour.....	2,309

STATE & LOCAL GOVERNMENT

Workers.....	4,448
Workers making less than \$15/hour.....	1,196

Sources: EPI Family Budget Calculator
Oregon unemployment insurance wage records
The Self-Sufficiency Standard for Oregon 2014, University of Washington Center for Women's Welfare
2014 Oregon Child Care Market Price Study, Oregon Department of Human Services
Out of Reach 2015, National Low Income Housing Coalition

