

Oregon Virtual Public Charter Schools

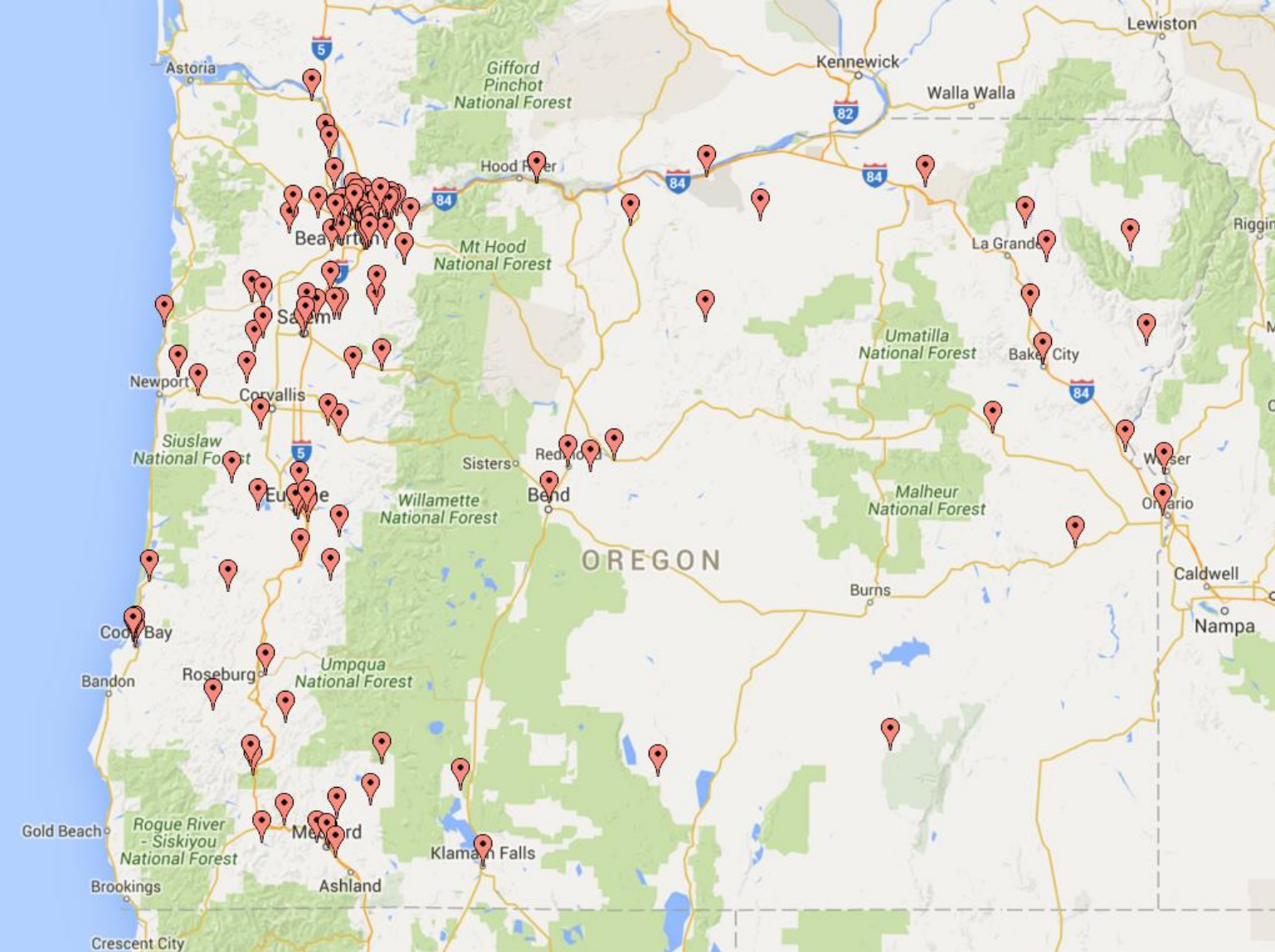
Oregon Department of Education
January 2016

What is a public charter school?

An elementary or secondary school offering a comprehensive instructional program operating under a written agreement entered into between a sponsor and an applicant and operating pursuant to ORS 338.

- Public school of choice
- Considered a component school within a school district
- Authorized by and accountable to a sponsoring board
- Must comply with federal law
- Must comply with many state laws but not all

2015-16 Public Charter Schools



2015-16 Oregon public charter schools

126 Total Public Charter Schools

77 District Sponsors

18 Single-School District Charters

13 Virtual Public Charter Schools

4 State Board of Education Sponsored Charters

In 2014-15 school year, **29,833** Students
enrolled in public charter schools.

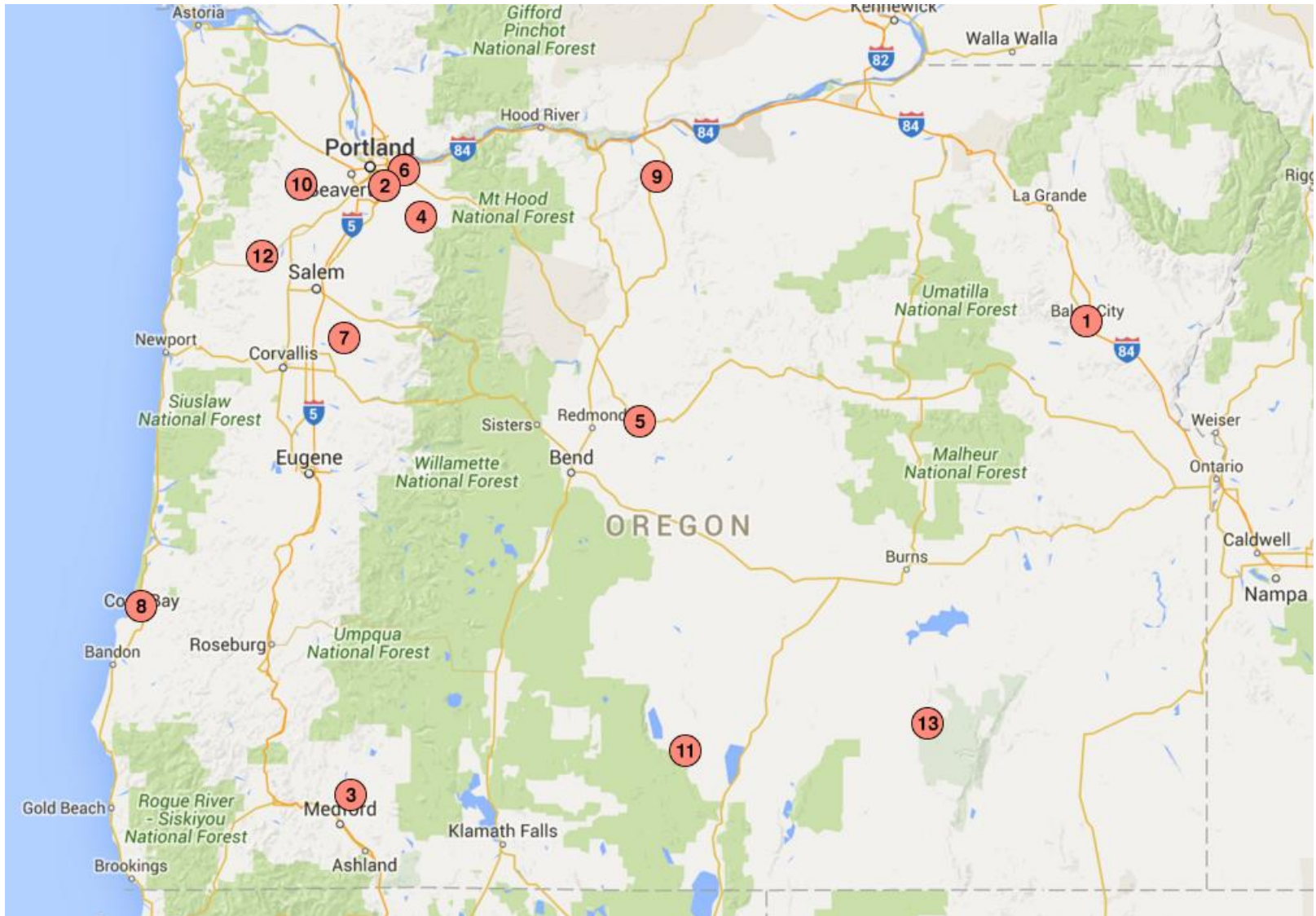
This is **5.5%** of enrolled students in Oregon

What is a Virtual Public Charter School?

A public school established through a performance contract with a sponsor that offers online courses and does not serve students primarily in a physical location.

- Instruction and content are delivered primarily through electronic means
- Student and teachers are in different physical locations
- Online instructional activities are integral to the academic program
- Students are not required to be located in physical location of a school to participate
- More than 50% of core courses are offered online
- More than 50% of students attending receive instructional services online
- More than 50% of the required instructional time is provided online

Virtual Public Charter Schools in Oregon



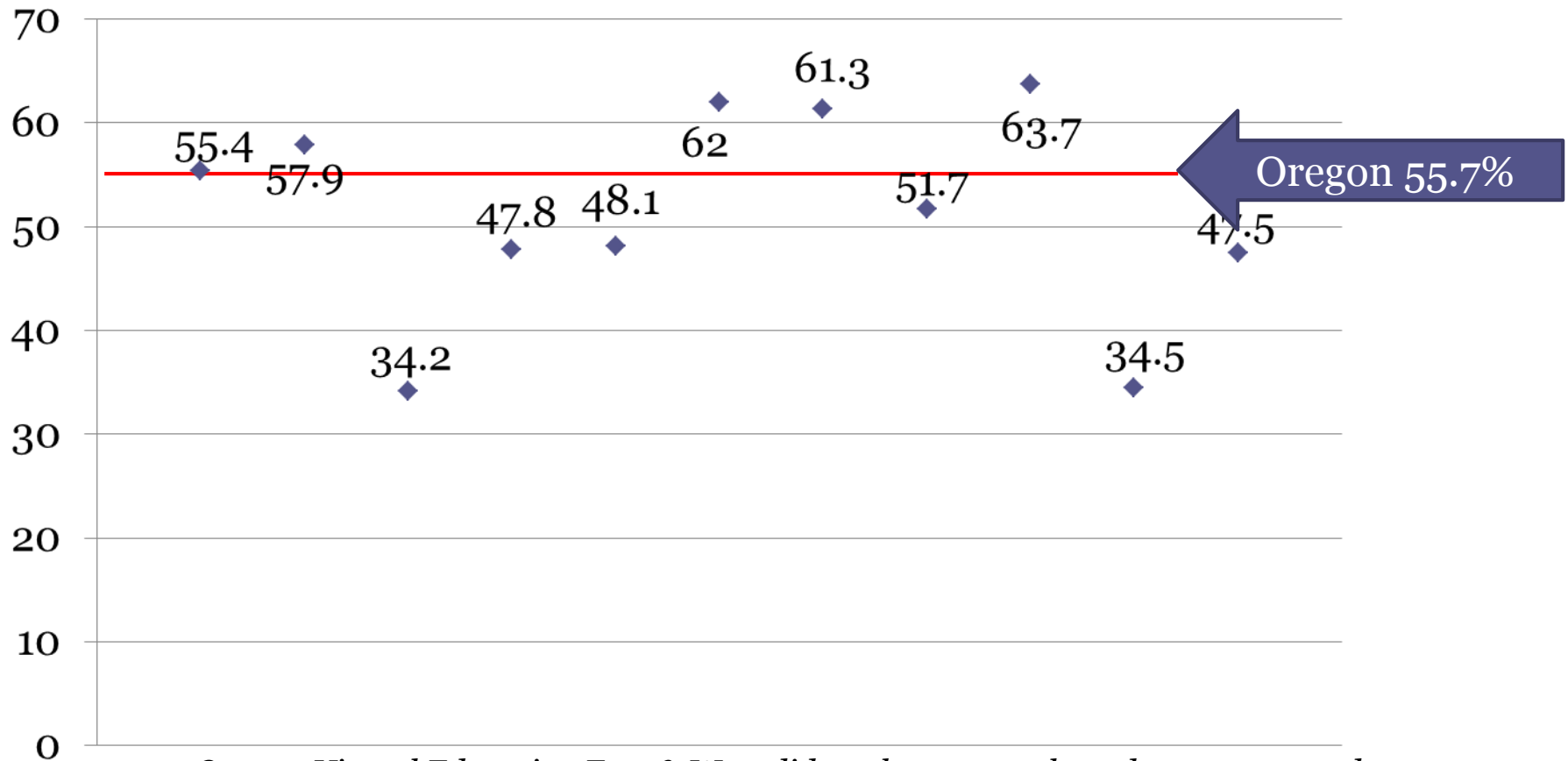
2014-15 Virtual Public Charter Schools

| | Charter School | Date Opened | Grades | Enrollment | District/Sponsor |
|----|---------------------------------------|-------------|--------|--------------|---------------------------------|
| 1 | Baker Web Academy | Jul-08 | 1-12 | 564 | Baker SD 5J |
| 2 | Clackamas Web Academy | Sep-05 | 1-12 | 450 | North Clackamas SD 12 |
| 3 | Crater Lake Academy | Sep-14 | K-12 | 200 | Eagle Point SD 9 |
| 4 | Estacada Web Academy | Sep-08 | K-12 | 413 | Estacada SD 108 |
| 5 | Insight School of Oregon-Charter Opt. | Sep-12 | K-12 | 456 | Crook County SD |
| 6 | Metro East Web Academy | Sep-09 | 6-12 | 426 | Gresham-Barlow SD 10J |
| 7 | Oregon Connections Academy | Sep-05 | K-12 | 3,976 | Scio SD |
| 8 | Oregon Virtual Academy | Sep-08 | K-12 | 1,649 | North Bend SD 13 |
| 9 | Oregon Virtual Education - East | Sep-12 | 6-12 | 4 | Sherman County SD |
| 10 | Oregon Virtual Education - West | Sep-12 | 6-12 | 57 | Gaston SD 511J |
| 11 | Paisley School | Sep-03 | K-12 | 206 | Paisley SD 11 |
| 12 | Sheridan AllPrep Academy | Sep-09 | K-12 | 135 | Sheridan SD 48J |
| 13 | Silvies River Charter School | Sep-08 | K-12 | 124 | Frenchglen SD |
| | | | | 8,660 | Total 2014-15 Enrollment |

Sponsorship Changes for 2015-16

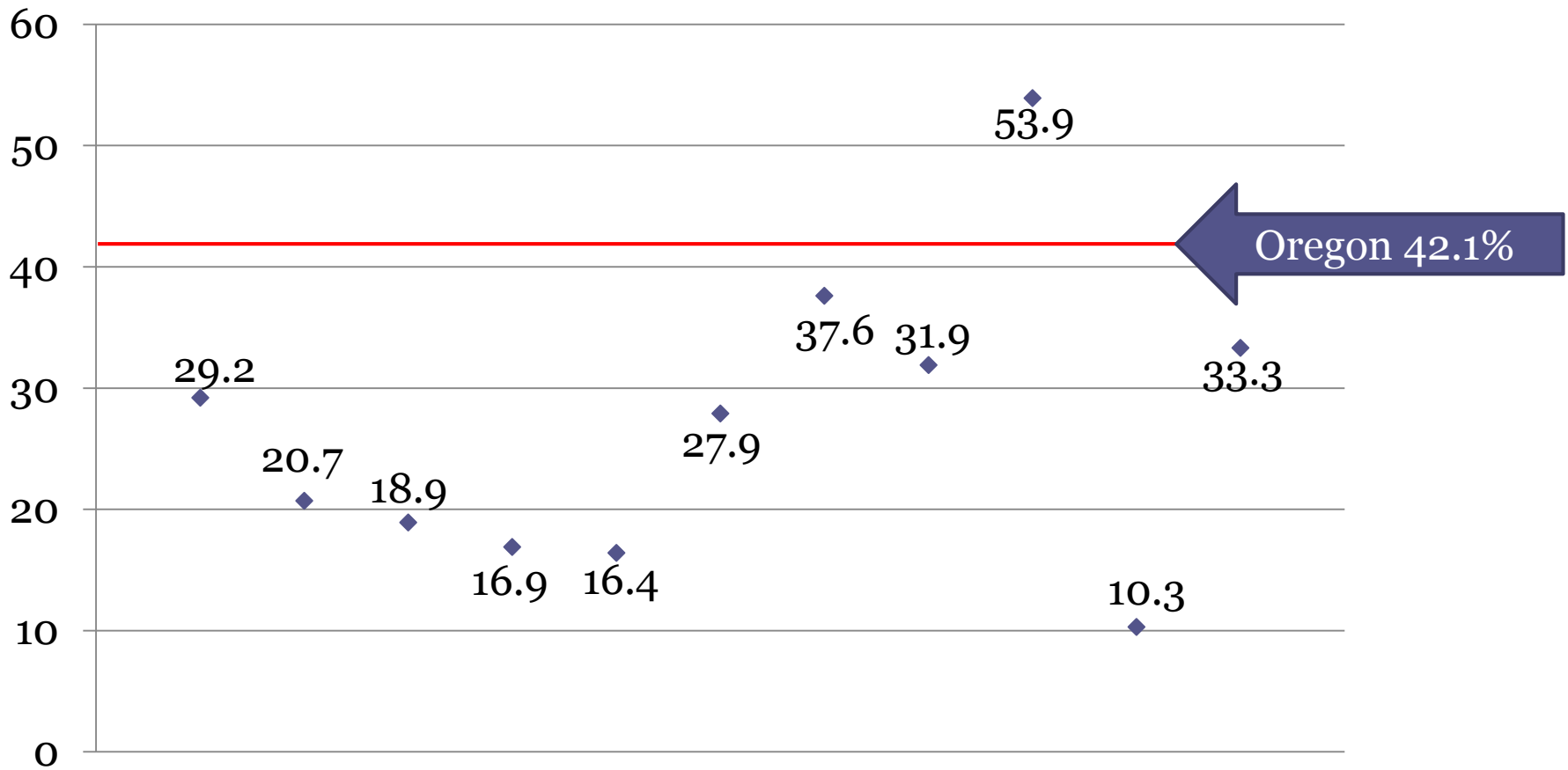
- Insight School of Oregon – Charter Option
 - Crook County SD did not renew the charter school after it's first term. The operators started a new virtual public charter school sponsored by the Mitchell SD named Insight School of Oregon – Painted Hills
- Oregon Connections Academy
 - ORCA terminated its contract with Scio SD and was sponsored by Santiam Canyon SD

Academic Performance: 2014-15 SBAC ELA



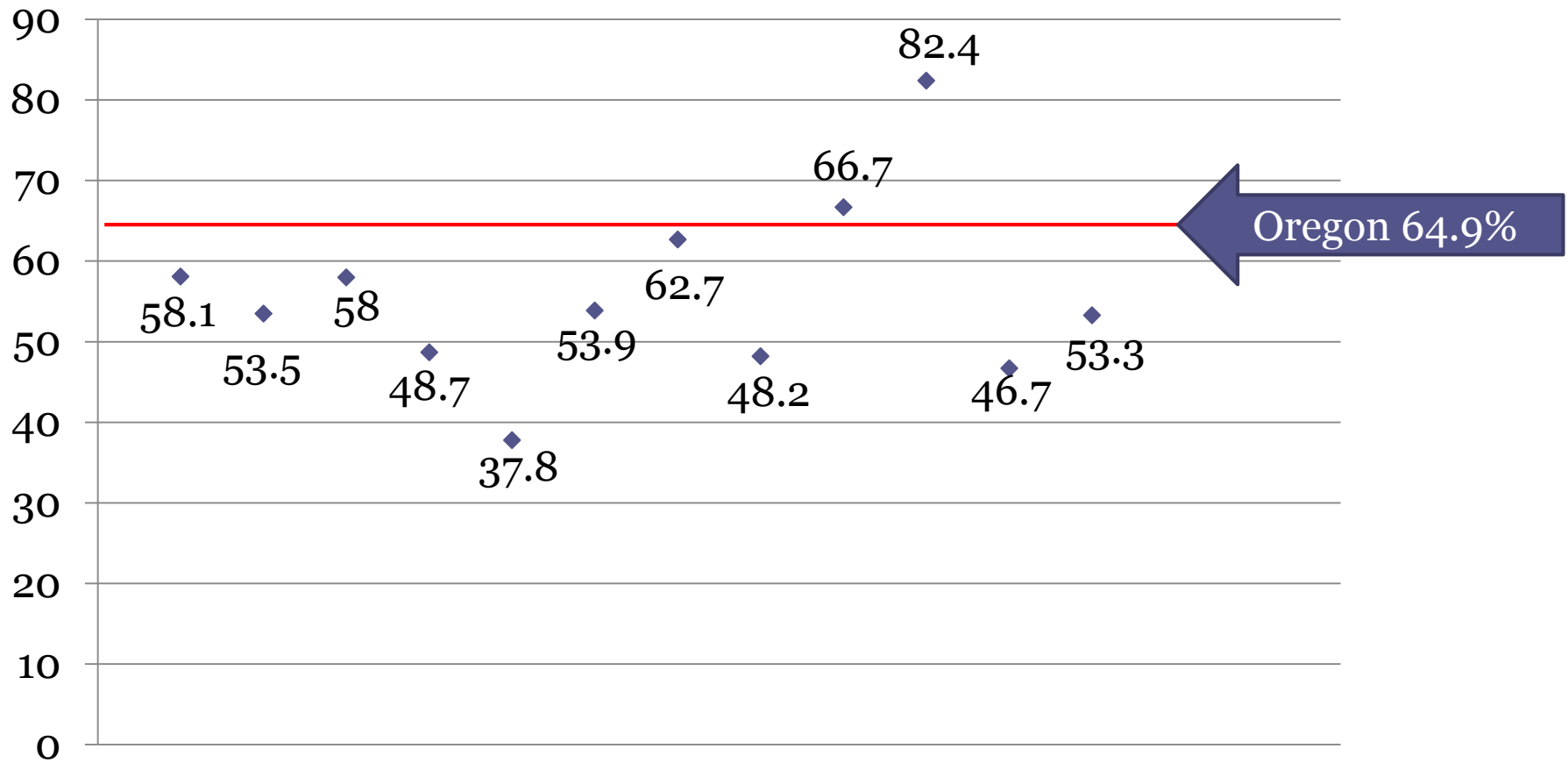
Oregon Virtual Education East & West did not have enough students to report data.

Academic Performance: 2014-15 SBAC MATH



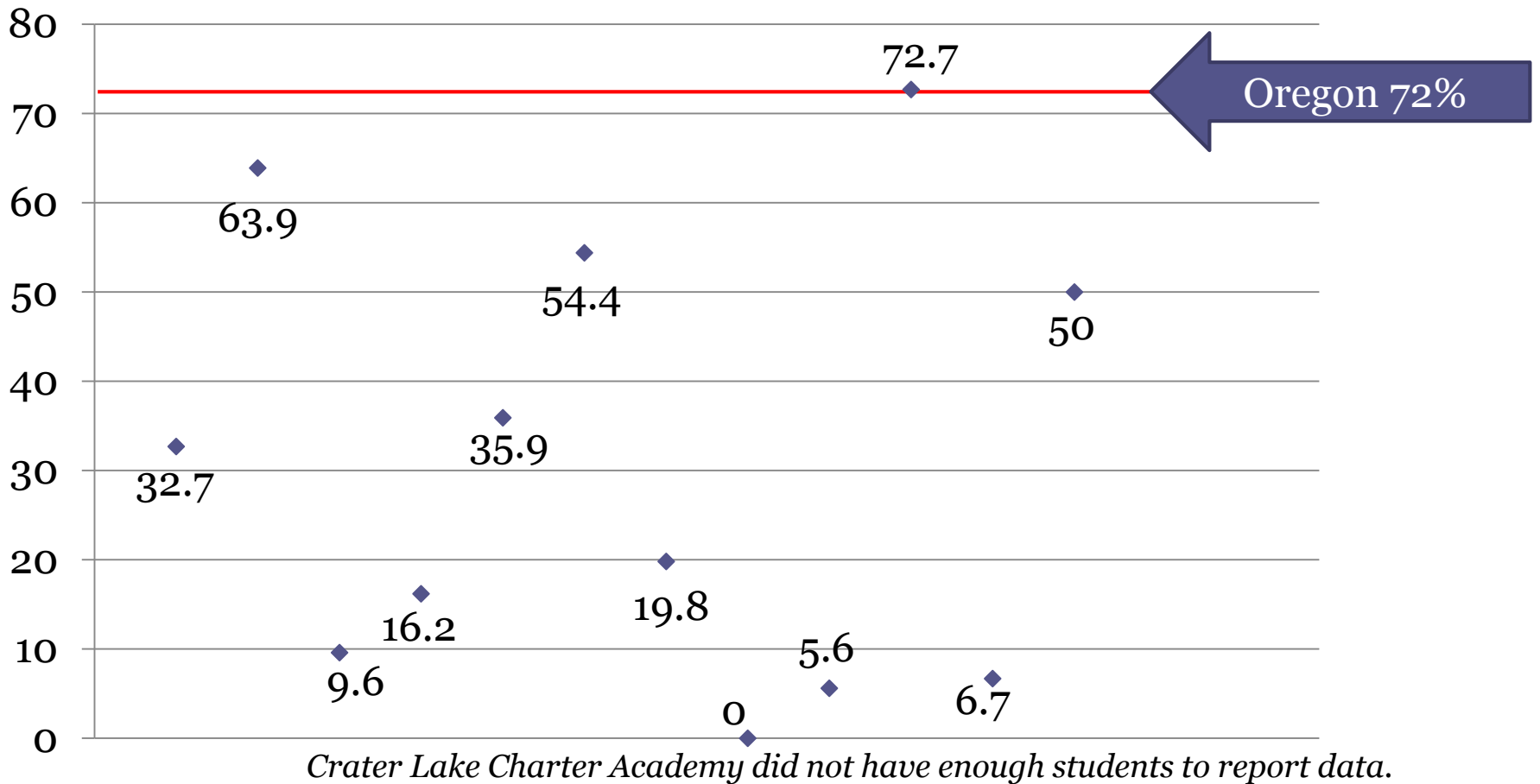
Oregon Virtual Education East & West did not have enough students to report data.

Academic Performance: 2014-15 OAKS SCIENCE



Oregon Virtual Education East did not have enough students to report data.

School Performance: 2014-15 4-Year Graduation Rate



Funding

ORS 338.155 Distributions of State School Fund amounts

A sponsor must contractually establish payment to the public charter school

School District Sponsor

K-8 students = at least 80%

9-12 students = at least 95%

State Board/Higher Ed Sponsor

K-8 students = at least 90%

9-12 students = at least 95%

The payment is a negotiated percentage of the ***Charter Rate***
(the district's general purpose grant divided by the district's current year ADMw)

Funding Percentages 2015-16

| | Charter School | % Negotiated* | SPED | Enrollment | District/Sponsor |
|----|--|---------------|----------|------------|-----------------------|
| 1 | Baker Web Academy | 80 (+15) | District | 730 | Baker SD 5J |
| 2 | Clackamas Web Academy | 80/95 | District | 425 | North Clackamas SD 12 |
| 3 | Crater Lake Academy | 80/95 | District | 244 | Eagle Point SD 9 |
| 4 | Estacada Web Academy (Summit) | 95 (-15) | District | 718 | Estacada SD 108 |
| 5 | Insight School of Oregon-Painted Hills | 90 | Charter | 195 | Mitchell SD |
| 6 | Metro East Web Academy | 80/95 | District | 368 | Gresham-Barlow SD 10J |
| 7 | Oregon Connections Academy | 99 (-3.5-2.6) | Charter | 3,765 | Santiam Canyon SD |
| 8 | Oregon Virtual Academy | 95 (-2.5) | Charter | 1,776 | North Bend SD 13 |
| 9 | Oregon Virtual Education - East | 95** | District | 0 | Sherman County SD |
| 10 | Oregon Virtual Education - West | 95** | District | 49 | Gaston SD 511J |
| 11 | Paisley School | 100 | District | 221 | Paisley SD 11 |
| 12 | Sheridan AllPrep Academy | 80/95 | District | 120 | Sheridan SD 48J |
| 13 | Silvies River Charter School | 80/95 | District | 116 | Frenchglen SD |

*As available in charter contracts on file at ODE

** ORVED is operated by cooperative agreement

8,727 Total 2015-16 Enrollment

CREDO:

Online Charter School Study 2015

This report presents the findings about impacts of online charter enrollment on the academic progress of students.

<https://credo.stanford.edu/pdfs/OnlineCharterStudyFinal2015.pdf>

Contacts

Kate Pattison

Charter School Specialist

Oregon Department of Education

Jan McComb

Legislative Liaison

Oregon Department of Education