

Associated Students of Oregon State University

Oregon State University
Sexual Assault Awareness and Prevention



- **Services Provided to Students:**
 - **Sexual Assault Support Services (SASS)**
 - **ASOSU SafeRide**
 - **Student Health Services, Sexual Assault Nurse Examiner (SANE)**
 - **Counseling and Psychological Services (CAPS)**
 - **Center Against Rape and Domestic Violence (CARDV)**



- **Events:**

- **Sexual Assault Awareness Month**
- **Take Back the Night**
- **Domestic Violence Symposium**
- **Alcohol, Drug, Violence Prevention Curriculum**



- **Newest Addition to OSU:**
 - **The Advocacy Center for Survivors of Sexual Violence**
 - **24 Hour Services**
 - **Collaborative efforts with the Office of Equity and Inclusion**



- **Sexual Assault and Domestic Violence in Corvallis Community**
 - **One in four college women and one in thirteen men will experience an act of completed or attempted rape**
 - **One in three college relationships have a violent component to them**
 - **The most recent reported incident of sexual assault in Corvallis was March 29th, 2015, but only 1 in 20 women actually report cases of sexual assault**
 - **Less than 10% of college students report cases of sexual assault**

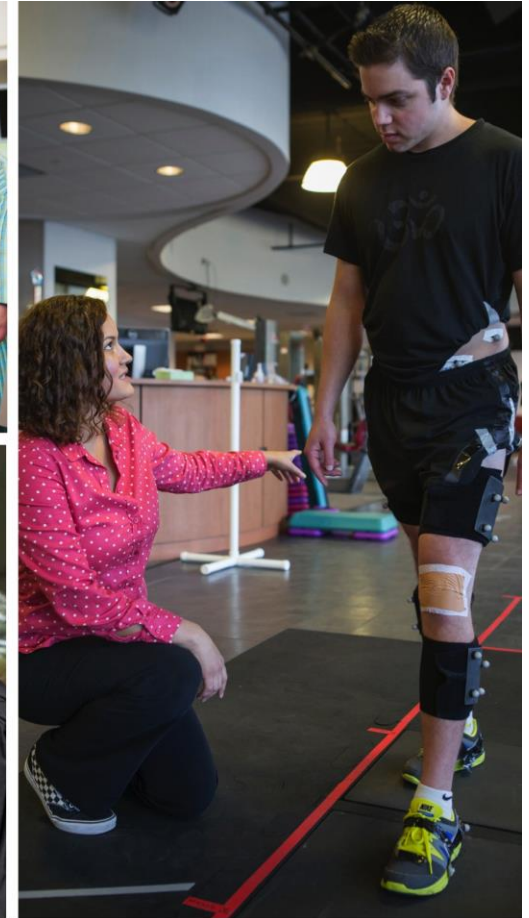


- **What we can improve on:**
 - **Program funding for providing more services while not increasing student fees which will give students better access to recovery services**
 - **Improvement of campus safety utilities such as installing more of the Blue Light Services, 24 hour hotline operations, and Equity and Inclusion services to ensure student's safety**



Associated Students of Cascades Campus

2015-2016 Priorities



On Campus: Enhancement of Diversity Resources

- Furthering student veteran program resources
- Creating a position that will advocate for homeless students
- Promoting and supporting a multicultural environment for our students
- Advocating safe spaces for student who identify with the LGBTQ community and open education for allies.



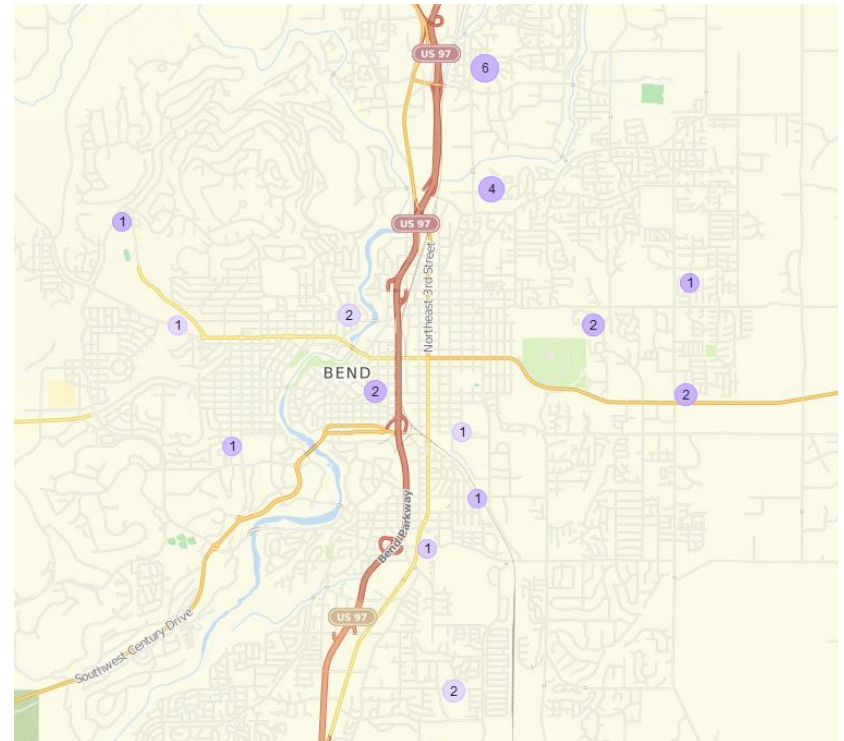
Broader Goals: Sustainability

- Continued partnership with Cascades East Transit to further expand the development of public transportation in Bend and surrounding area.
- Develop alternative transportation infrastructure and options throughout the community.
- Meet with community leaders regarding alternative transportation and clean energy options.
- Extend sustainable living best practice on campus, throughout the community and across the state through OSA.



Broader Goals: Housing Crisis

- Advocate affordable housing in Bend and Central Oregon
- Encourage the development of the Eastside of Bend
- Active participation in community committees regarding UGB and affordable living.





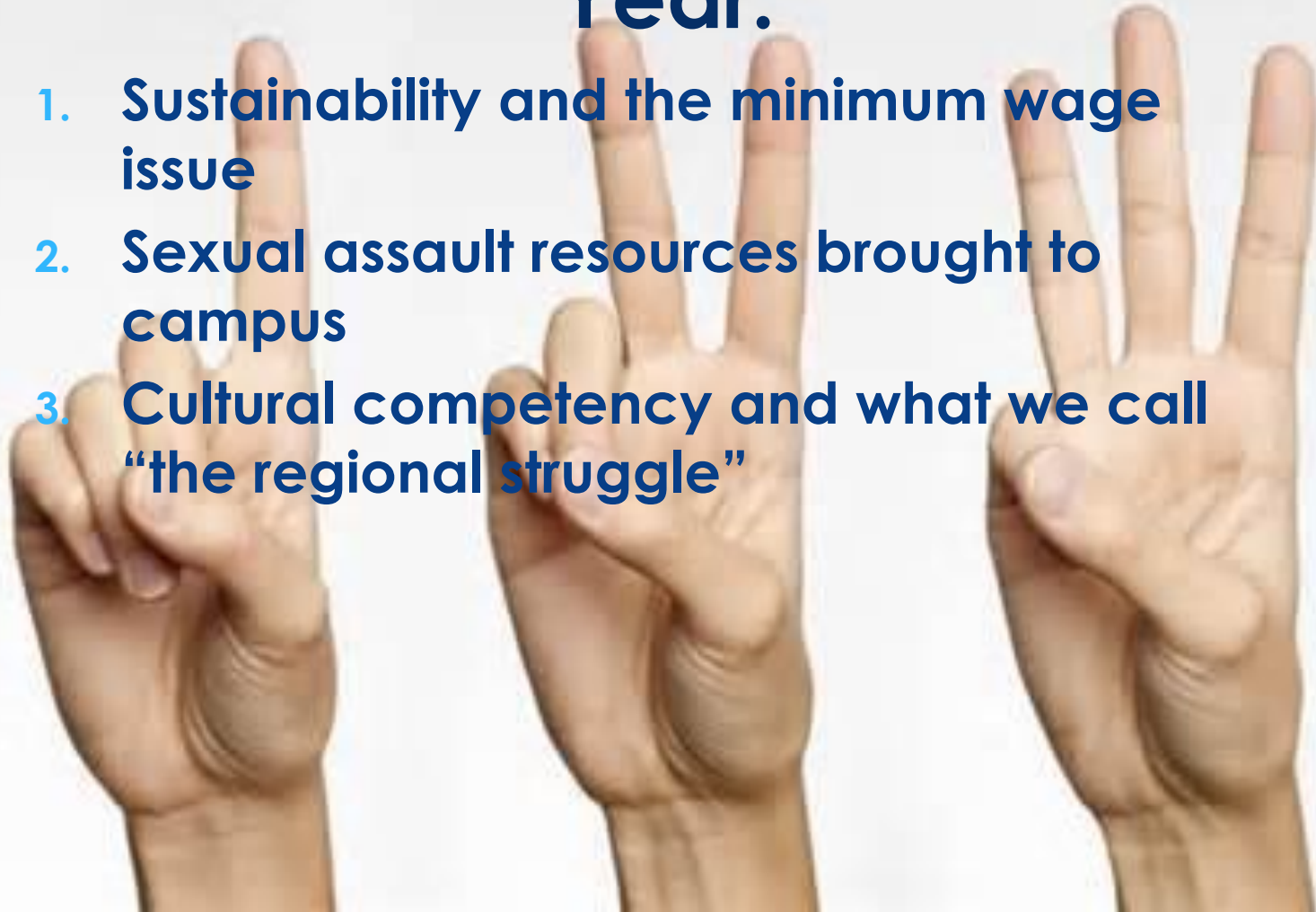
**Associated
Students of
Eastern Oregon
University:
President-elect
and Director of
Political Affairs**

2015-16

**Focal Points &
Agenda**

Priorities for the Upcoming Year:

1. Sustainability and the minimum wage issue
2. Sexual assault resources brought to campus
3. Cultural competency and what we call “the regional struggle”



Sustainability at EOU:

- Why is this relevant?
Cuts made to various programs and budgetary funding issues
- The minimum wage debate could potentially result in a loss of on-campus jobs for students
- Finding solutions for budgetary shortcomings is a must in order to benefit students at Eastern





Sexual Assault Resources On Campus:

- The White House estimates that 1 in 5 women is sexually assaulted while in college. Fewer men, too, are victimized.
- There is no current on campus or nearby resource for this issue other than the student health center
- Spoke with Senator Hansell and Representative Smith about the possibility of getting a resource center on campus
- Bills going through legislation prove this is a universal hazard for schools and that protocols should be met

Cultural Competency and “The Regional Struggle”

- Isolation on this side of the state, as far as location leads to many strains felt by the student body
- Need to support and advocate for the multicultural/LGBTQ community, especially considering our conservative environment
- Resources for ALL students despite our rural location





We thank you for your time!



**BEEP!
BEEP!**

Presenters:

Lina deMorais (Legislative Affairs)

Michaela Martin (Lebanon
Coordinator)

Chelsey Mick (Clubs & Engagement)

FOUNDED IN
1967
**SHORT DRIVE TO SKIING,
THE BIG CITY OR THE BEACH!**

OVER **35** STUDENT
CLUBS AND GROUPS

AVERAGE STUDENT
TO FACULTY RATIO: **20:1**

MASCOT: **THE ROADRUNNER** COLORS: **BLUE & GOLD**

Linn-Benton
COMMUNITY COLLEGE

104-ACRE CAMPUS PLUS THREE COMMUNITY
CENTERS AND COUNTLESS CLASS LOCATIONS

FREE PARKING **FREE WIFI!** **FREE WIFI!** **FREE WIFI!**

STUDENT BREAKDOWN:
58% FEMALE • 42% MALE

ON-CAMPUS
RESTAURANT,
COFFEE SHOP
AND
CAFETERIA

**SMALLER
CLASSES**
PERSONAL
ATTENTION

CARING
TEACHERS

THE
CAFETERIA
SERVES
WOOD-FIRED
PIZZA!

GET STARTED...



TOPICS

- **Open Education Resources**
- **Student Parents**
- **Students with Mental Illness**

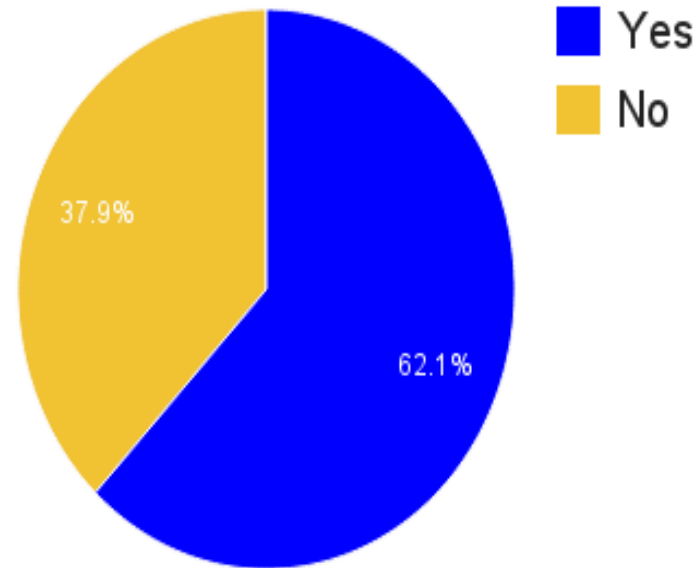
EXPECT UNFINISHED BUSINESS.



Open Education Resources

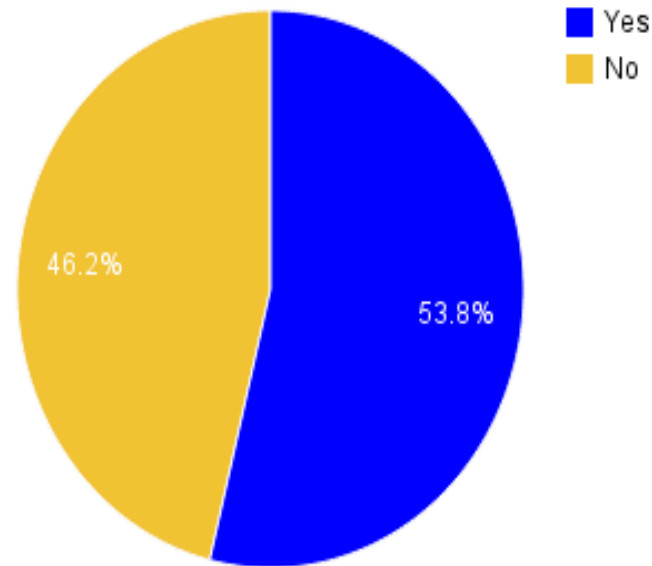
Open Education Resources

Do students choose NOT to buy required materials for their classes because of the cost?

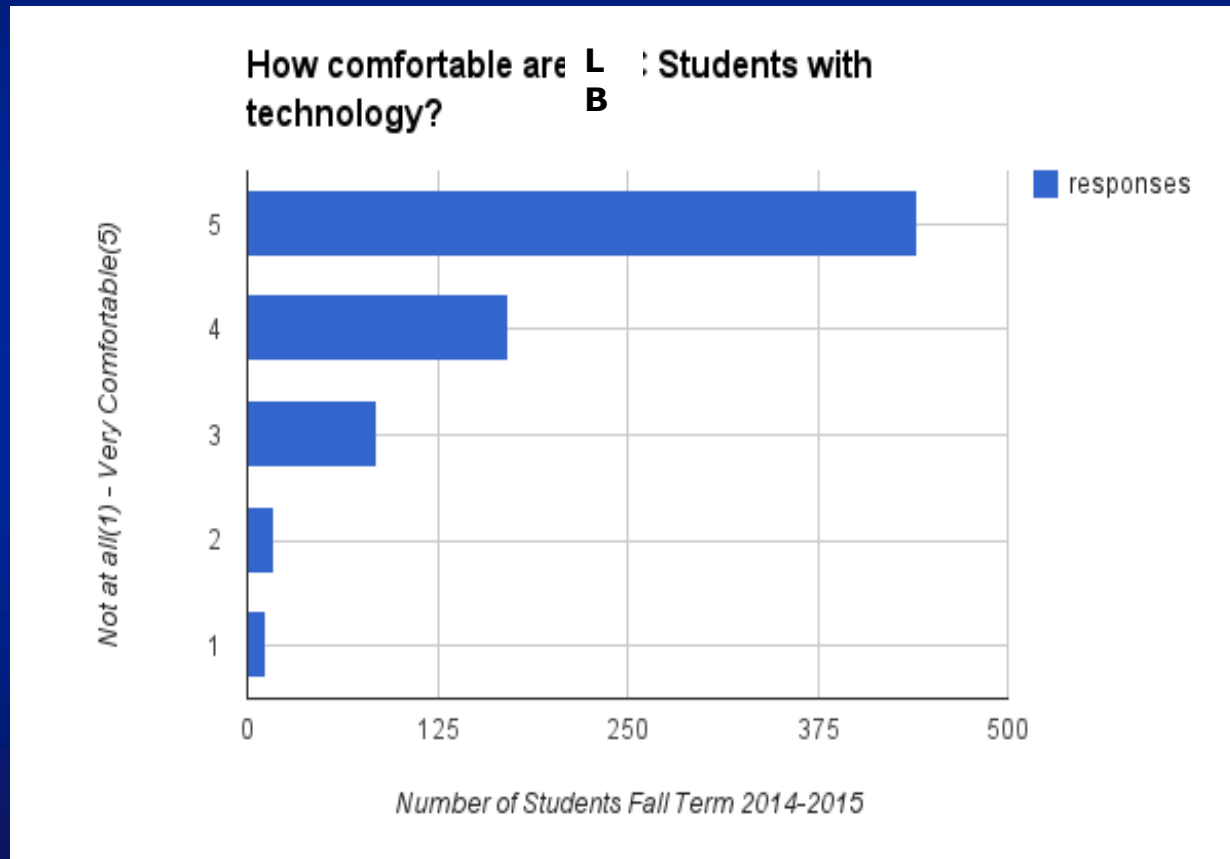


Open Education Resources

Is Enrollment Affected by the Cost of Required Materials?

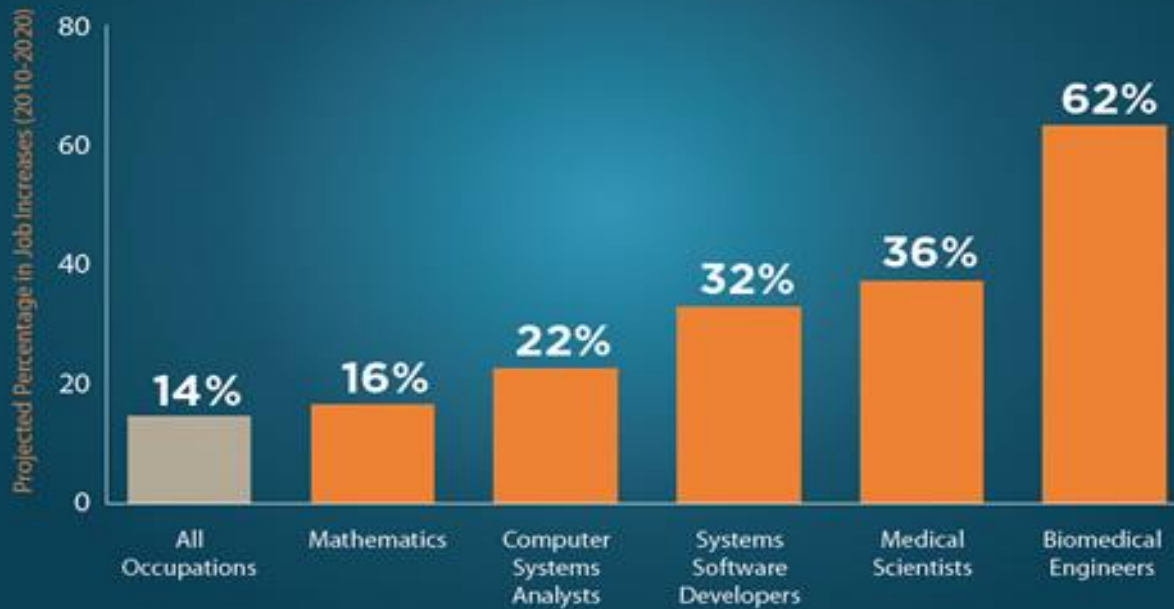


Open Education Resources



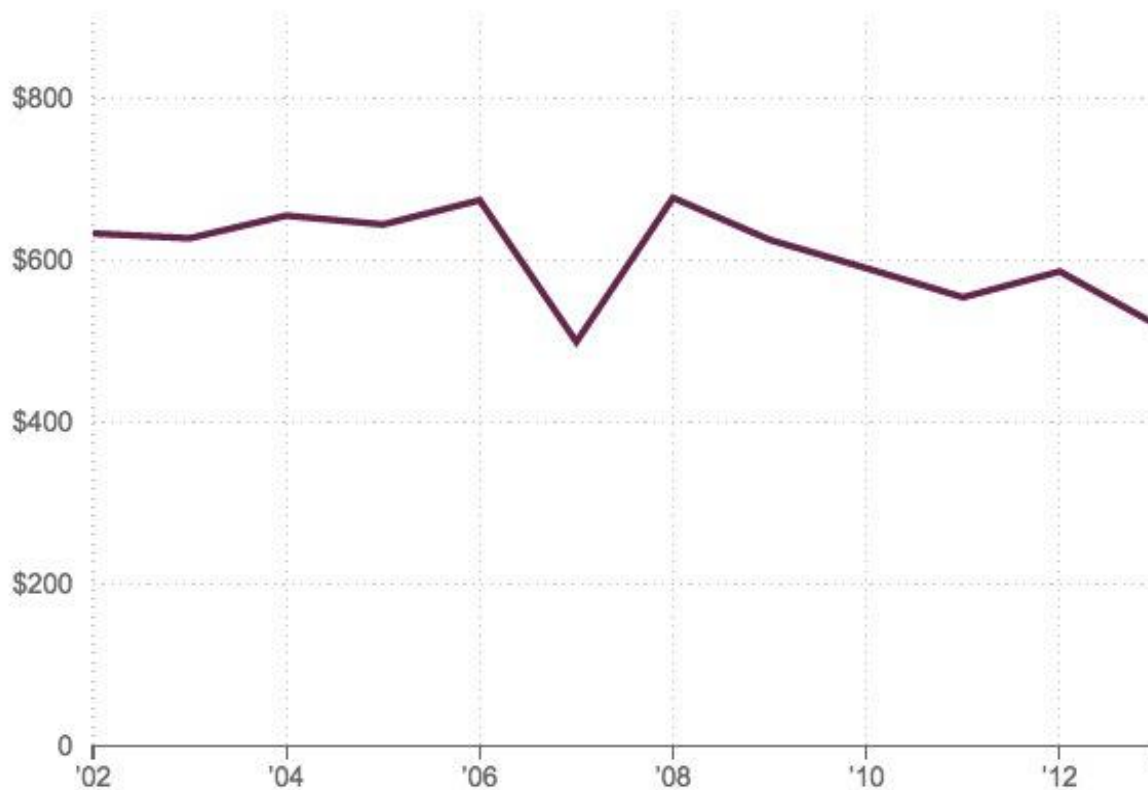
Open Education Resources

PROJECTED PERCENTAGE INCREASES IN STEM JOBS: 2010-2020



Open Education Resources

Average Amount Students Spend On Textbooks, By Year



Source: Student Monitor
Credit: Quoc Trung Bui/NPR



Student Parents

Student Parents

- Limited data on how many student parents there are in the state.
- National rate of student parents 25%, or roughly 4 million students.

Student Parents

- **Our campus (LBCC) has NO data on student parents.**
- **Central Oregon Community College (COCC) was found 30% of their students to have dependent children.**

Student Parents

- COCC created taskforce to address the needs of student care providers on campus.
- They found that student care providers have a much lower graduation and that students found the main barrier to be child care.

Student Parents

- **Nationally it is shown that 53% of students will leave school without a degree.**

53%

Student Parents

- **This greatly impacts many demographics.**
 - **38% of African American students are student parents.**
 - **27% of Native Americans Students**
 - **25% of Latino Students**

Student Parents

The average cost of childcare for preschool-age children in a Bend childcare center would be \$2,070/term (Deschutes County Children and Families Commission, 2011). If the College contributed 50% of that amount, that would cost \$100,000 to serve 75 students/year. Perhaps not all students would need full-time childcare, but many students in Allied Health or other professional/technical programs would.

Student Parents

Pell Grant	\$5,550
Supplemental Educational Opportunity Grant	\$600
Federal Subsidized Loan	\$3,500
Federal Unsubsidized Loan	\$6,000
Total Aid for Academic Year	\$15,650
Per Term Aid	\$5,217
Less Tuition/Fees/Books	-\$1,556
Per Term Living Expenses	\$3,661

Student Parents

What can we do?

Student Parents

COCC child care task force came up with 6 options.

- Option 1 – Maintain the current policy.
- Option 2 – Make a childcare resources brochure available to students and staff.
- Option 3 – Curriculum Support: encourage appropriate faculty to include issues specific to childcare in existing classes.
- Option 4 – Workshop Support: encourage appropriate staff to include issues specific to childcare in workshop format.
- Option 5 – Provide financial assistance for childcare services.
- Option 6 – Develop a childcare facility on campus for students and staff.

Student Parents

What is LBCC doing?

Onsite Childcare Facility Prototype

Modeled after a similar program at OSU-Corvallis, this onsite facility would allow for the care of 8-12 children and would be run during special events, off-hours, and weekends. Parents would sign a waiver at each visit, agree to stay in a designated facility, and answer a provided pager. The care provided would not include diaper changing, bathroom breaks, meals, medications, or snacks as outlined in State regulations for this type of childcare facility. Parents would be contacted to provide this care. The maximum drop-off time would be three hours.



Students with Mental Illness

Students With Mental Illness

● Survey Results for LBCC Students

(Spring 2013)

- Within the last 12 months:
 - 32.8% diagnosed or treated for mental illness
 - 75.9% reported traumatizing or very difficult situations
 - 54.1% felt “overwhelming anxiety”
 - 41.6% felt “so depressed it was difficult to function”

Students With Mental Illness

● Survey Results for LBCC Students

(Spring 2013)

Only 7.7% have received mental health services from their college's Counseling or Health services

Students With Mental Illness

● Our Solution:



Students With Mental Illness



- **Mental Health First Aid USA® is an, 8-hour in-person training designed for anyone to learn about mental illnesses and addictions, including risk factors and warning signs.**
- **It is a low-cost, high-impact, evidence based program that emphasizes the concept of neighbors helping neighbors.**

Students With Mental Illness

- In the 2013-2014 legislative session,

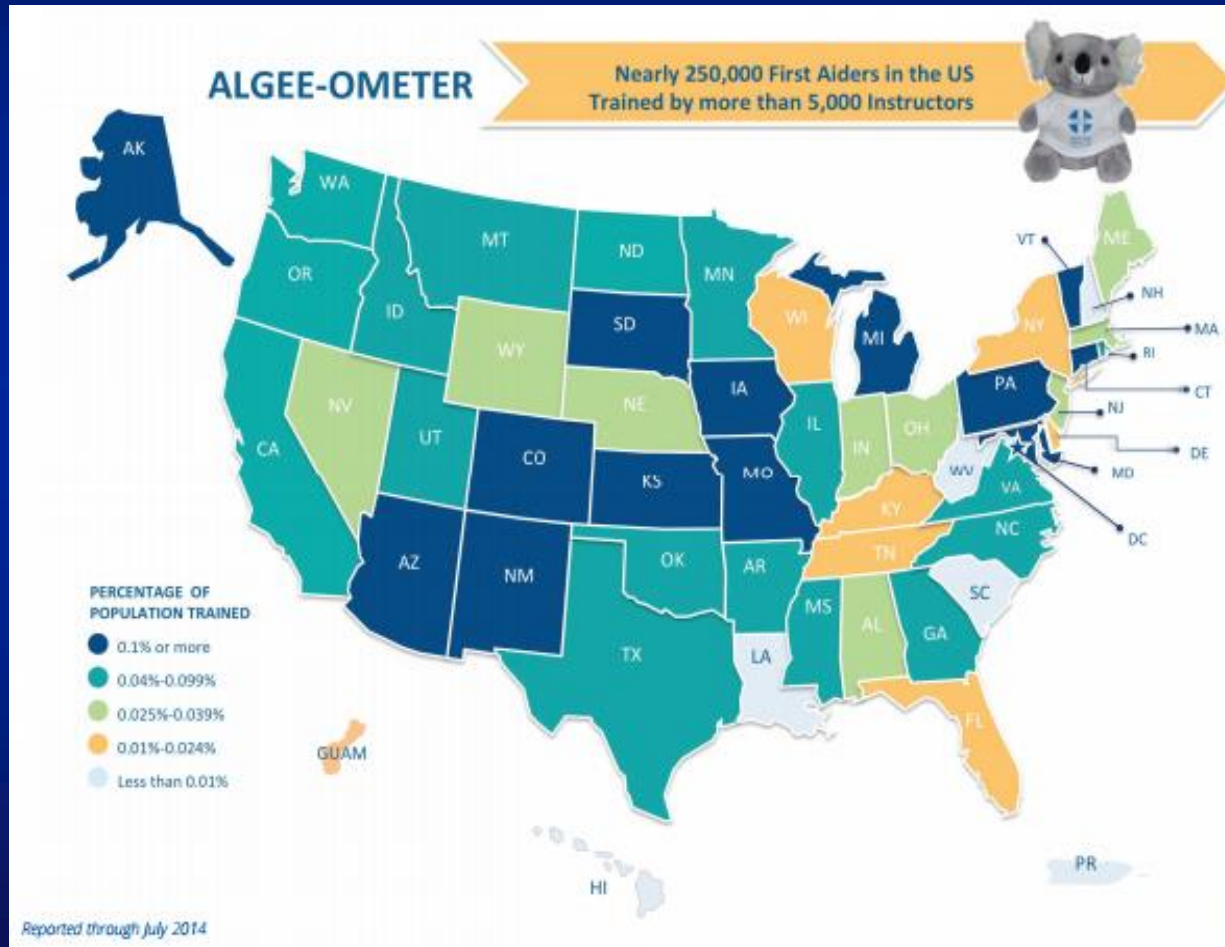
21 states

passed legislation or initiated executive programs related to Mental Health First Aid

Oregon was NOT one of them

Source: http://www.mentalhealthfirstaid.org/cs/wp-content/uploads/2014/08/MHFA_Policy-Toolkit_TrackingChart-FINAL.pdf

Students With Mental Illness



Source: http://www.mentalhealthfirstaid.org/cs/wp-content/uploads/2014/08/Policy-Toolkit_ExSummary-FINAL.pdf

Students With Mental Illness

- **2014 Policy Toolkit**

- **Strategies for Success**

- **Model Language**

- **Talking Points**

- **Focal Areas for Policy Development**

- **Overview of Enacted Leg. Models**

Students With Mental Illness

- **2014 Policy Toolkit**

- **Beneficial Legislative Models**

- **E.g:**

- **Colorado HB 1248;**

- **Washington HB 1336;**

- **Illinois HB 1339;**

- **Texas SB 955 & SB 460**

Students With Mental Illness



Thank You For Listening



All source materials available upon request.



Lane Community College

Textbook Affordability at LCC

The Issue:

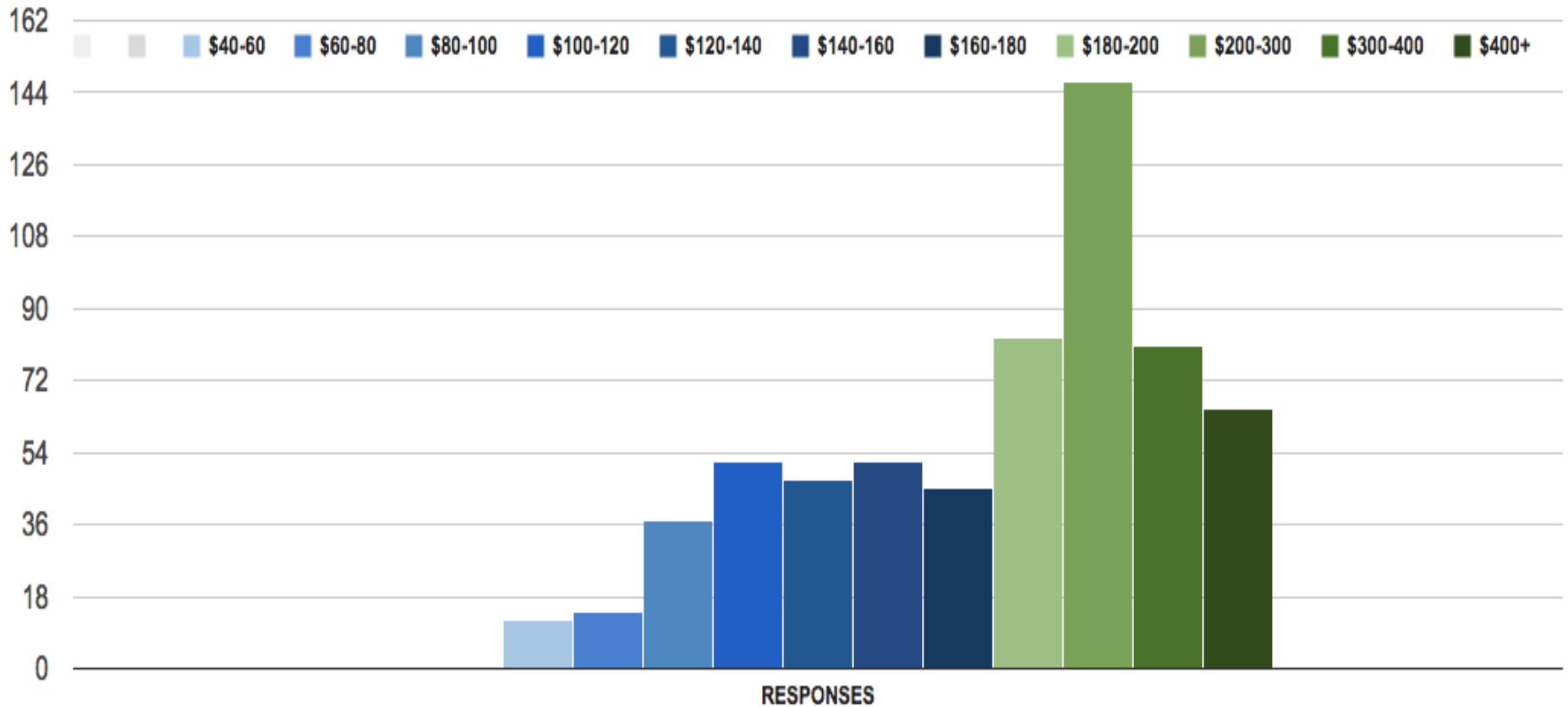
Textbooks are expensive and numerous editions limit their utility, drastically increasing the cost of a student's education at community colleges.

LCC OER FALL 2014 SURVEY

Lane Community College, Main Campus, Fall 2014

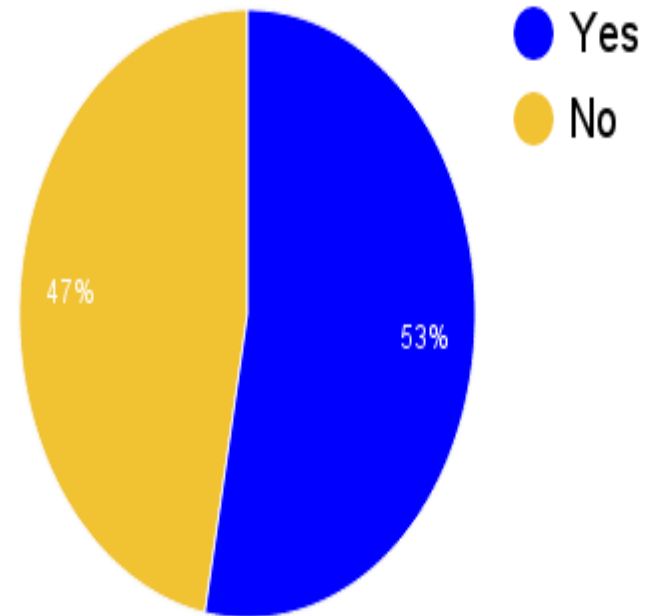
- 788 students were surveyed via clipboard by the student government and OSPIRG.
- The purpose of this survey was to stimulate a conversation which could result in more classes that utilize Open Educational Resources to address affordability beyond tuition.
- Number of OER classes Lane offers: 40

Cost of Textbooks for Students at LCC Each Term



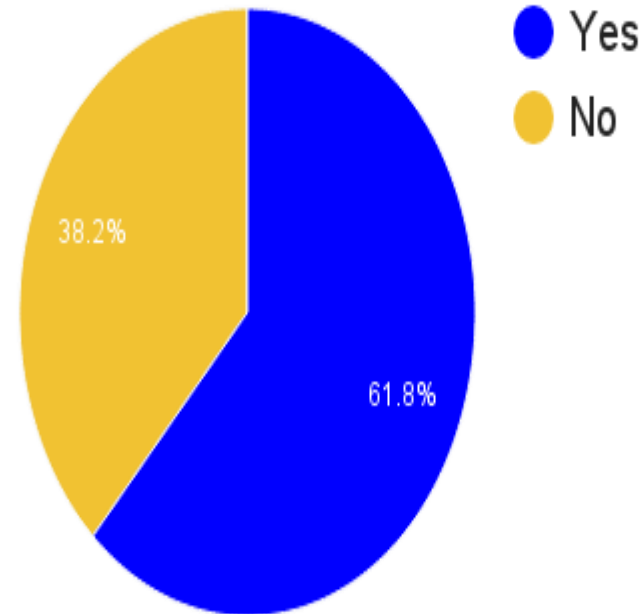
Money Students Spend on Textbooks and Required Materials Each Term

Is Enrollment Affected by the Cost of Required Materials?




Textbook costs affect enrollment decisions

Do students choose NOT to buy required materials for their classes because of the cost?



Percentage of Students who said they opted out of purchasing course materials due to cost.

OUR SOLUTION



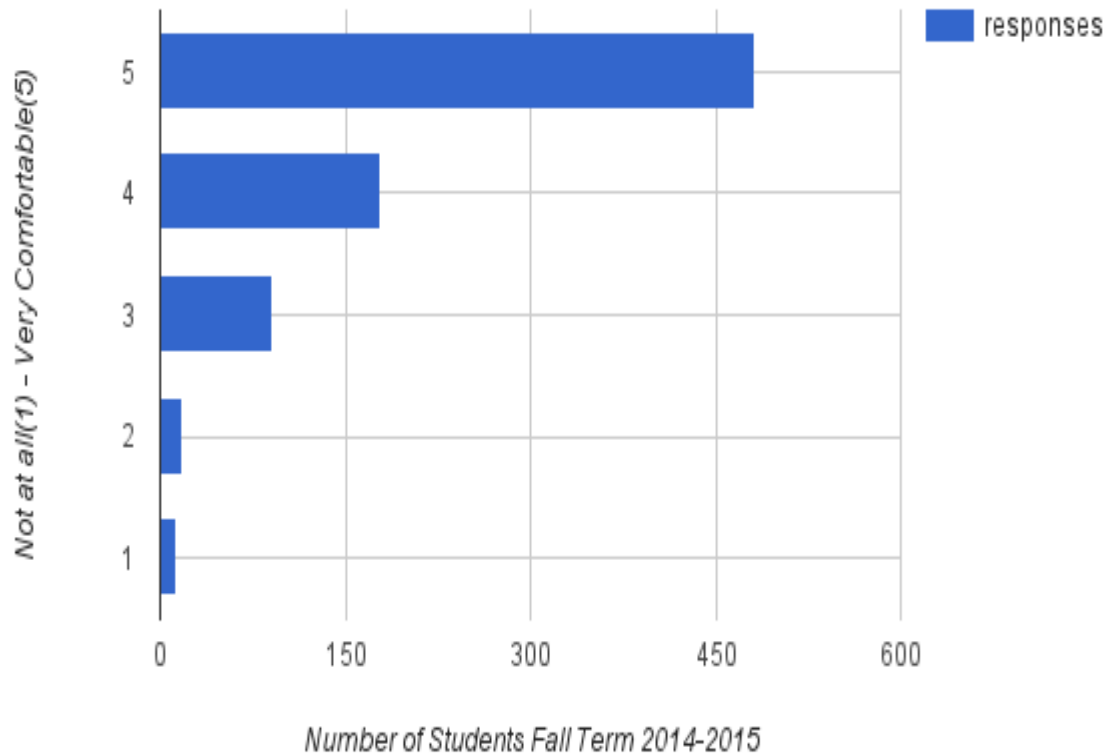
Open
Educational
Resources



Significance of the OER movement at LCC

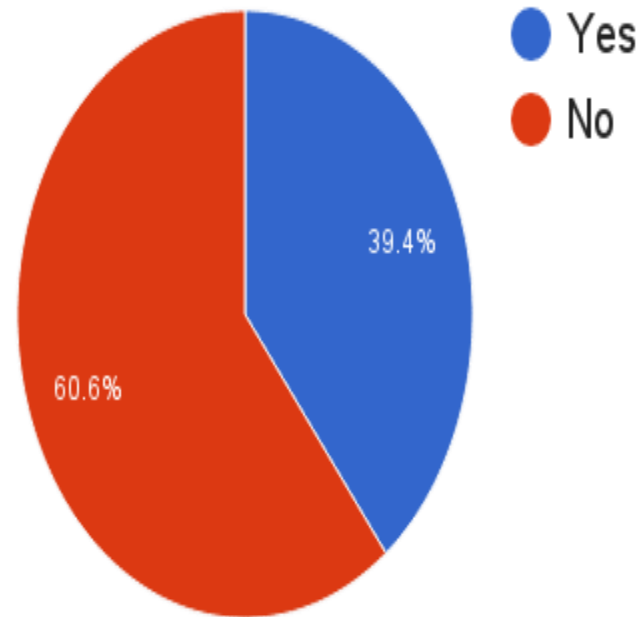
- Could save \$1,000 or more per student annually, reversing the last 5 years of tuition increases
- Customizable to ADA needs
- Expands LCC's sustainability mission

How comfortable are LCC Students with technology?



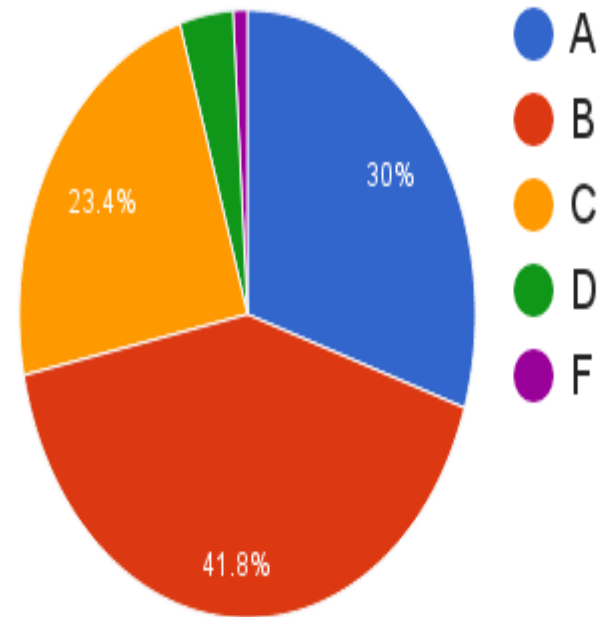
This type of tech adaption is sensible even with our diverse demographics

Students that **HAVE** participated in a course that offered all free and online materials



Presence of OERs at Lane

Quality of Free and Online Classroom Materials



Student's perception of OER materials

Update from Student Leadership: Portland State University

Marcus Sis

Undergraduate Student, Economics









PORTLAND
STATE
UNIVERSITY

Figures

Portland State:

Average Debt per student: >\$26K

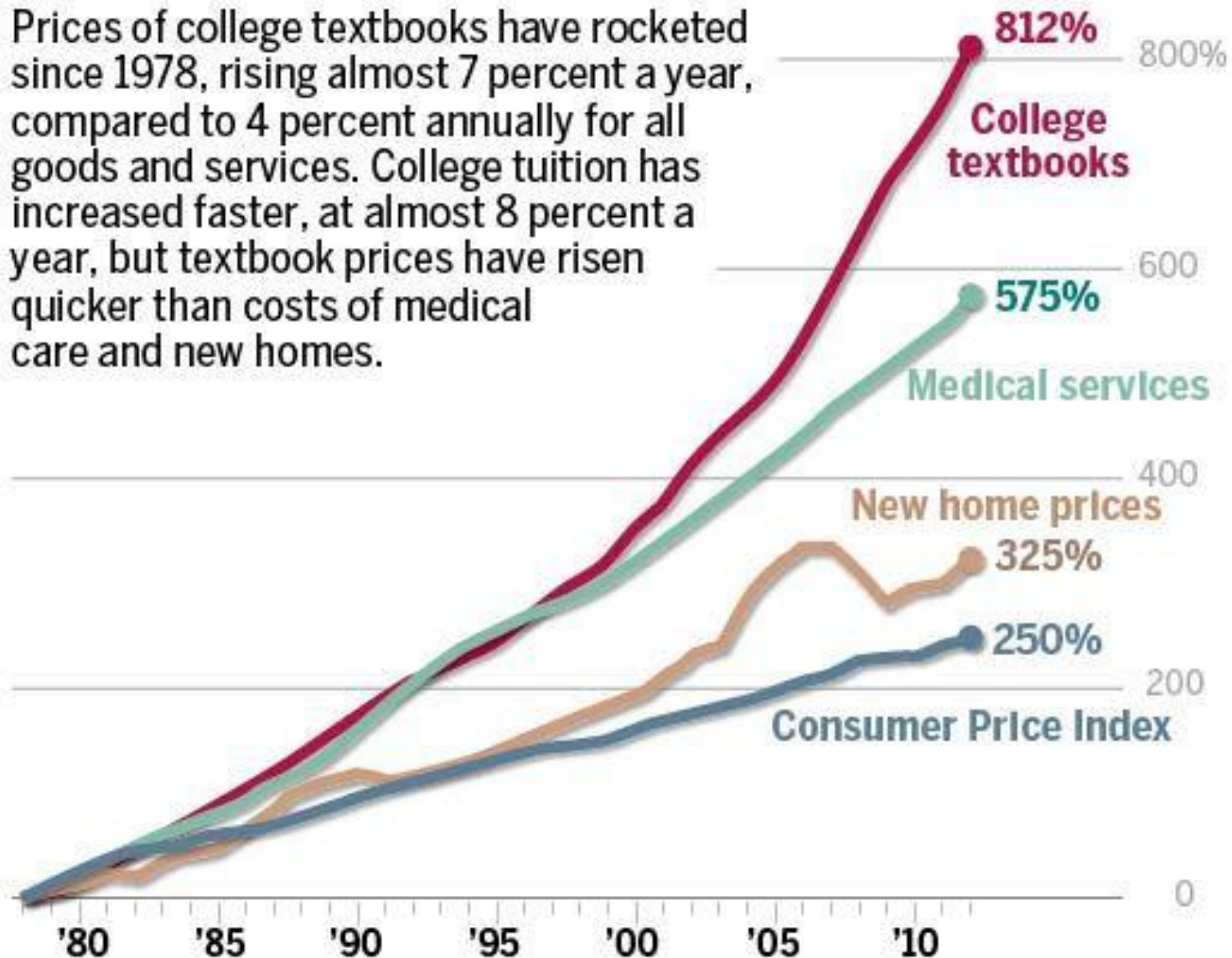
Total student debt (2013): >\$150 million

Statewide:

\$1.34 billion in student loans (2013-14)

Textbook prices

Prices of college textbooks have rocketed since 1978, rising almost 7 percent a year, compared to 4 percent annually for all goods and services. College tuition has increased faster, at almost 8 percent a year, but textbook prices have risen quicker than costs of medical care and new homes.



Source: Carpe Diem blog, BLS, Census Bureau

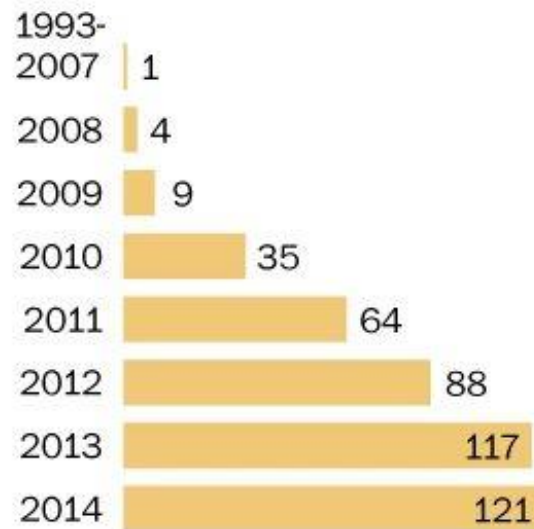
DAN AGUAYO/STAFF



Growth in college food banks

The number of food pantries on college campuses has increased rapidly in the past six years — especially at colleges with a lot of low-income or first-generation students.

Number of college campuses that have started food banks after consulting with MSUSFB



Source: Michigan State University
Student Food Bank

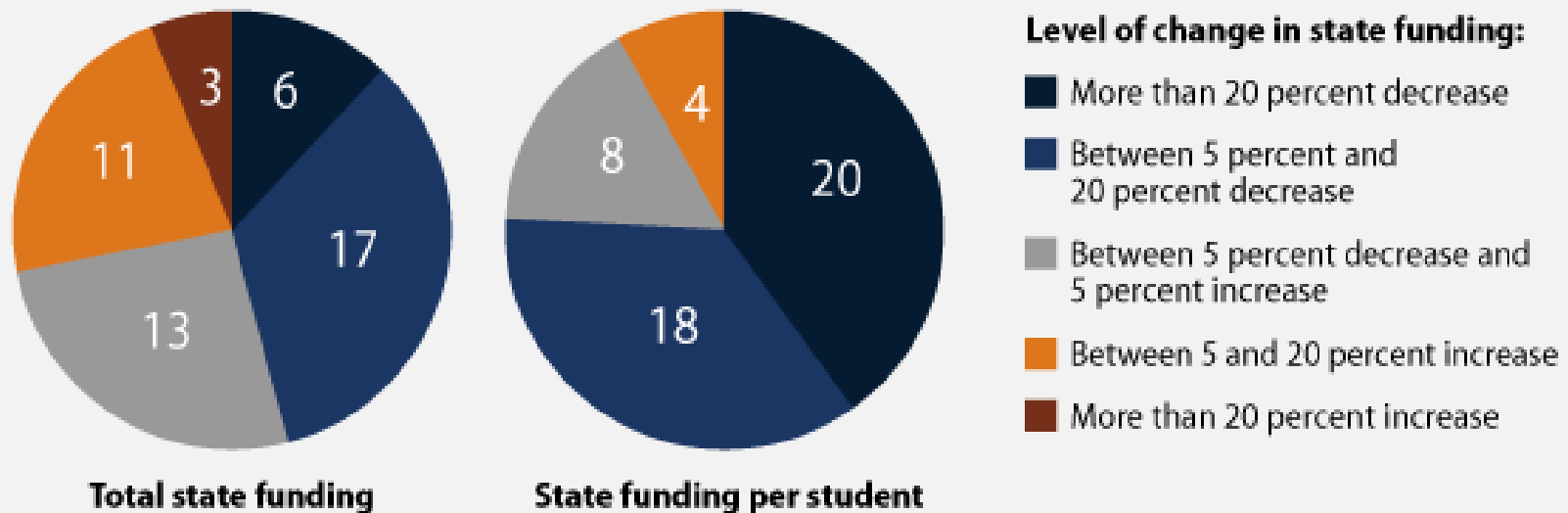
The Washington Post

State Disinvestment in Higher Education

FIGURE 1

Number of states that have increased or decreased funding to public colleges

Level of funding change to total state funding and state funding per student to public colleges, FY 2008–FY 2012 in constant 2012 dollars

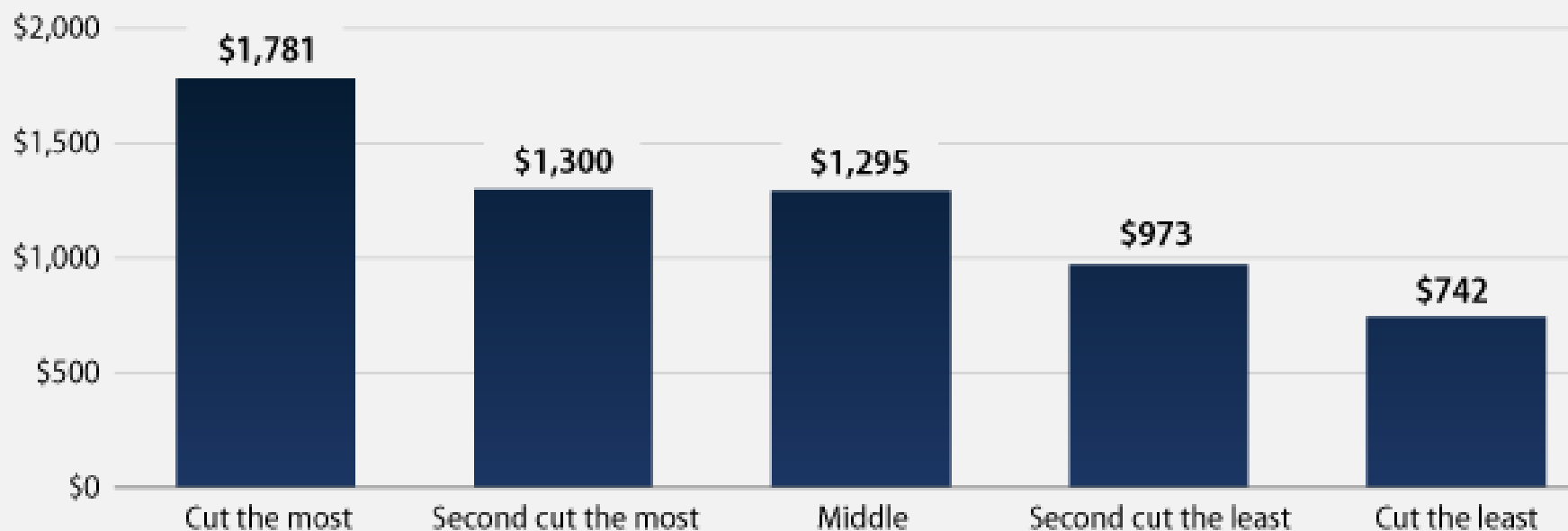


Source: CAP analysis of U.S. Department of Education, "Integrated Postsecondary Education Data System," available at <http://nces.ed.gov/ipeds/datacenter> (last accessed August 2014).

FIGURE 3

Median student-loan borrowing increased the most in states that disinvested the most

Change in federal student-loan borrowing per student by level of state disinvestment in higher education, FY 2008 to FY 2012 in constant 2012 dollars



Source: CAP analysis of U.S. Department of Education Office Federal Student Aid Title IV Program Volume Reports, available at <https://studentaid.ed.gov/about/data-center/student/title-iv> (accessed November 2014); National Center for Education Statistics, "Integrated Postsecondary Education Data System," available at <http://nces.ed.gov/ipeds/> (last accessed November 2014).

How Will Oregon Respond?



Thank You



Higher Education Accessibility

Tuition Affordability

Sexual Assault Prevention

Marginalized Communities

Physical Accessibility

Tuition Affordability

- Students being priced out
- Kicker funds
- Higher education model of expanding administration and increasing their salaries

Sexual Assault Prevention

- Increasing funding to programs and positions which work to prevent sexual assault
- Reforming response policies to ensure the utmost support for survivors
- Improving awareness and access to prevention and education resources

Marginalized Communities

- Different, more difficult, academic and social experience
- Expand resources and scholarships
- Scholarships and courses offered at the UO

Physical Accessibility

- Survey @ OSU → funds to conduct at all schools
- Visible vs Invisible disabilities
- Holistic approach to student aid
- Trans-inclusive structures
- Student workers
- Protective policies

Thank you!

President - Helena Schlegel,

asuopres@uoregon.edu

External VP - Francisco, asuoevp@uoregon.edu

Internal VP - Claire, asuoivp@uoregon.edu

Financial Director - Shawn, asuofin@uoregon.edu

Director of Staff - Casey, asuocos@uoregon.edu

