

# RENTAL AFFORDABILITY

## BY INCOME LEVEL

**HOUSEHOLD:**  
3-Person Extremely Low  
Income (30% MFI)

**INCOME:** \$20,090

**MAX. MONTHLY RENT:** \$502

**HOUSEHOLDS BELOW  
THIS INCOME LEVEL:** 15%

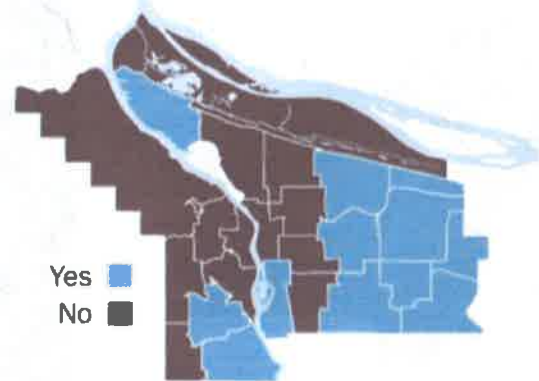


**HOUSEHOLD:**  
3-Person Low Income  
(60% MFI)

**INCOME:** \$39,720

**MAX. MONTHLY RENT:** \$993

**HOUSEHOLDS BELOW THIS  
INCOME LEVEL:** 33%

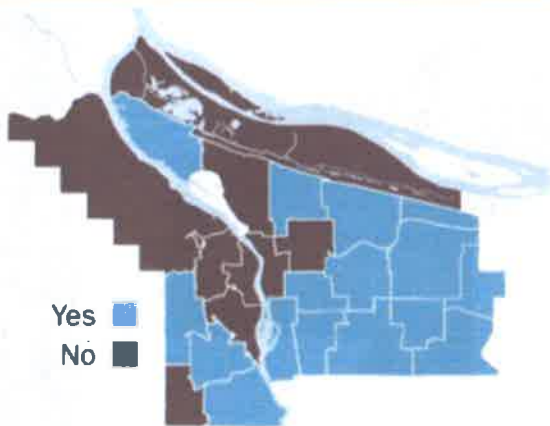


**HOUSEHOLD:**  
3-Person Moderate  
Income (80% MFI)

**INCOME:** \$52,950

**MAX. MONTHLY RENT:**  
\$1,323

**HOUSEHOLDS BELOW  
THIS INCOME LEVEL:** 44%



### PORTLAND RENTS

Studio  
(\$545 – \$1,260)

1-Bedroom  
(\$685 – \$1,458)

2-Bedroom  
(\$824 – \$2,335)

3-Bedroom  
(\$840 – \$2,765)

DOWNLOAD THE FULL REPORT  
[portlandoregon.gov/PHB](http://portlandoregon.gov/PHB)

*Note: rental affordability estimates  
reflect 2-bedroom units.*



**PORTLAND HOUSING BUREAU**  
Dan Saltzman, Commissioner

# RENTAL AFFORDABILITY

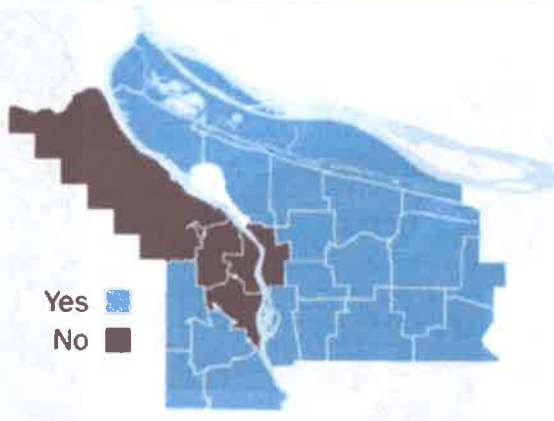
## BY RACE AND ETHNICITY

**HOUSEHOLD:**  
AVERAGE WHITE  
HOUSEHOLD

**INCOME:** \$59,758

**MAX. MONTHLY RENT:**  
\$1,494

**PERCENTAGE OF  
HOUSEHOLDS:** 80%



**HOUSEHOLD:**  
AVERAGE BLACK  
HOUSEHOLD

**INCOME:** \$27,923

**MAX. MONTHLY RENT:** \$698

**PERCENTAGE OF  
HOUSEHOLDS:** 5%

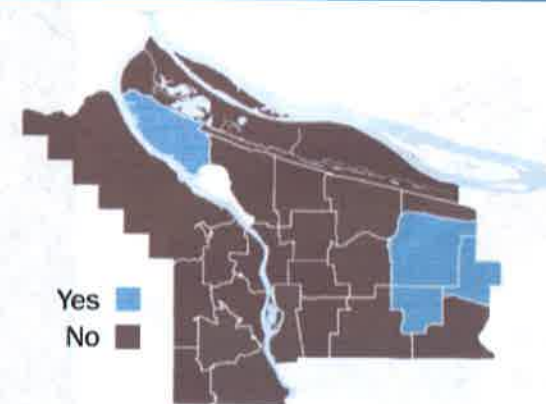


**HOUSEHOLD:**  
AVERAGE LATINO  
HOUSEHOLD

**INCOME:** \$35,108

**MAX. MONTHLY RENT:** \$877

**PERCENTAGE OF  
HOUSEHOLDS:** 10%



### PORTLAND RENTS

Studio  
(\$545 – \$1,260)

1-Bedroom  
(\$685 – \$1,458)

2-Bedroom  
(\$824 – \$2,335)

3-Bedroom  
(\$840 – \$2,765)

DOWNLOAD THE FULL REPORT  
[portlandoregon.gov/PHB](http://portlandoregon.gov/PHB)

*Note: rental affordability estimates  
reflect 2-bedroom units.*



**PORTLAND HOUSING BUREAU**  
Dan Saltzman, Commissioner