

# Oregon Long Term Care Services & Supports

Phil Bentley, JD

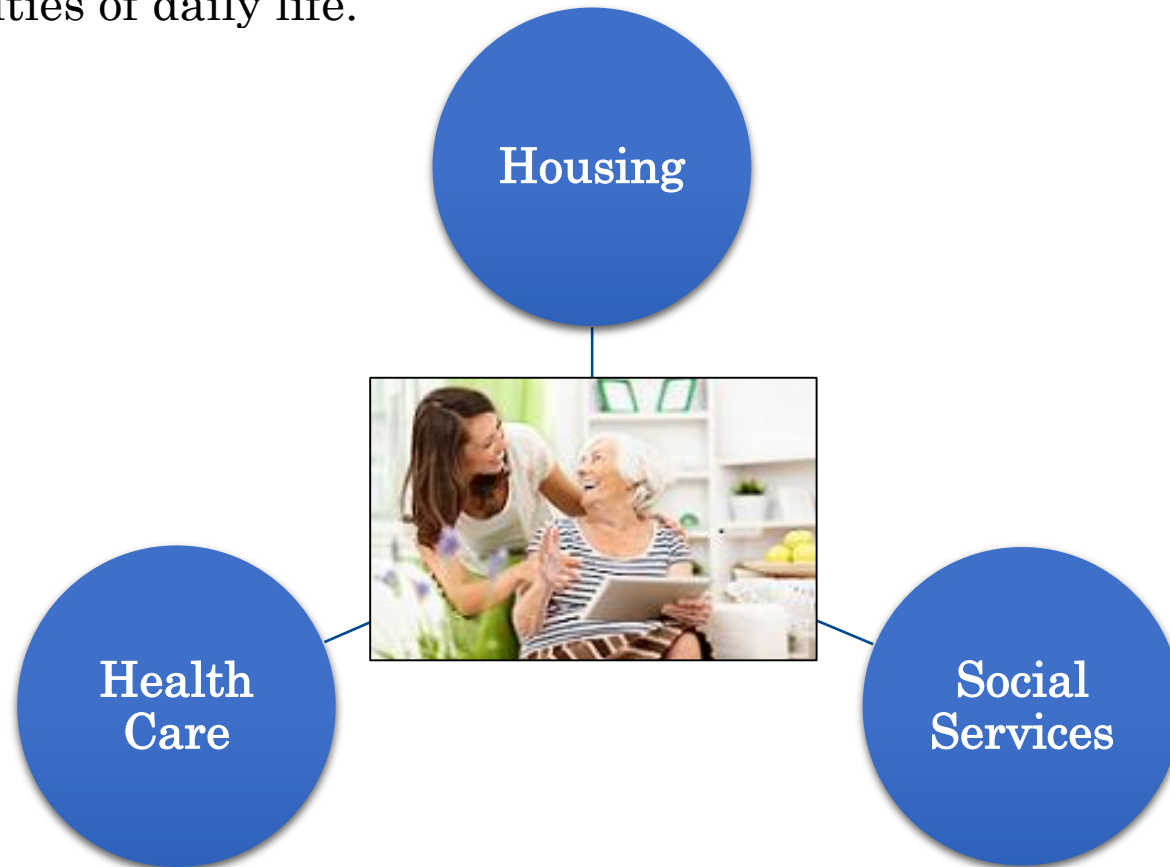
Senior Vice President of Government Relations  
House Human Services and Housing Committee

May 13, 2015



# Long Term Care – A Continuum of Services

**Long-term care** is a continuum of services that bridges health care, social services, and housing to support the needs of people living with chronic health conditions or disabilities that affect their ability to perform activities of daily life.



# Glossary of Long Term Care Service Settings

**Nursing Facilities** – Licensed facilities that provides skilled nursing, rehabilitation, or long-term care that is needed due to a physical or cognitive impairment.

**Residential Care** – Licensed 24-hour community-based service settings that serve six or more residents. Facilities range in size from six to more than 100 beds. Different types of residential care include 24-hour residential care for adults and specialty memory care facilities. Registered nurse consultation services are required by regulation.

**Assisted Living** – Licensed 24-hour community-based service settings for six or more residents in private apartments. Services are comparable to residential care facilities. Registered nurse consultation services are required by regulation.

**Adult Foster Home** – Services are provided in home-like settings licensed for five or fewer individuals who are not related to the foster home provider.

**Independent Living / Senior Retirement Housing** – Settings including apartments or cottages that offer adults 55+ the conveniences of community living. In general, do not provide health care or assistance with ADLS. Often offer recreational opportunities, dining, laundry or other amenities.

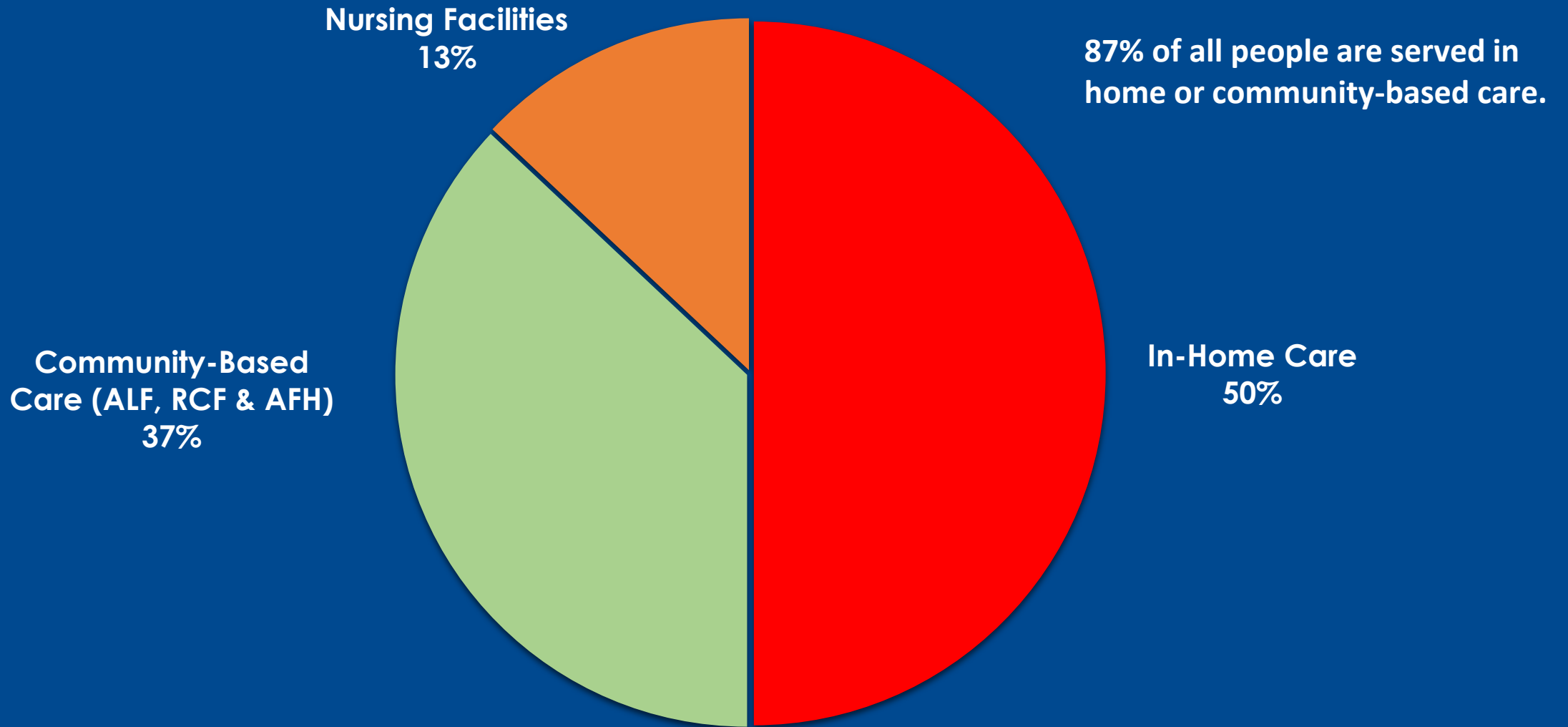
**In-Home Care Agency** – Agencies that employ, assign and schedule caregivers to perform personal care assistance for clients in their home or in a community setting.

# Oregon Long Term Care Service Options

	Communities	People Served Each Day
Nursing Facilities	137	7,366
Assisted Living	220	14,286
Residential Care	279	10,638
Independent Living / Senior Housing	191	14,930
Adult Foster Homes	1,542	6,653
In-Home Care / Home Health Agencies	206	25,000 + <i>Estimate</i>

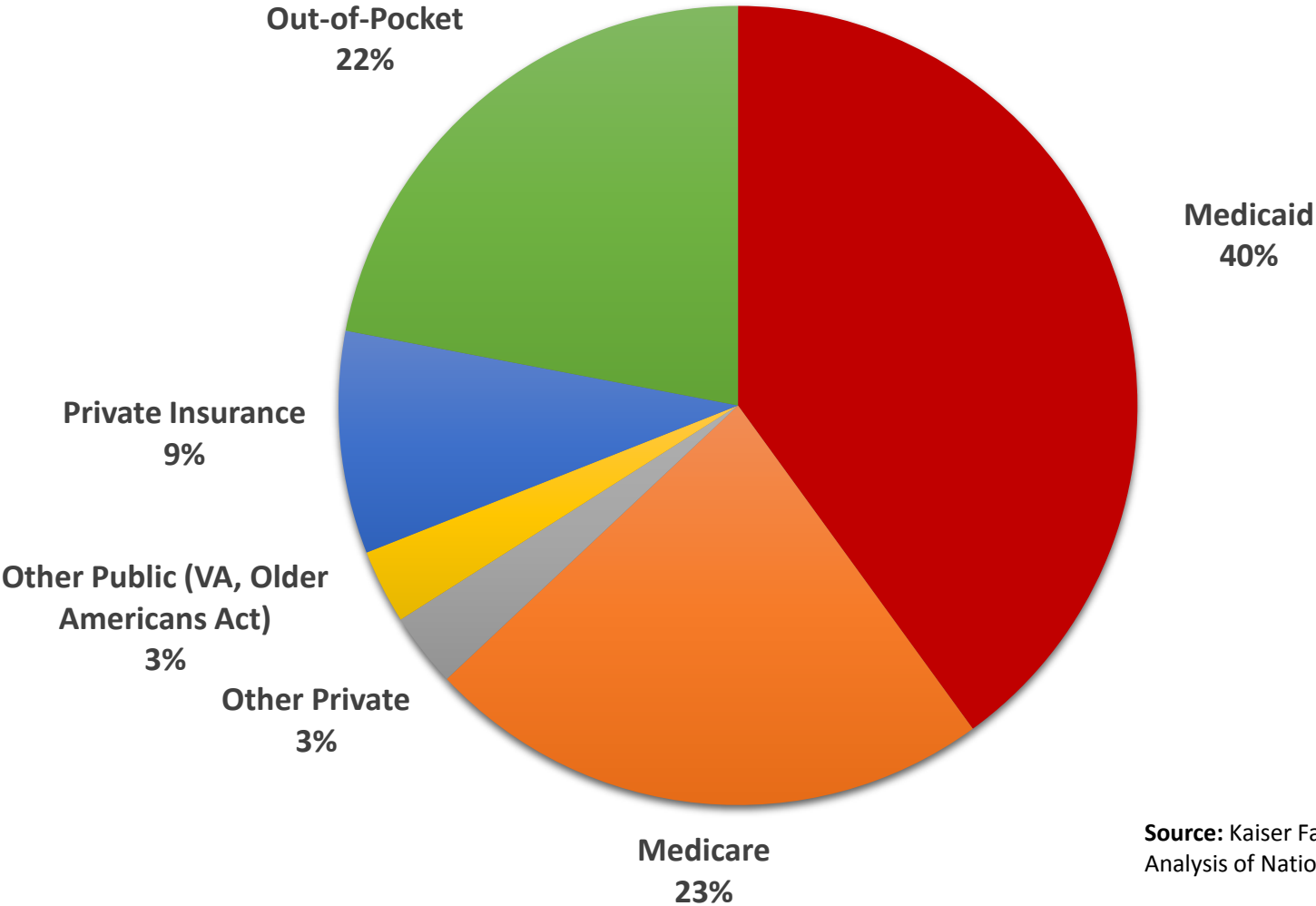


# Medicaid LTSS Clients By Setting: Oregon



Source: DHS | OHA Office of Research, Forecasting & Analysis. *Monthly Variance Report, March 2015.*

# Payer Source: Long Term Care Services



Source: Kaiser Family Foundation. Estimates based on Analysis of National Health Expenditure Accounts 2010.

# Residents: Who We Serve

- NF – Post acute care patients, high service needs, over 93% of admissions are directly from hospitals
- CBC – 66% Female, 54% are Age 85+, 2-3 chronic health conditions
  - Key Chronic Conditions – Dementia, Hypertension, Heart Disease, Diabetes
  - 40% need assistance with 3 or more activities of daily living (ADLs)
  - 39% are Medicaid eligible

Sources: Caffrey et al. (2012) “Residents living in residential care facilities: United States, 2010.” NCHS Data Brief, No 91. CDC: National Center for Health Statistics; Oregon Community-Based Care Report 2014 (2015) Portland State University / Department of Human Services. (Draft report cited here - final report expected May 2015); Mendez-Luck et al. (2015) *The State of Nursing Facilities in Oregon, 2014*. Oregon State University. (Draft report cited here – final report expected May 2015).

# Workforce Profile

- Female, Age 18-44, high school diploma
- Average Direct Care Worker Wages By Setting
  - Assisted Living – \$10.94 per hour
  - In-Home Care – \$11.59 per hour
  - Nursing Facility – \$16.03 per hour
    - Certified Nursing Assistant (CNA) – \$14.03 per hour
    - Certified Medication Aide (CMA) – \$16.66 per hour
    - Licensed Practical Nurse (LPN) – \$24.02 per hour
    - Registered Nurse (RN) – \$27.34 per hour

Sources: Zuckerbraun et al. (2015) *Wages, Fringe Benefits, and Turnover for Direct Care Workers Working for Long-Term Care Providers in Oregon: Final Report*. RTI International; Oregon Health Care Association. (2014) *Nursing Facility 2014 Salary Survey*.



# Workforce Challenges

- Nurse Shortage
- Labor market competition with acute care providers
- Adequate Training
- High Turnover
- Ability to compete in the broader labor market

# Key Outcomes: An Overview

## **AARP State Long-Term Care System Scorecard – Oregon ranked # 3 in nation**

Source: Reinhard et al. *Raising Expectations, 2014: State Scorecard on Long-Term Services & Supports for Older Adults, People with Physical Disabilities & Family Caregivers*. AARP. June 2014.

## **Home Health Patients with a Hospital Admission – Oregon ranked # 2 in the nation**

Source: Reinhard et al. *Raising Expectations, 2014: State Scorecard on Long-Term Services & Supports for Older Adults, People with Physical Disabilities & Family Caregivers*. AARP. June 2014.

## **Nursing Facility Hospitalization Rate – Oregon has 2<sup>nd</sup> lowest hospitalization rate in the nation at 14.9%**

Source: Office of the Inspector General. *US Department of Health and Human Services*. November 2013.

## **Nursing Facility Medicaid Average Length of Stay – 124.47 Days**

Source: Oregon Department of Human Services. *Office of Business Intelligence*. January 31, 2014.

## **Nursing Facility Medicare Average Length of Stay – 29.69 Days**

Source: Data Provided by Hansen Hunter & Co. *Analysis of CMS Cost Report Data*. November 30, 2014.

## **Successful Transfers Back to the Community – Oregon ranked # 1 in the United States**

Source: Reinhard et al. *Raising Expectations, 2014: State Scorecard on Long-Term Services & Supports for Older Adults, People with Physical Disabilities & Family Caregivers*. AARP. June 2014.

## **Nursing Facility Utilization Rate – Oregon 12.73 per 1,000 adults 65+ vs. US Average 29.93 lowest in nation**

Source: Cowles Research Group's *Home Statistical Yearbook 2009: Office of Economic Analysis, Department of Administrative Services, State of Oregon; Population Division, US Census Bureau*.

# Legislative and Policy Issues

**Caregiver Training Initiative** – Continue training for family and professional caregivers funded by the Legislature for \$3.3 million

**Home and Community-Based Care Providers** – 2.5% COLA

- Labor expenses are the main driver of service delivery costs

**CARE Act** – HB 3378 (Passed House unanimously). Helps patients and their family caregivers transition from hospital to home.