



2015 - 2017
GOVERNOR'S
BUDGET

Agency 14200

Legislative Counsel Committee

Dexter Johnson, Legislative Counsel

Table of Contents

INTRODUCTORY INFORMATION

Table of Contents

Certification Form

LEGISLATIVE ACTION

Budget Report and Measure Summary-77th Legislative Assembly

HB 5021-A Legislative Appropriation (2013 Regular Session)..... 1

HB 5008-A Legislative Budget Adjustment (2013 Regular Session) 23

HB 5201-A Legislative Budget Adjustment (2014 Session)..... 61

AGENCY SUMMARY

Agency Summary Narrative 127

Budget Summary Graphics 128

Mission Statement & Statutory Authority 129

2015-17 Short-Term Plan 130

Criteria for 2015-17 Budget Development 131

Key Performance Measures for Reporting Year 2014 134

Summary of 2015-17 Budget (ORBITS BDV104) – Biennial Budget Summary 136

Summary of 2015-17 Budget (ORBITS BDV104) – General Program 139

Summary of 2015-17 Budget (ORBITS BDV104) - ORS Publications 142

Summary of 2015-17 Budget (ORBITS BDV104) – Legislative Publications 145

Program Prioritization for 2015-17 (107BF23) – Agency-wide Programs 147

Program Prioritization for 2015-17 (107BF23) – General Program..... 148

Table of Contents

Program Prioritization for 2015-17 (107BF23) – ORS Publications.....	149
Program Prioritization for 2015-17 (107BF23) – Legislative Publications.....	150
Reduction Options	151
2013-15 Organizational Chart	153
2015-17 Organizational Chart	153
Agency-wide Program Unit Summary (ORBITS BPR010)	154
REVENUES	
Revenue Discussion	155
Detail of Other Funds Revenue (ORBITS BPR012 and 107BF07).....	157
GENERAL PROGRAM	
2013-15 & 2015-17 General Program Organizational Chart	159
General Program Narrative and Performance Measures	160
Essential Packages	
<u>No. 010 Non-PICS PS / Vacancy Factor</u>	
Package Description / 2017-19 Fiscal Impact.....	162
Fiscal Impact Summary (ORBITS BPR013).....	163
<u>No. 031 Standard Inflation</u>	
Package Description / 2017-19 Fiscal Impact.....	162
Fiscal Impact Summary (ORBITS BPR013).....	164
Detail of Other Funds Revenue (ORBITS BPR012 and 107BF07).....	166

Table of Contents

ORS PUBLICATIONS

2013-15 & 2015-17 ORS Publications Organizational Chart	169
ORS Publications Program Description	170
Essential Packages	
<u>No. 010 Non-PICS PS / Vacancy Factor</u>	
Package Description / 2013-15 Fiscal Impact	171
Fiscal Impact Summary (ORBITS BPR013)	172
Detail of Other Funds Revenue (ORBITS BPR012 and 107BF07).....	173

LEGISLATIVE PUBLICATIONS

Legislative Publications Program Description	175
Detail of Other Funds Revenue (ORBITS BPR012 and 107BF07).....	177

SPECIAL REPORTS

Affirmative Action Report (107BF02).....	179
ORBITS Special Reports	
Summary Cross Reference Listing and Packages (ORBITS BSU-003A)	181
Policy Package List by Priority (ORBITS BSU-004A).....	183
Budget Support – Detail Revenues and Expenditures (ORBITS BDV103A).....	184
Version/Colum Comparison Report – Detail (ORBITS ANA100A)	208
Package Comparison Report – Detail (ORBITS ANA101A)	220
PPDB PICS System Reports	229

CERTIFICATION

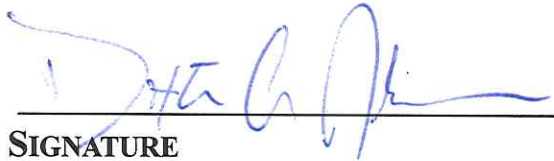
I hereby certify that the accompanying summary and detailed statements are true and correct to the best of my knowledge and belief and that the accuracy of all numerical information has been verified.

Legislative Counsel

900 Court St NE S-101, Salem, OR 97301

AGENCY NAME

AGENCY ADDRESS



A handwritten signature in blue ink, appearing to read "D. H. ...", is written over a horizontal line.

SIGNATURE

Legislative Counsel

TITLE

**77th OREGON LEGISLATIVE ASSEMBLY – 2013 Session
BUDGET REPORT AND MEASURE SUMMARY**

JOINT COMMITTEE ON WAYS AND MEANS

MEASURE: HB 5021-A

Carrier – House: Rep. Smith

Carrier – Senate: Sen. Steiner Hayward

Action: Do Pass as Amended and as Printed A-Engrossed

Vote: 26 – 0 – 0

House

Yeas: Barker, Buckley, Frederick, Freeman, Hanna, Huffman, Jenson, Komp, McLane, Nathanson, Read, Richardson, Smith, Tomei, Williamson

Nays:

Exc:

Senate

Yeas: Bates, Devlin, Edwards, Girod, Hansell, Johnson, Monroe, Steiner Hayward, Thomsen, Whitsett, Winters

Nays:

Exc:

Prepared By: Dustin Ball, Department of Administrative Services

Reviewed By: Daron Hill, Legislative Fiscal Office

Meeting Date: June 28, 2013

Agency

Legislative Agencies

Biennium

2013-15

Budget Summary*

	2011-13 Legislatively Approved Budget ⁽¹⁾	2013-15 Current Service Level	2013-15 Committee Recommendation	Committee Change from 2011-13 Leg. Approved	
				\$\$ Change	% Change
<u>Legislative Assembly</u>					
General Fund	\$ 37,132,538	\$ 41,108,099	\$ 39,084,393	\$ 1,951,855	5.3%
Other Funds	\$ 268,970	\$ 278,975	\$ 277,937	\$ 8,967	3.3%
Other Funds Nonlimited	\$ 91,360	\$ 93,553	\$ 93,553	\$ 2,193	2.4%
Total	\$ 37,492,868	\$ 41,480,627	\$ 39,455,883	\$ 1,963,015	5.2%
<u>Legislative Administration Committee</u>					
General Fund	\$ 21,980,758	\$ 26,031,648	\$ 26,666,732	\$ 4,685,974	21.3%
General Fund Debt Service	\$ 6,768,675	\$ 6,016,575	\$ 6,016,575	\$ (752,100)	-11.1%
Other Funds	\$ 4,108,685	\$ 2,607,029	\$ 2,805,316	\$ (1,303,369)	-31.7%
Other Funds Nonlimited	\$ 597,932	\$ 597,932	\$ 597,932	\$ 0	0.0%
Total	\$ 33,456,050	\$ 35,253,184	\$ 36,086,555	\$ 2,630,505	7.9%
<u>Legislative Counsel Committee</u>					
General Fund	\$ 8,528,744	\$ 10,086,943	\$ 10,008,614	\$ 1,479,870	17.4%
Other Funds	\$ 1,311,425	\$ 1,690,671	\$ 1,658,313	\$ 346,888	26.5%
Other Funds Nonlimited	\$ 780,711	\$ 562,803	\$ 562,803	\$ (217,908)	-27.9%
Total	\$ 10,620,880	\$ 12,340,417	\$ 12,229,730	\$ 1,608,850	15.1%
<u>Legislative Fiscal Officer</u>					
General Fund	\$ 5,871,135	\$ 6,798,857	\$ 3,694,431	\$ (2,176,704)	-37.1%
Other Funds	\$ 0	\$ 0	\$ 3,000,000	\$ 3,000,000	100.0%
Total	\$ 5,871,135	\$ 6,798,857	\$ 6,694,431	\$ 823,296	14.0%
<u>Legislative Revenue Officer</u>					
General Fund	\$ 1,996,569	\$ 2,372,109	\$ 2,569,962	\$ 573,393	28.7%
Total	\$ 1,996,569	\$ 2,372,109	\$ 2,569,962	\$ 573,393	28.7%
<u>Legislative Commission on Indian Services</u>					
General Fund	\$ 414,602	\$ 468,835	\$ 459,293	\$ 44,691	10.8%
Other Funds	\$ 6,431	\$ 6,586	\$ 6,586	\$ 155	2.4%
Total	\$ 421,033	\$ 475,421	\$ 465,879	\$ 44,846	10.7%

	2011-13 Legislatively Approved Budget ⁽¹⁾	2013-15 Current Service Level	2013-15 Committee Recommendation	Committee Change from 2011-13 Leg. Approved	
				\$\$ Change	% Change
<u>Position Summary</u>					
<u>Legislative Assembly</u>					
Authorized Positions	422	422	422	0	
Full-time Equivalent (FTE) positions	251.39	251.27	251.27	-0.12	
<u>Legislative Administration Committee</u>					
Authorized Positions	143	143	142	-1	
Full-time Equivalent (FTE) positions	100.79	100.86	100.65	-0.14	
<u>Legislative Counsel Committee</u>					
Authorized Positions	57	57	55	-2	
Full-time Equivalent (FTE) positions	45.28	45.28	45.60	0.32	
<u>Legislative Fiscal Officer</u>					
Authorized Positions	21	21	21	0	
Full-time Equivalent (FTE) positions	20.50	20.50	21.00	0.50	
<u>Legislative Revenue Officer</u>					
Authorized Positions	7	7	8	1	
Full-time Equivalent (FTE) positions	7.00	7.00	8.00	1.00	
<u>Legislative Commission on Indian Services</u>					
Authorized Positions	2	2	2	0	
Full-time Equivalent (FTE) positions	2.00	2.00	2.00	0.00	

⁽¹⁾ Includes adjustments through December 2012

* Excludes Capital Construction expenditures

Summary of Revenue Changes

The legislative branch agencies are primarily funded with appropriations from the General Fund. Some agencies also receive donations, grants, and other miscellaneous revenues as described below:

- Legislative Assembly: Other Fund revenues subject to expenditure limitation come from charging for the duplication of legislative materials and miscellaneous receipts. Non-limited Other Funds are from the use of House and Senate lounges by legislative members during session. The fund is used to pay for food in the member's lounges.
- Legislative Administrative Committee: Other Fund revenues subject to expenditure limitation come from rent of office space, parking fees and other items. Non-limited Other Funds are from the Capitol Gift Shop and the property and Surplus Stores account.
- Legislative Counsel Committee: Other Fund revenues are derived from the sale of Oregon Revised Statutes, session laws and other specialty legal publications.
- Legislative Fiscal Officer: In this budget the Subcommittee approved a fund shift of \$3.0 million from General Fund to Other Funds. The Other Funds are Central Government Service Charges that used to go to the General Fund.
- Legislative Commission on Indian Services: Other Fund revenues are from miscellaneous registration fees from the attendees at Commission-sponsored special meetings. These fees are usually expended on the costs associated with the events.

Summary of General Government Subcommittee Action

House Bill 5021 is the budget bill for the six legislative agencies: Legislative Assembly, the Legislative Administration Committee, the Legislative Counsel Committee, the Legislative Fiscal Officer, the Legislative Revenue Officer, and the Legislative Commission on Indian Affairs. While each agency is an independent state agency, their budgets are combined into this appropriation bill.

The Subcommittee approved the total legislative branch budget of \$88,500,000 General Fund and \$97,502,440 total funds. General Fund is increased by 7.0 percent from the 2011-13 Legislatively Approved Budget. Total Funds are increased by 8.5 percent. The budget includes a total of 650 positions (428.52 FTE). Positions are decreased by 0.3 percent from the 2011-13 Legislatively Approved Budget while FTE is increased by 0.4 percent.

The Subcommittee approved the following actions for all legislative agencies:

- Package 092, PERS Tax Policy. This package reflects the policy change in Senate Bill 822 that eliminates the increased retirement benefits resulting from Oregon income taxation of payments if the person receiving payments does not pay Oregon income tax on those benefits and is not an Oregon resident. This change reduces state employer contribution rates by approximately 0.30 percent.
- Package 093, Other PERS Adjustments. This package reflects the policy change in Senate Bill 822 that modifies the cost-of-living adjustment under the Public Employees Retirement System. This change reduces state employer contribution rates by approximately 2.2 percent.

Legislative Assembly

The Legislative Assembly budget includes expenses for legislative members and their staffs, the leadership and caucus offices, the Secretary of the Senate, the Chief Clerk of the House, session staff, and Senate Executive Appointments.

The Subcommittee recommended a total budget of \$39,084,393 General Fund, \$39,455,883 total funds and 251.27 FTE, increased from the 2011-13 Legislatively Approved Budget by 5.3 percent, 5.2 percent, and 0.0 percent respectively.

In addition to the statewide packages to capture savings from PERS reforms, the Subcommittee took the following actions:

- Approved a technical adjustment to fix changes associated with data processing and telecommunication charges.
- Approved a reduction for anticipated reversions that the branch will carry into the next biennium.
- Approved the elimination of inflation on the New Member Transition account.
- Approved an increase of \$4,530 General Fund to each member's interim account to reflect costs associated with the even-year legislative session.
- Approved an increase of \$35,000 General Fund to the Joint Interim Committee per diem pool.
- Approved \$50,000 General Fund for Senate and House Chamber Improvements.

Legislative Administration

The Legislative Administration Committee provides general support to the legislature. Non-partisan services to the public, legislative members and government agencies include: administration, policy, research, committee services, information systems, facility services, employee services, and financial services.

The Subcommittee recommended a total budget of \$32,683,307 General Fund, \$36,086,555 total funds and 100.65 FTE, increased from the 2011-13 Legislatively Approved Budget by 13.6 percent General Fund, 7.9 percent total funds, and a decrease of 0.1 percent on FTE.

In addition to the statewide packages to capture savings from PERS reforms, the Subcommittee took the following actions:

- Approved a technical adjustment to fix changes associated with data processing and telecommunication charges.
- Approved a reduction for anticipated reversions that the branch will carry into the next biennium.
- Approved a placeholder package for \$1.0 million General Fund for a new policy office. It is expected that a work group or task force will be created to make recommendations to legislative leadership before the 2014 session on the role and functions of the new office.
- Approved a net increase of \$140,815 General Fund for a new Legislative Recording and Streaming System. The cost is partially offset by the reduction of one session-only media specialist that will no longer be needed after the system is implemented.
- Approved \$553,707 General Fund for increased security presence in the Capitol, adding three retired troopers and an additional regular trooper, which will phase-in January 2014.
- Approved \$210,000 Other Funds for deferred maintenance projects including security camera upgrades, replacement of the parking garage gates, and the recoating of the House Wing roof.

Legislative Counsel Committee

Staff for the Legislative Counsel Committee draft legislation for legislators, legislative committees, and state agencies. They also provide research services and legal advice to legislators and legislative committees. The committee publishes Oregon Revised Statutes, which are the official codification of Oregon's statute laws.

The Subcommittee recommended a total budget of \$10,008,614 General Fund, \$12,229,730 total funds and 45.60 FTE, increased from the 2011-13 Legislatively Approved Budget by 17.4 percent, 15.1 percent, and 0.7 percent respectively.

In addition to the statewide packages to capture savings from PERS reforms, the Subcommittee took the following actions:

- Approved a technical adjustment to fix changes associated with data processing and telecommunication charges.
- Approved a reduction for anticipated reversions that the branch will carry into the next biennium.
- Approved \$192,971 General Fund for the reclassification of four session staff attorney positions to two continuing deputy positions.

Legislative Fiscal Officer

The Legislative Fiscal Office (LFO) researches, analyzes, and makes recommendations concerning state expenditures, financial affairs, program administration, and agency organization. LFO reports to the Joint Committee on Ways and Means during legislative sessions and to the Emergency Board during the interim. LFO determines the fiscal impact of all legislative matters. It provides staff support for legislative information management and technology committees, including budget analysis and non-technical policy recommendations concerning state agency information systems projects. LFO also conducts reviews and performance audits of selected programs for the Joint Legislative Audit Committee.

The Subcommittee recommended a total budget of \$3,694,431 General Fund, \$6,694,431 total funds and 21.00 FTE, a change from the 2011-13 Legislatively Approved Budget of -37.1 percent, 14.0 percent, and 2.4 percent respectively.

In addition to the statewide packages to capture savings from PERS reforms, the Subcommittee took the following actions:

- Approved a technical adjustment to fix changes associated with data processing and telecommunication charges.
- Approved a reduction for anticipated reversions that the branch will carry into the next biennium.
- Approved a fund shift of \$3.0 million from General Fund to Other Funds. The Other Funds are Central Government Service Charges that used to go to the General Fund.
- Approved \$110,362 General Fund to increase a half-time Fiscal Analyst position to full-time.

Legislative Revenue Officer

The Legislative Revenue Office (LRO) provides non-partisan analysis to the Legislature on tax policy and school finance issues. The Office serves the legislature and the public by staffing legislative committees dealing with taxes and school finance. LRO writes revenue impact statements on all bills reaching the House or Senate floor that affect state or local revenue.

The Subcommittee recommended a total budget of \$2,569,962 General Fund and 8.00 FTE, increased from the 2011-13 Legislatively Approved Budget by 28.7 percent and 14.3 percent respectively.

In addition to the statewide packages to capture savings from PERS reforms, the Subcommittee took the following actions:

- Approved a technical adjustment to fix changes associated with data processing and telecommunication charges.
- Approved \$235,000 General Fund for a lead economist position associated with House Bill 2002. The bill requires LRO to issue a report detailing tax credits scheduled to expire in the next year.

Commission on Indian Services

There are nine federally recognized Indian tribal governments located in Oregon. The Commission was created to improve services for American Indians in Oregon. It gathers information relating to programs available to Indians, such as those concerning education, housing, health, fishing, economic development, cultural preservation and protection, gambling, and job training. The Commission assesses Indian needs and concerns through consultation and public hearings. The agency also networks with state, regional, and national Indian organizations in sharing information and addressing Indian issues. While the Commission is not to supersede any negotiations that any tribe, band, or group might have with local, state, and federal governments, it provides a forum for communication between Oregon's American Indians and state government.

The Subcommittee recommended a total budget of \$459,293 General Fund, \$465,879 total funds, and 2.00 FTE, increased from the 2011-13 Legislatively Approved Budget by 10.8 percent, 10.7 percent, and 0.0 percent respectively.

The Subcommittee did not make any revisions to the budget beyond the statewide packages to capture savings from PERS reforms.

Summary of Performance Measure Action

See attached Legislatively Adopted 2013-15 Key Performance Measures form.

DETAIL OF JOINT COMMITTEE ON WAYS AND MEANS ACTION

HB 5021-A

Legislative Agencies
Dustin Ball -- 503-378-3119

DESCRIPTION	GENERAL FUND	LOTTERY FUNDS	OTHER FUNDS		FEDERAL FUNDS		TOTAL ALL FUNDS	POS	FTE
			LIMITED	NONLIMITED	LIMITED	NONLIMITED			
2011-13 Legislatively Approved Budget at Dec 2012 *	\$ 82,693,021	\$ 0	\$ 5,695,511	\$ 1,470,003	\$ 0	\$ 0	\$ 89,858,535	652	426.96
2013-15 ORBITS printed Current Service Level (CSL) *	\$ 92,883,066	\$ 0	\$ 4,583,261	\$ 1,254,288	\$ 0	\$ 0	\$ 98,720,615	652	426.91
<u>SUBCOMMITTEE ADJUSTMENTS (from CSL)</u>									
<u>155 Legislative Assembly</u>									
<u>SCR 001-01 Senate Interim</u>									
Package 092: PERS Taxation Policy									
Personal Services	\$ (11,835)	\$ 0	\$ 0	\$ 0	\$ 0	\$ 0	\$ (11,835)	0	0.00
Package 093: Other PERS Adjustments									
Personal Services	\$ (94,570)	\$ 0	\$ 0	\$ 0	\$ 0	\$ 0	\$ (94,570)	0	0.00
Package 810: LFO Analyst Adjustments									
Services & Supplies	\$ 135,900	\$ 0	\$ 0	\$ 0	\$ 0	\$ 0	\$ 135,900		
<u>SCR 001-02 House Interim</u>									
Package 092: PERS Taxation Policy									
Personal Services	\$ (23,537)	\$ 0	\$ 0	\$ 0	\$ 0	\$ 0	\$ (23,537)	0	0.00
Package 093: Other PERS Adjustments									
Personal Services	\$ (188,072)	\$ 0	\$ 0	\$ 0	\$ 0	\$ 0	\$ (188,072)	0	0.00
Package 810: LFO Analyst Adjustments									
Services & Supplies	\$ 271,800	\$ 0	\$ 0	\$ 0	\$ 0	\$ 0	\$ 271,800		
<u>SCR 005-01 Senate Session</u>									
Package 092: PERS Taxation Policy									
Personal Services	\$ (5,578)	\$ 0	\$ 0	\$ 0	\$ 0	\$ 0	\$ (5,578)	0	0.00
Package 093: Other PERS Adjustments									
Personal Services	\$ (44,570)	\$ 0	\$ 0	\$ 0	\$ 0	\$ 0	\$ (44,570)	0	0.00
<u>SCR 005-02 House Session</u>									
Package 092: PERS Taxation Policy									
Personal Services	\$ (11,111)	\$ 0	\$ 0	\$ 0	\$ 0	\$ 0	\$ (11,111)	0	0.00
Package 093: Other PERS Adjustments									
Personal Services	\$ (88,783)	\$ 0	\$ 0	\$ 0	\$ 0	\$ 0	\$ (88,783)	0	0.00

DESCRIPTION	GENERAL FUND	LOTTERY FUNDS	OTHER FUNDS		FEDERAL FUNDS		TOTAL ALL FUNDS	POS	FTE
			LIMITED	NONLIMITED	LIMITED	NONLIMITED			
SCR 006-01 Senate Biennial									
Package 092: PERS Taxation Policy									
Personal Services	\$ (12,563)	\$ 0	\$ 0	\$ 0	\$ 0	\$ 0	\$ (12,563)	0	0.00
Package 093: Other PERS Adjustments									
Personal Services	\$ (100,388)	\$ 0	\$ 0	\$ 0	\$ 0	\$ 0	\$ (100,388)	0	0.00
Package 810: LFO Analyst Adjustments									
Services & Supplies	\$ 25,000	\$ 0	\$ 0	\$ 0	\$ 0	\$ 0	\$ 25,000		
SCR 006-02 House Biennial									
Package 092: PERS Taxation Policy									
Personal Services	\$ (12,840)	\$ 0	\$ 0	\$ 0	\$ 0	\$ 0	\$ (12,840)	0	0.00
Package 093: Other PERS Adjustments									
Personal Services	\$ (102,595)	\$ 0	\$ 0	\$ 0	\$ 0	\$ 0	\$ (102,595)	0	0.00
Package 810: LFO Analyst Adjustments									
Services & Supplies	\$ 25,000	\$ 0	\$ 0	\$ 0	\$ 0	\$ 0	\$ 25,000		
SCR 006-03 Assembly Biennial									
Package 092: PERS Taxation Policy									
Personal Services	\$ (142)	\$ 0	\$ (115)	\$ 0	\$ 0	\$ 0	\$ (257)	0	0.00
Package 093: Other PERS Adjustments									
Personal Services	\$ (1,136)	\$ 0	\$ (923)	\$ 0	\$ 0	\$ 0	\$ (2,059)	0	0.00
Package 810: LFO Analyst Adjustments									
Services & Supplies	\$ 380,909	\$ 0	\$ 0	\$ 0	\$ 0	\$ 0	\$ 380,909		
SCR 010-00 Reversions									
Package 810: LFO Analyst Adjustments									
Personal Services	\$ (1,839,906)	\$ 0	\$ 0	\$ 0	\$ 0	\$ 0	\$ (1,839,906)	0	0.00
Services & Supplies	\$ (324,689)	\$ 0	\$ 0	\$ 0	\$ 0	\$ 0	\$ (324,689)		
156 Legislative Administration									
SCR 001-01 Administration									
Package 092: PERS Taxation Policy									
Personal Services	\$ (1,591)	\$ 0	\$ 0	\$ 0	\$ 0	\$ 0	\$ (1,591)	0	0.00

DESCRIPTION	GENERAL FUND	LOTTERY FUNDS	OTHER FUNDS		FEDERAL FUNDS		TOTAL ALL FUNDS	POS	FTE	
			LIMITED	NONLIMITED	LIMITED	NONLIMITED				
Package 093: Other PERS Adjustments										
Personal Services	\$ (12,717)	\$ 0	\$ 0	\$ 0	\$ 0	\$ 0	\$ (12,717)	0	0.00	
<u>SCR 002-00 Committee Services</u>										
Package 092: PERS Taxation Policy										
Personal Services	\$ (20,441)	\$ 0	\$ 0	\$ 0	\$ 0	\$ 0	\$ (20,441)	0	0.00	
Package 093: Other PERS Adjustments										
Personal Services	\$ (163,336)	\$ 0	\$ 0	\$ 0	\$ 0	\$ 0	\$ (163,336)	0	0.00	
Package 100: Legislative Policy Office										
Personal Services	\$ 965,000	\$ 0	\$ 0	\$ 0	\$ 0	\$ 0	\$ 965,000	0	0.00	
Services & Supplies	\$ 35,000	\$ 0	\$ 0	\$ 0	\$ 0	\$ 0	\$ 35,000			
<u>SCR 003-00 Information Systems</u>										
Package 092: PERS Taxation Policy										
Personal Services	\$ (17,562)	\$ 0	\$ 0	\$ 0	\$ 0	\$ 0	\$ (17,562)	0	0.00	
Package 093: Other PERS Adjustments										
Personal Services	\$ (140,332)	\$ 0	\$ 0	\$ 0	\$ 0	\$ 0	\$ (140,332)	0	0.00	
Package 810: LFO Analyst Adjustments										
Personal Services	\$ (22,255)	\$ 0	\$ 0	\$ 0	\$ 0	\$ 0	\$ (22,255)	-1	-0.21	
Services & Supplies	\$ 146,070	\$ 0	\$ 0	\$ 0	\$ 0	\$ 0	\$ 146,070			
Capital Outlay	\$ 17,000	\$ 0	\$ 0	\$ 0	\$ 0	\$ 0	\$ 17,000			
<u>SCR 004-01 Facility Services</u>										
Package 092: PERS Taxation Policy										
Personal Services	\$ (9,384)	\$ 0	\$ (1,303)	\$ 0	\$ 0	\$ 0	\$ (10,687)	0	0.00	
Package 093: Other PERS Adjustments										
Personal Services	\$ (74,985)	\$ 0	\$ (10,410)	\$ 0	\$ 0	\$ 0	\$ (85,395)	0	0.00	
Package 810: LFO Analyst Adjustments										
Services & Supplies	\$ 0	\$ 0	\$ 210,000	\$ 0	\$ 0	\$ 0	\$ 210,000			
Special Payments	\$ 553,707	\$ 0	\$ 0	\$ 0	\$ 0	\$ 0	\$ 553,707			
<u>SCR 004-02 Employee Services</u>										
Package 092: PERS Taxation Policy										
Personal Services	\$ (2,954)	\$ 0	\$ 0	\$ 0	\$ 0	\$ 0	\$ (2,954)	0	0.00	

DESCRIPTION	GENERAL FUND	LOTTERY FUNDS	OTHER FUNDS		FEDERAL FUNDS		TOTAL ALL FUNDS	POS	FTE	
			LIMITED	NONLIMITED	LIMITED	NONLIMITED				
Package 093: Other PERS Adjustments										
Personal Services	\$ (23,605)	\$ 0	\$ 0	\$ 0	\$ 0	\$ 0	\$ (23,605)	0	0.00	
<u>SCR 004-03 Financial Services</u>										
Package 092: PERS Taxation Policy										
Personal Services	\$ (2,077)	\$ 0	\$ 0	\$ 0	\$ 0	\$ 0	\$ (2,077)	0	0.00	
Package 093: Other PERS Adjustments										
Personal Services	\$ (16,599)	\$ 0	\$ 0	\$ 0	\$ 0	\$ 0	\$ (16,599)	0	0.00	
Package 810: LFO Analyst Adjustments										
Services & Supplies	\$ (123,855)	\$ 0	\$ 0	\$ 0	\$ 0	\$ 0	\$ (123,855)			
<u>SCR 010-00 Reversions</u>										
Package 810: LFO Analyst Adjustments										
Personal Services	\$ (333,000)	\$ 0	\$ 0	\$ 0	\$ 0	\$ 0	\$ (333,000)	0	0.00	
Services & Supplies	\$ (117,000)	\$ 0	\$ 0	\$ 0	\$ 0	\$ 0	\$ (117,000)			
<u>142 Legislative Counsel</u>										
<u>SCR 001-00 General Program</u>										
Package 092: PERS Taxation Policy										
Personal Services	\$ (24,596)	\$ 0	\$ (1,627)	\$ 0	\$ 0	\$ 0	\$ (26,223)	0	0.00	
Package 093: Other PERS Adjustments										
Personal Services	\$ (196,536)	\$ 0	\$ (13,003)	\$ 0	\$ 0	\$ 0	\$ (209,539)	0	0.00	
Package 810: LFO Analyst Adjustments										
Personal Services	\$ 99,481	\$ 0	\$ 0	\$ 0	\$ 0	\$ 0	\$ 99,481	-2	0.32	
Services & Supplies	\$ 43,322	\$ 0	\$ 0	\$ 0	\$ 0	\$ 0	\$ 43,322			
<u>SCR 002-00 ORS Publications</u>										
Package 092: PERS Taxation Policy										
Personal Services	\$ 0	\$ 0	\$ (1,972)	\$ 0	\$ 0	\$ 0	\$ (1,972)	0	0.00	
Package 093: Other PERS Adjustments										
Personal Services	\$ 0	\$ 0	\$ (15,756)	\$ 0	\$ 0	\$ 0	\$ (15,756)	0	0.00	
<u>145 Legislative Fiscal Officer</u>										
<u>SCR 001-00 General Program</u>										
Package 092: PERS Taxation Policy										
Personal Services	\$ (17,640)	\$ 0	\$ 0	\$ 0	\$ 0	\$ 0	\$ (17,640)	0	0.00	

DESCRIPTION	GENERAL FUND	LOTTERY FUNDS	OTHER FUNDS		FEDERAL FUNDS		TOTAL ALL FUNDS	POS	FTE	
			LIMITED	NONLIMITED	LIMITED	NONLIMITED				
Package 093: Other PERS Adjustments										
Personal Services	\$ (140,954)	\$ 0	\$ 0	\$ 0	\$ 0	\$ 0	\$ (140,954)	0	0.00	
Package 810: LFO Analyst Adjustments										
Personal Services	\$ (2,850,554)	\$ 0	\$ 2,865,403	\$ 0	\$ 0	\$ 0	\$ 14,849	0	0.50	
Services & Supplies	\$ (95,278)	\$ 0	\$ 134,597	\$ 0	\$ 0	\$ 0	\$ 39,319			
<u>144 Legislative Revenue Officer</u>										
<u>SCR 001-00 Legislative Revenue Officer</u>										
Package 092: PERS Taxation Policy										
Personal Services	\$ (6,005)	\$ 0	\$ 0	\$ 0	\$ 0	\$ 0	\$ (6,005)	0	0.00	
Package 093: Other PERS Adjustments										
Personal Services	\$ (47,981)	\$ 0	\$ 0	\$ 0	\$ 0	\$ 0	\$ (47,981)	0	0.00	
Package 810: LFO Analyst Adjustments										
Personal Services	\$ 210,000	\$ 0	\$ 0	\$ 0	\$ 0	\$ 0	\$ 210,000	1	1.00	
Services & Supplies	\$ 41,839	\$ 0	\$ 0	\$ 0	\$ 0	\$ 0	\$ 41,839			
<u>425 Indian Services</u>										
<u>SCR 001-00 General Program</u>										
Package 092: PERS Taxation Policy										
Personal Services	\$ (1,061)	\$ 0	\$ 0	\$ 0	\$ 0	\$ 0	\$ (1,061)	0	0.00	
Package 093: Other PERS Adjustments										
Personal Services	\$ (8,481)	\$ 0	\$ 0	\$ 0	\$ 0	\$ 0	\$ (8,481)	0	0.00	
TOTAL ADJUSTMENTS	\$ (4,383,066)	\$ 0	\$ 3,164,891	\$ 0	\$ 0	\$ 0	\$ (1,218,175)	-2	1.61	
SUBCOMMITTEE RECOMMENDATION *	\$ 88,500,000	\$ 0	\$ 7,748,152	\$ 1,254,288	\$ 0	\$ 0	\$ 97,502,440	650	428.52	
% Change from 2011-13 Leg Approved Budget	7.0%	0.0%	36.0%	-14.7%	0.0%	0.0%	8.5%	-0.3%	0.4%	
% Change from 2013-15 Current Service Level	-4.7%	0.0%	69.1%	0.0%	0.0%	0.0%	-1.2%	-0.3%	0.4%	

Legislatively Approved 2013-2015 Key Performance Measures

Agency: LEGISLATIVE ADMINISTRATION

Mission: Legislative Administration supports the Oregon Legislature, promotes access to the legislative process, and provides efficient, effective, accountable and customer-oriented services to all legislators, legislative departments, the public, and other government agencies.

Legislatively Proposed KPMs	Customer Service Category	Agency Request	Most Current Result	Target 2014	Target 2015
1 - CUSTOMER SERVICE – The percentage of customers rating their satisfaction with the agency’s customer service as “good” or “excellent”: overall, timeliness, accuracy, helpfulness, expertise, information available.	Accuracy	Approved KPM	92.00	90.00	90.00
1 - CUSTOMER SERVICE – The percentage of customers rating their satisfaction with the agency’s customer service as “good” or “excellent”: overall, timeliness, accuracy, helpfulness, expertise, information available.	Availability of Information	Approved KPM	86.00	90.00	90.00
1 - CUSTOMER SERVICE – The percentage of customers rating their satisfaction with the agency’s customer service as “good” or “excellent”: overall, timeliness, accuracy, helpfulness, expertise, information available.	Expertise	Approved KPM	96.00	90.00	90.00
1 - CUSTOMER SERVICE – The percentage of customers rating their satisfaction with the agency’s customer service as “good” or “excellent”: overall, timeliness, accuracy, helpfulness, expertise, information available.	Helpfulness	Approved KPM	90.00	90.00	90.00
1 - CUSTOMER SERVICE – The percentage of customers rating their satisfaction with the agency’s customer service as “good” or “excellent”: overall, timeliness, accuracy, helpfulness, expertise, information available.	Overall	Approved KPM	89.00	90.00	90.00
1 - CUSTOMER SERVICE – The percentage of customers rating their satisfaction with the agency’s customer service as “good” or “excellent”: overall, timeliness, accuracy, helpfulness, expertise, information available.	Timeliness	Approved KPM	82.00	90.00	90.00
2 - IT CUSTOMERS - The percentage of customers rating overall satisfaction with problem solution as above average or excellent.		Approved KPM	96.00	95.00	95.00
3 - WEB-SITE – The percentage approval rating of web-site users.		Approved KPM	49.00	80.00	80.00

Agency: LEGISLATIVE ADMINISTRATION

Mission: Legislative Administration supports the Oregon Legislature, promotes access to the legislative process, and provides efficient, effective, accountable and customer-oriented services to all legislators, legislative departments, the public, and other government agencies.

Legislatively Proposed KPMs	Customer Service Category	Agency Request	Most Current Result	Target 2014	Target 2015
4 - DIVERSITY – Racial/ethnic diversity in Legislative Administration as compared to the total State’s diversity.		Approved KPM	52.00	100.00	100.00
5 - TURNOVER – Annual voluntary turnover rate of the Legislative Administration continuing workforce.		Approved KPM	12.50	20.00	20.00
6 - GOLD STAR CERTIFICATE – Number of years out of last five that Financial Services earns State Controller’s Division Gold Star Certificate for the Legislative agencies it serves.		Approved KPM	5.00	5.00	5.00

LFO Recommendation:

Approve the Key Performance Measures.

Sub-Committee Action:

Approve the Key Performance Measures.

Legislatively Approved 2013-2015 Key Performance Measures

Agency: LEGISLATIVE COUNSEL, OFFICE of the

Mission: Overseen by the Legislative Counsel Committee, the Office of the Legislative Counsel provides legal and publication services to the Legislative Assembly and its members and other agencies of state government. The office drafts measures and amendments for legislators, legislative committees and state agencies; provides legal advice to legislators and legislative committees; reviews state agency rules for legal sufficiency; prepares indexes and tables for legislative publications; edits, publishes, sells and distributes the Oregon Revised Statutes, the official bound session laws and other print and electronic publications.

Legislatively Proposed KPMs	Customer Service Category	Agency Request	Most Current Result	Target 2014	Target 2015
1 - Customer Service- Percent of customers rating their satisfaction with the agency's customer service as "good" or "excellent": overall, timeliness, accuracy, helpfulness, expertise, information available.	Accuracy	Approved KPM	91.00	90.00	90.00
1 - Customer Service- Percent of customers rating their satisfaction with the agency's customer service as "good" or "excellent": overall, timeliness, accuracy, helpfulness, expertise, information available.	Availability of Information	Approved KPM	87.00	90.00	90.00
1 - Customer Service- Percent of customers rating their satisfaction with the agency's customer service as "good" or "excellent": overall, timeliness, accuracy, helpfulness, expertise, information available.	Expertise	Approved KPM	98.00	90.00	90.00
1 - Customer Service- Percent of customers rating their satisfaction with the agency's customer service as "good" or "excellent": overall, timeliness, accuracy, helpfulness, expertise, information available.	Helpfulness	Approved KPM	95.00	90.00	90.00
1 - Customer Service- Percent of customers rating their satisfaction with the agency's customer service as "good" or "excellent": overall, timeliness, accuracy, helpfulness, expertise, information available.	Overall	Approved KPM	100.00	90.00	90.00
1 - Customer Service- Percent of customers rating their satisfaction with the agency's customer service as "good" or "excellent": overall, timeliness, accuracy, helpfulness, expertise, information available.	Timeliness	Approved KPM	98.00	90.00	90.00
2 - Nonpartisanship- Percent of customers rating their satisfaction with the agency's ability to provide services on a fair objective and nonpartisan basis as "good" or "excellent".		Approved KPM	92.00	90.00	90.00
3 - Confidentiality- Percent of customers rating their satisfaction with the agency's ability to provide confidential services as "good" or "excellent".		Approved KPM	95.00	90.00	90.00

Agency: LEGISLATIVE COUNSEL, OFFICE of the

Mission: Overseen by the Legislative Counsel Committee, the Office of the Legislative Counsel provides legal and publication services to the Legislative Assembly and its members and other agencies of state government. The office drafts measures and amendments for legislators, legislative committees and state agencies; provides legal advice to legislators and legislative committees; reviews state agency rules for legal sufficiency; prepares indexes and tables for legislative publications; edits, publishes, sells and distributes the Oregon Revised Statutes, the official bound session laws and other print and electronic publications.

Legislatively Proposed KPMs	Customer Service Category	Agency Request	Most Current Result	Target 2014	Target 2015
4 - Quality of Legislative Publications- Percent of customers rating their satisfaction with the agency's publications as "good" or "excellent".		Approved KPM	98.00	90.00	90.00

LFO Recommendation:

Approve the Key Performance Measures.

Sub-Committee Action:

Approve the Key Performance Measures.

Legislatively Proposed 2013-2015 Key Performance Measures

Agency: LEGISLATIVE FISCAL OFFICE

Mission: Provide research, analysis, and evaluation of state expenditures, financial affairs, program administration, and agency organization.

Legislatively Proposed KPMs	Customer Service Category	Agency Request	Most Current Result	Target 2014	Target 2015
1 - FISCAL IMPACT STATEMENT ACCURACY - Number of fiscal impact statements corrected and reissued.		Approved KPM	11.00	10.00	10.00
2 - TRAINING EFFECTIVENESS - Percentage of respondents to training evaluation surveys who indicate that the LFO training met or exceeded their expectations.		Approved KPM	92.80	90.00	90.00
3 - CUSTOMER SERVICE – Percent of customers rating their satisfaction with the agency’s customer service as “good” or “excellent”: overall customer service, timeliness, accuracy, helpfulness, expertise and availability of information	Accuracy	Approved KPM	92.00	90.00	90.00
3 - CUSTOMER SERVICE – Percent of customers rating their satisfaction with the agency’s customer service as “good” or “excellent”: overall customer service, timeliness, accuracy, helpfulness, expertise and availability of information	Availability of Information	Approved KPM	66.00	90.00	90.00
3 - CUSTOMER SERVICE – Percent of customers rating their satisfaction with the agency’s customer service as “good” or “excellent”: overall customer service, timeliness, accuracy, helpfulness, expertise and availability of information	Expertise	Approved KPM	94.00	90.00	90.00
3 - CUSTOMER SERVICE – Percent of customers rating their satisfaction with the agency’s customer service as “good” or “excellent”: overall customer service, timeliness, accuracy, helpfulness, expertise and availability of information	Helpfulness	Approved KPM	85.00	90.00	90.00
3 - CUSTOMER SERVICE – Percent of customers rating their satisfaction with the agency’s customer service as “good” or “excellent”: overall customer service, timeliness, accuracy, helpfulness, expertise and availability of information	Overall	Approved KPM	83.00	90.00	90.00

Agency: LEGISLATIVE FISCAL OFFICE

Mission: Provide research, analysis, and evaluation of state expenditures, financial affairs, program administration, and agency organization.

Legislatively Proposed KPMs	Customer Service Category	Agency Request	Most Current Result	Target 2014	Target 2015
3 - CUSTOMER SERVICE – Percent of customers rating their satisfaction with the agency’s customer service as “good” or “excellent”: overall customer service, timeliness, accuracy, helpfulness, expertise and availability of information	Timeliness	Approved KPM	85.00	90.00	90.00

LFO Recommendation:

Approve the Key Performance Measures.

Sub-Committee Action:

Approve the Key Performance Measures.

Legislatively Approved 2013-2015 Key Performance Measures

Agency: LEGISLATIVE REVENUE OFFICE

Mission: As defined in ORS 173.820 under “duties and powers”; the legislative revenue officer is to: (1) prepare or assist in the preparation of studies and reports and provide information and research assistance on matters relating to taxation and to the revenue of this state (2) ascertain facts concerning revenues and make estimates concerning state revenues (3) ascertain facts and make recommendations to the legislative assembly concerning the governor's tax expenditure report. (4) prepare analysis of and recommendations on the fiscal impact of all revenue measures before the legislative assembly and all other measures affecting the revenue of this state. Under ORS 173.025 the legislative revenue officer is to prepare a revenue impact statement on each measure introduced in the legislative assembly that could have any effect on revenues of local governmental units, including school districts.

Legislatively Proposed KPMs	Customer Service Category	Agency Request	Most Current Result	Target 2014	Target 2015
1 - CUSTOMER SERVICE : Percent of customers rating their satisfaction with the agency’s customer service as “good” or “excellent”: overall, timeliness, accuracy, helpfulness, expertise, availability of information	Accuracy	Approved KPM	86.40	98.00	98.00
1 - CUSTOMER SERVICE : Percent of customers rating their satisfaction with the agency’s customer service as “good” or “excellent”: overall, timeliness, accuracy, helpfulness, expertise, availability of information	Availability of Information	Approved KPM	91.00	98.00	98.00
1 - CUSTOMER SERVICE : Percent of customers rating their satisfaction with the agency’s customer service as “good” or “excellent”: overall, timeliness, accuracy, helpfulness, expertise, availability of information	Expertise	Approved KPM	95.40	98.00	98.00
1 - CUSTOMER SERVICE : Percent of customers rating their satisfaction with the agency’s customer service as “good” or “excellent”: overall, timeliness, accuracy, helpfulness, expertise, availability of information	Helpfulness	Approved KPM	95.40	98.00	98.00
1 - CUSTOMER SERVICE : Percent of customers rating their satisfaction with the agency’s customer service as “good” or “excellent”: overall, timeliness, accuracy, helpfulness, expertise, availability of information	Overall	Approved KPM	91.00	98.00	98.00
1 - CUSTOMER SERVICE : Percent of customers rating their satisfaction with the agency’s customer service as “good” or “excellent”: overall, timeliness, accuracy, helpfulness, expertise, availability of information	Timeliness	Approved KPM	96.00	98.00	98.00

LFO Recommendation:

Approve the Key Performance Measures.

Sub-Committee Action:

Approve the Key Performance Measures.

Legislatively Proposed 2013-2015 Key Performance Measures

Agency: LEGISLATIVE COMMISSION on INDIAN SERVICES

Mission: Per ORS Chapters 69, 97, 172, 182, 273, 358, and 390, Oregon Laws Chapter 775 and 903, The Commission exists to compile information on services available to Indians, to assess state programs and services, and make recommendations for improvement. It serves as the state forum in which Indian problems and solutions are considered. It is required to advise on matters relating to the preservation and protection of Indian historic and archaeological resources. It is to be consulted on state agency training and reviews agency action with regard to State/Tribal relations.

Legislatively Proposed KPMs	Customer Service Category	Agency Request	Most Current Result	Target 2014	Target 2015
1 - Customer Satisfaction - Percentage of respondents to customer satisfaction survey who rank the Commission on Indian Services overall performance very good to excellent.	Accuracy	Approved KPM	95.00	95.00	95.00
1 - Customer Satisfaction - Percentage of respondents to customer satisfaction survey who rank the Commission on Indian Services overall performance very good to excellent.	Availability of Information	Approved KPM	95.00	95.00	95.00
1 - Customer Satisfaction - Percentage of respondents to customer satisfaction survey who rank the Commission on Indian Services overall performance very good to excellent.	Expertise	Approved KPM	95.00	95.00	95.00
1 - Customer Satisfaction - Percentage of respondents to customer satisfaction survey who rank the Commission on Indian Services overall performance very good to excellent.	Helpfulness	Approved KPM	98.00	95.00	95.00
1 - Customer Satisfaction - Percentage of respondents to customer satisfaction survey who rank the Commission on Indian Services overall performance very good to excellent.	Overall	Approved KPM	95.00	95.00	95.00
1 - Customer Satisfaction - Percentage of respondents to customer satisfaction survey who rank the Commission on Indian Services overall performance very good to excellent.	Timeliness	Approved KPM	95.00	95.00	95.00
2 - Best Practices Percentage of total best practices met by the Legislative Commission on Indian Services		Approved KPM	95.00	95.00	95.00

LFO Recommendation:

Approve the Key Performance Measures.

Sub-Committee Action:

Approve the Key Performance Measures.

**77th OREGON LEGISLATIVE ASSEMBLY – 2013 Regular Session
BUDGET REPORT AND MEASURE SUMMARY**

MEASURE: HB 5008-A

JOINT COMMITTEE ON WAYS AND MEANS

Carrier – House: Rep. Buckley

Carrier – Senate: Sen. Devlin

Action: Do Pass as Amended and as Printed A-Engrossed

Vote: 22 – 2 – 2

House

Yeas: Barker, Buckley, Frederick, Huffman, Jenson, Komp, Nathanson, Read, Smith, Tomei, Williamson

Nays: Freeman, Hanna

Exc: McLane, Richardson

Senate

Yeas: Bates, Devlin, Edwards, Girod, Hansell, Johnson, Monroe, Steiner Hayward, Thomsen, Whitsett, Winters

Nays:

Exc:

Prepared By: Linda Ames, Legislative Fiscal Office

Reviewed By: Daron Hill, Legislative Fiscal Office

Meeting Date: July 8, 2013

Agency

Emergency Board

Various Agencies

Biennium

2013-15

2011-13

2013-15 Budget Summary*

	<u>2011-13 Legislatively Approved Budget</u>	<u>2013-15 Legislatively Adopted Budget</u>	<u>2013-15 Committee Recommendation</u>	<u>Committee Change</u>
<u>Emergency Board</u>				
General Fund - General Purpose	-	-	\$ 30,000,000	\$ 30,000,000
General Fund - Special Purpose Appropriations				
State employee compensation changes	-	-	\$ 86,500,000	\$ 86,500,000
Home health care worker compensation	-	-	\$ 12,900,000	\$ 12,900,000
Oregon State Library	-	-	\$ 1,702,192	\$ 1,702,192
Department of Education - student assessments	-	-	\$ 4,600,000	\$ 4,600,000
Department of Education - youth development	-	-	\$ 1,789,557	\$ 1,789,557
Department of Housing and Community Development - Oregon Hunger Response Fund	-	-	\$ 225,000	\$ 225,000
Oregon Health Authority - A&D rate increases	-	-	\$ 3,300,000	\$ 3,300,000
Oregon Health Authority - Dental Pilots	-	-	\$ 100,000	\$ 100,000
<u>Various Agencies - Omnibus Adjustments</u>				
General Fund	-	-	\$ (190,669,103)	\$ (190,669,103)
General Fund Debt Service	-	-	\$ (761,790)	\$ (761,790)
Lottery Funds	-	-	\$ (1,719,018)	\$ (1,719,018)
Lottery Funds Debt Service	-	-	\$ (1,307,446)	\$ (1,307,446)
Other Funds	-	-	\$ (5,660,297)	\$ (5,660,297)
Federal Funds	-	-	\$ (1,629,523)	\$ (1,629,523)
<u>ADMINISTRATION PROGRAM AREA</u>				
<u>Department of Administrative Services</u>				
General Fund	-	-	\$ 1,150,000	\$ 1,150,000
Lottery Funds	-	-	\$ 21,380	\$ 21,380
Other Funds	-	-	\$ 54,596,958	\$ 54,596,958

*Excludes Capital Construction

2013-15 Budget Summary*

	<u>2011-13 Legislatively Approved Budget</u>	<u>2013-15 Legislatively Adopted Budget</u>	<u>2013-15 Committee Recommendation</u>	<u>Committee Change</u>
<u>Office of the Governor</u>				
General Fund	-	-	\$ 9,174	\$ 9,174
Lottery Funds	-	-	\$ 900,000	\$ 900,000
<u>Department of Revenue</u>				
General Fund	-	-	\$ 3,196,495	\$ 3,196,495
General Fund Debt Service	-	-	\$ 1,554,716	\$ 1,554,716
Other Funds	-	-	\$ 26,903,021	\$ 26,903,021
<u>Secretary of State</u>				
General Fund	-	-	\$ 9,174	\$ 9,174
<u>Treasurer of State</u>				
Other Funds	-	-	\$ 9,174	\$ 9,174
 <u>CONSUMER AND BUSINESS SERVICES PROGRAM AREA</u>				
<u>Bureau of Labor and Industries</u>				
General Fund	-	-	\$ 6,881	\$ 6,881
Other Funds	-	-	\$ 2,293	\$ 2,293
 <u>ECONOMIC AND COMMUNITY DEVELOPMENT PROGRAM AREA</u>				
<u>Oregon Business Development Department</u>				
General Fund Debt Service	-	-	\$ 280,954	\$ 280,954
Lottery Funds	-	-	\$ 1,374,525	\$ 1,374,525
Other Funds	-	-	\$ 29,752,779	\$ 29,752,779
Other Funds Non-limited	-	-	\$ 12,000,000	\$ 12,000,000
<u>Housing and Community Services Department</u>				
General Fund	-	-	\$ 225,000	\$ 225,000
Other Funds	-	-	\$ 5,076,190	\$ 5,076,190

*Excludes Capital Construction

2013-15 Budget Summary*

	2011-13 Legislatively Approved Budget	2013-15 Legislatively Adopted Budget	2013-15 Committee Recommendation	Committee Change
<u>Department of Veterans' Affairs</u>				
General Fund Debt Service	-	-	\$ 852,814	\$ 852,814
Other Funds	-	-	\$ 65,000	\$ 65,000
 <u>EDUCATION PROGRAM AREA</u>				
<u>Department of Education</u>				
General Fund	-	-	\$ (8,826,545)	\$ (8,826,545)
Lottery Funds	-	-	\$ 12,826,545	\$ 12,826,545
Other Funds	-	-	\$ 12,000,000	\$ 12,000,000
Federal Funds	-	-	\$ 1,000,000	\$ 1,000,000
 <u>Department of Community Colleges and Workforce Development</u>				
Other Funds	-	-	\$ (307,051)	\$ (307,051)
Other Funds Debt Service	-	-	\$ 307,051	\$ 307,051
 <u>Oregon Health and Science University</u>				
General Fund	-	-	\$ 1,000,000	\$ 1,000,000
 <u>Higher Education Coordinating Commission</u>				
General Fund	-	-	\$ 859,630	\$ 859,630
 <u>Oregon University System</u>				
General Fund	-	-	\$ 15,674,000	\$ 15,674,000
 <u>HUMAN SERVICES PROGRAM AREA</u>				
<u>Oregon Health Authority</u>				
General Fund	-	-	\$ (1,940,000)	\$ (1,940,000)
Other Funds	-	-	\$ (3,160,291,391)	\$ (3,160,291,391)
Other Funds Nonlimited	-	-	\$ 3,160,291,391	\$ 3,160,291,391

*Excludes Capital Construction

2013-15 Budget Summary*

	<u>2011-13 Legislatively Approved Budget</u>	<u>2013-15 Legislatively Adopted Budget</u>	<u>2013-15 Committee Recommendation</u>	<u>Committee Change</u>
<u>Department of Human Services</u>				
General Fund	-	-	\$ 5,000,000	\$ 5,000,000
Other Funds	-	-	\$ 1,000,000	\$ 1,000,000
Federal Funds	-	-	\$ 9,700,000	\$ 9,700,000
<u>Long Term Care Ombudsman</u>				
General Fund	-	-	\$ 785,488	\$ 785,488
<u>JUDICIAL BRANCH</u>				
<u>Judicial Department</u>				
General Fund	-	-	\$ 634,980	\$ 634,980
Other Funds	-	-	\$ 335,001	\$ 335,001
<u>Public Defense Services Commission</u>				
General Fund	-	-	\$ 2,409,367	\$ 2,409,367
<u>LEGISLATIVE BRANCH</u>				
<u>Legislative Administration Committee</u>				
General Fund Debt Service	-	-	\$ 1,421,341	\$ 1,421,341
Other Funds	-	-	\$ 615,000	\$ 615,000
<u>NATURAL RESOURCES PROGRAM AREA</u>				
<u>State Department of Agriculture</u>				
General Fund	-	-	\$ 34,060	\$ 34,060
Lottery Funds	-	-	\$ (21,380)	\$ (21,380)
<u>Columbia River Gorge Commission</u>				
General Fund	-	-	\$ (79,873)	\$ (79,873)
<u>Department of Land Conservation and Development</u>				
General Fund	-	-	\$ 196,000	\$ 196,000

*Excludes Capital Construction

2013-15 Budget Summary*

	<u>2011-13 Legislatively Approved Budget</u>	<u>2013-15 Legislatively Adopted Budget</u>	<u>2013-15 Committee Recommendation</u>	<u>Committee Change</u>
<u>Department of Environmental Quality</u>				
Other Funds Debt Service	-	-	\$ (17,140,278)	\$ (17,140,278)
<u>State Department of Energy</u>				
Other Funds	-	-	\$ 9,876,190	\$ 9,876,190
<u>State Department of Fish and Wildlife</u>				
General Fund	-	-	\$ 115,940	\$ 115,940
<u>State Forestry Department</u>				
Other Funds	-	-	\$ 120,000	\$ 120,000
Federal Funds	-	-	\$ 3,000,000	\$ 3,000,000
<u>Parks and Recreation Department</u>				
Other Funds	-	-	\$ 5,069,882	\$ 5,069,882
<u>Department of State Lands</u>				
Other Funds	-	-	\$ 307,360	\$ 307,360
Federal Funds	-	-	\$ 135,000	\$ 135,000
<u>Water Resources Department</u>				
Other Funds	-	-	\$ 10,242,513	\$ 10,242,513
<u>PUBLIC SAFETY PROGRAM AREA</u>				
<u>Department of Corrections</u>				
General Fund	-	-	\$ 2,340,830	\$ 2,340,830
<u>Oregon Criminal Justice Commission</u>				
General Fund	-	-	\$ 10,190,000	\$ 10,190,000
<u>Department of Justice</u>				
General Fund	-	-	\$ 3,683,276	\$ 3,683,276
General Fund Debt Service	-	-	\$ 1,601,856	\$ 1,601,856
Other Funds	-	-	\$ 14,377,862	\$ 14,377,862
Federal Funds	-	-	\$ 27,447,707	\$ 27,447,707

*Excludes Capital Construction

2013-15 Budget Summary*

	<u>2011-13 Legislatively Approved Budget</u>	<u>2013-15 Legislatively Adopted Budget</u>	<u>2013-15 Committee Recommendation</u>	<u>Committee Change</u>
<u>Oregon Military Department</u>				
General Fund	-	-	\$ 290,000	\$ 290,000
General Fund Debt Service	-	-	\$ 314,523	\$ 314,523
Other Funds	-	-	\$ 237,345	\$ 237,345
<u>Oregon State Police</u>				
General Fund	-	-	\$ 3,387,000	\$ 3,387,000
<u>Department of Public Safety Standards and Training</u>				
Other Funds	-	-	\$ 1,000,000	\$ 1,000,000
<u>Oregon Youth Authority</u>				
General Fund	-	-	\$ 126,673	\$ 126,673
Other Funds Debt Service	-	-	\$ 384,877	\$ 384,877
<u>TRANSPORTATION PROGRAM AREA</u>				
<u>Department of Transportation</u>				
General Fund Debt Service	-	-	\$ (757,944)	\$ (757,944)
Other Funds	-	-	\$ 56,885,788	\$ 56,885,788
<hr/>				
2013-15 Budget Summary				
General Fund Total	-	-	\$ (4,568,334)	\$ (4,568,334)
Lottery Funds Total	-	-	\$ 12,074,606	\$ 12,074,606
Other Funds Total	-	-	\$ 218,056,658	\$ 218,056,658
Federal Funds Total	-	-	\$ 39,653,184	\$ 39,653,184

*Excludes Capital Construction

2011-13 Supplemental Appropriations

	2011-13 Legislatively Approved Budget	2011-13 Committee Recommendation	Committee Change
<u>Emergency Board</u>			
General Fund	-	\$ (50,447,306)	\$ (50,447,306)
<u>Oregon University System</u>			
Other Funds	-	\$ (2,329,480,585)	\$ (2,329,480,585)
Other Funds Non-limited	-	\$ (2,236,635,139)	\$ (2,236,635,139)
<u>Military Department</u>			
General Fund	-	\$ (460,000)	\$ (460,000)
General Fund Debt Service	-	\$ (26,748)	\$ (26,748)
<u>Oregon Youth Authority</u>			
General Fund	-	\$ 200,000	\$ 200,000

2013-15 Position Summary

	<u>2011-13 Legislatively Approved Budget</u>	<u>2013-15 Legislatively Adopted Budget</u>	<u>2013-15 Committee Recommendation</u>	<u>Committee Change</u>
<u>Office of the Governor</u>				
Authorized Positions	-	-	3	3
Full-time Equivalent (FTE) positions	-	-	3.00	3.00
<u>Department of Revenue</u>				
Authorized Positions	-	-	31	31
Full-time Equivalent (FTE) positions	-	-	31.00	31.00
<u>Oregon Business Development Department</u>				
Authorized Positions	-	-	3	3
Full-time Equivalent (FTE) positions	-	-	3.00	3.00
<u>Department of Education</u>				
Authorized Positions	-	-	3	3
Full-time Equivalent (FTE) positions	-	-	3.38	3.38
<u>Higher Education Coordinating Commission</u>				
Authorized Positions	-	-	6	6
Full-time Equivalent (FTE) positions	-	-	3.69	3.69
<u>Long Term Care Ombudsman</u>				
Authorized Positions	-	-	8	8
Full-time Equivalent (FTE) positions	-	-	3.81	3.81
<u>Department of Corrections</u>				
Authorized Positions	-	-	-197	-197
Full-time Equivalent (FTE) positions	-	-	-65.31	-65.31
<u>Criminal Justice Commission</u>				
Authorized Positions	-	-	1	1
Full-time Equivalent (FTE) positions	-	-	0.88	0.88

2013-15 Position Summary

	<u>2011-13 Legislatively Approved Budget</u>	<u>2013-15 Legislatively Adopted Budget</u>	<u>2013-15 Committee Recommendation</u>	<u>Committee Change</u>
<u>Oregon State Police</u>				
Authorized Positions	-	-	15	15
Full-time Equivalent (FTE) positions	-	-	4.38	4.38
<u>Department of Public Safety Standards and Training</u>				
Authorized Positions	-	-	4	4
Full-time Equivalent (FTE) positions	-	-	3.52	3.52
<u>Department of Transportation</u>				
Authorized Positions	-	-	2	2
Full-time Equivalent (FTE) positions	-	-	2.00	2.00

Summary of Revenue Changes

The General Fund appropriations made in the bill are within resources available as projected in the May 2013 economic and revenue forecast by the Department of Administrative Services Office of Economic Analysis, supplemented by transfers from various agency accounts to the General Fund for general governmental purposes as authorized in House Bill 2322, plus other actions to reduce state agency expenditures.

Summary of Capital Construction Subcommittee Action

House Bill 5008 appropriates General Fund to the Emergency Board for general purpose and targeted special purpose appropriations, and makes other adjustments to individual agency budget and position authority as described below.

Emergency Board

The Emergency Board allocates General Fund and provides Lottery Funds, Other Funds, and Federal Funds expenditure limitation to state agencies for unanticipated needs in approved agency budgets when the Legislature is not in session. The Subcommittee appropriated \$30 million General Fund to the Emergency Board for general purposes.

House Bill 5008 makes eight special purpose appropriations to the Emergency Board, totaling \$111.1 million General Fund:

- \$86.5 million General Fund for allocation to state agencies for state employee compensation changes.
- \$12.9 million General Fund for allocation to state agencies for compensation changes for home health care workers who are not state employees.
- \$1,702,192 General Fund for second year operational costs for the Oregon State Library. The 2013-15 budget for the State Library provides for only one year of budget authority for the agency (see House Bill 5022). The release of this appropriation, by either the Legislature or the Emergency Board, is contingent on a successful reorganization plan being submitted and approved by the Legislature in 2014.
- \$4.6 million for the Department of Education for costs over and above the amount included in the Department's budget bill (Senate Bill 5518) relating to assessments and other resources aligned to common core standards including those assessments required under the federal Elementary and Secondary Education Act (ESEA). The Department of Education must report on what assessments it plans to implement and on the most current estimates of the costs for each component of the assessment when making the request for this special purpose appropriation.
- \$1,789,557 General Fund for the Department of Education's Youth Development Division. This amount represents program funding for the second year of the biennium for youth development grants, performance-based contracts, and services provided at the local level. Prior to requesting this special purpose appropriation, the Youth Development Council will report back to the Joint Committee on Ways and Means during the 2014 Legislative Session with a plan for investing and distributing these funds. The plan must take into account (1) the furtherance of the policy directives and youth academic and developmental outcomes outlined in House Bill 3231; (2) Oregon's

40/40/20 educational goals; and (3) the Oregon Education Investment Board's Strategic Plan. In developing this plan, the Youth Development Council shall consult with representatives of youth, parents, schools, service providers, labor, business, local governments, tribal governments, and communities.

- \$225,000 General Fund one-time funding for the Oregon Hunger Response Fund, for allocation to the Housing and Community Services Department after receipt of the agency's report on alternate, sustainable service delivery models, pursuant to a budget note.
- \$3.3 million General Fund for the Oregon Health Authority for adult residential room and board rate increases within the alcohol and drug system, after receipt of the agency's study on both the youth and adult system, during the 2014 legislative session. Based on the findings of that study, some or all of this funding could be allocated at that time.
- \$100,000 General Fund for the Oregon Health Authority for staffing needs related to the Dental Pilot Projects. These projects were established in Senate Bill 738 (2011), but no funding was provided. While the funding for the pilots is expected to come from foundations and private funders, the agency needs staff to manage the program.

If these special purpose appropriations are not allocated by the Emergency Board before December 1, 2014, any remaining funds become available to the Emergency Board for general purposes.

Adjustments to Approved 2013-15 Budgets

OMNIBUS ADJUSTMENTS

Omnibus adjustments reflect budget changes in multiple agencies based on reductions in Department of Administrative Services' assessments and charges for services, a reduction to the Attorney General rates, an increase resulting from a new Secretary of State Archives assessment, and debt service adjustments. Also included is a 5% reduction to services and supplies (excluding the fixed costs of State Government Service Charges, Attorney General charges, rent, and fuel and utilities) that is applied to General Fund and certain Lottery Funds only. Total savings are \$36.5 million General Fund, \$1.7 million Lottery Funds, \$5.7 million Other Funds, and \$1.6 million Federal Funds.

Omnibus adjustments also include a 2% supplemental ending balance holdback that is applied primarily to General Fund, and excludes debt service as well as selected programs. This reduction may be restored during the 2014 legislative session depending on statewide economic conditions. Agency detail for this adjustment is shown in Attachment A. Total budget reductions include \$154.9 million General Fund and \$1.4 million Lottery Funds.

Another statewide adjustment, which is included in agency budget bills and not in House Bill 5008, affects most state agencies. Package 091 (Statewide Administrative Savings) is a placeholder for administrative efficiencies and associated budget reductions in finance, information technology, human resources, accounting, payroll, and procurement expenditures. The Subcommittee affirmed that the reductions, at \$62.0 million total funds, are permanent and ongoing as they reflect fundamental changes in business processes. The Department of Administrative Services (DAS) will continue to work on details of these reductions with agencies and report to the Joint Committee on Ways and Means during the 2014 session. Agencies should direct concerns regarding permanency or implementation of the reductions to DAS. The Department will include a plan for resolving any issues related to these reductions as part of its 2014 report.

ADMINISTRATION

Oregon Department of Administrative Services

House Bill 5008 includes one-time General Fund appropriations to the Department of Administrative Services (DAS) for the following purposes:

- \$500,000 to the East Valley Water District to support completion of an environmental impact study on a proposed water storage project.
- \$250,000 to the Historic Public Market Foundation to assist with development of the James Beard Public Market in Portland.
- \$400,000 for distribution to 211info, which is a statewide, nonprofit information and referral service for community and social services. The state currently supports about one-third of the organization's operating budget, primarily through contracts with individual state agency programs for specific services. 211info also receives funding from local governments, other nonprofits, grants, and foundations. This direct General Fund appropriation is intended to help 211info maintain statewide program access over the 2013-15 biennium. An additional request to support around-the-clock operations was not funded; right now 211info operates Monday through Friday from 8 am to 6 pm. To gain a better understanding of how state agencies can most effectively use 211info and to provide the legislature information to help evaluate potential future funding requests, the Subcommittee adopted a budget note:

Budget Note:

The Department of Administrative Services shall work with other state agencies to identify all information and referral services for state government, with a primary focus on help lines (for example, 1-800 numbers). The Department will submit a report to the Joint Committee on Ways and Means during the 2014 legislative session summarizing the purpose, scope, and cost of each service. For each state agency currently using 2-1-1 the report shall also provide information on the service(s) being provided, including but not limited to, contract provisions, utilization, benefits, costs, and budget. Finally, the report shall include an analysis of potential cost savings or efficiencies that might be achieved by broader use of 2-1-1.

The Subcommittee added \$27,100,007 Other Funds expenditure limitation for one-time cost of issuance and special payments associated with the disbursement of proceeds from several Lottery Bond sales; projects are detailed below and approved in the Lottery Bond bill (Senate Bill 5533). There is no debt service in the 2013-15 biennium as the bonds will not be sold until the spring of 2015. Debt service in 2015-17 is calculated at a total of \$4,882,645 Lottery Funds: \$2,193,283 for the Lane Transit project; \$1,835,741 for the Portland Convention Center hotel project; \$637,464 for the Confederated Tribes of Umatilla; and \$216,157 for the North Central Education Service District project.

- \$10,239,248 Other Funds for disbursement to Metro for the purpose of assisting with the development of a hotel near the Portland Convention Center.
- \$3,562,986 Other Funds for disbursement to the Confederated Tribes of Umatilla for construction a 1.5 mile road extension from the Port of Umatilla into the Confederated Tribes of Umatilla, which will open additional industrial land for development.
- \$1,042,755 Other Funds for disbursement to North Central Education Service District for partial funding of digital switch technology acquisition that would serve the educational and public safety needs of Wheeler, Gilliam, and Sherman Counties.
- \$12,255,018 Other Funds for disbursement to the Lane Transit District for the West Eugene EmX extension project.

House Bill 5008 includes Other Funds expenditure limitations for the following purposes:

- \$400,000 one-time Other Funds increase to support a DAS contract with the Province of British Columbia on behalf of Multnomah County. The county wants to contract with Partnerships BC, which is a government-owned infrastructure development company, to develop a business case for a new Multnomah County Courthouse. Oregon counties are prohibited from contracting with foreign governments, but the state is allowed. This contract will be issued outside the normal, competitive procurement process because under ORS 190 DAS may enter into intergovernmental agreements with foreign governments and bypass this process. Multnomah County will pay for the planning work through DAS to Partnerships BC.
- \$2,955,118 Other Funds increase to the Enterprise Asset Services budget unit to correct a mistake when too much services and supplies expenditure limitation was inadvertently removed from the program in House Bill 5002, the budget bill for the Department of Administrative Services.
- \$24,141,833 one-time increase to the Shared Services Fund to accommodate first year payments from the Fund to counties. In 2007 the Legislature established a new program, the Shared Services Fund, to provide state support to local taxing districts affected by participation in the Strategic Investment Program. Local taxing districts are now eligible to receive payments from the state that are calculated to equal 50% of the personal income tax revenue attributable to the earnings of persons employed as result of a SIP property tax exemption. These payments would otherwise have gone to the state General Fund.

The Subcommittee increased Lottery Funds by \$21,380 to reflect additional Lottery Funds for County Fairs support. The funding is available due to the termination of the County Fair Commission, for which the Department of Agriculture had received Lottery Funds for minimal administrative support of Commission operations.

The Subcommittee also added the following budget note on how to best meet the information technology needs of small state agencies:

Budget Note:

The Department of Administrative Services is directed to report back to the February 2014 Legislative Session with a plan to address the specific needs of smaller (<300 FTE) agencies with regard to Information Technology and Telecommunications Management. The Department shall also report on resources that will be necessary to implement such a plan and how those resources would be funded.

Office of the Governor

A \$900,000 Lottery Funds limitation and three limited duration Principal Executive/Manager F positions (3.00 FTE) are added to the Office of the Governor. These positions will focus on streamlining the permitting process for significant projects across all levels of government; federal, state, county and city.

The Subcommittee approved budget adjustments for an increase in the statutorily set salary for statewide elected officials as provided for in House Bill 2322. The statewide elected officials include the Governor, Secretary of State, State Treasurer, Attorney General, and the Commissioner of Labor and Industries. Each is to receive a salary increase of \$5,000 per year, beginning on January 1, 2014. The impact on the Office of the Governor is an increase of \$9,174 General Fund, including other payroll expenses. Statewide elected officials last received a salary

increase in July of 2009. Statutory Judgeships are also to receive a salary increase (see Judicial Branch program area narrative). The compensation for members of the Legislative Assembly remains unchanged.

The following budget note was approved:

Budget Note:

The Joint Committee on Ways and Means approved a budget with House Bill 5028, the budget bill for the Oregon Business Development Department, that concerned the Regional Solutions program. That budget note is repealed, and the following, also concerning the Regional Solutions program, is adopted.

The Transportation and Economic Development Subcommittee approved a \$1 Other Funds expenditure limitation for the Oregon Business Development Department for Regional Solutions. Prior to legislative approval of any increase in the expenditure limitation for this program, the Office of the Governor shall report to the Interim Joint Committee on Ways and Means with a request to introduce a bill, for consideration during the 2014 Session of the Legislative Assembly, to establish the Regional Solutions program. In addition to any other provisions in this report that the Governor may include, the report shall include requested provisions to: provide for the establishment of Regional Solutions Centers; identify the membership, governance and duties of the Centers; establish criteria on the use of funds allocated to the program; define the process for the development and approval of funding proposals; establish authority for the Oregon Business Development Department to distribute moneys to projects funded under the program and to provide effective oversight of the uses of the moneys so distributed; and delineate the activities and responsibilities of the Oregon Business Development Department for administering the program. The Office of the Governor shall submit this report to the Interim Joint Committee on Ways and Means no later than during the Legislative Days in November 2013.

Department of Revenue

The Subcommittee approved funding for the implementation of the replacement of the agency's core information technology applications (Core System Replacement project). The estimated one-time cost of implementation totals \$70.9 million and is scheduled to be fully completed by the 2017-19 biennia. Overall, the project will be funded with \$12.5 million of General Fund and \$58.4 million of Article Q-bonds. General Fund will provide for Debt Service repayment. Ongoing costs are roughly estimated at 2-3 times the initial one-time costs.

For the 2013-15 biennium, the Subcommittee approved \$26.5 million of Other Funds expenditure limitation for development costs, which will be financed with Article XI-Q bonds approved in House Bill 5506. Personal Services are increased by \$6.0 million Other Funds (31 positions/31.00 FTE), \$18.8 million Other Funds for Services and Supplies, and \$1.7 million for Capital Outlay. Major costs include: \$11.3 million for vendor contract payments; \$1 million for vendor contracted maintenance; \$1.5 million for an independent quality assurance/control vendor; and \$3 million in vendor contract contingency costs.

Unless otherwise approved by the Legislature or the Emergency Board, the positions budgeted for the Core System Replacement project are established as permanent full-time positions under the following conditions: (a) the positions will be abolished on or before the completion of the project; (b) the positions are to remain in the Core System Replacement program (i.e., CSR summary cross reference) and may not be transferred to any other program or used for any other purpose other than the development to the Core System Replacement project; and (c) the positions may not to be included in any permanent finance plan action.

The Subcommittee appropriated \$3.6 million General Fund for the agency's payments to the Department of Administrative Services for State Data Center charges and for vendor contract maintenance costs to support the ongoing maintenance of the vendor product after installation.

The Subcommittee appropriated \$1.6 million in General Fund Debt Service to support repayment of Article XI-Q General Obligation bond proceeds approved in SB 5506. General Fund Debt Service for the 2015-17 biennium will total \$10.1 million. Other Funds expenditure limitation of \$521,182 is included for the cost of issuance of the bonds.

The Department of Administrative Services is requested to unschedule \$13 million of Other Funds expenditure limitation related to the May 2014 Article XI-Q bond sale pending a Department of Revenue report to the Legislature in 2014 on the status of the project.

The Subcommittee adopted the following budget note:

Budget Note:

The Department of Revenue (DOR) is directed to work with the Department of Administrative Services (DAS) in the development and implementation of the Core Systems Replacement Project. DAS is to provide DOR with the oversight of the project, including support for project management, information technology systems development lifecycle, procurement, quality assurance, and other needs to successfully complete this project.

DOR is to submit updated key foundational project management documentation, each accompanied by an independent quality control review, to Legislative Fiscal Office (LFO) on or before February 1, 2014, as available for review.

DOR and DAS are directed to report to LFO every six months through the biennium on the status of the project using DOR's standard project management reports as well as provide copies of all Quality Assurance and Quality Control and Independent Verification and Validation reports upon their receipt by the agency.

The Subcommittee disappropriated \$440,937 General Fund and reduced Other Funds expenditure limitation by \$146,979 from the Administration program due to the passage of Senate Bill 184, which allows for agencies to send notification by first class mail, or in some cases by an alternative method such as e-mail, in lieu of certified mail. The reduction is the difference in cost between certified mail and first class postage that is estimated to be realized by the agency.

Secretary of State

The Subcommittee approved budget adjustments for an increase in the statutorily set salary for statewide elected officials as provided for in House Bill 2322. The statewide elected officials include the Governor, Secretary of State, State Treasurer, Attorney General, and the Commissioner of Labor and Industries. Each is to receive a salary increase of \$5,000 per year, beginning on January 1, 2014. The impact on the Secretary of State is an increase of \$9,174 General Fund, including other payroll expenses. Statewide elected officials last received a salary increase in July of 2009. Statutory Judgeships are also to receive a salary increase (see Judicial Branch program area narrative). The compensation for members of the Legislative Assembly remains unchanged.

Treasurer of State

The Subcommittee approved budget adjustments for an increase in the statutorily set salary for statewide elected officials as provided for in House Bill 2322. The statewide elected officials include the Governor, Secretary of State, State Treasurer, Attorney General, and the Commissioner of Labor and Industries. Each is to receive a salary increase of \$5,000 per year, beginning on January 1, 2014. The impact on the Treasurer is an increase of \$9,174 Other Funds expenditure limitation, including other payroll expenses. Statewide elected officials last received a salary increase in July of 2009. Statutory Judgeships are also to receive a salary increase (see Judicial Branch program area narrative). The compensation for members of the Legislative Assembly remains unchanged.

CONSUMER AND BUSINESS SERVICES

Bureau of Labor and Industries

The Subcommittee approved budget adjustments for an increase in the statutorily set salary for statewide elected officials as provided for in House Bill 2322. The statewide elected officials include the Governor, Secretary of State, State Treasurer, Attorney General, and the Commissioner of Labor and Industries. Each is to receive a salary increase of \$5,000 per year, beginning on January 1, 2014. The impact on the Bureau of Labor and Industries is an increase of \$6,881 General Fund and \$2,293 Other Funds expenditure limitation, including other payroll expenses. Statewide elected officials last received a salary increase in July of 2009. Statutory Judgeships are also to receive a salary increase (see Judicial Branch program area narrative). The compensation for members of the Legislative Assembly remains unchanged.

ECONOMIC AND COMMUNITY DEVELOPMENT

Oregon Business Development Department

The Subcommittee increased the General Fund appropriation by \$280,954, to fully-fund 2013-15 biennium debt service costs for Article XI-Q general obligation bonds issued to finance Innovation Infrastructure projects. Debt service costs are higher than originally projected, because the bonds are not eligible to be issued on a tax-exempt basis. This increase will provide a total of \$694,286 General Fund to pay 2013-15 biennium debt service costs on the \$5,000,000 project. Debt service costs will increase to \$1.4 million in the 2015-17 biennium.

The Subcommittee established two new Lottery Funds expenditure limitations, and approved the establishment of three full-time, limited-duration positions (3.00 FTE). The first Lottery Funds expenditure limitation of \$1,124,525 supports three limited-duration positions housed in the Shared Services/Central Pool program area, and associated services and supplies costs. These include two positions in regional governance solutions and one position for West Coast Strategies. The second newly-established Lottery Funds expenditure limitation provides \$250,000 for Business, Innovation and Trade for an ongoing Economic Gardening services pilot project. Both of these Lottery Funds expenditure limitations are approved on a one-biennium basis, and will be phased out in the development of the Department's 2015-17 biennium current service level budget.

The bill includes several budget adjustments to allow expenditures of bond proceeds authorized for the Department by Senate Bill 5506 and Senate Bill 5533, and payment of the costs of issuing those bonds. The Other Funds expenditure limitation for the cost of issuing Article XI-Q bonds for the agency is reduced by \$115,000, and the Other Funds expenditure limitation for the cost of issuing lottery revenue bonds for the re-

capitalization of the Special Public Works Fund is reduced by \$132,221 from the levels approved in House Bill 5028, the Department's budget bill. These adjustments will provide expenditure limitation of \$120,000 for the cost of issuing the Article XI-Q bonds, and \$258,580 for the cost of issuing the lottery revenue bonds. These costs will be funded from bond proceeds.

The Subcommittee increased the Other Funds expenditure limitation for the seismic rehabilitation grant program by \$30,000,000 to permit expenditure of bond proceeds approved for that program. Finally, the Subcommittee increased the agency's Nonlimited Other Funds expenditures in the Infrastructure Finance Authority by \$12,000,000 for expenditure of lottery revenue bond proceeds transferred to the Special Public Works Fund. Loan award expenditures from the Special Public Works Fund are not limited in the Department's budget.

Housing and Community Services Department

The Subcommittee approved Other Funds expenditure limitation to enable the Department to expend \$5 million in bond proceeds and \$76,190 for cost of issuance for preservation of existing affordable housing. The funds will help provide financing for the acquisition of affordable housing properties with expiring subsidies from owners who do not wish to renew their federal contracts; the properties will be acquired by new owners who commit to keeping them affordable to low-income Oregonians, rather than having the units convert to market-rate housing. The proceeds are anticipated to provide gap financing to preserve an estimated 200 units of affordable housing. The bonds are included in Senate Bill 5533.

The bill includes \$225,000 General Fund for one-time funding for the Oregon Hunger Response Fund for the first year of the biennium. An additional \$225,000 General Fund is included as a special purpose appropriation to the Emergency Board.

Department of Veterans' Affairs

Expenditure limitation is provided to the Oregon Department of Veterans' Affairs for cost of issuance in the amount of \$65,000 Other Funds, and a General Fund appropriation for debt service in the amount of \$502,814, related to the issuance of \$4 million in Article XI-Q bonds for completion of construction of a second Veterans' Home skilled nursing facility in Linn County. Other and Federal Funds Capital Construction expenditure limitation to spend the Article XI-Q bonds and federal matching funds from the U.S. Department of Veterans' Affairs is included in Senate Bill 5507.

A one-time General Fund appropriation of \$350,000 is made to the Oregon Department of Veterans' Affairs for veterans' suicide prevention and crisis intervention telephone counseling services, allocated pursuant to the following budget note:

Budget Note:

The Oregon Department of Veterans' Affairs shall establish a veterans' crisis suicide line that offers free, anonymous assistance, 24 hours a day, to active-duty service members, veterans and their families. The Department shall establish an RFP process for the line to contract with a provider that has a contractual affiliation with the National Suicide Prevention Line and the National Veteran's Crisis Line, and has capacity to answer at least 30,000 veteran or suicide calls per year. The Department shall establish the line within 90 days of passage.

EDUCATION

Department of Education

The State School Fund is adjusted in this bill to reflect a rebalance of statewide resources, decreasing General Fund and increasing Lottery Funds expenditure limitation by \$12,826,545.

The Other Funds expenditure limitation of the Department of Education for the Grant-in-Aid budget unit is increased by \$11,341,084 and the Other Funds expenditure limitation for the Operations unit of the Department of Education is increased by \$658,916 for increased resources for the Network of Quality Teaching and Learning. The funding is contingent on the increased distribution of up to \$12 million from the Common School Fund over and above the standard distribution according to the policy adopted by the State Land Board on April 14, 2009. The increased resources for the Network will be used for grants, contracts and other assistance distributed to school districts, education service districts, and other entities as well as for agency staffing and associated costs for the following components of the Network: (1) \$2.6 million for Educator Effectiveness, (2) \$1.2 million for Student Centered Learning, (3) \$500,000 for Educator Preparation, (4) \$1.0 million for Closing the Achievement Gap, (5) \$2.2 million for Aligning Professional Development Plans to School Improvement Objectives and Educators' Needs, and (6) \$4.5 million for Supporting Implementation of Common Core Standards. Three new limited duration positions are established (two Education Program Specialist 2 and a Program Analyst 4) and the FTE is increased on two other Program Analyst 4 positions for a total FTE increase of 3.38 FTE. This \$12 million increase is a one-time increase for only the 2013-15 biennium.

The Subcommittee approved an increase of \$2.0 million General Fund in the amount appropriated for the strategic initiatives in the grant-in-aid budget unit. These additional funds are for an increase in resources for the Seamless Transitions policy package (package 305) for collaboration or consortiums of post-secondary institutions and school districts to increase the award of college or community college credits for high school students. The combined funding of this \$2.0 million and the \$2.0 million appropriated for this purpose in Senate Bill 5518, is to be used to support the Eastern Promise consortium and the expansion of consortiums into other regions of the state.

The bill includes \$1.5 million General Fund for Student Achievement Improvement Grants established in House Bill 2322. The Department of Education is to award at least two grants per congressional district to schools considered high poverty under Title I of the federal Elementary and Secondary Act, serving students in grades Kindergarten to 8th grade that are in the bottom five percent of all schools based on the rating system used by the Department for academic performance. The funds are to be used to hire at least one licensed teacher at the school. The grant program is only authorized for the 2013-15 biennium.

The following budget notes were approved:

Budget Note:

The Oregon Department of Education is instructed to report to the Interim Joint Committee on Ways and Means before January 1, 2014 on progress on implementing its 2013-15 strategic plan. This first report is to be a baseline for future reports to the Legislature for measuring the success of transforming the agency to focus more on assisting and collaborating with educational partners, closing the achievement gaps, and being more "results-focused." The report should include the following:

1. A breakdown of the agency's education programs and services with a description of each program and service, including overall purpose, description of federal or state laws or rule that govern the program, target group served, overall funding by fund type, amount of program funding, amount of staff resources dedicated to the program based on FTE, amount spent on administrative costs at the state level, and description of measurements use to gauge the performance of the program or service.
2. Actions taken by the agency in the past six months to become more collaborative with partners and to improve customer service.
3. Actions taken by the agency in the past six months to increase the share of funding the agency receives that is passed through to educational partners.
4. Comparison of the staffing levels and operations of the Oregon Department of Education with education agencies in other states with similar missions and responsibilities.
5. Description of changes in the overall measures and metrics established by the agency as part of it strategic plan development.

The Department will consult with the Legislative Fiscal Office in determining the level of detail included in item #1 above and how specific the program level that should be in the report to the Legislature. In addition to the report due by January 1, 2014, the Department is instructed to provide updated information on the items above during the budget presentation to the Joint Committee on Ways and Means during the 2015 Legislative Session.

Budget Note:

The Department of Education shall not purchase or acquire the interim item bank and related assessments from Smarter Balance Assessment Consortium. The Department shall provide each district with available funds to administer a locally selected and established interim growth assessment system for students in grades Kindergarten through ninth that is capable of informing instruction and measuring student academic performance against a stable scale irrespective of grade level.

The Subcommittee approved an increase of \$500,000 General Fund for the Farm to School program described in ORS 336.431. This program enables schools to offer fresh, locally sourced products and to promote mutually beneficial educational activities and focus on children's long-term health habits. In addition, Federal Funds expenditure limitation for early learning programs was increased by \$1.0 million to reflect a larger carry-forward of child care related funds from 2011-13.

Department of Community Colleges and Workforce Development

A specific Other Funds expenditure limitation for debt service for Article XI-G bonds is established in the amount of \$307,051 for the Department of Community Colleges and Workforce Development. A corresponding reduction in another Other Funds expenditure limitation for the Department is made for a net change of zero across the entire agency.

Oregon Health and Science University

House Bill 5008 includes a General Fund appropriation of \$1,000,000 through the Department of Administrative Services, for the Primary Health Care Loan Forgiveness Program in the Office of Rural Health at the Oregon Health and Science University. This program provides loans to eligible primary care practitioners enrolled in an approved rural-specific Oregon training Program, and was established in 2011. This provides additional funding for the 2013-15 biennium.

Higher Education Coordinating Commission

The Subcommittee approved an increase of \$859,630 General Fund for the budget for the Higher Education Coordinating Commission (HECC) to reflect the added responsibilities of House Bill 3120 and Senate Bill 270. Both of these bills are related to post-secondary education governance. This funding is in addition to the amount already included in House Bill 5033, the budget bill for the HECC. This funding will be used to fund six permanent positions (3.69 FTE) – a manger, two Operations/Policy Analyst 4 positions, two Education Program Specialist 2 positions, and one Procurement and Contract Specialist 3 position. The manager position is budgeted to start in October of 2013 with the remaining positions to start in April 2014. The following budget note was approved:

Budget Note:

Prior to final adoption of any significant change to the distribution of the Community College Support Fund, the Higher Education Coordinating Commission is directed to consult with the appropriate legislative committees including the interim policy committees with jurisdiction on post-secondary education issues and the interim Joint Committee on Ways and Means or Emergency Board on the proposed distribution change.

Oregon University System

The Subcommittee increased the General Fund appropriation for public university support by \$15,000,000 with direction that the money be used to reduce resident undergraduate tuition increases at the state's seven public universities. The Subcommittee adopted the following budget note to limit tuition increases on resident undergraduate students:

Budget Note:

In adopting the budget for the Oregon University System, the Legislature intends that increases in the base rates for tuition paid by resident undergraduate students on all seven campuses and one branch campus (EOU, OIT, OSU, OSU-Cascades, PSU, SOU, UO and WOU) may not exceed an average of 3.5% at any individual campus in any given year of the 2013-15 biennium. For students choosing the Tuition Promise program at WOU, rates of increase over the prior cohort may not exceed 5.7% in any given year. These limits on tuition shall apply to all seven campuses and one branch campus for the next two academic years (2013-14 and 2014-15) regardless of the outcome of any governance changes that may be implemented during the biennium.

House Bill 5008 includes General Fund appropriations to the Oregon University System (OUS) State Programs budget unit for the following purposes:

- \$1,200,000 to expand fermentation science programs at Oregon State University.
- \$250,000 one-time appropriation to Oregon State University for technical assistance to help shellfish hatchery larval production affected by ocean acidification and assist with the maintenance of OSU's Mollusca Brood Stock Program with the intent to produce larval strains more resilient to the adverse effects of ocean acidification.
- \$80,000 to increase the base funding for the Labor Education and Research Center at the University of Oregon.

The Subcommittee adopted the following budget note related to public university support of State Programs with non-state funding:

Budget Note:

It is the expectation of the Legislature that university support for State Programs housed within the Oregon University System be maintained or increased in the same manner as other university programs during the 2013-15 biennium.

The Subcommittee also approved a decrease of \$856,000 General Fund from the budget for the Oregon University System to reflect the shifting of various responsibilities in House Bill 3120 and Senate Bill 270 from the Chancellor's Office (CO) to the Higher Education Coordinating Commission (HECC). Both of these bills are related to post-secondary education governance. This reduction related to transfer of duties from CO to HECC rolls-up to a \$1,200,000 General Fund reduction in the 2015-17 biennium.

HUMAN SERVICES

Oregon Health Authority

The Subcommittee added \$1,360,000 General Fund to the Oregon Health Authority for the following purposes:

- \$200,000 General Fund for providing fresh Oregon-grown fruits, vegetables and cut herbs from farmers' markets and roadside stands to eligible low-income seniors under the Senior Farm Direct Nutrition Program. Another \$100,000 General Fund was added for the same purpose for eligible individuals through the Women, Infants and Children Program.
- \$260,000 General Fund to increase reimbursements for ambulance transport services.
- \$200,000 General Fund for the Oregon State Hospital to contract for legal services from the Marion County District Attorney, to address the issue of chronically violent patients at the hospital.
- \$700,000 General Fund for breast and cervical cancer screening services. Of this total, about \$400,000 is needed to backfill funding shortfalls in the first year of the biennium related to reductions in funding from the Komen Foundation, as well as reductions resulting from federal sequestration.

The transfer of \$100,000 General Fund from the CCare program to the Oregon Vasectomy Project was approved. This will supplement the project's \$10,000 Title X federal funds.

The Subcommittee approved additional rate increases for the Alcohol and Drug system in Addictions and Mental Health (AMH). A total of \$800,000 General Fund will be used to provide a 2.4% rate increase effective July 1, 2013, and another \$1.4 million General Fund will be used to increase the room and board rate for youth residential beds from \$60 per day to \$90 per day effective July 1, 2013. (The agency's regular budget bill, House Bill 5030, already increases those rates from \$30 per day to \$60 per day.) The funding for these changes comes from two sources: \$1.7 million from the "reinvested" dollars in the AMH budget, resulting from dollars freed up as more clients will have insurance beginning January 2014, and \$500,000 General Fund from the Intensive Treatment and Recovery Services (ITRS) program. With the Affordable Care Act expansion, many of the ITRS clients will have insurance, and less General Fund will be needed to maintain the program level.

ITRS is reduced an additional \$3.3 million General Fund, and this funding is placed in a special purpose appropriation in the Emergency Board, to be available for rate increases in the adult residential system for alcohol and drug treatment for the second year of the biennium. As documented in the budget report for House Bill 5030, the agency will do a study of both the youth and adult systems and report to the 2014 Legislature. Based on the findings of that study, some or all of this special purpose appropriation could be allocated at that time. The Legislature could also decide to reduce the youth rate based on the results of that study.

House Bill 5030, the budget bill for the Oregon Health Authority, eliminated all Other Funds Nonlimited authority for the Public Employees' Benefit Board and the Oregon Educators Benefit Board, and instead moved all expenditure limitation to Other Funds Limited. This bill reverses that, resulting in a decrease in Other Funds Limited of \$3.2 billion and an increase in Other Funds Nonlimited of the same amount.

The following budget notes related to the Oregon State Hospital and the Blue Mountain Recovery Center were approved:

Budget Note:

The Oregon Health Authority shall report to the interim Joint Committee on Ways and Means or the Emergency Board by December 2013 on recommendations for decreasing the use of overtime and improving patient and staff safety at the Oregon State Hospital.

In order to make recommendations, the Oregon State Hospital will form a work group that will include representation from some of the major classifications of employees, particularly those providing direct care of patients, such as psychologists, psychiatrists, registered nurses, mental health therapists, mental health therapy technicians, mental health security technicians, and managers.

The report should include the following:

- Data on overtime hours worked and costs over the last 12 to 18 months, as well as the reasons for the use of this overtime. Details on mandated overtime should be reported.
- Data on the numbers and types of assaults on patients and staff over the last 12 to 18 months, as well as the costs, both direct and indirect, associated with those assaults. The report should also contain information on the concentration of those assaults involving a small number of individuals.
- Recommendations for reducing overtime and reducing assaults, and the status of implementing those recommendations. The report should include, but not be limited to, recommendations related to the float (relief) pool, such as the appropriate mix of permanent full-time, permanent part-time, limited duration, and temporary positions. The report should also consider recommendations for working with the Marion County District Attorney to address issues related to chronically violent patients.

Budget Note:

The Oregon Health Authority shall report to the appropriate legislative committee in September and December on the planning for the transfer of patients from the Blue Mountain Recovery Center (BMRC) pending its closure on January 1, 2014. Additionally, the Oregon Health Authority shall convene a workgroup comprised of the appropriate representatives of the various stakeholder groups, to identify future options for BMRC staff and facilities. The workgroup will have the following charge:

- (1) To identify needed services for Eastern Oregon's most vulnerable people, including those with:
 - (a) acute and chronic mental illness who require special services to enable them to successfully function in society;

- (b) substance abuse and subsequent involvement with the criminal justice system; and
- (c) mental illness and additional complications arising from age-related conditions.

- (2) To advise the legislature and the Oregon Health Authority on strategies to best retain the existing specialized mental health workforce in the region; and
- (3) To advise the legislature and the Oregon Health Authority on the best utilization of the current facilities and identify additional capital improvements to provide the above-identified services.

Department of Human Services

The Subcommittee added \$5 million General Fund and \$9.7 million Federal Funds expenditure limitation (\$14.7 total funds) to the Aging and People with Disabilities budget for the following purposes:

- \$1,300,000 General Fund and \$2,900,000 Federal Funds limitation to advance the implementation date for home and community based care rate increases from October 1, 2013 to July 1, 2013. Rates have been flat since July 2008 and were increased as part of the Department's budget as approved in Senate Bill 5529.
- \$2,500,000 General Fund and \$5,600,000 Federal Funds limitation to partially restore the instrumental activities of daily living (IADL) reduction that occurred in January 2012. Using available funding, the Department will develop and implement a plan to restore hours to the maximum extent possible. The plan may include a phased-in restoration as the Department conducts eligibility re-assessments for consumers served in long term care programs.
- \$700,000 General Fund to augment \$1.6 million General Fund already approved to support projects (innovations and pilots) to develop new approaches to long term care services. The additional amount includes \$350,000 General Fund for a grant to the Neighborhood Housing and Care Program, which is implementing a model for serving people living with HIV/AIDS in their homes. The average age and acuity of these individuals is growing along with the baby boomer population.
- \$500,000 General Fund and \$1,200,000 Federal Funds limitation to help cover Homecare Worker compensation costs associated with nurse delegation duties.

The 2013-15 budget approved for the Department of Human Services (DHS) in Senate Bill 5529 continued some reductions in developmental disability program budgets for community programs and brokerages. These reductions left equity (parity) relative to state office costs at levels ranging from 85% to 95%, depending on the budget component (e.g., case management and brokerage options). After completion of the DHS budget in Senate Bill 5529, DHS discovered that, within the budgeted funding level for these programs and with some updated assumptions in the budget model, equity for both programs could be brought up to 94% across all components. The Subcommittee approved the Department's plan to realign the budgets for the programs and implement the revised parity level. DHS is currently developing workload-based models for both programs and plans to build those models into the agency's 2015-17 budget proposal.

The Subcommittee added \$1,000,000 Other Funds expenditure limitation for the Employment Related Day Care (ERDC) program to help cover child care provider rate increases while providing subsidies to as many employed parents as possible. This funding is currently available due to lower than expected 2011-13 utilization of federal Child Care Development Fund dollars by the Child Care Division; General Fund may be needed in future biennia to cover these expenditures.

Long Term Care Ombudsman

The Subcommittee added \$585,488 General Fund and seven permanent positions (2.81 FTE) to support work under Senate Bill 626, which expands duties of the Long Term Care Ombudsman to advocate for residents of care facilities who have mental illness or developmental disabilities. There are about 7,600 persons living in 1,816 licensed adult foster homes and group homes in Oregon serving persons with developmental disabilities and mental illness.

To provide the subject matter expertise needed to develop and refine the expanded program, the agency would add one permanent full-time Program Analyst 4 position. Five full-time deputy ombudsman positions (Program Analyst 2 classification) would ultimately be needed to work with approximately 125 new volunteers. Consistent with an expected gradual ramp-up for the new program, four of these positions would be phased in over the last 12 months of the 2013-15 biennium, with the fifth position phased-in at the start of the 2015-17 biennium. A half-time volunteer recruiter position (Program Analyst 1) would also be required to develop and maintain volunteer ranks and an Administrative Specialist would help support the new program, staff, volunteers, and an expanded advisory committee.

In addition, to help the agency better serve its existing clients, the Subcommittee increased the agency's budget by \$200,000 General Fund, which covers salary and other costs associated with adding one full-time deputy ombudsman position (1.00 FTE). This position will supervise 25 to 30 additional volunteers, increasing facility coverage (visits) with an emphasis on adult foster homes.

JUDICIAL BRANCH

Judicial Department

The Subcommittee increased the General Fund appropriation for judicial compensation by \$634,980, to finance a second salary increase for judges during the 2013-15 biennium. Judicial salaries are established by statute. House Bill 2322 increases the salaries of judges by \$5,000 per year beginning January 1, 2014, and by an additional \$5,000 per year beginning January 1, 2015. The 2013-15 biennium cost of the House Bill 2322 salary increases totals \$2,539,916. House Bill 5016, the budget bill for the Judicial Department, includes \$1,934,859 General Fund to fund the first \$5,000 salary increase. The General Fund increase included in this bill provides the additional funds needed to pay the second \$5,000 salary increase for the six months that it will be in effect in the 2013-15 biennium.

An Other Funds expenditure limitation increase of \$335,000 was approved for operations, for costs of issuing Article XI-Q bonds to finance a \$4.4 million capital construction project to renovate the exterior of the Supreme Court Building, and to finance a \$15 million grant to support development of a new courthouse for the Multnomah County Circuit Court in Portland. The cost of issuing the bonds will be financed from the proceeds of the bonds.

The Subcommittee also established a \$1 Other Funds expenditure limitation for the Oregon Courthouse Capital Construction and Improvement Fund. This newly-established Fund will hold Article XI-Q bond proceeds and county matching funds, and will be used to fund the purchase, remodeling or construction of courthouses owned or operated by the State. Senate Bill 5506 authorizes \$15 million of Article XI-Q bond proceeds that would be deposited into this Fund. The Legislative Assembly or the Emergency Board must increase the \$1 expenditure limitation, before bond proceeds and county matching funds could be distributed to the county for a construction project.

The Subcommittee reduced the Other Funds expenditure limitation on expenditures of Article XI-Q bond proceeds for Oregon eCourt by \$190,767, to correct an error in House Bill 5016, the Judicial Department's budget bill.

Public Defense Services Commission

The Subcommittee increased the General Fund appropriation for Professional Services by \$2,409,367. This increase includes three components:

- General Fund is increased \$2,400,000 to reduce trial-level juvenile dependency caseloads and improve the quality of legal services in juvenile dependency and termination of parental rights cases. The approved funding level will support an approximate 4.5% average reduction in the caseloads of attorneys providing these services, however, the agency may choose to distribute available funds on a pilot project basis. The agency will make caseload reductions conditional upon agreement to implement established best practices, and will evaluate the impacts of the caseload reductions.
- General Fund is increased \$864,567 to increase compensation paid to public defender contractors, hourly-paid attorneys, and hourly-paid investigators. The funds provided by this action will be added to the \$2,135,433 General Fund appropriated to the Commission for this same purpose in House Bill 5041, to provide a total of \$3,000,000 for compensation increases. From the \$3,000,000 available, the agency is to allocate \$2,329,729 to reduce the average salary differential between public defender salaries and district attorney salaries, allocate \$218,141 to increase the compensation rates for hourly-paid attorneys, and allocate \$452,130 to increase the compensation rates for hourly-paid investigators.
- General Fund is reduced \$855,200 as a result of passage of Senate Bill 40, which reduces crimes for the unlawful manufacture and possession of marijuana and marijuana products. The fiscal impact of these actions will reduce costs to the Commission by this amount.

LEGISLATIVE BRANCH

Legislative Administration Committee

The Legislative Administration Committee has increased expenditures related to the Capitol Master Plan project. The bill establishes an Other Funds limitation of \$615,000 for the cost of issuance of Article XI-Q bonds for the project. It also includes a General Fund appropriation of \$1,421,341 for the debt service on the bonds issued for the 2013-15 biennium. Expenditure limitation for the project costs are provided in SB 5507 (the capital construction bill).

Legislative Fiscal Officer

House Bill 5008 establishes an Other Funds account called the Legislative Fiscal Office Operating Fund.

NATURAL RESOURCES

State Department of Agriculture

The bill adds \$34,060 General Fund to increase special payments to USDA-APHIS-Wildlife Services for predator control activities. \$65,940 General Fund was also added to the Department of Fish and Wildlife for the same purpose. With these increases, state-support in both

departments for predator control activities will be equalized at \$415,889 for the 2013-15 biennium. The Subcommittee added the following budget note related to this increase:

Budget Note:

The Department of Fish and Wildlife and the Department of Agriculture shall, using information provided by USDA-APHIS-Wildlife Services, report to the appropriate subcommittee of the Joint Committee on Ways and Means during the 2015 Regular Session on wildlife conflicts responded to by Wildlife Services agents by species, resource type, and methods used to address the conflict, summarized by county.

The Subcommittee reduced Lottery Funds by \$21,380 to reflect the ending of the County Fair Commission, for which the Department had received funding for minimal administrative support. The moneys will now instead be added to the Lottery Funds support for County Fair payments by the Department of Administrative Services.

Columbia River Gorge Commission

The budget for the Columbia River Gorge Commission was reduced by \$79,873 General Fund to match the lower appropriation made by the State of Washington for Columbia River Gorge Commission activities.

State Department of Energy

House Bill 5008 increases the Department's Other Funds expenditure limitation by \$9,876,190 for home energy efficiency programs that will further the Ten Year Energy Plan goal of meeting new electric energy load growth through energy efficiency and conservation. This expenditure limitation includes \$76,190 for cost of issuance associated with \$5 million in Lottery Bond proceeds, as well as \$4.8 million in unexpended public purpose charge single family weatherization funding transferred from the Housing and Community Services Department in House Bill 2322.

The bill clarifies the use of Lottery Funds by the Department of Energy, to be consistent with the agency's adopted budget.

Department of Environmental Quality

House Bill 5008 removes \$17,140,248 Other Funds expenditure limitation for debt service payments mistakenly added in Senate Bill 5520. This subsection of Senate Bill 5520, the budget bill for the Department of Environmental Quality, is not necessary because the agency was also provided nonlimited Other Funds authority to pay debt service costs during the 2013-15 biennium in the same bill. This adjustment will prevent authorized Other Fund debt service payments from being erroneously doubled counted in 2013-15.

Department of Land Conservation and Development

The Subcommittee approved \$116,000 General Fund to supplement grant funding for the Southern Oregon Regional Land Use Pilot Program. The bill also includes \$80,000 General Fund for a grant to the Columbia River Gorge Commission for continuation of work on urban planning issues inside the Oregon portion of the National Scenic Area in the Columbia River Gorge. In addition, a reduction of \$35,000 General Fund in the Planning Program was approved because rulemaking will not be required to implement provisions of House Bill 2202 to mining on land zoned for exclusive farm use.

State Department of Fish and Wildlife

The Subcommittee added a one-time \$50,000 General Fund appropriation as state match for a study on the effects of cormorant predation on listed salmonids. The state support will be matched with \$150,000 Federal Funds to hire seasonal positions to conduct population surveys, conduct diet studies to help verify the extent of salmonid predations, and assist in on-going hazing efforts.

The bill also adds \$65,940 General Fund to increase special payments to USDA-APHIS-Wildlife Services for predator control activities. \$34,060 General Fund was also added to the Department of Agriculture for the same purpose. With these increases, state-support in both departments for predator control activities will be equalized at \$415,889 General Fund for the 2013-15 biennium. The Subcommittee added the following budget note for both agencies:

Budget Note:

The Department of Fish and Wildlife and the Department of Agriculture shall, using information provided by USDA-APHIS-Wildlife Services, report to the appropriate subcommittee of the Joint Committee on Ways and Means during the 2015 Regular Session on wildlife conflicts responded to by Wildlife Services agents by species, resource type, and methods used to address the conflict, summarized by county.

State Forestry Department

The Department has received a pre-award notice from the U.S. Department of Agriculture regarding the availability of \$3 million of federal legacy dollars to be applied to the Gilchrist Forest acquisition. Limitation in that amount is added for the 2013-15 biennium. The total amount includes \$600,000 for recently-available infill acreage.

To cover the expense of bond issuance for the Gilchrist Forest purchase and the East Lane construction, the Subcommittee increased Other Funds expenditure limitation by \$120,000.

The Department is directed to use up to \$200,000 of the Forest Revenue CSF account to supplement Policy Package 486, SB 5521 (2013), for the same purposes as Package 486. Package 486 provided \$250,000 Other Funds expenditure limitation to meet statutory requirements for forest research and monitoring on the Elliott State Forest.

The following budget note was approved for the State Forestry Department:

Budget Note:

Senate Bill 5521 (2013) provided \$2,885,000 Lottery Funds limitation to the Department of Forestry for the Governor's dry-side forest health collaboration effort for a new business model to improve federal forest project management and technical and scientific support. In administering the funding, the department is authorized to also consider a small grant program and a limited duration liaison position, from the \$2,885,000, at the department's discretion. The small grants are to be administered by the Oregon Watershed Enhancement Board using the Board's existing expenditure limitation. The position, if created, is to be the state's point of contact for the US Forest Service, congressional delegation, local forest collaborative groups, and the state Legislative Assembly.

The Department is directed to report to the Legislature in February 2014 on specific plans, expected outcomes, progress, and the amount of federal funding and support provided to the collaboration.

Parks and Recreation Department

Other Funds expenditure limitation is increased by \$5,000,000 for lottery bond proceeds designated to be passed through to a local recipient for the Willamette Falls project. In addition, the limitation is increased by \$69,882 for cost of issuance expenses. There is no debt service in the 2013-15 biennium as the bonds will not be sold until the spring of 2015. Debt service in 2015-17 is \$0.9 million Lottery Funds.

Department of State Lands

House Bill 5008 increases the Department's Other Funds expenditure limitation by \$307,360. This is for unspent limitation associated with the conversion of 960 open rangeland acres currently leased for livestock grazing. The acreage will be converted to about 620 acres of irrigated agriculture land. The expenditure limitation was authorized by the Emergency Board in May, 2012. Due diligence review and determination of wetlands, required before undertaking the conversion, has taken longer than expected. After the final wetlands determination report in July 2013, the agency can move ahead to complete the project.

The Subcommittee increased the Federal Funds expenditure limitation in anticipation of two Environmental Protection Agency grants to develop scientifically based tools for functions-based, watershed-scale approach to wetlands mitigation in Oregon. The Department expects final notification on the grants in September 2013. The total amount is \$135,000. The Department of Administrative Services (DAS) is requested to unschedule the limitation until such time as State Lands notifies DAS and the Legislative Fiscal Office that the funds are awarded.

Water Resources Department

The Subcommittee approved \$10,242,513 Other Funds expenditure limitation from bond proceed resources for water supply projects including, but not limited to, statewide piping and lining open, rock or dirt-lined irrigation canal projects; implementation/completion of the Umatilla Basin Aquifer Recovery Project, repairing the Dam at Wallowa Lake and constructing a new reservoir in Juniper Canyon; the Willamette Basin Long-Term Water Allocation Study; the Deschutes Basin Study; and development of above and below ground water storage projects with partners in Oregon, Washington State, and Canada.

PUBLIC SAFETY

Department of Corrections

If House Bill 3194 becomes law, the operational budget for the Department of Corrections (DOC), excluding Community Corrections, is reduced by \$19.7 million General Fund and 197 positions (65.31 FTE). This reduction eliminates most of the mandated caseload estimate included in House Bill 5005, and reflects a decrease in projected bed utilization of approximately 700 in 2013-15 from the April 2013 corrections forecast. Although the operational budget is decreased overall, the Department did receive \$168,302 General Fund and 0.79 FTE to support the transitional leave program requirements in House Bill 3194.

The Subcommittee made several modifications to DOC's Community Corrections budget. First, \$9 million General Fund was approved to enhance baseline funding for community corrections programs. Further, if House Bill 3194 becomes law, baseline funding is increased to total

\$215 million, or an additional \$8.09 million General Fund. At \$215 million, the Community Corrections baseline would be \$33 million, or 18%, above the 2011-13 legislatively approved budget. Also, conditional on passage of House Bill 3194, \$5 million General Fund was approved for jail support. DOC will distribute these dollars to counties based on each county's proportion of the baseline funding formula.

The following budget note was approved:

Budget Note:

As in the 2011-13 legislatively approved budget, the Department of Corrections is instructed to address the level of unspecified reductions in its budget without closure of existing facilities and without use of layoffs to reach the reduction goal. A report on what steps may be needed to reach reduction goals will be presented to the Joint Committee on Ways and Means during the February, 2014 legislative session.

Criminal Justice Commission

House Bill 3194 creates the Justice Reinvestment Account (Account) to support grants to counties for programs to reduce recidivism and decrease utilization of state prison capacity. However, the bill itself does not establish a funding level. The Subcommittee approved \$10 million General Fund for the Account with the understanding that an additional \$5 million would be approved during the February 2014 legislative session if the legislative assembly receives a 2013-15 General Fund forecast that is higher than the close of session forecast. This approval was made with the understanding that the Governor's Office will also direct the Criminal Justice Commission (CJC) to allocate \$5 million in federal funds from the 2012 and 2013 Byrne/Justice Assistance Grants for similar grants to counties. In the 2015-17 biennium, the current service level is expected to total \$20 million General Fund for the Account.

The Subcommittee also approved \$190,000 General Fund and the phase-in of one Program Analyst 4 (0.88 FTE) to support grant administration and the Task Force on Public Safety as authorized in House Bill 3194.

The following budget note was approved:

Budget Note:

CJC is directed to administer the Justice Reinvestment Program and Specialty Courts Grant Programs during 2013-2015 using General, Other and Federal Funds. CJC will work with the Justice Reinvestment Grant Review Committee and the Criminal Justice Commission to distribute and allocate these different funds in an efficient and effective manner. CJC will report back on the results of this work during the February 2014 legislative session.

Department of Justice

The Subcommittee approved an increase in Other Funds (Criminal Fine Account) expenditure limitation by \$700,000 to support an increased allocation to Child Abuse Multidisciplinary Intervention (CAMI). With this adjustment, CAMI would receive in total General Fund and Criminal Fine Account allocations, \$10.7 million or 9.9% increase over the 2011-13 legislatively approved budget.

An increase of \$1.8 million General Fund was approved for the Oregon Domestic and Sexual Violence Services Fund (ODSVS). If House Bill 3194 becomes law, an additional \$2.2 million General Fund, for a total of \$4 million, is approved. These adjustments augment the \$4.4 million General Fund authorized in House Bill 5018.

This bill includes a reduction in the Other Funds expenditure limitation for the Department of Justice's Civil Enforcement Division of \$471,040. During consideration of House Bill 5018, this amount was shifted from the Non-limited budget category. Upon further review, restitution and refund payments from the Protection and Education Revolving Account can correctly be categorized as Non-limited.

The Subcommittee approved the first phase of funding to replace the Child Support Enforcement Automated System (CSEAS). This approval included \$1.6 million General Fund for debt service on XI-Q Bonds authorized in Senate Bill 5506, \$14.1 million Other Funds expenditure limitation, and \$27.4 million Federal Funds. In total, the CSEA projected is estimated to cost \$109.4 million with federal funding supporting two-thirds of the project. The Subcommittee also approved the following budget note:

Budget Note:

The Department of Justice (DOJ) is directed to work with the Department of Administrative Services (DAS) in the development and implementation of the Child Support System Modernization project. DAS is to provide support to and collaborate with the DOJ in the information technology systems development lifecycle, procurement, quality assurance, and other support needed to successfully complete this project. DOJ and DAS are directed to report to the Legislative Fiscal Office at a minimum of every six months through the remainder of the biennium on the status of the project as well as provide copies of all Quality Assurance, Quality Control, and Independent Verification and Validation reports upon their receipt by the agency. DOJ is also to submit an update on the status of foundational project management documentation, including copies of completed documents, each accompanied by independent quality control review, to LFO by December 1, 2013.

The Subcommittee approved budget adjustments for an increase in the statutorily set salary for statewide elected officials as provided for in House Bill 2322. The statewide elected officials include the Governor, Secretary of State, State Treasurer, Attorney General, and the Commissioner of Labor and Industries. Each is to receive a salary increase of \$5,000 per year, beginning on January 1, 2014. The impact on the Department of Justice is an increase of \$9,174 Other Funds expenditure limitation, including other payroll expenses. Statewide elected officials last received a salary increase in July of 2009. Statutory Judgeships are also to receive a salary increase (see Judicial Branch program area narrative). The compensation for members of the Legislative Assembly remains unchanged.

The Subcommittee also authorized \$75,000 General Fund to support the Oregon Crime Victims Law Center. Further, the Defense of Criminal Conviction program was reduced by \$391,724 General Fund to reflect a smaller increase in mandated caseload.

Oregon Military Department

The Subcommittee appropriated \$275,000 of General Fund for the Oregon Local Disaster Assistance Loan and Grant Account under the Emergency Management program for possible loans or grants from the account. The Department will need to request Other Funds expenditure limitation from either the Legislature or the Emergency Board specific to a local disaster in order to expend funds from the Account.

The bill includes \$15,000 General Fund for the Oregon Youth Challenge program for the reimbursement of fuel costs of participating youths' parents or legal guardians who travel to the program to visit their children. The Oregon Youth Challenge program is to establish a reimbursement policy for such expenses and is to expend no more than the appropriation provided, unless federal matching funds are available for this purpose.

General Fund Debt Service of \$314,523 was approved to support repayment of Article XI-Q General Obligation bond approved in Senate Bill 5506 for the 2013-15 biennium (Sharff Hall – Portland and Roseburg Armory). The appropriation reflects a reduction of \$78,840 for General Fund Debt Service savings from previously issued bonds. The General Fund Debt Service for the 2015-17 biennium will total \$2.2 million and will include Debt Service costs for Sharff Hall, the Medford Armory, the Roseburg Armory, and the Baker City Readiness Center. The Subcommittee also approved \$237,345 Other Funds expenditure limitation for the cost of issuance for the four projects.

Oregon State Police

To address concerns for diminishing availability of public safety services in some Oregon counties, particularly in the areas of patrol and criminal investigations, the Subcommittee approved \$1.16 million General Fund and 10 trooper positions (2.50 FTE) within the Patrol Division, \$462,000 General Fund and four trooper positions (1.00 FTE) within the Criminal Division, \$1.47 million General Fund for forensic equipment and one Forensic Scientist (0.88 FTE), and \$300,000 General Fund to support contractual payments for medical examiner services in Southern Oregon.

Department of Public Safety Standards and Training

The Subcommittee approved \$1 million Other Funds (Criminal Fine Account) expenditure limitation and four Public Safety Training Specialist 2 positions (3.52 FTE) to support the Oregon Center for Policing Excellence.

Oregon Youth Authority

The General Fund appropriation for the East Multnomah County gang funding is increased by \$126,673 for extraordinary inflation associated with personnel costs. Total funding with this addition is \$1,833,428.

Because of savings in capital projects, Oregon Youth Authority is able to redirect unspent funds to debt service, eliminating the need for the same amount of General Fund. The Subcommittee approved establishing a new other Funds expenditure limitation for \$384,877 for debt service. The General Fund reduction is included in the omnibus adjustments.

TRANSPORTATION

Department of Transportation

Senate Bill 665 proposed moving the Statewide Interoperability Coordinator (SWIC) position and support for the Statewide Interoperability Executive Council from the Department of Transportation to the Department of Administrative Services. The bill was not heard. The agencies are instructed to complete planning for the transfer and report to the February 2014 Legislature on status of the federal FirstNet grant funding and how the SWIC's salary and other expenses will be paid. Two positions that were eliminated from the Department of Transportation's Highway Maintenance unit budget in anticipation of Senate Bill 665's passage are restored. They are a Project Manager 3 and an Operations and Policy Analyst 4. Other Funds expenditure limitation is increased by \$391,871 in Personal Services to support the positions.

House Bill 3137 permits an individual to submit to the Department of Transportation a voluntary odometer reading for a vehicle over ten years old as part of transfer of any interest in the motor vehicle. The measure has a fiscal impact to the Driver and Motor Vehicles Division. If the bill becomes law, it is understood that the Department may proceed with implementation if the National Highway Traffic Safety Administration odometer fraud grant in the same amount, for which the Department applied in May, 2013, is awarded. If the grant is not awarded and the Department can find no other funding to implement the measure, the Department may request funding from the Legislature in February 2014.

The Subcommittee approved an increase in Other Funds expenditure limitation in the Transportation Program Development section of \$42,000,000 in lottery bond proceeds for ConnectOregon V. In addition, the limitation is increased by \$691,683 for cost of issuance expenses. There is no debt service in the 2013-15 biennium as the bonds will not be sold until the spring of 2015. Debt service in 2015-17 is \$7.6 million Lottery Funds. The following direction was provided:

Budget Note:

In order to ensure Connect Oregon Funds are used efficiently and effectively, the department shall take steps to ensure that projects are delivered on time and on budget. Actions shall include, but not be limited to, the withholding of five percent of the moneys awarded. Of the amount withheld under this section, the department shall release to the recipient:

- (a) Eighty percent when the recipient has completed the project.
- (b) Twenty percent when the recipient has submitted and the department has accepted the final performance measure report as established by agreement between the department and the recipient. The department may not pay and the recipient forfeits the amount withheld under this paragraph if the recipient does not submit a final performance measure report before the due date in a manner that is acceptable to the department as established by the agreement between the department and the recipient. Additionally, if the recipient does not submit the performance measure report before the due date, the recipient may not apply for another performance grant during the next application cycle.

Public Transit Other Funds expenditure limitation is increased by \$3,500,000 lottery bond proceeds for the Salem Keizer Transit Center. In addition, the Other Funds limitation is increased by \$62,986 for cost of issuance expenses. There is no debt service in the 2013-15 biennium as the bonds will not be sold until the spring of 2015. Debt service in 2015-17 is \$0.6 million Lottery Funds.

General Fund debt service in Senate Bill 5544 for the Lane Transit EmX project is eliminated, for a reduction of \$757,944. Lottery Funds debt service for this borrowing will begin in the 2015-17 biennium.

Other Funds expenditure limitation is increased in the Rail Division by \$10,000,000 for lottery bond proceeds for Coos Bay Rail. In addition, the limitation is increased by \$239,248 for cost of issuance expenses. There is no debt service in the 2013-15 biennium as the bonds will not be sold until the spring of 2015. Debt service in 2015-17 is \$1.8 million Lottery Funds.

Adjustments to 2011-13 Budgets

Emergency Board

House Bill 5008 disappropriates \$50,447,306 General Fund from the Emergency Board. This represents all remaining appropriation in the Emergency Board for the 2011-13 biennium.

Oregon University System

The Subcommittee acted to align 2011-13 Other Funds expenditure limitations, adopted for the Oregon University System (OUS) before Senate Bill 242 (2011) was passed, with current budget reality, by removing a total of \$2,329,480,585 Other Fund limited and \$2,236,635,139 Other Funds non-limited authority approved by the Legislature during the 2011 Regular Session. With the passage of Senate Bill 242 (2011) the Oregon University System and its seven public universities were reorganized as non-state agencies. Part of this change involved removing OUS from being subject to Other Funds expenditure limitation by the Legislature.

Oregon Youth Authority

House Bill 5008 includes a supplemental General Fund appropriation of \$200,000 for operations.

Military Department

The Subcommittee disappropriated \$460,000 of General Fund for the Oregon Local Disaster Assistance Loan and Grant Account, which is in the Emergency Management program. There are currently no outstanding loan or grant requests for the account. The Subcommittee also disappropriated \$26,748 of General Fund Debt Service savings from the Capital Debt Service and Related Costs program.

Agency Name	Appropriation Description	Bill Number	Section/ Sub	Fund	General Fund	Lottery Funds	Other Funds	Federal Funds
ADMINISTRATION								
ADVOCACY COMMISSIONS OFFICE	Operating Expenses	SB 5501	01	GF	(8,301)	-	-	-
DEPT OF ADMIN SERVICES	Chief Operating Office	HB 5002	01-01	GF	(5,511)	-	-	-
DEPT OF ADMIN SERVICES	Enterprise Asset Management	HB 5002	01-02	GF	(25,298)	-	-	-
DEPT OF ADMIN SERVICES	Oregon Public Broadcasting	HB 5002	01-03	GF	(10,000)	-	-	-
DEPT OF ADMIN SERVICES	Oregon Historical Society	HB 5002	01-04	GF	(15,000)	-	-	-
SECRETARY OF STATE	Administrative Services	SB 5539	01-01	GF	(39,053)	-	-	-
SECRETARY OF STATE	Elections Division	SB 5539	01-02	GF	(136,133)	-	-	-
DEPT OF REVENUE	Administration	SB 5538	01	GF	(1,121,210)	-	-	-
DEPT OF REVENUE	Property Tax	SB 5538	02	GF	(289,008)	-	-	-
DEPT OF REVENUE	Personal Tax and Compliance	SB 5538	03	GF	(1,329,932)	-	-	-
DEPT OF REVENUE	Business	SB 5538	04	GF	(446,852)	-	-	-
DEPT OF REVENUE	Elderly Rental Assistance and Nonprofit Housing	SB 5538	05	GF	(113,440)	-	-	-
EMPLOYMENT RELATIONS BOARD	Operating Expenses	HB 5010	01	GF	(38,817)	-	-	-
OFFICE OF THE GOVERNOR	Operating Expenses	SB 5523	01	GF	(205,081)	-	-	-
OFFICE OF THE GOVERNOR	Expenses for Duties	SB 5523	02	GF	(1,000)	-	-	-
OREGON STATE LIBRARY	Operating Expenses	HB 5022	01	GF	(32,951)	-	-	-
CONSUMER AND BUSINESS SERVICES								
BUREAU OF LABOR AND INDUSTRIES	Operating Expenses	HB 5020	01	GF	(234,674)	-	-	-
ECONOMIC DEVELOPMENT								
ECONOMIC AND COMMUNITY DEVELOP	Arts Commission	HB 5028	01-01	GF	(89,679)	-	-	-
ECONOMIC AND COMMUNITY DEVELOP	Business, Innovation and Trade	HB 5028	03-01	LF	-	(1,178,533)	-	-
ECONOMIC AND COMMUNITY DEVELOP	Business, Innovation and Trade - Seismic Rehab	SB 813	18e-01	LF	-	(3,208)	-	-
ECONOMIC AND COMMUNITY DEVELOP	Shared Services	HB 5028	03-02	LF	-	(136,228)	-	-
ECONOMIC AND COMMUNITY DEVELOP	Shared Services - Seismic Rehab	SB 813	18e-02	LF	-	(2,413)	-	-
ECONOMIC AND COMMUNITY DEVELOP	Oregon Film & Video Office	HB 5028	03-03	LF	-	(23,072)	-	-
ECONOMIC AND COMMUNITY DEVELOP	Oregon Growth Board	HB 2323	14	LF	-	(2,000)	-	-
ECONOMIC AND COMMUNITY DEVELOP	Oregon Industrial Site Readiness Program	SB 246	08	LF	-	(3,585)	-	-
ECONOMIC AND COMMUNITY DEVELOP	Beginning and Expanding Farmer Loan Program	HB 2700	07	LF	-	(4,552)	-	-
DEPT OF HOUSING/COMMUNITY SVCS	Operating Expenses	HB 5015	01	GF	(169,304)	-	-	-
DEPT OF VETERANS AFFAIRS	Services Provided by ODVA	HB 5047	01-01	GF	(82,086)	-	-	-
DEPT OF VETERANS AFFAIRS	County Payments	HB 5047	01-02	GF	(91,535)	-	-	-
DEPT OF VETERANS AFFAIRS	Vet's Services Organizations Payments	HB 5047	01-03	GF	(2,212)	-	-	-
EDUCATION								
DEPT OF EDUCATION	Operations	SB 5518	01-01	GF	(909,397)	-	-	-
DEPT OF EDUCATION	Oregon School for the Deaf	SB 5518	01-02	GF	(222,340)	-	-	-
DEPT OF EDUCATION	Early intervention services and early childhood special education programs	SB 5518	02-01	GF	(2,720,844)	-	-	-
DEPT OF EDUCATION	Other special education programs	SB 5518	02-02	GF	(857,426)	-	-	-
DEPT OF EDUCATION	Blind and Visually Impaired Student Fund	SB 5518	02-03	GF	(19,769)	-	-	-
DEPT OF EDUCATION	Breakfast and summer food programs	SB 5518	02-04	GF	(46,375)	-	-	-
DEPT OF EDUCATION	Strategic investments	SB 5518	02-05	GF	(436,976)	-	-	-

Agency Name	Appropriation Description	Bill Number	Section/ Sub	Fund	General Fund	Lottery Funds	Other Funds	Federal Funds
DEPT OF EDUCATION	Other grant-in-aid programs	SB 5518	02-06	GF	(80,053)	-	-	-
DEPT OF EDUCATION	Oregon prekindergarten program	SB 5518	02-07	GF	(2,548,483)	-	-	-
DEPT OF EDUCATION	Other early learning programs	SB 5518	02-08	GF	(673,910)	-	-	-
DEPT OF EDUCATION	Youth development programs	SB 5518	02-09	GF	(114,982)	-	-	-
OREGON EDUCATION INVESTMENT BRD	Operating Expenses	SB 5548	01	GF	(123,176)	-	-	-
STUDENT ASSISTANCE COMMISSION	Oregon Opportunity Grants	HB 5032	01-01	GF	(2,269,536)	-	-	-
STUDENT ASSISTANCE COMMISSION	OSAC operations	HB 5032	01-02	GF	(63,076)	-	-	-
STUDENT ASSISTANCE COMMISSION	Other payments to individuals and institutions	HB 5032	01-03	GF	(28,985)	-	-	-
COMMUNITY COLLEGES DEPARTMENT	Operations	HB 5019	01-01	GF	(275,715)	-	-	-
COMMUNITY COLLEGES DEPARTMENT	Skills centers	HB 5019	01-03	GF	(12,000)	-	-	-
HIGHER EDUCATION COORD. COMM.	Operations	HB 5033	01	GF	(45,957)	-	-	-
HUMAN SERVICES								
LONG TERM CARE OMBUDSMAN	Operating Expenses	HB 5024	01	GF	(39,554)	-	-	-
COMMISSION FOR THE BLIND	Operating Expenses	HB 5003	01	GF	(31,287)	-	-	-
PSYCHIATRIC REVIEW BOARD	Operating Expenses	HB 5040	01	GF	(46,969)	-	-	-
DEPT OF HUMAN SERVICES	Central Services, Statewide Assessments & Enterprise-wide Costs	SB 5529	01-01	GF	(3,618,994)	-	-	-
DEPT OF HUMAN SERVICES	Child Welfare, Self Sufficiency, and Vocational Rehabilitation Services	SB 5529	01-02	GF	(16,897,531)	-	-	-
DEPT OF HUMAN SERVICES	Aging and People with Disabilities and Developmental Disabilities Programs	SB 5529	01-03	GF	(25,049,879)	-	-	-
OREGON HEALTH AUTHORITY	Programs	HB 5030	01-01	GF	(36,974,198)	-	-	-
OREGON HEALTH AUTHORITY	Central Services, Statewide Assessments and Enterprise-wide Costs	HB 5030	01-02	GF	(1,834,762)	-	-	-
JUDICIAL BRANCH								
JUDICIAL FIT OR DISABILITY COM	Administration	HB 5017	01-01	GF	(3,849)	-	-	-
JUDICIAL FIT OR DISABILITY COM	Extraordinary expenses	HB 5017	01-02	GF	(206)	-	-	-
JUDICIAL DEPARTMENT	Operations	HB 5016	01-02	GF	(5,455,635)	-	-	-
JUDICIAL DEPARTMENT	Mandated Payments	HB 5016	01-03	GF	(296,940)	-	-	-
JUDICIAL DEPARTMENT	Electronic Court	HB 5016	01-04	GF	(37,415)	-	-	-
JUDICIAL DEPARTMENT	Third-party Debt Collections	HB 5016	01-06	GF	(239,201)	-	-	-
JUDICIAL DEPARTMENT	Oregon Law Commission	HB 5016	05	GF	(4,492)	-	-	-
JUDICIAL DEPARTMENT	Council on Court Procedures	HB 5016	06	GF	(1,040)	-	-	-
JUDICIAL DEPARTMENT	Conciliation & mediation services in circuit courts	HB 5016	07-01	GF	(144,248)	-	-	-
JUDICIAL DEPARTMENT	Operating law libraries or providing law library services	HB 5016	08-01	GF	(144,248)	-	-	-
PUBLIC DEFENSE SERVICES	Appellate Division	HB 5041	01-01	GF	(291,347)	-	-	-
PUBLIC DEFENSE SERVICES	Professional Services	HB 5041	01-02	GF	(4,617,158)	-	-	-
PUBLIC DEFENSE SERVICES	Contract and Business Services Division	HB 5041	01-03	GF	(65,418)	-	-	-
LEGISLATIVE BRANCH								
LEGISLATIVE ADMIN COMMITTEE	General program	HB 5021	01-01	GF	(533,335)	-	-	-
LEGISLATIVE ASSEMBLY	Biennial General Fund	HB 5021	04	GF	(266,482)	-	-	-
LEGISLATIVE ASSEMBLY	77th Leg Assembly	HB 5021	05-01	GF	(338,307)	-	-	-
LEGISLATIVE ASSEMBLY	78th Leg Assembly	HB 5021	05-02	GF	(176,899)	-	-	-
LEGISLATIVE COUNSEL COMMITTEE	Operating Expenses	HB 5021	08	GF	(200,172)	-	-	-

Agency Name	Appropriation Description	Bill Number	Section/ Sub	Fund	General Fund	Lottery Funds	Other Funds	Federal Funds
LEGISLATIVE FISCAL OFFICER	Operating Expenses	HB 5021	11-01	GF	(73,889)	-	-	-
LEGISLATIVE REVENUE OFFICE	Operating Expenses	HB 5021	12	GF	(51,399)	-	-	-
INDIAN SERVICES COMMISSION	Operating Expenses	HB 5021	13	GF	(9,186)	-	-	-
NATURAL RESOURCES								
DEPT OF GEOLOGY AND INDUSTRIES	General Fund	HB 5014	01	GF	(51,519)	-	-	-
DEPT OF PARKS AND RECREATION	General Fund	HB 5034	01	GF	(20,000)	-	-	-
LAND USE APPEALS BOARD	General Fund	SB 5531	01	GF	(30,950)	-	-	-
DEPT OF WATER RESOURCES	Water resources program	SB 5547	01	GF	(540,096)	-	-	-
DEPT OF AGRICULTURE	Administrative and Support Services	SB 5502	01-01	GF	(33,821)	-	-	-
DEPT OF AGRICULTURE	Food Safety	SB 5502	01-02	GF	(130,436)	-	-	-
DEPT OF AGRICULTURE	Natural Resources	SB 5502	01-03	GF	(140,392)	-	-	-
DEPT OF AGRICULTURE	Agricultural Development	SB 5502	01-04	GF	(79,760)	-	-	-
DEPT OF ENVIRONMENTAL QUALITY	Air quality	SB 5520	01-01	GF	(114,865)	-	-	-
DEPT OF ENVIRONMENTAL QUALITY	Water quality	SB 5520	01-02	GF	(392,845)	-	-	-
DEPT OF ENVIRONMENTAL QUALITY	Land quality	SB 5520	01-03	GF	(15,194)	-	-	-
DEPT OF FISH AND WILDLIFE	Fish Division	HB 5013	01-01	GF	(252,570)	-	-	-
DEPT OF FISH AND WILDLIFE	Wildlife Division	HB 5013	01-02	GF	(9,787)	-	-	-
DEPT OF FISH AND WILDLIFE	Administrative Services Division	HB 5013	01-03	GF	(29,412)	-	-	-
DEPT OF FISH AND WILDLIFE	Capital Improvement	HB 5013	01-05	GF	(2,912)	-	-	-
DEPT OF FORESTRY	Agency administration	SB 5521	01-01	GF	(4,000)	-	-	-
DEPT OF FORESTRY	Fire protection	SB 5521	01-02	GF	(771,994)	-	-	-
DEPT OF FORESTRY	Private forests	SB 5521	01-03	GF	(286,486)	-	-	-
DEPT OF LAND CONSERVTN/DEVELOP	Planning program	SB 5530	01-01	GF	(211,684)	-	-	-
DEPT OF LAND CONSERVTN/DEVELOP	Grant Programs	SB 5530	01-02	GF	(24,653)	-	-	-
COLUMBIA RIVER GORGE COMMISSION	Operating Expenses	SB 5511	01	GF	(17,820)	-	-	-
PUBLIC SAFETY								
BOARD OF PAROLE/POST PRISON	General Fund	HB 5035	01	GF	(79,300)	-	-	-
OREGON STATE POLICE	Patrol services, criminal investigations and gaming enforcement	HB 5038	01-01	GF	(2,965,500)	-	-	-
OREGON STATE POLICE	Fish and wildlife enforcement	HB 5038	01-02	GF	(57,000)	-	-	-
OREGON STATE POLICE	Forensic services and State Medical Examiner	HB 5038	01-03	GF	(742,545)	-	-	-
OREGON STATE POLICE	Administrative Services, information management and Office of the State Fire Marshal	HB 5038	01-04	GF	(928,850)	-	-	-
DEPT OF CORRECTIONS	Operations and health services	HB 5005	01-01	GF	(17,849,890)	-	-	-
DEPT OF CORRECTIONS	Administration, general services and human resources	HB 5005	01-02	GF	(2,570,120)	-	-	-
DEPT OF CORRECTIONS	Offender management and rehabilitation	HB 5005	01-03	GF	(1,281,735)	-	-	-
DEPT OF CORRECTIONS	Community corrections	HB 5005	01-04	GF	(4,342,090)	-	-	-
DEPT OF CORRECTIONS	Capital Improvements	HB 5005	01-06	GF	(53,975)	-	-	-
CRIMINAL JUSTICE COMMISSION	General Fund	HB 5007	01	GF	(277,465)	-	-	-
DISTRICT ATTORNEYS/DEPUTIES	Department of Justice for District Attorneys	SB 5517	01	GF	(209,190)	-	-	-
DEPT OF JUSTICE	Office of AG & administration	HB 5018	01-01	GF	(6,000)	-	-	-
DEPT OF JUSTICE	Civil enforcement	HB 5018	01-02	GF	(77,855)	-	-	-
DEPT OF JUSTICE	Criminal Justice	HB 5018	01-03	GF	(168,930)	-	-	-
DEPT OF JUSTICE	Crime victims' services	HB 5018	01-04	GF	(114,900)	-	-	-
DEPT OF JUSTICE	Defense of criminal conviction	HB 5018	01-05	GF	(379,270)	-	-	-

Agency Name	Appropriation Description	Bill Number	Section/ Sub	Fund	General Fund	Lottery Funds	Other Funds	Federal Funds
DEPT OF JUSTICE	Child Support Division	HB 5018	01-06	GF	(465,565)	-	-	-
DEPT OF MILITARY	Administration	SB 5534	01-01	GF	(88,729)	-	-	-
DEPT OF MILITARY	Operations	SB 5534	01-02	GF	(127,396)	-	-	-
DEPT OF MILITARY	Emergency Management	SB 5534	01-03	GF	(37,768)	-	-	-
DEPT OF MILITARY	Community Support	SB 5534	01-04	GF	(4,114)	-	-	-
OREGON YOUTH AUTHORITY	Operations	HB 5050	01-01	GF	(5,017,373)	-	-	-
OREGON YOUTH AUTHORITY	Juvenile crime prevention/diversion	HB 5050	01-02	GF	(351,862)	-	-	-
OREGON YOUTH AUTHORITY	East Multnomah County gang funding	HB 5050	01-03	GF	(34,135)	-	-	-
OREGON YOUTH AUTHORITY	Multnomah County Gang Services	HB 5050	01-04	GF	(67,542)	-	-	-
OREGON YOUTH AUTHORITY	Capital Improvements	HB 5050	01-06	GF	(14,763)	-	-	-
TRANSPORTATION								
OREGON DEPT OF TRANSPORTATION	PTD: Elderly & People w/Disabilities Transportation Pgm	SB 5544	02	GF	(40,000)	-	-	-
TOTAL					(154,895,175)	(1,353,591)	-	-

**77th OREGON LEGISLATIVE ASSEMBLY – 2014 Session
BUDGET REPORT AND MEASURE SUMMARY**

MEASURE: HB 5201-A

JOINT COMMITTEE ON WAYS AND MEANS

**Carrier – House: Rep. Buckley
Carrier – Senate: Sen. Devlin**

Action: Do Pass as Amended and be Printed A-Engrossed

Vote: 21 – 5 – 0

House

Yeas: Barker, Buckley, Frederick, Huffman, Jenson, Komp, Nathanson, Read, Smith, Tomei, Williamson

Nays: Hanna, Freeman, McLane, Richardson

Exc:

Senate

Yeas: Bates, Devlin, Edwards, Girod, Hansell, Johnson, Monroe, Steiner Hayward, Thomsen, Winters

Nays: Whitsett

Exc:

Prepared By: Linda Ames and Laurie Byerly, Legislative Fiscal Office

Reviewed By: Daron Hill, Legislative Fiscal Office

Meeting Date: March 6, 2014

Agency

Various Agencies

Emergency Board

Biennium

2013-15

Budget Summary⁽¹⁾

Emergency Board

	2013-15 Legislatively Approved Level ⁽²⁾	2014 Committee Recommendation	Committee Change from 2013-15 Leg. Approved	
			\$\$ Change	% Change
General Fund - General Purpose	\$ 30,000,000	\$ 30,000,000	\$ -	0.0%
General Fund - Special Purpose Appropriations				
State employee compensation changes	\$ 86,500,000	\$ -	\$ (86,500,000)	-100.0%
Home health care worker compensation	\$ 12,900,000	\$ -	\$ (12,900,000)	-100.0%
Department of Education - student assessments	\$ 4,600,000	\$ -	\$ (4,600,000)	-100.0%
Department of Education - youth development	\$ 1,789,557	\$ -	\$ (1,789,557)	-100.0%
Housing & Community Services - various	\$ 9,215,066	\$ -	\$ (9,215,066)	-100.0%
Oregon Health Authority - A&D rate increases	\$ 3,300,000	\$ -	\$ (3,300,000)	-100.0%
Oregon Health Authority - dental pilots	\$ 100,000	\$ -	\$ (100,000)	-100.0%
Seniors	\$ 26,000,000	\$ 12,704,627	\$ (13,295,373)	-51.1%
Oregon Health Authority/Department of Human Services - future costs	\$ -	\$ 24,000,000	\$ 24,000,000	0.0%
Oregon University System/Higher Ed Coordinating Commission - future costs	\$ -	\$ 3,500,000	\$ 3,500,000	0.0%
Judicial Department - operations	\$ -	\$ 1,300,000	\$ 1,300,000	0.0%
Judicial Department - debt collection costs	\$ -	\$ 700,000	\$ 700,000	0.0%

ADMINISTRATION PROGRAM AREA

Department of Administrative Services

General Fund	\$ 11,148,091	\$ 11,914,443	\$ 766,352	6.9%
Other Funds	\$ 877,567,512	\$ 907,312,584	\$ 29,745,072	3.4%

Oregon Advocacy Commissions Office

General Fund	\$ 399,995	\$ 425,525	\$ 25,530	6.4%
--------------	------------	------------	-----------	------

Employment Relations Board

General Fund	\$ 1,894,849	\$ 2,061,040	\$ 166,191	8.8%
Other Funds	\$ 1,901,273	\$ 2,140,264	\$ 238,991	12.6%

Government Ethics Commission

Other Funds	\$ 1,935,994	\$ 1,976,802	\$ 40,808	2.1%
-------------	--------------	--------------	-----------	------

Office of the Governor

General Fund	\$ 10,007,383	\$ 11,401,846	\$ 1,394,463	13.9%
Lottery Funds	\$ 3,261,204	\$ 3,376,215	\$ 115,011	3.5%
Other Funds	\$ 2,809,734	\$ 2,910,655	\$ 100,921	3.6%

	2013-15 Legislatively Approved Level ⁽²⁾	2014 Committee Recommendation	Committee Change from 2013-15 Leg. Approved	
			\$\$ Change	% Change
<u>Oregon State Library</u>				
General Fund	\$ 1,591,908	\$ 1,629,976	\$ 38,068	2.4%
Other Funds	\$ 2,774,285	\$ 2,810,561	\$ 36,276	1.3%
Federal Funds	\$ 2,463,398	\$ 2,478,210	\$ 14,812	0.6%
<u>Oregon Liquor Control Commission</u>				
Other Funds	\$ 150,626,250	\$ 151,875,699	\$ 1,249,449	0.8%
<u>Public Employees Retirement System</u>				
Other Funds	\$ 84,002,344	\$ 88,153,980	\$ 4,151,636	4.9%
<u>Racing Commission</u>				
Other Funds	\$ 5,821,294	\$ 5,905,502	\$ 84,208	1.4%
<u>Department of Revenue</u>				
General Fund	\$ 165,191,130	\$ 166,641,759	\$ 1,450,629	0.9%
Other Funds	\$ 65,256,876	\$ 64,202,113	\$ (1,054,763)	-1.6%
<u>Secretary of State</u>				
General Fund	\$ 8,476,735	\$ 8,663,845	\$ 187,110	2.2%
Other Funds	\$ 48,895,140	\$ 50,265,885	\$ 1,370,745	2.8%
Federal Funds	\$ 7,710,474	\$ 5,045,103	\$ (2,665,371)	-34.6%
<u>Treasurer of State</u>				
Other Funds	\$ 45,149,748	\$ 46,683,387	\$ 1,533,639	3.4%
<u>CONSUMER AND BUSINESS SERVICES PROGRAM AREA</u>				
<u>Board of Accountancy</u>				
Other Funds	\$ 2,073,326	\$ 2,104,122	\$ 30,796	1.5%
<u>Board of Chiropractic Examiners</u>				
Other Funds	\$ 1,454,717	\$ 1,480,033	\$ 25,316	1.7%
<u>Construction Contractors Board</u>				
Other Funds	\$ 15,874,620	\$ 16,287,732	\$ 413,112	2.6%

	2013-15 Legislatively Approved Level ⁽²⁾	2014 Committee Recommendation	Committee Change from 2013-15 Leg. Approved	
			\$\$ Change	% Change
<u>Department of Consumer and Business Services</u>				
Other Funds	\$ 210,350,105	\$ 215,686,144	\$ 5,336,039	2.5%
Federal Funds	\$ 984,288	\$ 5,636,901	\$ 4,652,613	472.7%
<u>Board of Licensed Professional Counselors and Therapists</u>				
Other Funds	\$ 1,096,822	\$ 1,128,319	\$ 31,497	2.9%
<u>Board of Dentistry</u>				
Other Funds	\$ 2,581,266	\$ 2,606,916	\$ 25,650	1.0%
<u>Oregon Health Licensing Agency</u>				
Other Funds	\$ 7,642,521	\$ 3,882,241	\$ (3,760,280)	-49.2%
<u>Health Related Licensing Boards</u>				
State Mortuary and Cemetery Board				
Other Funds	\$ 1,409,105	\$ 1,446,342	\$ 37,237	2.6%
Board of Naturopathic Medicine				
Other Funds	\$ 631,110	\$ 653,339	\$ 22,229	3.5%
Occupational Therapy Licensing Board				
Other Funds	\$ 367,857	\$ 380,132	\$ 12,275	3.3%
Board of Medical Imaging				
Other Funds	\$ 836,832	\$ 856,351	\$ 19,519	2.3%
State Board of Examiners for Speech-Language Pathology and Audiology				
Other Funds	\$ 529,895	\$ 544,232	\$ 14,337	2.7%
Oregon State Veterinary Medical Examining Board				
Other Funds	\$ 740,203	\$ 756,229	\$ 16,026	2.2%
<u>Bureau of Labor and Industries</u>				
General Fund	\$ 11,517,209	\$ 11,846,552	\$ 329,343	2.9%
Other Funds	\$ 9,871,681	\$ 10,550,519	\$ 678,838	6.9%
Federal Funds	\$ 1,495,043	\$ 1,683,613	\$ 188,570	12.6%
<u>Oregon Medical Board</u>				
Other Funds	\$ 10,453,997	\$ 10,729,843	\$ 275,846	2.6%
<u>Board of Nursing</u>				
Other Funds	\$ 14,196,228	\$ 14,493,701	\$ 297,473	2.1%

	2013-15 Legislatively Approved Level ⁽²⁾	2014 Committee Recommendation	Committee Change from 2013-15 Leg. Approved	
			\$\$ Change	% Change
<u>Board of Pharmacy</u>				
Other Funds	\$ 5,783,198	\$ 5,957,609	\$ 174,411	3.0%
<u>Board of Psychologist Examiners</u>				
Other Funds	\$ 1,005,553	\$ 1,038,215	\$ 32,662	3.2%
<u>Public Utility Commission</u>				
Other Funds	\$ 40,049,729	\$ 40,901,178	\$ 851,449	2.1%
Federal Funds	\$ 2,444,367	\$ 2,474,000	\$ 29,633	1.2%
<u>Real Estate Agency</u>				
Other Funds	\$ 7,053,979	\$ 7,277,657	\$ 223,678	3.2%
<u>Board of Licensed Social Workers</u>				
Other Funds	\$ 1,350,215	\$ 1,395,325	\$ 45,110	3.3%
<u>Board of Tax Practitioners</u>				
Other Funds	\$ 1,157,125	\$ 1,183,845	\$ 26,720	2.3%
<u>ECONOMIC AND COMMUNITY DEVELOPMENT PROGRAM AREA</u>				
<u>Oregon Business Development Department</u>				
General Fund	\$ 8,250,274	\$ 8,371,867	\$ 121,593	1.5%
Lottery Funds	\$ 115,478,577	\$ 117,386,290	\$ 1,907,713	1.7%
Other Funds	\$ 67,638,351	\$ 77,605,374	\$ 9,967,023	14.7%
Federal Funds	\$ 38,781,008	\$ 38,841,307	\$ 60,299	0.2%
<u>Employment Department</u>				
Other Funds	\$ 120,522,794	\$ 127,704,596	\$ 7,181,802	6.0%
Federal Funds	\$ 159,967,135	\$ 168,973,715	\$ 9,006,580	5.6%
<u>Housing and Community Services Department</u>				
General Fund	\$ 8,593,855	\$ 19,401,247	\$ 10,807,392	125.8%
Other Funds	\$ 73,939,411	\$ 138,522,567	\$ 64,583,156	87.3%
Federal Funds	\$ 77,993,813	\$ 117,493,813	\$ 39,500,000	50.6%

	2013-15 Legislatively Approved Level ⁽²⁾	2014 Committee Recommendation	Committee Change from 2013-15 Leg. Approved	
			\$\$ Change	% Change
<u>Department of Veterans' Affairs</u>				
General Fund	\$ 9,448,781	\$ 9,600,742	\$ 151,961	1.6%
Other Funds	\$ 43,788,902	\$ 50,400,107	\$ 6,611,205	15.1%
Federal Funds	\$ -	\$ 300,000	\$ 300,000	0.0%
 <u>EDUCATION PROGRAM AREA</u>				
<u>Department of Community Colleges and Workforce Development</u>				
General Fund	\$ 496,408,441	\$ 496,718,644	\$ 310,203	0.1%
Other Funds	\$ 115,912,543	\$ 116,212,901	\$ 300,358	0.3%
Federal Funds	\$ 107,203,669	\$ 107,441,253	\$ 237,584	0.2%
<u>Department of Education</u>				
General Fund	\$ 436,954,079	\$ 453,469,907	\$ 16,515,828	3.8%
Other Funds	\$ 134,359,784	\$ 134,784,035	\$ 424,251	0.3%
Federal Funds	\$ 996,058,997	\$ 1,005,410,381	\$ 9,351,384	0.9%
<u>State School Fund</u>				
Other Funds	\$ 400,826	\$ 3,936,407	\$ 3,535,581	882.1%
<u>Higher Education Coordinating Commission</u>				
General Fund	\$ 3,111,497	\$ 2,903,360	\$ (208,137)	-6.7%
Other Funds	\$ 1,732,885	\$ 1,757,474	\$ 24,589	1.4%
Federal Funds	\$ 342,759	\$ 347,571	\$ 4,812	1.4%
<u>Oregon Education Investment Board</u>				
General Fund	\$ 6,035,608	\$ 6,202,578	\$ 166,970	2.8%
<u>Oregon Health and Science University</u>				
Other Funds	\$ 31,639,826	\$ 231,675,116	\$ 200,035,290	632.2%
<u>Oregon Student Access Commission</u>				
General Fund	\$ 115,718,916	\$ 115,806,520	\$ 87,604	0.1%
Lottery Funds	\$ 246,223	\$ 2,546,223	\$ 2,300,000	934.1%
Other Funds	\$ 20,094,896	\$ 20,173,727	\$ 78,831	0.4%
<u>Teachers Standards and Practices Commission</u>				
Other Funds	\$ 4,904,153	\$ 5,004,014	\$ 99,861	2.0%

	2013-15 Legislatively Approved Level ⁽²⁾	2014 Committee Recommendation	Committee Change from 2013-15 Leg. Approved	
			\$\$ Change	% Change
<u>Oregon University System</u>				
General Fund	\$ 752,677,876	\$ 751,177,876	\$ (1,500,000)	-0.2%
<u>HUMAN SERVICES PROGRAM AREA</u>				
<u>Commission for the Blind</u>				
General Fund	\$ 1,522,942	\$ 1,598,027	\$ 75,085	4.9%
Other Funds	\$ 3,052,021	\$ 2,025,381	\$ (1,026,640)	-33.6%
Federal Funds	\$ 12,129,790	\$ 12,321,894	\$ 192,104	1.6%
<u>Oregon Health Authority</u>				
General Fund	\$ 1,972,206,670	\$ 1,959,774,729	\$ (12,431,941)	-0.6%
Lottery Funds	\$ 10,545,822	\$ 10,592,532	\$ 46,710	0.4%
Other Funds	\$ 3,771,761,551	\$ 3,814,407,180	\$ 42,645,629	1.1%
Federal Funds	\$ 7,485,009,093	\$ 8,632,707,613	\$ 1,147,698,520	15.3%
<u>Department of Human Services</u>				
General Fund	\$ 2,257,307,600	\$ 2,324,079,188	\$ 66,771,588	3.0%
Other Funds	\$ 474,879,587	\$ 501,842,250	\$ 26,962,663	5.7%
Federal Funds	\$ 6,338,409,362	\$ 6,463,843,621	\$ 125,434,259	2.0%
<u>Long Term Care Ombudsman</u>				
General Fund	\$ 2,705,620	\$ 3,784,880	\$ 1,079,260	39.9%
Other Funds	\$ 680,105	\$ 703,321	\$ 23,216	3.4%
<u>Psychiatric Security Review Board</u>				
General Fund	\$ 2,306,552	\$ 2,372,291	\$ 65,739	2.9%
Other Funds	\$ 103,725	\$ 110,734	\$ 7,009	6.8%
<u>JUDICIAL BRANCH</u>				
<u>Judicial Department</u>				
General Fund	\$ 394,466,850	\$ 400,423,412	\$ 5,956,562	1.5%
Other Funds	\$ 61,809,554	\$ 65,078,242	\$ 3,268,688	5.3%
Federal Funds	\$ 1,227,911	\$ 1,233,153	\$ 5,242	0.4%

	2013-15 Legislatively Approved Level ⁽²⁾	2014 Committee Recommendation	Committee Change from 2013-15 Leg. Approved	
			\$\$ Change	% Change
<u>Commission on Judicial Fitness and Disability</u>				
General Fund	\$ 193,140	\$ 197,316	\$ 4,176	2.2%
<u>Public Defense Services Commission</u>				
General Fund	\$ 244,280,071	\$ 249,451,095	\$ 5,171,024	2.1%
Other Funds	\$ 4,467,042	\$ 4,474,644	\$ 7,602	0.2%
<u>LEGISLATIVE BRANCH</u>				
<u>Legislative Administration Committee</u>				
General Fund	\$ 33,376,264	\$ 33,937,491	\$ 561,227	1.7%
Other Funds	\$ 37,920,316	\$ 37,929,526	\$ 9,210	0.0%
<u>Legislative Assembly</u>				
General Fund	\$ 38,039,318	\$ 38,204,763	\$ 165,445	0.4%
Other Funds	\$ 277,937	\$ 278,847	\$ 910	0.3%
<u>Commission on Indian Services</u>				
General Fund	\$ 444,063	\$ 450,369	\$ 6,306	1.4%
<u>Legislative Counsel</u>				
General Fund	\$ 9,784,658	\$ 9,952,041	\$ 167,383	1.7%
Other Funds	\$ 1,658,313	\$ 1,681,068	\$ 22,755	1.4%
<u>Legislative Fiscal Office</u>				
General Fund	\$ 3,610,997	\$ 3,558,397	\$ (52,600)	-1.5%
Other Funds	\$ 3,000,000	\$ 3,179,547	\$ 179,547	6.0%
<u>Legislative Revenue Office</u>				
General Fund	\$ 2,711,399	\$ 2,769,184	\$ 57,785	2.1%
<u>NATURAL RESOURCES PROGRAM AREA</u>				
<u>Department of Agriculture</u>				
General Fund	\$ 18,720,616	\$ 19,460,351	\$ 739,735	4.0%
Lottery Funds	\$ 6,333,815	\$ 6,473,272	\$ 139,457	2.2%
Other Funds	\$ 53,980,931	\$ 55,589,067	\$ 1,608,136	3.0%
Federal Funds	\$ 15,168,522	\$ 15,320,730	\$ 152,208	1.0%

	2013-15 Legislatively Approved Level ⁽²⁾	2014 Committee Recommendation	Committee Change from 2013-15 Leg. Approved	
			\$\$ Change	% Change
<u>Columbia River Gorge Commission</u>				
General Fund	\$ 873,180	\$ 891,000	\$ 17,820	2.0%
<u>Department of Environmental Quality</u>				
General Fund	\$ 29,936,112	\$ 30,961,259	\$ 1,025,147	3.4%
Lottery Funds	\$ 3,824,782	\$ 3,873,265	\$ 48,483	1.3%
Other Funds	\$ 139,956,679	\$ 142,862,396	\$ 2,905,717	2.1%
Federal Funds	\$ 27,563,182	\$ 28,010,107	\$ 446,925	1.6%
<u>Department of Energy</u>				
Other Funds	\$ 49,447,398	\$ 50,489,645	\$ 1,042,247	2.1%
Federal Funds	\$ 2,939,208	\$ 2,977,118	\$ 37,910	1.3%
<u>Department of Fish and Wildlife</u>				
General Fund	\$ 17,157,413	\$ 17,704,434	\$ 547,021	3.2%
Lottery Funds	\$ 4,767,766	\$ 4,921,716	\$ 153,950	3.2%
Other Funds	\$ 182,247,358	\$ 185,369,107	\$ 3,121,749	1.7%
Federal Funds	\$ 131,933,605	\$ 134,778,425	\$ 2,844,820	2.2%
<u>State Forestry Department</u>				
General Fund	\$ 56,437,263	\$ 97,836,604	\$ 41,399,341	73.4%
Other Funds	\$ 339,657,186	\$ 343,086,494	\$ 3,429,308	1.0%
Federal Funds	\$ 33,853,011	\$ 34,108,167	\$ 255,156	0.8%
<u>Department of Geology and Mineral Industries</u>				
General Fund	\$ 2,505,043	\$ 2,582,015	\$ 76,972	3.1%
Other Funds	\$ 7,835,292	\$ 7,955,725	\$ 120,433	1.5%
Federal Funds	\$ 4,303,586	\$ 4,429,263	\$ 125,677	2.9%
<u>Department of Land Conservation and Development</u>				
General Fund	\$ 12,330,059	\$ 12,667,032	\$ 336,973	2.7%
Other Funds	\$ 947,584	\$ 960,315	\$ 12,731	1.3%
Federal Funds	\$ 5,891,950	\$ 6,014,070	\$ 122,120	2.1%
<u>Land Use Board of Appeals</u>				
General Fund	\$ 1,517,044	\$ 1,573,758	\$ 56,714	3.7%
Other Funds	\$ 84,328	\$ 87,401	\$ 3,073	3.6%

	2013-15 Legislatively Approved Level ⁽²⁾		2014 Committee Recommendation		Committee Change from 2013-15 Leg. Approved	
					\$\$ Change	% Change
<u>Department of State Lands</u>						
Other Funds	\$	29,740,188	\$	30,563,139	\$	822,951 2.8%
Federal Funds	\$	1,831,671	\$	2,881,911	\$	1,050,240 57.3%
<u>State Marine Board</u>						
Other Funds	\$	25,981,329	\$	26,214,465	\$	233,136 0.9%
Federal Funds	\$	7,443,149	\$	7,450,387	\$	7,238 0.1%
<u>Parks and Recreation Department</u>						
Lottery Funds	\$	84,614,432	\$	85,843,436	\$	1,229,004 1.5%
Other Funds	\$	111,999,304	\$	113,690,281	\$	1,690,977 1.5%
Federal Funds	\$	11,819,364	\$	11,858,367	\$	39,003 0.3%
<u>Water Resources Department</u>						
General Fund	\$	26,504,946	\$	27,284,614	\$	779,668 2.9%
Other Funds	\$	34,547,011	\$	34,736,737	\$	189,726 0.5%
Federal Funds	\$	1,272,735	\$	1,275,264	\$	2,529 0.2%
<u>Oregon Watershed Enhancement Board</u>						
Lottery Funds	\$	58,109,189	\$	58,227,336	\$	118,147 0.2%
Other Funds	\$	1,849,375	\$	1,852,224	\$	2,849 0.2%
Federal Funds	\$	32,732,090	\$	32,817,029	\$	84,939 0.3%
<u>PUBLIC SAFETY PROGRAM</u>						
<u>AREA</u>						
<u>Department of Corrections</u>						
General Fund	\$	1,396,990,504	\$	1,448,294,183	\$	51,303,679 3.7%
Other Funds	\$	39,599,876	\$	39,926,693	\$	326,817 0.8%
<u>Oregon Criminal Justice Commission</u>						
General Fund	\$	23,745,288	\$	23,851,046	\$	105,758 0.4%
Other Funds	\$	483,422	\$	479,680	\$	(3,742) -0.8%
Federal Funds	\$	7,135,487	\$	7,163,318	\$	27,831 0.4%
<u>District Attorneys and Their Deputies</u>						
General Fund	\$	10,239,592	\$	10,849,009	\$	609,417 6.0%

	<u>2013-15 Legislatively Approved Level⁽²⁾</u>	<u>2014 Committee Recommendation</u>	<u>Committee Change from 2013-15 Leg. Approved</u>	
			<u>\$\$ Change</u>	<u>% Change</u>
<u>Department of Justice</u>				
General Fund	\$ 64,380,931	\$ 66,289,084	\$ 1,908,153	3.0%
Other Funds	\$ 259,697,319	\$ 265,469,616	\$ 5,772,297	2.2%
Federal Funds	\$ 142,235,349	\$ 144,356,473	\$ 2,121,124	1.5%
<u>Oregon Military Department</u>				
General Fund	\$ 20,783,532	\$ 21,863,993	\$ 1,080,461	5.2%
Other Funds	\$ 111,646,205	\$ 113,902,017	\$ 2,255,812	2.0%
Federal Funds	\$ 284,930,096	\$ 287,230,606	\$ 2,300,510	0.8%
<u>Board of Parole and Post-Prison Supervision</u>				
General Fund	\$ 4,063,865	\$ 4,189,720	\$ 125,855	3.1%
<u>Department of State Police</u>				
General Fund	\$ 232,126,436	\$ 240,590,265	\$ 8,463,829	3.6%
Lottery Funds	\$ 6,914,543	\$ 7,166,858	\$ 252,315	3.6%
Other Funds	\$ 91,213,655	\$ 93,291,730	\$ 2,078,075	2.3%
Federal Funds	\$ 9,411,098	\$ 9,446,084	\$ 34,986	0.4%
<u>Department of Public Safety Standards and Training</u>				
Other Funds	\$ 34,859,020	\$ 35,668,666	\$ 809,646	2.3%
<u>Oregon Youth Authority</u>				
General Fund	\$ 269,052,312	\$ 275,662,044	\$ 6,609,732	2.5%
Other Funds	\$ 19,508,582	\$ 19,553,725	\$ 45,143	0.2%
Federal Funds	\$ 34,496,051	\$ 34,680,918	\$ 184,867	0.5%
<u>TRANSPORTATION PROGRAM AREA</u>				
<u>Department of Aviation</u>				
Other Funds	\$ 6,202,750	\$ 6,297,654	\$ 94,904	1.5%
Federal Funds	\$ 4,769,741	\$ 4,778,379	\$ 8,638	0.2%
<u>Department of Transportation</u>				
General Fund	\$ 2,060,000	\$ 6,060,000	\$ 4,000,000	194.2%
Other Funds	\$ 3,813,954,090	\$ 3,837,855,561	\$ 23,901,471	0.6%
Federal Funds	\$ 119,483,481	\$ 119,553,108	\$ 69,627	0.1%

2013-15 Legislatively Approved Level ⁽²⁾	2014 Committee Recommendation	Committee Change from 2013-15 Leg. Approved	
		\$\$ Change	% Change

2013-15 Budget Summary			
General Fund Total		\$	115,394,418
Lottery Funds Total		\$	6,310,790
Other Funds Total		\$	457,732,914
Federal Funds Total		\$	1,343,927,389

- (1) Excludes Capital Construction
- (2) Includes approved expenditures through November 2013 and administrative actions

Position Summary

	2013-15 Legislatively Approved Level	2014 Committee Recommendation	Committee Change from 2013-15 Leg. Approved	
			Change	% Change
<u>Department of Administrative Services</u>				
Authorized Positions	790	806	16	2.0%
Full-time Equivalent (FTE) positions	784.68	792.40	7.72	1.0%
<u>Oregon Liquor Control Commission</u>				
Authorized Positions	233	230	(3)	-1.3%
Full-time Equivalent (FTE) positions	227.63	225.13	(2.50)	-1.1%
<u>Department of Revenue</u>				
Authorized Positions	1,081	1,074	(7)	-0.6%
Full-time Equivalent (FTE) positions	1,024.49	1,016.66	(7.83)	-0.8%
<u>Construction Contractors Board</u>				
Authorized Positions	75	75	-	0.0%
Full-time Equivalent (FTE) positions	75.00	74.50	(0.50)	-0.7%
<u>Department of Consumer and Business Services</u>				
Authorized Positions	927	918	(9)	-1.0%
Full-time Equivalent (FTE) positions	919.97	911.97	(8.00)	-0.9%
<u>Oregon Health Licensing Agency</u>				
Authorized Positions	35	35	-	0.0%
Full-time Equivalent (FTE) positions	35.00	17.50	(17.50)	-50.0%
<u>Bureau of Labor and Industries</u>				
Authorized Positions	100	101	1	1.0%
Full-time Equivalent (FTE) positions	98.50	98.38	(0.12)	-0.1%
<u>Oregon Medical Board</u>				
Authorized Positions	40	39	(1)	-2.5%
Full-time Equivalent (FTE) positions	38.79	38.33	(0.46)	-1.2%
<u>Public Utility Commission</u>				
Authorized Positions	131	130	(1)	-0.8%
Full-time Equivalent (FTE) positions	128.25	127.25	(1.00)	-0.8%
<u>Real Estate Agency</u>				
Authorized Positions	30	29	(1)	-3.3%
Full-time Equivalent (FTE) positions	30.00	29.50	(0.50)	-1.7%

	<u>2013-15 Legislatively Approved Level</u>	<u>2014 Committee Recommendation</u>	<u>Committee Change from 2013-15 Leg. Approved</u>	
			<u>Change</u>	<u>% Change</u>
<u>Department of Community Colleges and Workforce Development</u>				
Authorized Positions	59	58	(1)	-1.7%
Full-time Equivalent (FTE) positions	58.70	57.70	(1.00)	-1.7%
<u>Department of Education</u>				
Authorized Positions	509	519	10	2.0%
Full-time Equivalent (FTE) positions	480.03	485.39	5.36	1.1%
<u>Employment Department</u>				
Authorized Positions	1,345	1,347	2	0.1%
Full-time Equivalent (FTE) positions	1,287.03	1,286.63	(0.40)	0.0%
<u>Housing and Community Services Department</u>				
Authorized Positions	169	169	-	0.0%
Full-time Equivalent (FTE) positions	77.59	150.33	72.74	93.7%
<u>Department of Veterans' Affairs</u>				
Authorized Positions	82	83	1	1.2%
Full-time Equivalent (FTE) positions	81.20	82.13	0.93	1.1%
<u>Commission for the Blind</u>				
Authorized Positions	51	51	-	0.0%
Full-time Equivalent (FTE) positions	47.73	46.98	(0.75)	-1.6%
<u>Oregon Health Authority</u>				
Authorized Positions	4,482	4,521	39	0.9%
Full-time Equivalent (FTE) positions	4,119.23	4,139.97	20.74	0.5%
<u>Department of Human Services</u>				
Authorized Positions	7,630	7,631	1	0.0%
Full-time Equivalent (FTE) positions	7,480.61	7,477.12	(3.49)	0.0%
<u>Long Term Care Ombudsman</u>				
Authorized Positions	19	24	5	26.3%
Full-time Equivalent (FTE) positions	14.56	16.81	2.25	15.5%
<u>Department of Agriculture</u>				
Authorized Positions	477	480	3	0.6%
Full-time Equivalent (FTE) positions	351.17	352.92	1.75	0.5%

	<u>2013-15 Legislatively Approved Level</u>	<u>2014 Committee Recommendation</u>	<u>Committee Change from 2013-15 Leg. Approved</u>	
			<u>Change</u>	<u>% Change</u>
<u>Department of Energy</u>				
Authorized Positions	115	114	(1)	-0.9%
Full-time Equivalent (FTE) positions	114.02	112.81	(1.21)	-1.1%
<u>Department of Environmental Quality</u>				
Authorized Positions	719	720	1	0.1%
Full-time Equivalent (FTE) positions	706.33	704.87	(1.46)	-0.2%
<u>Department of Fish and Wildlife</u>				
Authorized Positions	1,523	1,520	(3)	-0.2%
Full-time Equivalent (FTE) positions	1,262.41	1,258.99	(3.42)	-0.3%
<u>Department of Land Conservation and Development</u>				
Authorized Positions	61	60	(1)	-1.6%
Full-time Equivalent (FTE) positions	58.06	57.31	(0.75)	-1.3%
<u>Water Resources Department</u>				
Authorized Positions	157	157	-	0.0%
Full-time Equivalent (FTE) positions	154.80	154.55	(0.25)	-0.2%
<u>Department of Corrections</u>				
Authorized Positions	4,490	4,488	(2)	0.0%
Full-time Equivalent (FTE) positions	4,443.68	4,441.68	(2.00)	0.0%
<u>Department of Justice</u>				
Authorized Positions	1,282	1,285	3	0.2%
Full-time Equivalent (FTE) positions	1,265.25	1,266.83	1.58	0.1%
<u>Oregon Military Department</u>				
Authorized Positions	523	522	(1)	-0.2%
Full-time Equivalent (FTE) positions	478.01	477.51	(0.50)	-0.1%
<u>Department of State Police</u>				
Authorized Positions	1,260	1,259	(1)	-0.1%
Full-time Equivalent (FTE) positions	1,247.13	1,245.63	(1.50)	-0.1%
<u>Oregon Youth Authority</u>				
Authorized Positions	1,030	1,025	(5)	-0.5%
Full-time Equivalent (FTE) positions	992.58	989.79	(2.79)	-0.3%

Summary of Revenue Changes

The General Fund appropriations made in the bill are within resources available as projected in the February 2014 economic and revenue forecast by the Department of Administrative Services Office of Economic Analysis, supplemented by one-time savings identified in several agencies, as well as a transfer from Secretary of State's Corporate Division as authorized in House Bill 4157.

Summary of Capital Construction Subcommittee Action

House Bill 5201 is the omnibus budget reconciliation bill for the 2014 legislative session, implementing the statewide rebalance plan that addresses changes in projected revenues and expenditures since the close of the 2013 session. The Subcommittee approved House Bill 5201 with amendments to reflect budget adjustments as described below.

Statewide Adjustments

EMPLOYEE COMPENSATION DISTRIBUTION

The Subcommittee approved allocating \$86.5 million General Fund to state agencies for employee compensation. This amount is 100% of the General Fund special purpose appropriation to the Emergency Board, made by House Bill 5008 (2013) for employee compensation. Also approved were associated expenditure limitation increases of \$2.6 million Lottery Funds, \$84.7 million Other Funds, and \$44.2 million Federal Funds. The General Fund component is expected to cover about 90% of the statewide estimate of costs for compensation and benefit changes agreed to through collective bargaining or other salary agreements. Lottery Funds, Other Funds, and Federal Funds expenditure limitations are calculated at the full cost estimate level.

Section 105 of the budget bill reflects the employee compensation amounts approved for each agency; adjustments for agencies are not addressed in the agency narratives, although they are included in the table at the beginning of the budget report.

2% HOLDBACK

House Bill 5008 (2013) included a 2% supplemental ending balance holdback that was primarily applied to General Fund, and excluded debt service as well as selected programs. Agencies' 2013-15 legislatively adopted budgets were reduced by these amounts. With the current statewide economic conditions and revenue forecast, these budget reductions are being partially restored. Generally, 25% of the holdback is being restored to each affected agency, although there are a number of exceptions. Restorations include a total of \$68.3 million General Fund and \$0.3 million Lottery Funds. Section 104 of the budget bill reflects the restoration amounts for each agency. More detail is available in the narrative for each affected agency; agencies without General Fund or Lottery Funds in their budgets were not affected.

PACKAGE 091

Package 091 Statewide Administrative Savings is another 2013-15 adjustment affecting most agency budgets and captured in agency budget bills. The 2013 Legislature approved this package of \$62.0 million total funds in permanent reductions as a placeholder for administrative efficiencies.

The placeholder, which carried forward from the Governor's budget, was simply a pro rata calculation across personal services and services and supplies expenditures in administrative budget structures. The Department of Administrative Services (DAS) committed to work out reduction details with agencies and report to the Joint Committee on Ways and Means during the 2014 session. The areas targeted for reduction were finance, information technology, human resources, accounting, payroll, and procurement expenditures.

The legislative expectation was that DAS would present a statewide plan identifying specific efficiencies and realigning placeholder reductions, if needed. However, DAS did not come forward with a plan, but instead reported that efforts to realize the savings in Package 091 met with unexpected challenges. These include actual savings taking longer than one biennium to materialize and some ideas requiring up front investments that would offset any near term savings. Since DAS failed to deliver a plan, the Legislative Fiscal Office worked with state agencies and their DAS budget analysts to replace placeholders with specific reduction actions. For some agencies, the updated Package 091 will deviate from placeholder expenditure categories or appropriations; these changes are described in the individual agency narratives. Agency narratives, where applicable, will also identify position count and full-time equivalent (FTE) decreases.

Emergency Board

The Emergency Board allocates General Fund and provides Lottery Funds, Other Funds, and Federal Funds expenditure limitation to state agencies for unanticipated needs in approved agency budgets when the Legislature is not in session. As part of the 2013-15 biennium statewide rebalance plan, House Bill 5201 adjusts the Emergency Board's special purpose appropriations as described below:

- Eliminates a special purpose appropriation for state agencies of \$86.5 million, with corresponding General Fund appropriations to various state agencies for state employee compensation changes.
- Eliminates a special purpose appropriation for state agencies of \$12.9 million, with corresponding General Fund appropriations to the Department of Human Services (\$11,038,678) and the Oregon Health Authority (\$1,861,322) for compensation changes for home health care workers who are not state employees.
- Eliminates a special purpose appropriation for the Oregon Department of Education (ODE) of \$4.6 million, with a General Fund appropriation of \$4.4 million to ODE for assessments including those assessments required under the federal Elementary and Secondary Act and linked to Common Core Standards.
- Eliminates a special purpose appropriation for the Oregon Department of Education (ODE) of \$1,789,557, with a corresponding General Fund appropriation to the ODE for program funding for the second year of the biennium for youth development grants, performance-based contracts, and services at the local level.
- Eliminates multiple special purpose appropriations for the Housing and Community Services Department totaling \$9,215,066, with a General Fund appropriation of \$8,540,066 to the Housing and Community Services Department for second year operations, and an appropriation of \$225,000 to the agency for one-time supplemental funding to the Oregon Hunger Response Fund for fiscal year 2014.
- Eliminates a special purpose appropriation for the Oregon Health Authority of \$3.3 million, with a General Fund appropriation of \$2,942,895 to the Oregon Health Authority for adult residential rate increases within the alcohol and drug system.

- Eliminates a special purpose appropriation for the Oregon Health Authority of \$100,000, with a corresponding General Fund appropriation to the Oregon Health Authority for staffing needs related to the Dental Pilot Projects.
- Reduces the special purpose appropriation of \$26 million for seniors made by House Bill 5101 (2013 Special Session) to appropriate \$13,295,373 General Fund to programs benefitting seniors in multiple agencies, but primarily in the Department of Human Services.
- Establishes a \$24 million special purpose appropriation for the Oregon Health Authority or the Department of Human Services for caseload costs or other budget challenges that the agencies are unable to mitigate.
- Establishes a \$3.5 million special purpose appropriation to be allocated for future costs associated with higher education governance changes; including costs incurred by the Higher Education Coordinating Commission as duties and responsibilities are transferred from the Chancellor's Office to the Commission and for impacts on the budgets of the four technical and regional universities.
- Establishes a \$1.3 million special purpose appropriation to be allocated to the Judicial Department for Operations support. The Department may request funds to finance one-time operations investments and service increases.
- Establishes a \$700,000 special purpose appropriation to be allocated to the Judicial Department for third-party debt collection costs.

If remaining special purpose appropriations are not allocated by the Emergency Board before December 1, 2014, any remaining funds become available to the Emergency Board for general purposes.

The Subcommittee established a reservation within the general purpose Emergency Fund of \$350,000 for the Board of Parole and Post-Prison Supervision (BPPPS) for replacement of the Parole Board Management Information System (PBMS). Allocation of the reservation is contingent upon the Board providing a project budget, project plan, and periodic status reports. BPPPS may request allocation of the reservation from the Emergency Board after the Legislative Fiscal Office approves the project budget and project plan.

A reservation was also established within the general purpose Emergency Fund of \$3.5 million for the Statewide Longitudinal Data System proposed by the Oregon Education Investment Board (OEIB), Oregon Department of Education (ODE), and the Higher Education Coordinating Commission (HECC). Prior to the release of this reservation, the agencies must meet the requirements of the budget note included in this bill for OEIB relating to completing a refined business case, development of a comprehensive set of foundational project management documents, and completion of an assessment of the foundational project management documents and a project risk assessment by an independent Quality Assurance contractor.

Adjustments to Agency Budgets

ADMINISTRATION

Department of Administrative Services

The Subcommittee approved an \$8,644,690 Other Funds expenditure limitation increase for Enterprise Technology Services (ETS) to begin a \$40 million technology equipment lifecycle replacement plan. Due to continued use of equipment past its useful life, the state is now experiencing unacceptable levels of technology service outages that impact state government operations. DAS estimates there is now more than \$40 million

worth of equipment and infrastructure past the 5 year useful life. DAS will enter into lease-to-own agreements to finance the equipment replacement. Existing ETS rates are estimated to be sufficient to generate enough revenue to pay the \$8,644,690 Other Funds needed for leases-to-own agreements that will be entered into this biennium. Use of this additional revenue will likely preclude DAS from lowering ETS rates mid-biennium as was being contemplated by the ETS Customer Utility Board. Use of existing rate revenue will avoid costs associated with borrowing the money internally, as was initially recommended by the Department. The \$8,644,690 Other Funds increase for 2013-15 rolls-up to \$18,743,503 in 2015-17 for the second phase of the equipment replacement plan. DAS plans to incorporate a depreciation factor in future ETS rates, which will allow the state to accommodate lifecycle replacement costs on an ongoing basis. The Subcommittee also approved a \$5,121,497 Other Funds expenditure limitation increase and the establishment of 19 positions (10.22 FTE) for ETS to meet the increasing demand for technology services from state and local governments, including implementation of IT projects approved in 2013-15 adopted budgets.

The Subcommittee adopted the following budget note to ensure proper oversight of state information technology assets and projects:

Budget Note:

The Oregon Department of Administrative Services (DAS), working with the State CIO, shall produce a comprehensive inventory report of all current information technology (IT) assets as required under current law with a special emphasis on the planned replacement or modernization status of information systems in use by all executive branch agencies. This inventory report shall include, but not be limited to:

- Agency name, Information System (Application) name, Agency Program owner, and business purpose of the Information System
- Age, Date of last upgrade, and planned changes/enhancements/retirement for the Information System (Application) in the future

In addition, DAS and the State CIO shall produce a comprehensive report of all IT projects underway in the 2013-15 biennium or planned for the 2015-17 biennium. The IT project report shall include, but not be limited to:

- Agency name, project title/name, project description, estimated budget (for all biennia), estimated start and completion date.

Both the IT inventory and project reports shall include:

- A narrative explanation of the methods, assumptions and tools used and any challenges DAS or the State CIO faced in collecting IT asset and/or IT project information;
- A narrative description of any statutory, rule or policy changes or resource allocations DAS or the State CIO believes are necessary to support continued or better IT asset inventory and/or IT project reporting.

The State CIO shall include a narrative section focused on planned statewide information systems modernization as well as the IT inventory and project reports outlined above, in the appendix of the State Information Technology and Telecommunications Plan (changed to Enterprise Information Resources Management Strategy in HB 4135) the State CIO is required to develop and update each biennium under ORS 291.039.

The IT inventory and project reports and a status report on the completion of the State IT and Telecommunications plan (changed to Enterprise Information Resources Management Strategy in HB 4135) shall be presented to the Joint Committee on Legislative Audits, Information Management and Technology and the General Government Subcommittee of the Emergency Board or the interim Joint Committee on Ways and Means before the start of the 2015 session. The State IT and Telecommunications Plan (changed to Enterprise Information Resources Management Strategy in HB 4135) shall be presented to the General Government Subcommittee of the Joint Committee on Ways and Means and other appropriate committees during the 2015 session.

The Subcommittee approved a \$700,000 Other Funds expenditure limitation for the Chief Operating Office for two special projects that cross multiple agencies or require some independence. The first such project is a \$350,000 limitation increase to purchase a statewide license for the Agora software program to be used by multiple state agencies. Agora offers tools to link economic and community development projects with project funders. The second special project involves the expenditure of \$350,000 Other Funds to examine the Cover Oregon Website Project. At the request of the Governor, DAS contracted with First Data Government Solutions through the Enterprise Initiatives Master Price Agreement. First Data Government Solutions will complete a third party assessment of the Cover Oregon Website Project. Funding for the contract will be transferred from the Oregon Health Authority and Cover Oregon to pay the cost of this assessment and any applicable legal fees

The Subcommittee approved a \$1,220,548 Other Funds expenditure limitation increase for Enterprise Asset Management (EAM) for the state motor pool. A \$1,047,548 Other Funds increase is for the purchase of 47 new vehicles and for fuel and maintenance of these vehicles. The Subcommittee also increased the Other Funds expenditure limitation for EAM by \$173,000 to accommodate the transfer of an auto mechanic position from the Oregon Department of Transportation to the state motor pool to consolidate light fleet maintenance in the Salem area.

House Bill 5201 includes one-time General Fund appropriations to the Department of Administrative Services for the following purposes:

- \$345,000 for disbursement to the SW Oregon Assessment and Taxation Coalition involving the assessors of Coos, Curry, Douglas, Jackson, Josephine, Klamath, and Lane counties for a pilot project to form partnerships for the delivery of taxation and assessment services, to seek ways to deliver these services more efficiently.
- \$200,000 for disbursement to Oregon Health and Science University Office of Rural Health for the Primary Health Care Loan Forgiveness Program.
- \$100,000 for disbursement to the City of Forest Grove for initial planning costs associated with construction of a community center facility. The building could potentially house city hall, city offices, and a police station.
- \$80,000 for disbursement to Sustainable Northwest for completion of a Western Juniper utilization and marketing project.
- \$20,000 for disbursement to the Medford Senior Center for their Senior Nutrition Program.

The Subcommittee added \$9,033,609 Other Funds expenditure limitation for one-time cost of issuance and special payments associated with the disbursement of proceeds from Lottery Bond sales; projects are detailed below and approved in in Senate Bill 5703. There is no debt service allocated in the 2013-15 biennium, as the bonds will not be sold until the spring of 2015. Debt service for 2015-17 is estimated at a total of \$1,640,046 Lottery Funds: \$588,086 for the Port of Morrow Community Revitalization Revolving Loan Fund; \$270,707 for the Stayton

Stormwater project; \$176,765 for the Beaverton Community Health Collaborative project; \$176,765 for the Mid-Columbia Medical Center; and \$427,723 for the Cornelius Library matching fund project.

- \$2,958,304 Other Funds for disbursement to the Port of Morrow for a Community Revitalization Revolving Loan Fund that would be available to Malheur, Harney, Grant, Baker, Union, Wallowa, Umatilla, Morrow, Gilliam, Sherman, and Wheeler counties for energy conservation, renewable energy, and general business development projects.
- \$2,451,194 Other Funds for disbursement to the City of Cornelius for a new public library with the stipulation that the City of Cornelius secures matching funds and commitments of no less than \$10.4 million by the end of the 2013-15 biennium, prior to the distribution of the lottery revenue bond proceeds for the project.
- \$1,544,053 Other Funds for disbursement to the City of Stayton to purchase property and develop a storm water detention facility in Stayton. The facility is expected to improve water quality for downstream agricultural users and manage peak storm flows into the Salem Ditch and Mill Creek.
- \$1,040,029 Other Funds for disbursement to the Mid-Columbia Medical Center to support capital construction projects to expand or improve the medical center.
- \$1,040,029 Other Funds for disbursement to the Beaverton Community Health Collaborative for the construction of a multi-service health and wellness facility.

The Subcommittee accepted technical adjustments to the revenue reductions assumed in the Department 2013-15 legislatively adopted budget by increasing the assumed Other Funds revenue by \$1.5 million for the Chief Operating Office, \$1.8 million for Enterprise Human Resource Services, and \$437,180 for the Chief Information Office. In addition, the Subcommittee approved another technical adjustment to move a limited duration position to Enterprise Technology Services from the Chief Information Office where it was added by error in the legislatively adopted budget.

The Subcommittee approved and updated Package 091 Statewide Administrative Savings, eliminating 2 Custodian positions (2.00 FTE) and one Production Supervisor position (1.00 FTE). Because some of the administrative reductions were not achievable, particularly the \$5,771,223 Other Funds in Enterprise Technology Services (ETS), Other Funds reductions were taken in the Chief Information Office (\$3,515,338) to eliminate empty Other Funds expenditure limitation and Enterprise Asset Management (\$130,906) to eliminate the two custodian positions. These reductions allowed restorations of \$3,183,353 Other Funds in ETS and \$462,891 Other Funds in Enterprise Human Resource Services. The Subcommittee also approved the standard 25% restoration rate for the supplemental ending balance reductions, which resulted in the restoration of \$13,953 General Fund.

Oregon Advocacy Commissions Office

The Subcommittee approved a restoration of \$8,301 General Fund for the 2% supplemental ending balance holdback that was included in the agency's original legislatively adopted budget for 2013-15. The restoration fully restores the original holdback reduction.

The Subcommittee approved an updated Package 091 Statewide Administrative Savings. A portion of the agency's reduction to personal services was moved to services and supplies.

Employment Relations Board

The Subcommittee increased the agency's General Fund appropriation by \$116,236 and Other Funds expenditure limitation by \$148,020 to fund employee pay differentials, unemployment benefits, payment of accrued employee vacation time, a temporary double-fill of an administrative law judge position, and mediator travel expenses. The source of Other Funds is from the agency's state agency assessment ending balance (\$87,998) and fee revenue balance (\$60,022). Projected fee revenue is higher than anticipated in the agency's legislatively adopted budget for 2013-15. With the exception of the employee pay differentials and mediator travel expense, the remaining items are considered one-time increases and are not to carry forward into the 2015-17 biennium.

With this General Fund appropriation, the agency did not require a restoration of its 2% ending balance holdback.

The Subcommittee approved an updated Package 091 Statewide Administrative Savings. A portion of the agency's reduction to personal services was moved to services and supplies. The reduction to services and supplies now totals \$7,162 and will come from savings achieved by a renegotiated facilities rental agreement.

An adjustment was made related to the agency's compensation plan that moved \$11,645 of Other Funds expenditure limitation from the Employment Relations Board Administrative Account (i.e., state agency assessments) to expenditures supported by fee revenue.

Government Ethics Commission

The Subcommittee approved an updated Package 091 Statewide Administrative Savings. A portion of the agency's reduction to personal services was moved to services and supplies.

Office of the Governor

The Subcommittee approved a restoration of \$51,520 of the 2% supplemental ending balance holdback that was included in the agency's original legislatively adopted budget for 2013-15. That represents 25% of the initial holdback.

The Subcommittee appropriated \$1,080,000 General Fund for the Public Infrastructure Commission and the West Coast Infrastructure Exchange. The governor's Office may transfer some, or all, of the funds to the State Treasurer for the implementation of House Bill 4111.

Oregon State Library

Of the agency's original \$32,951 supplemental ending balance holdback reduction, the agency has achieved savings of \$14,335 General Fund by reducing Fiscal Year 2014 Ready-to-Read grants. The remainder of the holdback, \$18,616, was restored by the Subcommittee to be used for Fiscal Year 2015 Ready-to-Read grants. The restoration represents 57 % of the initial holdback.

The Subcommittee approved an updated Package 091 Statewide Administrative Savings. The agency's personal services budget was reduced by \$5,956 General Fund and \$20,209 Other Funds by reducing pay differentials. The remaining personal services reduction was moved to services and supplies.

The Subcommittee adopted the following budget note related to the reorganization of the State Library.

Budget Note:

The Co-Chairs of the Joint Committee on Ways and Means will establish a workgroup to build upon previous State Library reorganization efforts, including the 2012 Joint Committee on Ways and Means report on the consolidation and improvement of library and archives services as well as subsequent proposals this biennium. The purpose of the workgroup is to modernize the delivery of state library services by improving access to public information, eliminating duplicative services and costs, increasing utilization of digital resources, and increasing collaborative partnerships across entities.

The workgroup shall recommend draft legislation for introduction in the 2015 legislative session for the reorganization of state library services, which should, where possible, incorporate national best practices pertaining to library reorganizations.

The workgroup will include Legislative members, and other members chosen to represent the interests of state library service users and employees.

It is the Co-Chairs' expectation that the workgroup will be staffed by the Legislative Fiscal Office with assistance from the State Librarian, State Archivist, State Law Librarian, Department of Administrative Services – Project Management Office, the Department of Administrative Services – Chief Financial Office, and Legislative Committee Services. Staff of the Oregon Historical Society is also invited to participate as staff to the workgroup.

Oregon Liquor Control Commission

The Subcommittee approved an updated Package 091 Statewide Administrative Savings, eliminating a total of three positions (2.50 FTE), and making shifts between personal services and services and supplies in various agency programs. As approved, Package 091 now consists of the following elements:

- Personal services reductions totaling \$50,048 and 0.5 FTE (seasonal liquor distribution worker), services and supplies reductions totaling \$137,000, and capital outlay reductions of \$409 in the Distilled Spirits program;
- Personal services reductions of \$239,002 and abolishment of one management position (1.00 FTE) in the Public Safety program; and
- Personal services reductions totaling \$121,390 and 1.00 FTE (Office Specialist 2 position), services and supplies reductions totaling \$85,000 and capital outlay reductions totaling \$1,980 in the Support Services program.

Public Employees Retirement System

The Subcommittee approved an updated Package 091 Statewide Administrative Savings. The agency was able to reduce its personal services by only \$45,651 due a reduction in temporary employees and overtime. The remaining personal services reduction of \$1,041,400 was moved to services and supplies. The reduction to services and supplies now totals \$1,393,957 and will come from savings to employee training, office expense, data processing, and professional services. The capital outlay reduction of \$29,380 reduced the budget for data processing hardware.

The Subcommittee increased the Other Funds expenditure limitation for the Operations program by \$1,022,945 for the implementation of Senate Bill 861, which was passed by the Legislature during the 2013 special session. This includes four limited duration Retirement Counselor 1 positions (3.33 FTE). Personal services total \$392,428 and services and supplies total \$630,517.

The four limited duration positions were established administratively on November 1, 2013; therefore, the agency does not require position or FTE authority, but does require the associated expenditure limitation. The revenue to fund these expenses is from a transfer from the Oregon Public Employees Retirement Fund from current year earnings. The Other Funds expenditure limitation was approved only as a one-time increase and does not carry forward into the 2015-17 biennium.

Other Funds expenditure limitation was increased for the Operations program by \$718,750 in services and supplies for phase two of a three phase project to move the administration of the Individual Account Program from a third-party administrator to the agency. The Other Funds expenditure limitation was approved only as a one-time increase and is not carried forward into the 2015-17 biennium.

The Subcommittee requests that the Department of Administrative Services unschedule the entire amount of the Individual Account Program expenditure limitation, pending a Department of Administrative Services – Chief Information Office review and recommendation to approve the project being submitted to the Legislative Fiscal Office for its review and recommended approval.

Department of Revenue

The agency did not require a restoration of its 2% ending balance holdback that totaled \$3.3 million General Fund, due to vacancy savings. The vacancy savings occurred in programs that did not require a rebalance of the agency's budget.

The Subcommittee approved an updated Package 091 Statewide Administrative Savings, eliminating eight permanent full-time positions and reducing one permanent full-time position to part-time (8.50 FTE). The alternative plan minimizes the impact to the agency's Information Technology Division so as to support its transition of legacy information technology systems to a new information system entitled the Core System Replacement project.

The positions eliminated include: Accountant 1 position (1.00 FTE); Office Specialist 1 positions (1.00 FTE); Office Assistant 2 position (1.00 FTE); Information System Specialist 4 position (1.00 FTE) and a Fiscal Analyst 2 position is reduced from permanent full time to permanent part-time (0.50 FTE) in the Administrative Services Division. Two Administrative Specialist 1 positions (2.00 FTE) are eliminated from the Personal Tax and Compliance Division. An Information System Specialist 3 position (1.00 FTE) and an Information System Specialist 5 position (1.00 FTE) are eliminated from the Property Tax Division. In addition, \$71,904 of Other Funds for services and supplies is eliminated in the Property Tax Division in order to achieve the reduction target.

The Subcommittee disappropriated \$2.1 million in one-time General Fund savings, which are in addition to the General Fund savings the agency set aside to compensate for its 2% ending balance holdback. The additional vacancy savings include: Administration (\$990,828), Property Tax (\$139,386), Personal and Compliance (\$716,614), and Business Divisions (\$253,172).

The Subcommittee also disappropriated \$500,000 General Fund in one-time services and supplies savings from the Core System Replacement project due to lower than expected Department of Administrative Services – State Data Center charges.

A reduction of \$352,716 in Other Funds personal services expenditure limitation was made to the Administration Division to adjust for an unneeded compensation plan increase. Two million dollars of Other Funds expenditure limitation in the Property Tax Division was reduced for

limitation that does not have a revenue source. The Property Tax Division has historically had Other Funds in its services and supplies expenditure limitation in excess of its actual need. Therefore, this is a permanent reduction.

The primary vendor contract for the Core Systems Replacement project was originally estimated to cost \$29 million; however, the agency was able to negotiate a \$27 million contract. The savings for the current biennium totals \$2.3 million Other Funds, with \$300,000 of the savings being needed in a future biennium.

HB 5008 (2013) requested that the Department of Administrative Services unschedule \$12,994,327 of Other Funds expenditure limitation for the project that is related to the May 2014 Article XI-Q bond sale. The Subcommittee approved rescheduling \$10,694,327 due to the \$2.3 million in contract savings this biennium. The remaining \$2.3 million is to remain unscheduled.

The Subcommittee provided the following instruction:

The Department of Administrative Services is requested to reschedule \$10,694,327 Other Funds expenditure limitation for the Core System Replacement project, pending the May 2014 Article XI-Q bond sale.

Additionally, the Department of Revenue is directed to report to the Joint Interim Committee on Ways and Means during Legislative Days in May and September 2014 on the status of the project.

The Subcommittee added one permanent full-time Principle Executive Manager E position (0.67 FTE) for the Core System Replacement project to function as a business team/business process subject matter expert lead for the project. The requested position would be funded with previously authorized Article XI-Q bond proceeds. The agency has sufficient Other Funds expenditure limitation for this position due to initial vacancy savings within the program.

The Subcommittee approved the agency's request to make the following technical adjustments to align the agency's budget with its current operations and the organizational structure. These changes balance overall and result in no increase or decrease to the agency's budget. They include: (a) \$1,892,699 and nine positions (9.00 FTE) to move the Research Section from the Business Division to the Agency Program Management Office Division; (b) \$322,254 and one position (1.00 FTE) to move a Principle Executive Manager G and associated services and supplies from the Administrative Services Division to the Agency Program Management Office Division; (c) \$1,109,718 and seven positions (7.00 FTE) to move the Special Services Section from the Administrative Services Division and the Property Tax Division to the Executive Division; (d) \$219,538 and one position (1.00 FTE) to move a Principle Executive Manager E position from the Administrative Services Division to the Personal Tax and Compliance Division; (e) \$112,092 to move one position (1.00 FTE), an Administrative Specialist position, from the Personal Tax and Compliance Division to the Business Division; (f) \$161,411 to move one Information System Specialist 5 position (1.00 FTE) from the Property Tax Division to the Administrative Services Division; (g) \$4,945,157 to move all operating program's Attorney General into the Administrative Services Division; and (h) \$880,556 to move all the operating program's Information Technology Expendable Property into the Administrative Services Division.

Secretary of State

The Subcommittee increased the General Fund appropriation by \$43,796 to restore 25% of the agency's 2% supplemental General Fund ending balance holdback. The entire amount of the restoration was directed to administrative services.

The Subcommittee also reduced the Federal Funds expenditure limitation by \$2,700,000, to more closely align the limitation with the Secretary's revised plan of expenditure of federal Help America Vote Act (HAVA) moneys. The Secretary reported that HAVA monies, initially budgeted for county election tabulation systems upgrades, are being redirected to finance upgrades to the Oregon Centralized Voter Registration system instead. This redirection reduces current biennium Federal Funds expenditures and will allow HAVA monies to fully support program costs, without need for additional General Fund support, through the remainder of the 2013-15 biennium and through the 2015-17 biennium as well.

Treasurer of State

The Subcommittee increased the Other Funds expenditure limitation for services and supplies for the agency by \$1,080,000 for the Public Infrastructure Commission and the West Coast Infrastructure Exchange. The revenue source is a transfer from the Governor's Office, which was appropriated General Fund for House Bill 4111 (2014), to satisfy the requirement under section 4(1) of the measure.

The Subcommittee adopted the following budget note:

Budget Note:

The State Treasurer is directed to spend a minimum of \$100,000 on section 2(2) of House Bill 4111 from funding the agency received in House Bill 5201 for the Public Infrastructure Commission and the West Coast Infrastructure Exchange.

CONSUMER AND BUSINESS SERVICES

Board of Accountancy

No revisions were needed to implement Package 091 Statewide Administrative Savings, consistent with the original placeholder reduction.

Board of Chiropractic Examiners

No revisions were needed to implement Package 091 Statewide Administrative Savings, consistent with the original placeholder reduction.

Construction Contractors Board

The Subcommittee approved an updated Package 091 Statewide Administrative Savings, eliminating 0.50 FTE and moving a portion of the reduction from personal services to capital outlay.

Department of Consumer and Business Services

The Subcommittee approved an updated Package 091 Statewide Administrative Savings, eliminating 9 positions and 8.00 FTE, and shifting \$15,493 from services and supplies to personal services.

A one-time increase of \$4,625,091 Federal Funds expenditure limitation was also approved for the Health Insurance Rate Review Grant Cycle II and III, to support state efforts to enhance the health insurance premium rate review process and increase the transparency of the review process.

Board of Dentistry

No revisions were needed to implement Package 091 Statewide Administrative Savings, consistent with the original placeholder reduction.

Oregon Health Licensing Agency

No changes were made from the original placeholder budget categories to implement Package 091 Statewide Administrative Savings. However, the agency's budget is moved to the Oregon Health Authority beginning July 1, 2014, as directed by House Bill 2074 (2013). The associated budget change is a reduction of \$3,760,280 Other Funds expenditure limitation and 17.50 FTE, which represents approximately one year of the biennial budget for the Oregon Health Licensing Agency. A corresponding increase is made in the Oregon Health Authority budget.

Health Related Licensing Boards

An updated Package 091 Statewide Administrative Savings was approved for each of the six licensing boards: Mortuary and Cemetery, Naturopathic Medicine, Occupational Therapy, Medical Imaging, Speech-Language Pathology and Audiology, and Veterinary Medical. The boards are shifting reductions from personal services to services and supplies to meet the savings targets.

Bureau of Labor and Industries

To restore a portion of the agency's 2% supplemental ending balance holdback, the Subcommittee added \$67,522 General Fund. This amount represents 29% of the total holdback; to cover the remaining gap BOLI will continue to hold the Apprenticeship Representative position in its Portland office vacant for the rest of the biennium.

An updated Package 091 Statewide Administrative Savings was approved, eliminating a total of 0.75 FTE across 2 positions in accounting and office administration. A portion of the agency's reduction was also moved from personal services to services and supplies.

The Subcommittee approved an increase of \$450,000 Other Funds expenditure limitation and the establishment of a limited duration full-time Office Specialist 2 position (0.63 FTE) to enhance the Support Services Program. The program is part of an interagency agreement with the Oregon Department of Transportation, which provides the funding, to help increase diversity in the highway construction workforce. The Bureau of Labor and Industries (BOLI) will utilize the additional funds to increase support to existing pre-apprenticeship preparation programs and establish new preparation programs in rural areas. The limited duration position will provide administrative support for the program, allowing the program coordinator to focus on development and implementation of the preparation programs.

To provide education and outreach on fair housing laws and to investigate fair housing cases, the Subcommittee approved a one-time increase of \$146,584 Federal Funds expenditure limitation. In partnership with the U.S. Department of Housing and Urban Development (HUD), BOLI will use the funds to complete dated fair housing cases that have been dual-filed with BOLI and HUD, and to work with the Fair Housing Council of Oregon to provide education and outreach. Additionally, BOLI's Technical Assistance Program will provide training sessions throughout the state on changes to fair housing laws.

The Subcommittee approved the following budget note related to workforce needs of employees of Qualified Rehabilitation Facilities:

Budget Note:

The Bureau of Labor and Industries, in consultation with the Department of Administrative Services, will convene a stakeholder workgroup to include not more than four Qualified Rehabilitation Facilities (QRFs) or a representative representing a majority of the QRFs in the state; labor unions representing QRFs; at least one organization representing the disability rights community; and any other interest with employee or business interests related to QRFs that voluntarily participate, during the 2014 interim. The workgroup will meet at least four times to develop concepts to address the workforce support needs of employees with disabilities employed by QRFs. These concepts may be presented to the 2015 Legislative Assembly for possible introduction as a bill.

Oregon Medical Board

The Subcommittee approved an updated Package 091 Statewide Administrative Savings, eliminating one position and 0.46 FTE in administration and the remaining reductions taken in services and supplies.

Board of Nursing

No revisions were needed to implement Package 091 Statewide Administrative Savings, consistent with the original placeholder reduction.

Board of Pharmacy

The Subcommittee approved an updated Package 091 Statewide Administrative Savings, reallocating among expenditure accounts to affect permanent administrative cost reductions. Other Funds personal services reductions of \$3,693 and services and supplies reductions of \$1,503 are reallocated entirely to agency services and supplies.

Public Utility Commission

The Subcommittee approved an updated Package 091 Statewide Administrative Savings, eliminating a mailroom assistant position (1.00 FTE). A portion of the reduction originally applied to services and supplies was shifted to personal services.

Real Estate Agency

The Subcommittee approved an updated Package 091 Statewide Administrative Savings, eliminating one position and 0.50 FTE.

Board of Licensed Social Workers

No revisions were needed to implement Package 091 Statewide Administrative Savings, consistent with the original placeholder reduction.

Board of Tax Practitioners

No revisions were needed to implement Package 091 Statewide Administrative Savings, consistent with the original placeholder reduction.

ECONOMIC AND COMMUNITY DEVELOPMENT

Oregon Business Development Department

The Subcommittee increased the General Fund appropriation by \$89,679 to fully restore the Arts Commission's 2% supplemental General Fund ending balance holdback. Lottery Funds expenditure limitations were increased by a total of \$250,000 to partially restore the 2% supplemental Lottery Funds ending balance holdbacks to the Shared Services and Business, Innovation, and Trade Divisions. No additional Lottery Funds are allocated from the Administrative Services Economic Development Fund for this partial restoration of the holdback amounts, or for Lottery Funds expenditure limitation increases provided for compensation cost increases; the agency will finance these expenditures out of sufficient cash balances of Lottery Funds in the division budgets.

The Subcommittee established a \$1,150,000 Lottery Funds expenditure limitation for the Business, Innovation and Trade Division for support of the Oregon Manufacturing Extension Partnership and for port property redevelopment. The expenditure limitation is established on a one-time basis and will be phased out in the development of the agency's 2015-17 biennium current service level. The expenditure limitation was established to provide a special payment of an additional \$750,000 to support the Oregon Manufacturing Extension Partnership, and a special payment of \$400,000 to the Port of Port Orford for redevelopment of the Cannery Building owned by the Port.

The Subcommittee increased the Regional Solutions Other Funds expenditure limitation in the Infrastructure Finance Authority program area by \$9,349,999, and increased the general Infrastructure Finance Authority Other Funds expenditure limitation by \$240,594, to authorize distribution of lottery revenue bond proceeds to support Regional Solutions projects, and to pay bond-related costs, respectively. These Other Funds expenditure limitation increases are approved on a one-time basis only, and will be phased out in the development of the agency's 2015-17 biennium current service level.

The 2013-15 biennium budget includes authorization of up to \$10 million of lottery revenue bond proceeds for Regional Solutions projects. In the 2013 session, the Legislature established a \$1 Other Funds limitation on Regional Solutions project expenditures, pending submission of specific projects for review. A total of \$9,350,000 of Regional Solutions project expenditures were approved. The approved project names and associated funding levels are listed below:

- North Central Region – North Central Oregon Attainable Housing Revolving Loan Fund (\$2 million)
- South Central Region – Removing Stringent Air Quality Permitting Requirements (\$1.5 million)
- South Central Region – Innovation and Learning Center (\$500,000)
- Mid-Valley Region – White's Rail Siding (\$300,000)
- Mid-Valley Region – Carlton Water Infrastructure (\$500,000)
- Mid-Valley Region – Job Growers Workforce Investment Board (\$550,000)
- North Coast Region – Rainier Rail Corridor (\$2 million)
- South Coast Region – Portable Dredge Purchase (\$2 million).

The Subcommittee also approved a change in the use of \$12 million of Other Funds lottery revenue bond proceeds previously authorized in the 2013 session for transfer to the Special Public Works Fund. Of this amount, \$3 million of proceeds are redirected to the Marine Navigation Improvement Fund for coastal port dredging; with the remaining \$9 million of proceeds to be transferred to the Special Public Works Fund.

Finally, the Subcommittee approved the implementation of the agency's Package 091 reductions. The implementation includes permanent fund shifts in the financing of two agency positions in the Shared Services/Central Pool program area. The two positions, formerly Lottery Fund-financed, will now have 22% of their personal services costs funded by Other Funds generated by agency programs. This action supports a \$100,000 fund shift from Lottery Funds to Other Funds approved with Package 091 in the agency budget.

Employment Department

The Subcommittee approved an updated Package 091 Statewide Administrative Savings, eliminating two positions in the Unemployment Insurance division (a Public Affairs Specialist at .75 FTE and an Information Support Specialist at 1.00 FTE), eliminating three positions in the Business and Employment Services division (an Executive Support Specialist, a Safety Specialist and an Office Specialist, 3.00 FTE), and eliminating one position in the Research division (an Economist, 1.00 FTE). A portion of the reduction was shifted from personal services to services and supplies.

House Bill 5201 includes an increase of eight positions (5.35 FTE) and additional expenditure limitation in the amount of \$3,947,126 Other Funds and \$4,757,762 Federal Funds for grant awards, supplemental federal funding for unemployment insurance programs, Office of Administrative Hearings caseload, and information technology needs.

Housing and Community Services Department

The Subcommittee approved an updated Package 091 Statewide Administrative Savings, reducing number of months on three positions (two Information Systems Specialists with a reduction of 0.50 FTE each, and a Procurement and Contract Specialist reduced by 0.62 FTE). Over all, personal services were reduced by \$227,189 Other Funds and \$99,918 Federal Funds; services and supplies were reduced by a total of \$113,376 Other Funds and \$14,195 Federal Funds; and capital outlay was reduced by \$1,825 Other Funds. All reductions are allocated to the Business Operations unit of the agency's Central Services program.

The Subcommittee approved a restoration of \$42,326 of the 2% supplemental ending balance holdback that was included in the agency's original legislatively adopted budget for 2013-15. That represents 25% of the initial holdback. The funding is restored to the agency's General Fund programs as follows:

- Foreclosure Counseling (SB 1552): \$10,231
- Emergency Housing Assistance: \$11,625
- State Homeless Assistance Program: \$6,604
- Low Income Rental Assistance: \$1,122
- Oregon Hunger Response Fund: \$6,628
- Court Appointed Special Advocates: \$5,755
- Housing Choice Landlord Guarantee Program: \$361

The Transportation and Economic Development Subcommittee recommended operational funding for the 2014 state fiscal year for the Housing and Community Services Department after receiving a report on the results of the agency's review of services and delivery options. The goals of the review included identifying and eliminating duplication and fragmentation in service delivery, as well as efficiencies that could help to address an anticipated operating deficit of \$8 million in 2015-17. Report recommendations include simplifying program rules and reporting requirements; implementing shared services arrangements for some administrative functions; redesigning policy and governance structure to provide clear guidance and priorities; moving local service delivery partners toward performance based contracting over time; and moving food and volunteer programs to other areas of state government. The Subcommittee discussed the importance and expectation of a more detailed implementation plan for the report recommendations. Subcommittee members also conveyed the expectation that legislative policy committees should be the venue in which changes to agency advisory bodies are discussed and determined, and that such policy discussions not be circumvented by the Executive or budget process.

Given that the majority of recommendations require additional work to develop specific implementation plans, the Subcommittee recommendation for 2014 funding is predicated on continuing programs for the remainder of the biennium within the existing agency structure. The agency will begin the process of administrative rule review immediately, to begin identifying changes that will simplify grant administration and remove unnecessary reporting and monitoring requirements. Recommendations with budget and staffing implications will be proposed for implementation in conjunction with the 2015-17 budget process, along with changes to Key Performance Measures.

House Bill 5201 repeals three special purpose appropriations related to HCSD, and instead appropriates a total of \$8,765,066 million in General Fund to the agency; \$8.5 million of this is for fiscal year 2014 operations and \$225,000 is for a one-time increase in support for the Oregon Hunger Response Fund. Fiscal year 2014 agency operations costs amount to \$60,528,131 Other Funds, \$39,500,000 Federal Funds, \$122,795,359 Other Funds Non-Limited, \$54,000,000 Federal Funds Non-Limited, and 74.36 FTE. The above amounts include employee compensation distribution amounts, and are consistent with the 2014 operating expenditure limitation recommended by the Subcommittee on Transportation and Economic Development.

Additional one-time General Fund in the amount of \$1.5 million for the Emergency Housing Account and \$500,000 for the State Homeless Assistance Program was also approved (along with a corresponding increase of \$1.5 million in Other Funds expenditure limitation for the Emergency Housing Account). As these programs are ongoing, the Housing and Community Services Department is not anticipated to incur or capture additional administrative expenses from this supplemental funding. Other Funds expenditure limitation of \$2,555,025 is added to provide additional one-time support for affordable housing preservation, funded by lottery bonds authorized in Senate Bill 5703; \$55,025 of this amount is attributable to bond-related costs.

Department of Veterans' Affairs

The Subcommittee approved an updated Package 091 Statewide Administrative Savings, shifting the majority of personal services savings in the Loan Program to services and supplies, in consideration of previous position reductions taken in the legislatively adopted budget (elimination of 12.00 FTE in the Loan Program). As modified, Package 091 reductions eliminate one position (0.20 FTE) and total \$16,426 in personal services, and \$136,794 in services and supplies in the Loan Program, and \$153,224 in services and supplies reductions in the Veterans' Home program.

The Subcommittee approved a restoration of \$43,959 of the 2% supplemental ending balance holdback that was included in the agency's original legislatively adopted budget for 2013-15. That represents 25% of the initial holdback. The funding is restored to the agency's General Fund programs in the following amounts:

- Counseling and Claims: \$2,198
- County Veterans Service Officers special payments: \$21,971
- Aid programs administered by the Oregon Department of Veterans' Affairs: \$19,342
- Special Payments to National Service Organizations: \$448

House Bill 5201 includes additional Other Funds expenditure limitation in the amount of \$6,230,000 for two additional positions (1.13 FTE), and planning, marketing, start up and operating costs associated with the second Veterans' Home in Lebanon, Linn County. The home is scheduled to open in the fall of 2014.

Federal Funds expenditure limitation in the amount of \$300,000 was established to accommodate the possible receipt of a federal grant for transportation services to veterans in highly rural areas of the state. Expenditure limitation was approved, with the understanding that the Department of Administrative Services would unschedule the limitation until the Oregon Department of Veterans' Affairs was notified that its grant application was successful. No additional matching funds or position authority is required to administer the funds, which will be passed through to Baker, Gilliam, Grant, Morrow, Sherman and Wheeler Counties. The agency anticipates a notice of award in April, 2014.

Oregon State Lottery

The Subcommittee approved a budget note requiring the Oregon State Lottery to submit a report to the Emergency Board on the feasibility of establishing a veterans-themed lottery raffle game.

Budget Note:

The Oregon State Lottery shall report to the Emergency Board, no later than September 2014, on the feasibility of establishing a dedicated lottery raffle game that has a veteran-oriented theme or indicates that the proceeds benefit veteran's education and economic development related to veterans. The report shall identify the impacts of establishing the game on the operations of the State Lottery, and include a projection of the level of net revenues available from a dedicated game for veteran's education and economic development, and a projection of the impact of the game on the level of net revenues otherwise available for transfer to the Administrative Services Economic Development Fund.

EDUCATION

Department of Community Colleges and Workforce Development

Based on their budgeted amount for their agency Operations budget, the Department of Community Colleges and Workforce Development (CCWD) has funding for the equivalent of 8.65 FTE in the General Fund budget passed by the 2013 Legislature. Given the demand for the General Fund related workload, the General Fund staff compliment should be closer to 13.00 FTE. As a result, CCWD estimated their General

Fund budget is underfunded by \$884,136. The agency identified almost \$350,000 in savings by keeping three positions vacant and switching the funding on another position, reducing the remaining General Fund gap to \$535,087. To fill this remaining shortfall, the Subcommittee approved the following one-time actions; (1) assumed additional revenue from work done by CCWD staff for the Higher Education Coordinating Commission (HECC) of \$64,000 to offset General Fund need and increased the Other funds expenditure limitation by this amount, (2) assumed \$100,000 of debt service savings from the delay of building projects at community colleges that is freed up to offset the Operations budget gap, (3) appropriated \$250,000 General Fund, and (4) transferred \$121,087 from the Strategic Fund of the Community College Support Fund to the agency Operations budget.

The Subcommittee approved the establishment of an Other Funds expenditure limitation in the amount of \$46,469 for the payment of the issuance costs associated with the sale of Lottery bonds for the Central Oregon Community College's Student Success Center in the remodeled Cascades Hall.

The Subcommittee did not restore any of the \$287,715 General Fund reduced in the Department of Community College and Workforce's legislatively adopted budget for the 2% supplemental ending balance holdback.

As a result of Package 091 relating to Statewide Administrative Savings in 2013, CCWD's Operations budget was reduced by \$357,844 total funds (\$39,363 General Fund, \$55,892 Other Funds and \$262,589 Federal Funds). These reductions will be made by eliminating one Accounting Technician position (1.00 FTE), reducing funding for hiring temporary employees, reducing in-state travel, and reducing the amount of resources for contracting out for services. The impact of these reductions will limit the agency's flexibility in addressing and completing short term projects that are requested of the agency or unanticipated needs like information server failures that might occur. These actions will also limit the agency's ability to hire people with specialized expertise that agency staff does not have.

Department of Education

The Department of Education's (ODE) current budget includes \$9.4 million for the Career and Technical Education Revitalization Grant Program as authorized in ORS 344.075. This bill increases the amount available for the program by a one-time \$2 million General Fund appropriation. Grants awarded through this program must be used to enhance the collaboration between education providers and employers by: (1) developing or enhancing career and technical education programs of study; (2) expanding the professional growth of and career opportunities for students through career and technical education programs; (3) assessing the ability of each career and technical education program to meet workforce needs and give students the skills required for jobs in this state that provide high wages and are in high demand; and (4) supporting the achievement of the high school diploma requirements

The Legislature in 2013 provided an additional \$7.5 million General Fund for the Career and Technical Education (CTE) Revitalization Grant Program, and this bill adds a further \$2 million General Fund to the program without adding any resources for the administration, monitoring and technical assistance related for the program. The Subcommittee approved a transfer of \$230,537 General Fund from the Grant-in-Aid budget of the agency to the Operations budget, and the establishment of three positions (1.25 FTE) for these functions.

A special purpose appropriation to the Emergency Board of \$4.6 million General Fund was made in 2013 for student assessments. The Subcommittee approved the repeal of this special purpose appropriation, and instead approved a \$4.4 million General Fund direct appropriation

to ODE to augment the \$16 million total funds currently in the agency's budget for student assessments. This additional funding is to be used to purchase a summative assessment system tied to the Common Core standards as well as providing resources to school districts for formative and interim assessment tools. The Department of Administrative Services was instructed to unschedule this additional \$4.4 million until final negotiations with the assessment contractors are completed.

Budget Note:

The Department of Education is instructed to provide at least \$2 million of the total amount in the budget for student assessments as payments to school districts for formative and interim assessment tools.

ODE's Early Learning Division received an additional \$10.1 million Federal Funds in resources through the Race to the Top grant program of the U.S. Department of Education. The agency plans to spend \$5.5 million of these funds during the 2013-15 biennium. The funds will be used for a variety of purposes including increasing the use of the Tiered Quality Rating and Improvement System (TQRIS), professional development of early learning providers, and for a statewide referral system for information on early childhood services. The Subcommittee approved Federal Funds expenditure limitation increases split between the Early Learning Grant-in-Aid budget for grants to organizations (\$3,955,190 Federal Funds) and the agency's Operations budget (\$1,547,971 Federal Funds) for contracts, staffing and other agency costs. Seven limited duration new positions (4.11 FTE) were approved for establishment. Five current positions will also be funded with these new resources.

The Subcommittee approved an additional one-time \$1.0 million General Fund appropriation for the Long Term Care and Treatment programs which provide educational services to students in residential and day treatment centers as defined in ORS 343.961. In approving this additional funding, the Subcommittee expects all of the \$1.0 million will be provided to the entities who directly provide educational services to these students.

Budget Note:

Prior to May 1, 2014, the Department of Education is instructed to provide the School Funding Task Force established by House Bill 2506 (2013) with information to assist the Task Force in formulating recommendations relating to the level and allocation of funding for the Long Term Care and Treatment program. This information must include: (1) the actual costs of providing adequate and comparable educational services to students who receive services under the program; (2) various alternatives for allocating and distributing funding to these programs in an equitable manner to maximize the amount that is used for direct educational services to these students; (3) alternatives of metrics for measuring the effectiveness of the programs and providers of these educational services; and (4) other information the Task Force requests. The Task Force, with the assistance of the Department, shall work with various stakeholders including providers, school districts and others in formulating recommendations to the 2015 Legislature regarding the level and distribution of funding for the program.

The 2013 Legislature provided \$1,789,557 General Fund for a special purpose appropriation to the Emergency Board for program funding for the second year of the biennium for youth development grants, performance-based contracts, and services provided at the local level. The Subcommittee approved the repeal of this special purpose appropriation, and redirected those resources as a General Fund appropriation to the Department of Education. The agency's Youth Development Division submitted a plan for investing and distributing these funds to the Interim Joint Ways and Means Committee in January 2014 which approved the use of these funds for the Youth and Innovation Grant Fund. This Fund

provides resources for new innovative approaches to improve education and workforce success for those youth disconnected or at risk of disconnecting from the education system and labor market. Most of this funding (\$1.6 million General Fund) will be for grants to local entities, while the remaining \$189,557 General Fund will be used for the administration of the youth development programs.

The Subcommittee approved a total of \$5,948,790 General Fund in restorations to the ODE budget, representing just under 70% of the amount reduced in the legislatively adopted budget for the 2% supplemental ending balance holdback. All of the 2% reductions were restored for the following programs: (1) Oregon Pre-Kindergarten program (\$2,548,483); (2) other early learning programs (\$673,910) including Early Learning Hub funding, Health Families Oregon, Relief Nurseries, and Early Learning Kindergarten Readiness grants; (3) youth development grant programs (\$114,982); (4) staffing costs at the Oregon School for the Deaf (\$222,340); and (5) the newly authorized strategic education initiatives (\$436,976). Other restorations were \$1,080,405 for the Early Childhood Special Education programs, and \$562,775 for the Early Intervention program. Finally, a total of \$308,919 in the agency Operations budget was restored for nursing program support to school districts, youth development program administration, and licensing of Head Start programs.

As a result of Package 091 relating to Statewide Administrative Savings in 2013, ODE's Operations budget was reduced by \$814,374 total funds. The budget passed by the 2013 Legislature included over \$75 million total funds in new or expanded initiatives without a corresponding increase of resources in administrative activities. Based on this, the Package 091 related reductions for ODE did not include any staff reductions; but included service and supply cuts to the budget, personnel, accounting and payroll, and procurement functions totaling \$280,576 total funds. Another \$533,798 total funds was reduced from the information technology budget, most of it coming from resources for assessment related contracts. Overall, \$276,887 General Fund, \$123,622 Other Funds, and \$413,865 Federal Funds was reduced from the ODE Operations budget.

The Federal Funds expenditure limitation for early learning programs is increased by \$2.2 million to reflect a larger carry-forward of child care related funds from 2011-13 and larger current biennium revenues from the federal Child Care Development Fund. These additional revenues will be used to increase funding for the Employment Related Day Care program administered by the Department of Human Services.

State School Fund

The State provides payments funded by the State School Fund for Local Option Equalization Grants authorized in ORS 327.339. The Department of Education (ODE) makes those grant payments to school districts as Other Funds, but the current budget does not have sufficient Other Funds expenditure limitation for the current biennium. The Subcommittee approved a \$3,535,581 increase in Other Funds expenditure limitation which is the estimate at this time of the grants that must be paid during 2013-15.

Higher Education Coordinating Commission

In development of the 2013-15 budget for the Higher Education Coordinating Commission (HECC), there was an inadvertent double counting of funding of \$249,175 General Fund in the costs of the Commission's meeting and operating costs. The Subcommittee reduced this amount from the HECC budget.

The Subcommittee did not restore any of the \$45,957 General Fund reduced in the Higher Education Coordinating Commission's legislatively adopted budget for the 2% supplemental ending balance holdback.

Oregon Education Investment Board

The Subcommittee restored \$30,794 General Fund to the Oregon Education Investment Board (OEIB) which represents 25% of the amount reduced in the OEIB's legislatively adopted budget for the 2% supplemental ending balance holdback. This restoration will allow the OEIB to fund data analysis and policy research on best practices, investment strategies, and polices relating to early learning and primary literacy.

The OEIB and other education agencies presented an initial business case and related project management materials for the Statewide Longitudinal Data System to the Education Subcommittee of the Joint Committee on Ways and Means. The Education Subcommittee recommended the project staff continue to refine the business case, provide more detailed planning and project management materials, and contract with an independent Quality Assurance contractor to move on to the next steps in the implementation of this project. This work is to be completed with existing resources in the Oregon Department of Education's budget.

Budget Note:

The Oregon Education Investment Board (OEIB) is directed to work with the Oregon Department of Education (ODE), the Higher Education Coordinating Council (HECC), other education related agencies, and the Office of the State Chief Information Officer to refine the business case and develop a comprehensive set of foundational project management documents including a detailed project budget and schedule for the design, development and implementation of the State Longitudinal Data System for P-20W Education. The OEIB, ODE, HECC and other agencies must follow State Chief Information Officer standards in the development of these materials; and submit them to the State Chief Information Officer for review in compliance with Department of Administrative Services and State Chief Information Officer rules, policies and standards for project review, approval and oversight. An independent Quality Assurance contractor must be selected to complete quality control reviews of the refined business case and foundational project management documents. In addition, the independent Quality Assurance contractor must complete a project risk assessment. Prior to requesting additional funding for the Statewide Longitudinal Data System, OEIB and other agencies must submit the quality control reviewed business case and foundational project management documents and the project risk assessment, along with a recommendation on the project from the State Chief Information Officer to the Legislative Fiscal Office. The OEIB and other agencies are directed to report to the Emergency Board during each of the Emergency Board's meetings prior to January 1, 2015 on the status of the project and/or to request the authority to proceed with the project once the above requirements have been met.

Oregon Health and Science University

The Subcommittee approved a total of \$200,035,290 Other Funds expenditure limitation in the Department of Administrative Services for disbursement of bond proceeds to Oregon Health and Science University (OHSU) for the construction of research, clinical, other related facilities, and for bond related costs for the expansion of the OHSU Cancer Institute. Senate Bill 5703 contains authorization to issue up to \$161,490,000 in Article XI-G general obligation bonds (debt service to be paid with General Funds) and \$38,545,290 in lottery bonds (debt service to be repaid with Lottery Funds) for the Cancer Institute for disbursement to OHSU. Before these Article XI-G and Lottery bonds may be issued, OHSU must raise at least \$800 million in gifts, grants and other revenues through OHSU's Cancer Challenge campaign. The bond proceeds will be used: (1) to construct a research building on the Schnitzer Campus which will include wet laboratory facilities, bio-computing space and research support facilities; and (2) for additional floors in the Center for Health and Healing II (CHH II) building already planned for construction for clinical trial space. Debt service payments on these bonds to be paid beginning in the 2015-17 biennium are estimated at \$23,357,272 General

Fund and \$6,669,787 Lottery Funds. A budget note is included in the Oregon Health Authority section of this budget report instructing OHSU, other health care providers and Coordinated Care Organizations to develop recommendations relating to access to services for Medicaid clients.

Oregon Student Access Commission

Funding for the Oregon Opportunity Grants is increased by \$2.3 million in the Oregon Student Access Commission's (OSAC) budget by increasing the expenditure limitation for Lottery Funds funded by allocations from the Education Stability Fund. This amount is anticipated to provide an estimated 1,150 more grants to post-secondary students at an average of \$2,000 during the 2013-15 biennium. These additional resources are from carry-forward funds from the 2011-13 biennium that are available for this purpose.

The Subcommittee did not restore any of the \$2,332,612 General Fund reduced in the OSAC's legislatively adopted budget for the 2% supplemental ending balance holdback, almost all of which was reduced from the Oregon Opportunity Grant program. As noted above, \$2.3 million of Lottery Funds was added to this program for the remainder of the biennium.

As a result of Package 091 relating to Statewide Administrative Savings in 2013, OSAC's Operations budget was reduced by \$41,153 total funds (\$17,284 General Fund and \$23,869 Other Funds). The Commission plans to take \$19,030 total funds of this reduction in State Government Service Charges since Commission staff has assumed some of the administrative responsibilities (without new resources) that the Department of Administrative Services (DAS) provided in the past. The remaining reductions will be taken from other services and supplies (\$11,290 total funds), Office Expenses, and other services and supplies categories. Since the original 091 reduction was split between personal services and services and supplies, all of the original \$31,666 total funds in the personal services reduction will have to be transferred to services and supplies category.

Teacher Standards and Practices Commission

The Teacher Standards and Practices Commission's (TSPC) budget was reduced by \$13,537 Other Funds as a result of the passage of the Package 091 relating to Statewide Administrative Savings. The Commission will take these reductions by cutting \$8,135 from the budget for overtime and related personal services, and \$5,402 from other services and supplies.

Oregon University System

The Subcommittee approved a special one-time General Fund appropriation of \$2,000,000 for the four technical and regional universities and Portland State University to help fund new compensation agreements for classified staff. Of the \$2,000,000 appropriation, \$850,000 is for Portland State University, with the remainder to be shared by Eastern Oregon University, Southern Oregon University, Western Oregon University, and the Oregon Institute of Technology. The Subcommittee also approved a one-time \$500,000 General Fund appropriation to both Eastern Oregon University and Southern Oregon University as temporary bridge funding to assist the universities for the remainder of the biennium as they address budget shortfalls.

The Subcommittee also disappropriated \$4,500,000 General Fund from the appropriation supporting the Chancellor's Office with direction the Chancellor's Office utilize existing fund balances to continue operations for the remainder of the 2013-15 biennium. A total of \$3.5 million General Fund was appropriated to the Emergency Board as a special purpose appropriation to be allocated for future costs associated with higher

education governance changes, including costs incurred by the Higher Education Coordinating Commission as duties and responsibilities are transferred from the Chancellor's Office to the Commission and for impacts on the budgets of the four technical and regional universities.

The Subcommittee approved the following budget note related to the closure of Blue Mountain Recovery Center in Pendleton, and clarified that this work should be done within the existing Oregon Solutions General Fund budget of \$2.2 million for 2013-15. The parties involved are expected to include a number of local and regional entities, as well as the Department of Administrative Services, Oregon Business Development Department, Department of Corrections, Oregon Health Authority, Department of Veterans' Affairs, and the Regional Solutions program within the Governor's Office. Other parties may be identified as the work proceeds.

Budget Note:

The closure of the Blue Mountain Recovery Center will have a major economic impact on the city of Pendleton and the surrounding region. In order to address the challenges associated with the closure, a state and local conversation needs to occur, and a strategy needs to be developed, to mitigate the effects and chart a path forward for the community. The strategy should address how the state can invest resources in the community to ensure the economic effects on the community as a whole are addressed, to the extent possible. The strategy should also seek to leverage investments from the federal government in addressing the challenge and engage other private and civic organizations to the extent they can be of assistance. In carrying out the development of a strategy, the Oregon Solutions program at Portland State University shall provide staffing to bring the needed parties together to develop a mutually supported plan. The Oregon Solutions program shall report in September 2014 to the Emergency Board on the plan.

HUMAN SERVICES

Commission for the Blind

The Subcommittee approved an updated Package 091 Statewide Administrative Savings in which a small portion of the agency's reduction was moved from services and supplies to personal services. The Subcommittee also approved the restoration of \$31,287 of the 2% supplemental ending balance holdback that was included in the agency's original legislatively adopted budget for 2013-15. This represents 100% of the initial holdback.

The agency's budget is reduced by \$1,043,821 Other Funds expenditure limitation and 0.75 FTE to reflect the elimination of the Oregon Industries for the Blind program effective December 2013. This was an alternative work and vocational program specializing in serving clients with multiple disabilities who are both developmentally disabled and blind. Historically the program had served about 40 clients, and all clients have now been placed in other programs.

Oregon Health Authority

The Oregon Health Authority (OHA) budget is organized into several program areas including Health Care Programs, Addictions and Mental Health, and Public Health, as well as Central and Shared Services. House Bill 5201 adjusts the OHA budget for updated pricing of program caseloads, costs, and revenues to help "rebalance" the budget. This information was presented at the January 2014 meeting of the Interim Joint

Committee on Ways and Means. Most notable are additional costs of \$26.9 million General Fund related to loss of federal match for Alcohol & Drug residential facilities that have more than 16 beds, claims costs for hospital patients thought to be eligible for Medicaid but not yet through the formal eligibility process, and additional costs to keep Blue Mountain Recovery Center open through March 2014. The rebalance also includes \$67.9 million General Fund savings, related to caseload changes, federal match rate changes, and one-time Other Funds revenues received above forecasted amounts.

The approved rebalance plan includes additional Federal Funds expenditure limitation of \$1.1 billion mostly related to faster enrollment of new clients under the Affordable Care Act (ACA) expansion than was originally forecast. The plan also includes some agency restructuring. A new budget structure called Health Policy Programs is created, with budget and staff being transferred from Central Services and Medical Assistance Programs. A second budget structure is created for the transfer of the Oregon Health Licensing Agency into OHA effective July 1, 2014 per House Bill 2074 (2013).

The agency continues to face a number of budget risks that were not explicitly included in the rebalance plan. These include changes to caseloads, federal sequestration reductions, the Oregon State Hospital budget, and state expenditures required to meet the federal Designated State Health Programs (DSHP) waiver conditions. House Bill 5201 establishes a new special purpose appropriation of \$24 million, to be allocated to OHA or the Department of Human Services for caseload costs or other budget challenges that the agencies are unable to mitigate.

In addition to the rebalance adjustments, the adjusted budget reflects a number of actions to be taken as a result of the \$38.8 million General Fund withheld in the legislatively adopted budget for the 2% supplemental ending balance. The Subcommittee approved a restoration of \$9.7 million as part of the statewide restoration. That represents 25% of the initial holdback. Other actions taken include program reductions of \$4 million General Fund and the use of \$25.1 million in one-time revenues.

With the addition of certain other actions beyond that already described, the approved adjustments result in an overall \$1.1 billion increase in the agency's total funds budget, but a \$27.2 million General Fund decrease. These actions also result in a \$36.4 million increase in Other Funds expenditure limitation, a \$1.1 billion increase in Federal Funds limitation, and an increase of 39 positions (20.74 FTE). These numbers do not include changes related to employee compensation cost changes.

A more detailed description of each program area follows.

Health Care Programs

The budget adjustments in House Bill 5201 reflect a net \$62.6 million decrease in General Fund in the Medical Assistance Programs (MAP) budgets, with a \$24.8 million increase in Other Funds limitation and a \$1.2 billion increase in Federal Funds limitation.

The rebalance plan for MAP approved by the Subcommittee includes overall savings of \$67.9 million General Fund, related to caseload changes, federal match rate changes, a reduction in the clawback payment to the federal government, and one-time Other Funds revenues received above forecasted amounts. Increased costs include a \$1.8 million shortfall in tobacco tax revenue as a result of the latest forecast. The loss of federal match for Alcohol and Drug residential facilities that have more than 16 beds results in a \$15.7 million General cost. The approved rebalance includes a cost of \$7.0 million General Fund to cover claims costs for hospital patients thought to be eligible for Medicaid but not yet through the

formal eligibility process. During the period before the patient completes the formal eligibility process, the federal match for services already received is at the state's regular match rate. The rebalance changes also include an additional \$1.2 billion in Federal Funds expenditure limitation, primarily because the state is enrolling new clients under the ACA expansion faster than originally forecast.

The MAP budget is also affected by two organizational changes included in the rebalance. A total of \$34 million General Fund that was previously in the MAP budget is transferred to a new budget structure called Health Policy Programs. In addition, a total of \$16.7 million General Fund and \$50.2 million total funds is transferred from Addictions and Mental Health to MAP. This completes another component of the transfer that eventually moves these programs receiving Medicaid match into the CCOs, and so into the MAP budget.

Health Policy Programs will also include the transfer of the Transformation Center from Central Services. The final resulting budget for Health Policy Programs will be \$44.1 million General Fund, \$129.4 million total funds, and 128 positions (122.37 FTE). All these adjustments net to zero agency-wide. As a part of the approved rebalance, a second new budget structure is created for the Oregon Health Licensing Agency, which will transfer to OHA on July 1, 2014 as a result of House Bill 2074 (2013). This program will then be called the Health Licensing Office. The second year budget amount of \$3.8 million Other Funds is added to OHA, as well as the 35 positions (17.50 FTE) in the current agency. There is a corresponding reduction to the budget of the Oregon Health Licensing Agency.

The Subcommittee approved a restoration of \$20.8 million of the 2% supplemental ending balance holdback that was included in the MAP original legislatively adopted budget for 2013-15. This is funded with one-time revenues available in the budget. The agency expects to address the remaining \$2.1 million shortfall by reducing the 2014-15 fee-for-service inflation adjustment for the Oregon Health Plan from 2.4% to 1.2%.

The final budget adjustments include additional General Fund savings of \$24.4 million as a result of the Children's Health Insurance Reauthorization Act (CHIPRA) bonus that was announced in December. A total of \$1.9 million General Fund and \$5.0 million total funds is added to the MAP budget to cover compensation changes for home health care workers who are not state employees. A total of \$12.9 million had been included in a special purpose appropriation for this purpose. That amount is fully distributed to OHA and the Department of Human Services to cover these costs.

The Subcommittee approved the following budget note relating to the health care system, and the role of Oregon Health and Science University within that system:

Budget Note:

The Oregon Health Authority will work with health systems, Coordinated Care Organizations, and health care providers to develop recommendations that ensure that Medicaid clients have access to medically appropriate and necessary inpatient or outpatient health services. Factors to be considered will include:

- (a) The acuity of the patient's condition and the urgency of the patient's need for treatment;
- (b) The role of Oregon Health and Science University as the state's only public academic health center;
- (c) The role of Oregon Health and Science University as a health care provider as well as its capacity relative to other hospitals, clinics or facilities in the community; and

(d) Advancing the goals of the triple aim, including factors such as:

- (A) delivery of quality care
- (B) cost
- (C) convenience to the patient
- (D) patient's access to care

OHA will report on the recommendations to the appropriate legislative policy committees before the 2015 session.

Addictions and Mental Health

The budget adjustments included in House Bill 5201 for Addiction and Mental Health (AMH) reflect a net decrease of \$3.2 million General Fund, an increase of \$9.2 million Other Funds limitation and a decrease of \$36.6 million Federal Funds limitation.

The rebalance plan approved by the Subcommittee includes a cost of \$2 million General Fund to keep Blue Mountain Recovery Center open until the end of March 2014. This is offset by savings of \$0.2 million General Fund as a result of the increase in the federal match rate. In addition, the budget is decreased by \$19.4 million General Fund as a result of transfers and technical adjustments. This is primarily the result of the transfer of another component of the remaining programs in AMH that will be moved to the CCOs during this biennium.

The Subcommittee approved a restoration of \$11.4 million of the 2% supplemental ending balance holdback that was included in the AMH original legislatively adopted budget for 2013-15. The agency expects to address the remaining \$1.9 million shortfall by eliminating the development of one 5-bed residential treatment home, and delaying the opening of two others by a few months.

If House Bill 4124 becomes law, the current youth suicide prevention coordinator in Public Health will move to AMH and take on a number of new responsibilities, including a new focus on intervention. AMH will coordinate with Public Health on funding to continue a position in Public Health that will continue to focus on prevention. Both these positions will have an important role to play as the new investments in children's mental health are implemented.

The Subcommittee approved a General Fund appropriation of \$50,000 for the Buckley sobering center of Willamette Family Treatment Services. This is one-time funding to establish a pilot at the center, in order to determine the efficacy of allowing the sobering center to sign clients up for the Oregon Health Plan, if appropriate, as well as the effectiveness of including peer support navigators on staff to facilitate on-going treatment. AMH and the center will report the results of the pilot during the 2015 legislative session.

House Bill 5201 includes an additional \$2.9 million General Fund to increase rates for Alcohol and Drug adult residential facilities. House Bill 5008 (2013) set aside a special purpose appropriation of \$3.3 million for this purpose, and the agency was directed to do a study on both the youth and adult systems. The agency presented that study to the 2014 Legislature. The \$2.9 million will allow the agency to increase the indigent (non-Medicaid) rate for adults from the current \$105.50 per bed per day up to \$120.00 (both rates include the current \$20 rate for room and board). This increase will be for both years of the biennium. This brings the indigent rate up to the same level as the Medicaid fee-for-service and CCO rate. In addition, the room and board rate will be increased from \$20.00 to \$24.00 for indigent, fee-for-service and CCOs,

effective January 1, 2014. It is not ideal to increase the room and board rate, because that portion of the total rate cannot be matched. However, an increase in the treatment portion of the rate would flow through the CCO budgets, and they are capped at this time.

The Subcommittee approved the agency plan to spend the remaining \$10 million Other Funds revenues from the increase in the cigarette tax that was dedicated to community mental health programs. AMH plans to invest \$5 million of the funding in rental assistance programs through the current structures within the agency. For the other \$5 million, AMH plans to partner with the National Alliance on Mental Illness (NAMI) and the Oregon Residential Provider Association (ORPA) for development of supported housing for individuals with mental illness, who will seek out grants, gifts and contributions to supplement the state money to support this development. The state funding will provide not more than 20% of the costs for the construction of the housing, and up to 50% of the start-up costs of the housing. The partners will convene a work group to advise in developing and prioritizing the list of projects. In order to ensure that the money available is invested this biennium, timelines will be established for funds to be committed. Funds that are not committed by those deadlines will be utilized for additional rental assistance funding. The partners have agreed on a Memorandum of Understanding that lays out these details. This \$5 million funding is to be considered one-time for purposes of 2015-17 budget development. The Subcommittee approved the following budget note:

Budget Note:

Addictions and Mental Health, the National Alliance on Mental Illness, and the Oregon Residential Provider Association shall report back to each of the interim Emergency Board meetings on the status of all projects being considered or funded. The report should include information on each project, including location, timelines, various funding sources, number of housing units total, and number of housing units specifically for persons with mental illness. At least 10 days before a contract is signed by the Oregon Health Authority for any specific project, the agency shall notify Legislative Leadership and the Legislative Fiscal Office of their intent to sign a contract and the details of the contract.

Public Health

The budget adjustments included in House Bill 5201 for Public Health reflect a net increase of \$1.2 million General Fund, and a decrease of \$0.1 million Other Funds limitation and \$0.5 million Federal Funds limitation.

The Subcommittee approved a restoration of \$0.7 million, or all of the 2 % supplemental ending balance holdback that was included in the Public Health legislatively adopted budget. The special purpose appropriation for dental pilot projects of \$100,000 was eliminated and placed in this budget. This will enable the agency to provide staff to implement the program originally envisioned in Senate Bill 738 (2011). The Subcommittee also approved additional funding of \$270,000 for breast and cervical cancer screening services. About \$100,000 of this was needed to backfill funding shortfalls recently communicated to the agency by the Komen Foundation.

Public Health programs had three fee schedules that were approved by the Department of Administrative Services and implemented administratively during the interim. These were ratified as a part of House Bill 5202, the statewide fee ratification bill. These include the fees related to the regulation of non-transplant anatomical research recovery organizations, registration of medical marijuana facilities, and the Oregon State Public Health Laboratory fees for communicable disease tests.

The Subcommittee approved the following budget note:

Budget Note:

The Oregon Health Authority will report to the Emergency Board in September 2014 on plans to appoint a state dental director as part of the agency's 2015-17 budget request. The report will include a position description outlining the duties of this position and the estimated costs to fill the position.

Central and Shared Services/Statewide Assessments and Enterprise-wide Costs

The budget adjustments included in House Bill 5201 reflect net decreases of \$7.3 million General Fund, \$3.6 million Other Funds limitation and \$81.9 million Federal Funds limitation.

The reductions in these budgets are primarily the result of transferring the budget and staff from the Office of Health Policy and Research and the new Transformation Center, both currently in Central Services, over to the new Health Policy Programs. These actions are included in the rebalance. The Subcommittee approved a restoration of \$1.8 million, or all of the 2% supplemental ending balance holdback that was included in the legislatively adopted budget.

An updated Package 091 Statewide Administrative Savings was approved in which a portion of the agency's reduction was moved from services and supplies to personal services. These reductions are all in Shared Services, which for OHA are the information technology services provided to both OHA and the Department of Human Services. One of the strategies for efficiencies is to do more projects with agency staff, rather than hiring contractors to perform the work at a higher price. The agency also expects to reduce expenditures related to mainframe printing by working with recipients to see which reports are still used. There are also opportunities to standardize software tools and reduce the amount of annual maintenance and support required.

Department of Human Services

The Department of Human Services (DHS) 2013-15 budget is organized through eight budget structures and five appropriations. The budget structures reflect five direct program areas (Self Sufficiency, Child Welfare, Vocational Rehabilitation, Aging and People with Disabilities, and Developmental Disabilities) and three program support functions (Central, Shared Services, and State Assessments and Enterprise-wide Costs). In addition, the agency's rebalance plan approved by the Subcommittee as part of House Bill 5201 adds a new program structure – Program Design Services – to consolidate and better capture cross-program work, such as licensing and regulatory oversight. The funding and position transfers from the programs to the new structure drive decreases in program budgets that net out across the agency; these should not be confused with program reductions.

Setting aside statewide budget issues, the agency's rebalance plan, which was presented at the January 2104 meeting of the Interim Joint Committee on Ways and Means, generates a net savings of \$0.5 million General Fund. This net positive position reflects both costs and savings tied to agency caseloads, costs per case, and a slightly higher federal percentage for FMAP eligible costs. It also accounts for new program funding gaps identified since the 2013 session, including \$2.2 million General Fund needed to avoid going to a wait list for Vocational Rehabilitation services and \$1.9 million General Fund to cover a 6% interim rate increase for employment services providers in the Developmental Disabilities program.

The rebalance plan also contains several technical adjustments/transfers within the agency and between DHS and the Oregon Health Authority. Internal DHS changes, mostly tied to allocating costs and budget with more precision than was used during budget development, net to zero. There is a net increase of \$1.8 million General Fund in the DHS budget due to the realignment of costs between DHS and OHA associated with mental health facility development and outreach services; changes between the two agencies net to zero.

In addition to rebalance adjustments, the Subcommittee approved a direct restoration of \$11.4 million General Fund withheld in the legislatively adopted budget for the 2% supplemental ending balance; this represents 25% of the holdback amount. Through the use of one-time revenues in both OHA and DHS, including \$3.3 million Federal Funds in bonus revenue received under the Supplemental Nutrition Assistance Program (SNAP) and \$15.0 million Federal Funds in Temporary Assistance for Needy Families (TANF) carryforward revenue, the remaining holdback of \$34.2 million General Fund was covered. The Subcommittee did not make any program reductions, but budget risks do remain. These include changes to caseloads, final sequestration actions, potential federal penalties, litigation and other legal costs, and federal rule changes affecting home care workers.

The Subcommittee approved several other changes (additions) beyond the rebalance and statewide actions. The most significant of these is a series of investments totaling \$8.3 million General Fund (\$9.4 million total funds), which is sourced by \$26 million General Fund set aside side for senior programs during the 2013 Special Session. Overall, House Bill 5201 increased the agency's budget by \$66.8 million General Fund, \$27.0 million Other Funds, and \$125.4 million total funds, or about 2.4% overall. The net change to positions is an increase of 1 position and a decrease of 3.49 FTE, which reflects a mix of phase-ins, position eliminations, and classification changes.

A more detailed description of each program area follows. For context regarding caseload changes, the 2013-15 legislatively adopted budget was based on the spring 2013 caseload forecast; the rebalance adjustments in House Bill 5201 factor in caseload and cost changes tied to the fall 2013 forecast, published in December 2013.

Self Sufficiency

The budget adjustments approved by the Subcommittee for the Self Sufficiency (SS) program reflect net decreases of \$19.8 million General Fund, \$13.1 million Other Funds limitation, \$7.4 million Federal Funds limitation, and 77 positions (77.00 FTE).

Rebalance adjustments account for projected growth of about 3% in the overall 2013-15 SNAP caseload from the previous forecast. Embedded in the net increase is a decrease in the number of SS households receiving SNAP, while the number of Aging and People with Disabilities households receiving SNAP continues to grow. Caseloads in the TANF cash assistance programs are down 1% from the spring numbers, at a biennial average of 33,591 families. Overall caseload savings of \$1.0 million General Fund are included in the agency's rebalance calculation. Budget and program risks for these economically-sensitive caseloads include final structure of the SNAP program upon federal reauthorization, growth in participating households associated with increased Medicaid enrollments under the Affordable Care Act, and possible extension of unemployment benefits.

To support implementation of a new program structure, Program and Design Services (PDS), \$9.4 million total funds and 75 positions (75.00 FTE) are transferred out of SS and into PDS. Technical adjustments and transfers account for a decrease of \$44.9 million total funds and 2

positions (2.00 FTE); the largest portion is \$33.4 million totals funds associated with moving the budget for the Modernization project from SS to the Office of IT Business Supports, which is part of the new PDS budget structure.

The Subcommittee approved use of \$18.3 million in one-time federal revenues (SNAP bonus and TANF carryforward) to help fully restore the 2% holdback. Another change outside the agency's rebalance plan is a one-time investment of \$200,000 General Fund to support nutritional programs. Half of the money will help increase the number of summer and after-school food sites by at least 50 over the next year through offering technical assistance and implementing practices to help sustain programs into the futures. The other half, which will be matched with \$100,000 in federal dollars, will be used to help seniors and other eligible groups or individuals with low participation rates access SNAP benefits, update online tools, and develop client education materials around protecting benefit cards.

An increase of \$2,200,000 Other Funds expenditure limitation was also approved by the Subcommittee and should allow the Employment Related Day Care (ERDC) program to achieve an average monthly caseload of 8,500 over the last 12 months of the biennium. One-time funding to support this increase is available due to a higher than anticipated amount of Child Care Development Fund (CCDF) carryforward revenue from the 2011-13 biennium. While the budget continues to be inadequate to meet program needs – there are currently over 800 families on the waiting list – the Legislature is committed to improving program effectiveness and flexibility within available resources. With this goal in mind, the Subcommittee adopted the following budget note:

Budget Note:

The Oregon Department of Education - Early Learning Division's Office of Child Care and the Department of Human Services will convene a workgroup of stakeholders to develop a set of policy recommendations on how best to modify the ERDC program to provide child care subsidies to working parents enrolled in post-secondary higher education. The agencies will report these recommendations back to the Emergency Board in May 2014; the expectation is that rulemaking to implement legislatively approved changes would follow soon after. Program elements to address within the recommendations should include eligibility criteria, work hour requirements, school attendance verification, academic standing expectations, limitations on assistance, TANF leavers, families having children with special needs, program exit income limits, child care quality, data reporting, caseload priorities, and program evaluation.

Child Welfare

The budget adjustments approved by the Subcommittee for the Child Welfare (CW) program reflect an increase of \$16.5 million General Fund, a decrease of \$1.6 million Other Funds limitation, an increase of \$5.2 million Federal Funds limitation, and a decrease of 18 positions (18.00 FTE).

While forecasts for individual CW caseloads have fluctuated between the spring and fall forecasts, these changes did not drive any budget adjustments. The rebalance does include savings from a change in the Federal Medical Assistance Percentage (FMAP), decreasing General Fund need by \$0.9 million. Based on the latest federal estimates, the 2013-15 biennial average FMAP rate will increase from 63.06% to 63.40%, which reduces the state contribution percentage. This change also affects other agency programs.

The approved budget adjustments include \$0.3 million General Fund to correct an error made in 2013-15 budget development. In the agency's 2011-13 budget, a one-time revenue source (federal grant) was used to sustain the post-adoptions program. However, the one-time action was not

reversed as planned. A portion of the FMAP General Fund savings is used to cover the oversight and maintain the program at the 2013-15 legislatively adopted level. Also included is spending authority and eight limited duration positions (8.00 FTE) to support work under a federal grant. DHS received legislative approval to apply for the grant, which supports recruiting resource families for foster children, in May 2013.

To support the new program structure, Program and Design Services (PDS), \$4.0 million total funds and 26 positions (16.00 FTE) are transferred out of CW and into PDS. Technical adjustments and transfers account for an increase of \$1.7 million total funds for this program.

The Subcommittee added \$800,000 General Fund to establish necessary legal, financial, and administrative foundations to launch a Pay for Prevention effort in Oregon. The money will go to the Center for Evidence-Based Policy at OHSU for conducting economic research, developing provider capacity, and building a performance measurement, accounting and reporting system. The ultimate goal of the initiative is to identify young children most at-risk, implement evidence-based supports designed to achieve specific outcomes, and invest in performance-based contracting that links payment to outcomes through social impact financing. The Subcommittee approved the following budget note related to the project:

Budget Note:

By January 1, 2015, the Office of the Governor and the Center for Evidence-Based Policy at OHSU will jointly report to the Human Services Subcommittee of the Emergency Board on how the Pay for Prevention money is being spent and project progress. In addition, OHSU shall solicit independent review from a panel of experts on key components of project as it is developed. The report will include a summary of the independent panel's assessment of the project, including project design, research validity, and project viability.

Vocational Rehabilitation

The Subcommittee approved budget adjustments for Vocational Rehabilitation (VR) equating to increases of \$3.6 million General Fund, \$6,703 Other Funds limitation, \$3.0 million Federal Funds limitation, and 10 positions (8.80 FTE).

The fall forecast projects caseload to be about 2% lower than the spring estimate. Any savings associated with fewer clients is masked by higher than expected costs per case, which have grown by about 5% from the spring 2013 forecast. Cost drivers include higher expenses for some services, such as technology devices for communication and mobility, and new referrals having needs more complex or costly to support than existing clients.

To maintain the program and cover these costs without moving to an Order of Selection (priority wait list), the budget approved by the Subcommittee includes an additional \$2.2 million General Fund. The extra state dollars will have implications for future Maintenance of Effort (MOE) requirements. No additional federal dollars are available at this time; there is a slight possibility re-allotment funds could be accessed later in the biennium to reduce General Fund and MOE impacts.

Technical adjustments and transfers account for an increase of \$2.7 million total funds and 10 positions (8.80 FTE); the bulk of the dollars and the positions are associated with moving work tied to the Governor's Executive Order 13-04 (employment services) from Developmental Disabilities to VR.

Aging and People with Disabilities

The budget adjustments approved by the Subcommittee in House Bill 5201 for the Aging and People with Disabilities (APD) program reflect an increase of \$12.2 million General Fund, a decrease of \$6.8 million Other Funds limitation, a decrease of \$4.0 million Federal Funds limitation, and a decrease of 78 positions (82.25 FTE).

Overall caseloads in long-term care facilities are down about 3% from the level funded in the legislatively adopted budget. In-home caseloads are just over 8% higher than budgeted, while both community-based facilities' and nursing facilities' caseloads are lower, by about 10% and 2%, respectively. After costs associated with higher acuity levels and lower than expected provider tax revenues, these changes drive a net savings of \$4.0 million General Fund. In addition to the caseload savings, APD also has \$6.6 million General Fund in savings due to the FMAP change noted previously.

While the caseload trends are consistent with APD policy goals, the Department is concerned that it may be too early in the biennium to safely capture and repurpose the associated savings. Risks include the implementation of the K Plan and the initiative to reduce nursing facility bed capacity.

To support creation of the new program structure, \$15.6 million total funds and 85 positions (85.00 FTE) are transferred out of APD and into PDS. Technical adjustments and transfers account for an increase of \$4.8 million total funds for this program and mostly consist of a net \$4.7 million total funds increase realigning budgets between APD and OHA (Addictions and Mental Health).

In addition to the rebalance changes and statewide adjustments, this program was significantly impacted by the Subcommittee's approval of funding for several senior programs or initiatives, including two pieces of legislation. While APD is not always the directed recipient or primarily participant in these projects, the bulk of the money does flow through DHS and the program has a key role in coordinating activities and reporting. The following section discusses the funding decisions and associated expectations.

Recommendations for 2013 Special Session \$26 million Special Purpose Appropriation for Seniors

During the 2013 Special Session in September 2013, as part of HB 5101 (2013), \$26.0 million General Fund was set aside in a Special Purpose Appropriation (SPA) to the Emergency Board for Board for future distribution to programs or activities supporting seniors. Over the four months between that action and the 2014 Legislative Session, the Department worked with a group of stakeholders to develop a list of proposals for funding allocation.

The Subcommittee approved most of the requested projects; the remaining unallocated General Fund will stay in the Senior SPA for future distribution by the Emergency Board. The legislative intent is that the proposals currently unfunded will have first priority (i.e., portions of the SPA are set aside for these) in the next round of SPA allocations, which is likely to occur as soon as May 2014. Projects are also funded with the caveat that, for ongoing initiatives, overall 2015-17 costs should not exceed the initial 2013 Special Session revenue allocation of \$41 million plus standard inflation. This funding level restriction should be considered as the both the executive and legislative branches develop budgets for the 2015-17 biennium. In addition, some projects were approved as one-time expenditures and are generally not expected to roll forward; these programs have been identified as such in the following narrative. However, these programs' status as one-time expenditures may be evaluated for

ongoing status based on program development and the level of resources available in 2015-17. If included as ongoing, the program costs should be clearly identifiable within the 2015-17 budget build.

Funding recipients are expected to work with the Department of Human Services to provide to the Joint Committee on Ways and Means Subcommittee on Human Services during the 2015 Legislative Session a coordinated update on what was accomplished with these investments.

Projects or proposals brought forward for consideration for Senior SPA funding, along with the Subcommittee's recommendation are summarized in the table below. Subsequent narrative sections describe expectations regarding each project or proposal and next steps, including future allocations for projects for which funds are not being authorized at this time. For reference, summary item numbers 1 through 21 correspond in order to the consensus list developed by the Campaign for Oregon's Seniors & People with Disabilities; three other proposals were added as issues surfaced during the legislative session.

2013 Special Session \$26M Appropriation Allocation Recommendations

Item #	Item	Who	Request	Approved	Recommendation
1	Geriatric/disability/mental health and addiction specialists for each county	OHA - AMH	2,800,000	-	Hold; present plan in May
2	Senior mental health training	OHA - AMH	700,000	-	Hold; present plan in May
3	Enhance funding for elder and disabled transit services	ODOT	4,000,000	4,000,000	Fund
4	Geriatric medication competency training pilot	DHS - APD	1,600,000	1,600,000	Fund but require May report on RFP
5	Training on Alzheimer's/dementias	DHS - APD	450,000	450,000	Fund but require May report on RFP
6	Training for caregivers on challenging behaviors	DHS - APD	400,000	400,000	Fund but require May report on RFP
7	First responder training on Alzheimer's/dementias	DHS - APD	500,000	500,000	Fund but require May report on RFP
8	Increase access to caregiver training statewide	DHS - APD	350,000	350,000	Fund but require May report on RFP
9	Restoration of Quality Care Fund sweep	DHS - APD	1,000,000	1,000,000	Restore fund but report on spending plan
10	SB 1553 - Public Guardianship Program	LTCO	949,183	949,183	Fund
11	Re-establish annual reporting for long term care	DHS - APD	750,000	100,000	Partially fund; report back in May
12	Develop community based care capacity index	DHS - APD	750,000	100,000	Partially fund; report back in May
13	General Assistance study	DHS - APD	112,000	112,000	Fund
14	Collect/analyze data on via annual BRFSS report	OHA - PH	30,000	30,000	Fund
15	Cash Oregon Grant for technology upgrade	DHS - APD	150,000	150,000	Fund
16	Personal Incidental Fund (PIF) from \$30 to \$100 per month	DHS - APD	1,300,000	539,728	Fund at \$60 and start indexing
17	Initiate SB 870 to expand coverage for younger persons with disabilities	DHS - APD	3,000,000	-	Hold; present pilot plan in May
18	HB 4151 - Elder Abuse Task Force Recommendation	DHS - APD	149,365	149,365	Fund
19	Adult Protection Services Technology Investment	DHS - APD	1,000,000	-	Hold; pending business case and plan
20	AAAs - Replace Older Americans Act lost due to sequestration cuts	DHS - APD	2,500,000	-	Hold; pending actual awards/need
21	AAAs - Evidence based health promotion/disease prevention	DHS - APD	1,250,000	1,250,000	Fund
22	Senior Property Tax Deferral Hardship Fund (\$313,800)	DHS - APD	313,800	313,800	Fund
23	SB 1542 - Expand Home Care Registry to Private Payers	DHS - APD	1,281,297	1,281,297	Fund
24	Medford Senior Center Nutrition Program	DAS	20,000	20,000	Fund

Total **25,355,645** **13,295,373**

SPA Amount	26,000,000	26,000,000
SPA Remaining	644,355	12,704,627

Items #1 and #2 were not funded by the Subcommittee, pending a report to the May meeting of the Emergency Board. The current \$3.5 million General Fund (\$7.0 million total funds) proposal places geriatric and disability mental health and addiction specialists in all 36 county mental health programs, in order to improve services for older adults with mental illness. Behavioral health services for older adults rest in systems of care that are often times disconnected. These systems include Aging and People with Disabilities long term care, home health, Medicare (including Medicare Advantage plans) and community mental health programs. The geriatric specialist would focus on the coordination of these systems within their community to meet the behavioral health needs of older adults. In its report, the Oregon Health Authority will provide a more detailed plan for both the services and training components of the proposal. The report should include how to structure the program and how to best work with Coordinated Care Organizations, in both the short and long run, considering that these staff would service Medicare clients as well as those eligible for Medicaid. The report should also address the appropriate level of staffing in different areas of the state.

Item #3 was funded, adding \$4.0 million General Fund for senior and disabled transportation budgeted in the Department of Transportation (ODOT). The program distributes funds to counties, transit districts, and tribes that provide transportation services for older adults and persons with disabilities. This infusion brings total funding for the biennium to \$11.0 million, which is about 30% of the estimated need as evaluated in a 2010 study by Portland State University.

Items #4 through #8, at a total of \$3.3 million General Fund were approved on a *one-time* basis for the Department of Human Services to fund a broad scale Caregiver Training Initiative designed to provide consistent, standardized, and evidence-based training across all segments of the long term care services and supports (LTCSS) continuum. The growing population of seniors and people with disabilities requires a well-trained workforce and the development of additional community resources for both professional and family caregivers. Curriculum, trainings, and capacity development will be targeted in the following areas:

- Geriatric medication management and competency
- Alzheimer's disease and related dementias
- Challenging behaviors in non-dementia populations
- Specialized training for the public safety workforce on Alzheimer's and related dementias
- Enhanced training and access to caregiver trainings in underserved areas, populations and settings

DHS will issue a Request for Proposal (RFP) for organizations with the demonstrated experience, competency, expertise and ability to develop, coordinate and conduct trainings, curriculums and materials to reach all the intended audiences identified. Organizations will need to demonstrate the ability to work statewide with both private and public entities in the development, coordination and successful execution of this initiative. Programming should be aligned with current state policy initiatives.

The Subcommittee directed DHS to report back to the Emergency Board in May on the status of the RFP with the goal being for trainings to commence by July 2014.

For **Item #9**, the Subcommittee approved a *one-time* allocation of \$1.0 million General Fund, which allows Quality Care Fund resources to be directed back from general program expenditures to training, technical assistance, quality improvement initiatives and licensing activities. The fund's revenue comes from long-term care facility licensing fees and civil penalties. Prior to formally allocating Quality Care Fund dollars to projects or initiatives, the Department will report to the Emergency Board on the spending plan, the process used to decide on fund allocations,

and the overall plan for managing the fund going forward. This report will be provided in May 2014 in conjunction with the training RFP report discussed above.

Funding for **Item #10**, which was approved in the amount of \$949,183 General Fund, will support a new Public Guardian and Conservator program within the office of the Long Term Care Ombudsman (LTCC). The program is created with passage of SB 1553 (2014); more information on the program is included in the LTCO narrative.

Items #11 and #12 take care of two data and information reporting gaps in the Department of Human Services. The approved initial allocation of \$200,000 General Fund (\$100,000 per project) will allow DHS to develop a work plan and more precise costing for these projects before returning to request the remaining funding. The first project will restart annual Nursing Facility and Community Based Care utilization reports, which were discontinued in 2009 due to budget reductions. The second effort is around improving availability of quality information on community based care facilities, through development of a website that will contain information on facility location, type of care, vacancies and customer satisfaction.

An allocation of \$112,000 General Fund (**Item #13**) will allow the Department of Human Services, with stakeholder participation, to conduct a **one-time** study on and make recommendations for a program designed to provide temporary cash assistance to low-income, childless adults with disabilities (at a minimum). The Department will report the study results and program recommendations to the appropriate House and Senate policy committees and the Joint Committee on Ways and Means during the 2015 Legislative Session. The report should include, but not be limited to, data on special populations, such as homeless persons, veterans, and individuals nearing or on post-prison supervision, eligibility requirements, services offered, desired outcomes, cost avoidance, potential pilot projects, and a menu of program/funding options.

Item #14, funded at \$30,000 will go to the Oregon Health Authority (Public Health) to pay for collecting specialized data on cognitive data and caregiving under the Behavioral Risk Factor Surveillance System. These data are particularly important for the Oregon Chapter of the Alzheimer's Association and its efforts to advance research, to provide and enhance care and support, and to reduce the risk of dementia through the promotion of brain health.

The Subcommittee approved **Item #15**, at \$150,000 General Fund, which supports a grant to Cash Oregon to support the one-time purchase of new laptops for the AARP Tax Aide program. This is a volunteer program that helps low-income seniors prepare tax returns.

Each Medicaid nursing facility resident has a monthly allowance to cover personal incidental needs (**Item #16**); this amount has been set at \$30 per month for the last twenty years. The Subcommittee approved \$539,728 General Fund and \$952,472 Federal Funds for DHS to increase the amount to \$60 per month, effective July 2014. Beginning with the 2015-17 biennium, the Department is directed to begin indexing personal incidental fund increases in nursing facilities to annual increase percentages published by the social security administration. (The approved recommendation was modified from the original proposal, which requested an increase to \$100 without any indexing.)

For **Item #17**, the Subcommittee retained \$3.0 million General Fund within the SPA for distribution in May 2014, after DHS and stakeholders have brought forward a pilot project plan to make Oregon Project Independence services available to people with disabilities, as envisioned by SB 870 (2005). To provide more specific direction, the Subcommittee adopted the following budget note:

Budget Note:

The Department of Human Services shall develop a pilot project to expand Oregon Project Independence services to people with disabilities effective July 1, 2014. To meet this timeline, the Department will need to make emergency rules; that rulemaking will incorporate the feedback of appropriate stakeholders and advocates. Appropriate parties include, but are not limited to, the Oregon Association of Area Agencies on Aging and the Disability Services Advisory Councils. The pilot shall cover a regionally diverse area of Oregon, including both rural and metropolitan areas. The Department shall report on the pilot project plan, which should cover structure, outreach, evaluation, and budget components, and request release of SPA funds at the May 2014 meeting of the Emergency Board.

The Department of Human Services will study and report back to the appropriate 2015 legislative committees on the potential to transition Oregon Project Independence to a statewide, age neutral program that assesses and serves seniors and persons with physical disabilities based on need. This report will include cost projections for the expansion of services, projected caseloads and demographic distribution.

Funding for *Item #18*, which was approved in the amount of \$149,365 General Fund, \$118,680 Federal Funds, and two positions (1.34 FTE) supports work under HB 4151 (2014). This bill sets consistent timelines for investigations of elder abuse cases by DHS and directs the agency to adopt policies and guidelines for the development of an electronic database of abuse reports and to standardize investigation and reporting practices. A registry of persons working or seeking to work in elder care facilities will be implemented by January 1, 2015; the registry will augment the existing criminal background check system. One of the new positions will work with the standardized practices and protocols related to the abuse reporting and investigating components of the bill. The other one will be responsible for the registry work, including coordination with reporting facilities and development of registry rules.

Discussions regarding various systems and worker registries led the Subcommittee to adopt an associated budget note:

Budget Note:

The Department of Human Services will report to the Joint Committee on Ways and Means during the 2015 Legislative Session on the “ready to work” registry and associated rules required under HB 4151 (2014). The report should also include a section on the feasibility of developing a comprehensive (diverse care settings) and multipurpose (employment, referral, certification, background check, abuse) care worker registry, including potential efficiencies, benefits, costs, and barriers. Lastly, the report will provide an update on how administrative rule changes required by HB 3168 (2013) have reduced duplicative background check counts and decreased waiting times for applicants.

The Subcommittee did not fund *Item #19*, which is a DHS request for funding to begin developing a new system to manage adult protective services activities. At a minimum, the Department plans to finalize a system business case and explore opportunities for federal funding before returning the Emergency Board to report on the project’s progress and potentially request at least an initial allocation from the Senior SPA.

Item #20 is a request for \$2.5 million in state funding to backfill anticipated federal reductions in federal Older Americans Act dollars. Several programs administered by the local Area Agencies on Aging (AAA) are potentially affected by sequestration reductions. However, federal funding award letters have not yet been received and more recent information indicates that the shortfall may be much less than expected, if not completely mitigated. Accordingly, the Subcommittee did not allocate funds, but welcomes a SPA allocation request during the interim, depending on final federal awards and demonstrated need. Not taking action on potential sequester reductions at this time is also consistent with the approach taken in other areas of the DHS budget, where sequester impacts continue to remain an unfunded risk.

The Subcommittee approved **Item #21**, which provides \$1,250,000 General Fund to support statewide AAA efforts in the areas of Evidence Based Health Promotion and Disease Prevention. These programs serve individuals with long-term services and supports needs regardless of eligibility for entitlement programs. The money will be distributed through formula, with each region putting together a plan for that will include anticipated numbers of individuals served and outcomes.

To address back taxes for certain seniors who were allowed back into the senior property tax deferral program after being disqualified in 2011, the Subcommittee added \$313,800 General Fund (**Item #22**). The plan is for these *one-time* funds to flow through DHS to one or more Area Agencies on Aging to perform eligibility and authorize payments.

Funding for **Item #23**, which was approved in the amount of \$1,281,297 General Fund and five positions (1.41 FTE) supports work under SB 1542 (2014). This bill requires the Home Care Commission (budgeted within DHS) to administer a program enabling private payers to buy home care services from the Commission's home care registry. Currently, only individuals covered by Medicaid may hire caregivers through the registry. Under the program, the Commission will be responsible for a variety of tasks, including publicizing the registry, screening workers, setting standards, providing referrals, establishing rates, and paying wages. After General Fund pays for *one-time* start-up costs, the program will be self-supporting; the bill allows the Commission to set consumer rates at levels that support recovering up to 107% of program costs.

For **Item #24**, the Subcommittee approved \$20,000 General Fund in the DAS budget as a *one-time* pass-through to the Medford Senior Center to cover emergency need in its senior nutrition program. Last fiscal year, the program provided 17,159 meals for the elderly in Jackson County.

Developmental Disabilities

The budget changes approved by the Subcommittee in House Bill 5201 for the Developmental Disabilities (DD) program reflect net increases of \$21.9 million General Fund, \$1,291 Other Funds expenditure limitation, \$41.8 million Federal Funds expenditure limitation, and a decrease of 80 positions (78.80 FTE).

Both caseloads and cost per case in DD programs are expected to be higher than the previous forecast, driving an increase of \$10.8 General Fund (\$22.0 million Federal Funds). Caseload counts are growing and clients are moving between service categories, primarily because under the K Plan services must be provided to all eligible applicants. Costs per case are also going up due to increasing client acuity. While the legislatively adopted budget attempted to build in K Plan impacts, some elements, such as significantly more children entering the DD system or side effects of brokerages being pushed to capacity, were not anticipated in the previous forecast. These and other issues will continue to be risks moving forward.

The caseload associated costs are partially offset by FMAP rate savings of \$4.9 million General Fund and participation rate adjustments resulting in savings of \$1.3 million General Fund.

Other program costs covered in the rebalance include \$1.3 million General Fund (\$2.6 million total funds) to keep funding for the Community Developmental Disability Programs (CCDP) at 94% equity; a budget estimate error resulted in the equity level being underfunded. Another budget change provides \$1.9 million General Fund (\$5.2 million total funds) to cover a 6% interim rate increase for DD employment services providers; this item was included after discussion during November 2013 Legislative Days.

To support implementation of a new program structure, Program and Design Services (PDS), \$9.9 million total funds and 67 positions (67.00 FTE) are transferred out of APD and into PDS. Technical adjustments and transfers account for a decrease of \$4.4 million total funds and 13 positions (11.80 FTE) for this program.

Another technical change in this program area is a title clarification. To better characterize program clients, DHS is now referring to this program as Intellectual and Developmental Disabilities (I/DD).

The Subcommittee added \$490,000 General Fund (\$1,136,368 total funds) to cover a gap in some CDDP budgets due funding formula changes that left 11 of the programs with budgets below 2011-13 levels. This action corrects that disparity and supports program stability while the Department and the CDDPs are transitioning to a workload, instead of caseload, model for 2015-17 budget development.

Program Design Services

The Subcommittee approved the following budget for Program Design Services (PDS): \$20,225,454 General Fund, \$11,026,715 Other Funds, \$78,907,230 Federal Funds, and 253 positions (253.00 FTE). The idea behind establishing this new structure is to capture program design services and some direct services to DHS clients and programs that span across the Department's five major program areas. The budget is created primarily through budget transfers from other programs. The agency's plan is to increase both program utility and transparency by consolidating certain services, which include the following offices: Program Integrity, Licensing and Regulatory Oversight, IT Business Supports, Business Intelligence, and Continuous Improvement.

In addition to budget transfers, also included is an additional \$38 million Federal Funds expenditure limitation to leverage and spend additional federal match received for the Modernization technology project. The project is now housed in IT Business Supports; previously it was under the Self Sufficiency program.

Initially, the resources for each office were expected to continue to be part of each relevant program budget. However, due to budget and accounting system limitations, DHS was having difficulty providing managers and office customers with meaningful, timely, and accurate budget reports. For each program area receiving services, the Department will still be able to report on the nature and cost of services provided.

Central Services

The budget adjustments included in House Bill 5201 reflect the following net changes for Central Services: an increase of \$542,649 General Fund, a decrease of \$115,287 Other Funds expenditure limitation, and an increase of \$307,909 Federal Funds expenditure limitation. Embedded in these figures is a decrease of \$276,548 total funds associated with technical adjustments and transfers.

Shared Services

The Subcommittee approved a net increase of \$8.2 million Other Funds expenditure limitation and a net decrease of 9 positions (9.24 FTE). The changes are primarily due to technical adjustments and transfers, including five positions moving from APD and OHA-AMH to Shared Services. An increase of \$1.8 million Other Funds expenditure limitation would allow the budget to support activities in DHS and OHA program affected by 2013-15 policy option packages.

An updated Package 091 Statewide Administrative Savings was approved by the Subcommittee, and includes eliminating fourteen permanent full-time positions. The revised plan also attributes \$2 million in General Fund savings to lower leases, budgeted in Statewide Assessments and Enterprise-wide Costs, instead of Personal Services in Shared Services. The eliminated positions are as follows:

- Financial Services (3 positions, 3.00 FTE) – Principal Executive Manager D, Office Specialist 1, Administrative Specialist 2
- Shared Services Administration (1 position, 1.00 FTE) – Executive Support Specialist 2
- Performance Excellence (2 positions, 2.00 FTE) – Operations & Policy Analyst 3, Operations & Policy Analyst 4
- Human Resources (2 positions, 2.00 FTE) – Principal Executive Manager D, Human Resources Assistant
- Budget/Planning/Analysis (2 positions, 2.00 FTE) – Operations & Policy Analyst 3, Fiscal Analyst 2
- Communications (1 position, 1.00 FTE) – Operations & Policy Analyst 3
- Payment Accuracy & Recovery (3 positions, 3.00 FTE) – Revenue Agent 2, Administrative Specialist 2, Human Services Specialist 4

Statewide Assessments and Enterprise-wide Costs

The budget adjustments included in House Bill 5201 reflect the following net increases for this program unit: \$11.6 million General Fund, \$29.4 million Other Funds expenditure limitation, and \$7.6 million Federal Funds expenditure limitation. Within these numbers, technical adjustments and transfers account for an increase of \$6.0 million General Fund (\$11.2 million total funds), primarily to align the assessment budget with policy package changes in program budget structures.

In addition, the approved rebalance plan includes a request for \$30 million Other Funds expenditure limitation to support accessing a line of credit. For several biennia, the agency has used a line of credit and borrowed funds from the Treasury to finance prepayments and account for a lag in receipt of certain revenues, including provider taxes. As was done for the 2011-13 biennium, the Subcommittee requests that the Department of Administrative Services (DAS) un-schedule the expenditure limitation to be accessed only as needed depending on cash flow issues. The DAS Chief Financial Office and the Legislative Fiscal Office will jointly approve any rescheduling.

An updated Package 091 Statewide Administrative Savings was approved by the Subcommittee, shifting \$2 million in General Fund savings to account for lower leases, instead of Personal Services savings. The agency identified a list of 99 leases that are set to expire over the course of the biennium and will track and document the savings expected to be achieved through improved contracting and negotiating tools. The

Department and the DAS Chief Financial Office has committed to holding budgets associated with these leases at assumed savings level for 2015-17 budget development, regardless of lease negotiation outcomes.

Long Term Care Ombudsman

The Subcommittee approved an increase of \$39,554 General Fund, which fully restores the agency's 2% supplemental ending balance holdback included in the legislatively adopted budget. The restoration will allow the agency to meet budget needs without jeopardizing implementation of Senate Bill 626 (2013), which expanded the duties of the Long Term Care Ombudsman to advocate for residents of care facilities who have mental illness or developmental disabilities.

No changes were needed to reconcile Package 091 Statewide Administrative Savings, leaving the placeholder budget category reductions intact.

To cover costs associated with Senate Bill 1553 (2104), which establishes the Public Guardian and Conservator within the office of the Long Term Care Ombudsman, the Subcommittee approved \$949,183 General Fund, 5 positions, and 2.25 FTE. This new program helps persons without relatives or friends willing or able to serve as guardians or conservators; services range from making care decisions to handling financial issues. Along with providing direct services, the program will set professional standards for and certify guardians and conservators, produce training materials, develop a volunteer program to assist the guardians and conservators, establish an eligibility process for program services, and work with local programs and organizations to provide services.

The fiscal impact includes Personal Services and related Services and Supplies for the following five positions: a Principal Exec/Manager D (Deputy Long Term Care Ombudsman), a Program Analyst 4 (Public Guardian), an Administrative Specialist 2, and two Program Analyst 2 positions (Deputy Public Guardian). Since the program starts mid-biennium, costs for 2015-17 are projected to more than double due to the additional year and anticipated growth. The budget estimate assumes a caseload of 165 clients/wards per year.

JUDICIAL BRANCH

Commission on Judicial Fitness and Disability

The Subcommittee increased General Fund appropriations by \$2,028 to restore 50% of the agency's 2% supplemental General Fund ending balance holdback.

Judicial Department

The Subcommittee increased General Fund appropriations by \$3,086,092 to restore approximately 49% of the agency's 2% supplemental General Fund ending balance holdback. The amounts of the holdback restored include a \$2 million restoration to Operations (approximately 37%). The Judicial Department's 2% ending balance holdbacks on pass-through appropriations received 25% restorations. General Fund increases to Mandated payments and to Third-party debt collection exceeded the 2% holdbacks to those programs. The Subcommittee appropriated \$762,585 General Fund to Mandated payments, to restore both the 2% supplemental General Fund ending balance holdback, and the 5% General Fund services and supplies reduction, included in the legislatively adopted budget. The Subcommittee appropriated \$250,000 General Fund to the Department, and an additional \$700,000 General Fund in a special purpose appropriation to the Emergency Board, for Third-party debt collection

costs. These costs vary with the amount of debt successfully collected. The special purpose appropriation serves as a set aside to provide additional funding if debt collection levels are high enough to make to the funds necessary. The Subcommittee also approved a \$1,300,000 General Fund special purpose appropriation to the Emergency Board for Operations support. The Department may request funds to finance one-time operations investments and service increases.

The Subcommittee reduced the General Fund appropriation for Judicial compensation by \$108,823, and the General Fund appropriation for Debt service by \$144,201. The Judicial Department carries forward any General Fund appropriations from the prior biennium that remain unspent. Carry-forwards in these two areas were larger than anticipated when the budget was approved in the 2013 session, resulting in funding levels that are higher than needed to fund program costs. The two General Fund appropriation reductions reduce support to the levels needed, and will not require any reduction in judicial compensation or debt service payments. The Subcommittee also approved a one-time \$50,000 General Fund appropriation for transfer to the Douglas County court facilities security account, to assist the county in providing needed security protection at the county courthouse. This appropriation will be phased out in the development of the Department's 2015-17 biennium current service level.

Finally, the Subcommittee approved a \$2,565,968 Other Funds expenditure limitation increase for grant-funded programs. The expenditure limitation increase will accommodate expenditure of both currently awarded grants, and of projected renewals of expiring grants at current levels, that support drug and specialty courts, pretrial release programs, and other initiatives. The grant funds are provided by the Criminal Justice Commission and non-state sources.

Public Defense Services Commission

The Subcommittee increased General Fund appropriations by \$4,868,381 to restore most of the agency's 2% supplemental General Fund ending balance holdback. The amounts of the holdback restored include a 75% restoration to the Appellate Division; 50% restoration to the Contract and Business Services Division; and a full restoration to Professional Services, the portion of the agency's General Fund that finances the Commission's purchases of trial-level public defense services provided by independent contractors and hourly-paid private sector attorneys.

The Subcommittee also increased the General Fund appropriation to the Contract and Business Services Division by \$48,631, to correct the support level for state government services charges in the agency budget. An error in the 2013-15 biennium Governor's recommended budget underfunded support for charges for payroll services.

LEGISLATIVE BRANCH

The Legislative Branch retains its General Fund reversions from the previous biennium. The legislatively adopted budget included anticipated reversions but adjustments are now needed after the actual amounts are known. The following adjustments are included in the bill:

- The Legislative Administration Committee is increased by \$251,000.
- The Legislative Assembly (Biennial Offices) is decreased by \$251,000.
- The Legislative Assembly (Members – Interim) is increased by \$275,000.
- The Legislative Assembly (Members – Session) is decreased by \$275,000.

- The Legislative Revenue Office is increased by \$13,000.
- The Legislative Fiscal Office is decreased by \$13,000.

The bill includes a restoration of 25% of the 2% supplemental ending balance holdback for all of the Legislative Branch agencies.

NATURAL RESOURCES

Department of Agriculture

The Subcommittee approved a one-time \$125,000 General Fund appropriation for use by Portland State University's Consensus Center to support a balanced task force to begin examining labeling requirements, liability, compensation, budgetary requirements and any other areas relating to genetically engineered agricultural products and recommend if new authorities or statutory changes are needed. The Subcommittee also approved a one-time \$65,000 General Fund appropriation to pay the costs necessary to establish administrative rules and put the program processes in place to be able to issue licenses and permits for industrial hemp production.

Other Funds expenditure limitation was increased by \$430,590 for the food safety program. These funds will be used to hire three new inspector positions (1.75 FTE), which will allow the Department to conduct food safety inspections of facilities on a shorter interval than is currently possible.

The Subcommittee approved the standard 25% restoration rate for the supplemental ending balance reductions, which resulted in the restoration of \$96,102 General Fund. The Subcommittee also approved an updated Package 091 Statewide Administrative Savings, which moved some of the Other Funds reductions from administrative support services to agency programs.

Columbia River Gorge Commission

The Subcommittee restored the full 2% supplemental ending balance holdback of \$17,820 General Fund for the Columbia River Gorge Commission. This action brings the Commission's 2013-15 budget back to parity with the budget adopted by the State of Washington for the agency.

Department of Energy

The Subcommittee approved an updated Package 091 Statewide Administrative Savings, eliminating a part time Office Specialist 1 position (0.63 FTE) and reducing FTE on an Accounting Technician 3 position (-0.58 FTE).

House Bill 5201 includes a net of \$276,190 in additional Other Funds expenditure limitation, to facilitate the expenditure of lottery bond proceeds totaling \$10,152,380. Ten million dollars is intended to be deposited into the Jobs and Energy and Schools Fund and granted by the Oregon Department of Energy to Clean Energy Works Oregon, which will utilize the funding to facilitate the delivery of energy efficiency projects; \$152,380 is for bond-related costs.

Department of Environmental Quality

The Subcommittee approved a \$375,000 General Fund appropriation and three limited duration positions (1.04 FTE) to conduct air toxics monitoring in the Swan Island area. The funds will be used to operate a new air toxics monitor to better understand what air toxics people are exposed to in the vicinity of Swan Island. The monitoring work will continue into the first few months of the 2015-17 biennium, with a roll-up cost of \$120,389 General Fund and three limited duration positions (0.48 FTE).

The Subcommittee approved the standard 25% restoration rate for the supplemental ending balance reductions, which resulted in the restoration of \$130,726 General Fund. The Subcommittee also approved an updated Package 091 Statewide Administrative Savings, which moved some of the reductions from Agency Management to the Air, Water, and Land Quality programs and eliminated 2 positions and 2.50 FTE in Land Quality.

Department of Fish and Wildlife

The Subcommittee approved the transfer of \$613,000 Federal Funds from the Fish Division to Capital Improvement to comply with new federal rules that require states to hold title to any land acquired using federal funds from the Sportfish Restoration Fund. The Department has traditionally used a portion of these funds to partner with the Oregon State Marine Board to improve public boating access. In the past the funds were awarded and a local government held title to any land purchased as part of these projects. The Department will now have to hold title, but local governments will continue to manage and maintain these facilities. The Subcommittee also approved the transfer of \$183,000 Other Funds from the Fish Division to Capital Improvement to replace a condemned residence at the Cedar Creek Hatchery.

The Subcommittee approved the transfer of \$1,104,325 Federal Funds and \$359,548 Other Funds from the Wildlife Division to Capital Improvement to reflect plans to use these monies for land acquisition to increase hunter access, habitat improvement, and for capital improvements to existing facilities. The Federal Funds are from the Pittman Roberts Program (PR) which distributes revenue from a federal excise tax on sporting arms and ammunition. The Other Funds are necessary to meet PR match requirements.

The Subcommittee approved the standard 25% restoration rate for the supplemental ending balance reductions, which resulted in the restoration of \$73,671 General Fund. The Subcommittee also approved an updated Package 091 Statewide Administrative Savings, which eliminated 3 positions and 3.42 FTE in the Administrative Services Division.

State Forestry Department

The Subcommittee approved a restoration of \$457,618 of the 2% supplemental ending balance holdback that was included in the agency's original legislatively adopted budget for 2013-15. That represents 50% of the initial holdback for Fire Protection and 25% of the initial holdback for Private Forests. No revisions were needed to implement Package 091 Administrative Savings, consistent with the original placeholder reduction.

The Subcommittee approved \$40 million General Fund to supplement the 2013-15 Department's Fire Protection Division appropriation. The funding covers the estimated state's share of \$75 million in net costs for the 2013 fire season. \$10 million is the deductible on the state's and landowners' insurance policy. The additional \$30 million covers costs that exceeded the state's \$10 million deductible, the landowners' \$10

million deductible, and the insurance policy \$25 million payout. The Department will reconcile the 2013 and 2014 fire seasons and report on total costs during the 2015 Legislative Session.

Department of Geology and Mineral Industries

The Subcommittee approved a restoration of \$12,880 of the 2% supplemental ending balance holdback that was included in the agency's original legislatively adopted budget for 2013-15. That represents 25% of the initial holdback.

The Subcommittee approved an updated Package 091 Administrative Savings, moving a portion, primarily in Other Funds expenditure limitation, from personal services to services and supplies.

Department of Land Conservation and Development

The Subcommittee approved a restoration of \$59,087 of the 2% supplemental ending balance holdback that was included in the agency's original legislatively adopted budget for 2013-15. That represents 25% of the initial holdback. Funds restored include \$24,653 in the grants program for grants, and \$34,434 in the operations and planning program for personal services.

The Subcommittee approved an updated Package 091 Statewide Administrative Savings, eliminating one position (0.75 FTE) and moving a portion of the reduction from personal services to services and supplies.

Land Use Board of Appeals

The Subcommittee approved a restoration of \$7,738 of the 2% supplemental ending balance holdback that was included in the agency's original legislatively adopted budget for 2013-15. That represents 25% of the initial holdback.

Department of State Lands

No revisions were needed to implement Package 091 Administrative Savings, consistent with the original placeholder reduction.

The Department is planning an agency-wide reorganization. The Subcommittee approved increasing the Department's Other Funds expenditure limitation by \$135,684. The purpose is securing professional services for business process mapping, review, and improvement recommendations, in support of the reorganization.

The South Slough National Estuarine Research Reserve has received a \$1 million grant award notice from the U.S. Fish and Wildlife Services. The grant will enable the Department to add 240 acres to Reserve property. The Subcommittee recommended increasing Federal Funds expenditure limitation by \$1 million and Other Funds expenditure limitation by \$58,700. The Other Funds provide part of the required match. The remaining match will be provided by in-kind work and contributions from supportive local entities.

State Marine Board

The Subcommittee approved an updated Package 091 Statewide Administrative Savings by taking all of the administrative savings in services and supplies. The Board did not have sufficient vacant positions to take additional cuts to personal services.

Parks and Recreation Department

The General Fund reduction taken for the 2% supplemental ending balance holdback was not restored.

No revisions were needed to implement Package 091 Administrative Savings, consistent with the original placeholder reduction.

Water Resources Department

House Bill 5201 includes a 25% restoration of the 2% supplemental ending balance holdback that was included in the agency's original legislatively adopted budget for 2013-15. The restoration will allow the Water Resources Department to fill a position in the Field Services Division that was held vacant in order to generate the required savings.

The Subcommittee approved an updated Package 091 Statewide Administrative Savings, reallocating among expenditure accounts to affect permanent administrative cost reductions. To accommodate the General Fund personal services reduction of \$58,076, a 0.50 FTE grant administration position was reduced to 0.25 FTE. Other Funds personal services reductions of \$28,742 and services and supplies reductions of \$39,053 are allocated entirely to services and supplies.

The Subcommittee included the following budget note:

Budget Note:

The Water Resources Department will dedicate up to \$2.25 million of the \$10 million net proceeds from the lottery bond sale as authorized by Senate Bill 5533 (2013) or utilize authority under Package 204 in Senate Bill 5547 (2013) for the purposes of matching federal funds for ongoing studies conducted by the United States Army Corps of Engineers to allocate stored water in the Willamette Basin Project Reservoirs and to conduct a comprehensive basin study by the United States Bureau of Reclamation in the Deschutes River Basin. Of the up to \$2.25 million, up to \$1.5 million shall be reserved for the Willamette Basin Project Reallocation and \$750,000 shall be reserved for the Deschutes Basin Comprehensive Basin Study. Any reserved funds remaining after the completion of these two studies shall be made available for other purposes of the Water Supply Development Account as authorized under Senate Bill 839 (2013).

Oregon Watershed Enhancement Board

The Subcommittee increased the Measure 76 Lottery Funds allocations from the Watershed Conservation Operating Fund to the Department of State Police by \$183,060 and the allocation to the Department of Agriculture by \$141,485 to fund state employee compensation changes. The Department of Fish and Wildlife and the Department of Environmental Quality will use existing Measure 76 fund balances to pay for state employee compensation changes and therefore did not need an increase in Lottery Funds allocation.

No revisions were needed to implement Package 091 Statewide Administrative Savings, consistent with the original placeholder reduction.

PUBLIC SAFETY

Department of Corrections

The Subcommittee restored \$26,043,835 General Fund, nearly the full 2% supplemental ending balance holdback. The funding allocation by division is unchanged from the legislatively adopted budget for 2013-15.

- \$17,849,890 in Operations and Health services
- \$4,342,090 in Community Corrections
- \$2,570,120 in Administration, general services, and human resources
- \$1,281,735 in Offender management and rehabilitation

The Capital Improvements 2% holdback was not restored.

The Subcommittee approved an updated Package 091 Statewide Administrative Savings, eliminating 2 positions and 2.00 FTE in information technology. A portion of the agency's reduction was also moved from personal services to services and supplies.

Criminal Justice Commission

The Subcommittee restored \$69,366 General Fund of the 2% supplemental ending balance holdback that was included in the agency's original legislatively adopted budget for 2013-15; this amount represents 25% of the holdback. The Commission will utilize the restored funds for Attorney General costs related to rule-making implementation for the Justice Reinvestment Grant Program established in HB 3194 (2013).

An updated Package 091 Statewide Administrative Savings was approved, that included shifting the full amount of the reduction to services and supplies. This action was taken primarily because the agency's budget is 93% special payments and contains only 9 positions.

District Attorneys and Their Deputies

The Subcommittee restored the full 2% supplemental ending balance holdback of \$209,190 General Fund for the District Attorneys. This action was taken primarily because the agency's budget is 96% personal services and without the restoration the agency would need to reduce district attorney working days.

The Subcommittee added \$240,000 General Fund to the budget of the District Attorneys to provide a one-time \$5,000 compensation increase to the salary plan for each District Attorney effective July 1, 2014. It is the intent of the Subcommittee that this appropriation be used to increase the salary of each District Attorney by the \$5,000 amount regardless of what tier each District Attorney is currently in within the compensation plan.

Department of Justice

The Subcommittee restored the full 2% supplemental ending balance holdback of \$1,212,520 General Fund for the Department of Justice. The Subcommittee, however, repurposed the restoration by restoring the \$1.2 million in the following amounts for the following purposes:

- \$6,000 to the Office of the Attorney General and administration for Project Clean Slate

- \$87,865 to the Crime Victims' Services Division for Oregon Domestic and Sexual Violence Services
- \$25,043 to the Crime Victims' Services Division for Multidisciplinary Teams and Child Abuse Intervention
- \$1,992 to the Crime Victims' Services Division for the Address Confidentiality Program
- \$1,091,620 to the Criminal Justice Division for support of the Internet Crimes Against Children program, the Fusion Center, and district attorneys and law enforcement partners.

The addition of the General Fund to the Criminal Justice Division (\$793,340 personal services and \$298,271 services and supplies) will allow the Department to retain an existing forensic investigator position assigned to the Internet Crimes Against Children program, establish four limited duration positions (3.46 FTE; one PEM D and three Research Analysts) in support of Fusion Center operations once grant funding ends this biennium, and reestablish two permanent senior assistant attorney general positions (1.16 FTE) and establish one permanent criminal investigator position (0.50 FTE) to provide support to district attorneys and law enforcement partners.

In addition, the Subcommittee approved an increase of \$586,354 Other Funds (\$485,702 personal services and \$100,652 services and supplies) in the Criminal Justice Division for support of the Fusion Center. When the 2013-15 legislatively adopted budget was developed, the Department anticipated receiving grant funding through the Oregon Military Department, Office of Emergency Management, to partially support the Fusion Center. However, the grant award had not been made and the corresponding Other Funds expenditure limitation and position authority were not included in the budget. The Fusion Center continued to maintain operations and the agency now has received the first year grant award and is anticipating a second year award.

The Subcommittee approved an updated Package 091 Statewide Administrative Savings, eliminating a total of four positions and 3.54 FTE and making shifts between personal services and services and supplies. To better align the permanent administrative savings reductions, the Subcommittee made the following adjustments to the original placeholder reduction:

- Office of the Attorney General and administration – added a net \$87,993 Other Funds expenditure limitation increase (increased personal services by \$314,581 and decreased services and supplies by \$226,588) and eliminated 2 positions (2.00 FTE)
- General Counsel Division – reduced the Other Funds expenditure limitation by \$87,993 (personal services) and eliminated 1 position (0.54 FTE)
- Crime Victims' Services Division – no net dollar change, but increased personal services by \$3,400 Other Funds and decreased services and supplies by \$3,400 Other Funds, plus eliminated 1 position (1.00 FTE)

The Subcommittee also authorized \$135,000 General Fund to support the Oregon Crime Victims Law Center.

In addition, to gain a better understanding of work currently underway to identify and evaluate alternative funding models for the agency's programs providing legal support to state agencies, the Subcommittee approved the following budget note:

Budget Note:

Costs of legal representation in an increasingly complex modern legal system continue to drive agency budget and policy decisions. The Department of Justice has begun working with the Department of Administrative Services and agencies to

identify and evaluate alternative funding models to improve the stability, affordability, and effectiveness of legal costs for agencies and to encourage pro-active consultation with the Department by agencies.

As the Department of Justice continues with this effort, it shall prioritize developing options for legal services for the Child Welfare program and report on these efforts to the Joint Committee on Ways and Means during the 2015 legislative session. In addition, no later than September 1, 2014, the Department of Justice and the Department of Human Services will also provide a joint written status report to the Legislative Fiscal Office on the specific options under consideration and progress being made on the development of those options.

Oregon Military Department

The agency received a partial restoration of its 2% ending balance holdback that totaled \$151,000 General Fund. The funds are appropriated to the Operations program to support operations and maintenance costs at the Portland and Kingsley Field airbases. The restoration represents 59% of the initial holdback.

The Subcommittee approved an updated Package 091 Statewide Administrative Savings. The agency was able to reduce its personal services by \$259,280 by eliminating one vacant permanent part-time Fiscal Analyst 3 position in the Administration program (0.50 FTE) and reducing overtime and temporaries. The remaining personal services reduction of \$164,517 was moved to services and supplies and capital outlay. The agency has a plan to find efficiencies in various services and supplies line-items, including in-state travel, office expense, employee training, publications, facilities maintenance, expendable property, as well as other line-items. The capital outlay reduction will be to the automotive and aircraft line-item where the agency has identified savings.

The Subcommittee established a \$385,000 Other Funds Capital Improvement expenditure limitation for the purchase of 1.46 acres of commercial property contiguous to the Department's Forest Grove Readiness Center compound. The property and building will be used as a field maintenance shop for Washington County's National Guard contingent. The source of the Other Funds is the agency's Capital Construction Account. This is a one-time expenditure limitation increase and will not continue into future biennia.

The Other Funds expenditure limitation for the Community Support program was increased by \$1,404,971 for the reimbursement of firefighting expenditures related to the 2013 fire season. This is a one-time expenditure limitation that is not to continue into future biennia.

As part of the agency's compensation plan funding, the Subcommittee approved \$734,800 in General Fund for the Operations program. This adjustment is to partially fund the difference between what the federal government will reimburse the state and recently concluded contract negotiations with the Portland and Kingsley Field airbase firefighter unions. This is a one-time appropriation and will not continue into future biennia.

Board of Parole and Post-Prison Supervision

The Subcommittee approved a restoration of \$19,825 of the 2% supplemental ending balance holdback that was included in the agency's original legislatively adopted budget for 2013-15. That represents 25% of the initial holdback.

The Subcommittee established a reservation within the general purpose Emergency Fund of \$350,000 for the Board of Parole and Post-Prison Supervision (BPPPS) for replacement of the Parole Board Management Information System (PBMIS). Allocation of the reservation is contingent upon the Board providing a project budget, project plan, and periodic status reports. BPPPS may request allocation of the reservation from the Emergency Board after the Legislative Fiscal Office approves the project budget and project plan.

Department of State Police

The Subcommittee restored \$2,351,854 General Fund of the 2% supplemental ending balance holdback for the Department of State Police. This represents 50% of the total 2% holdback. The agency will use the restored amount to fund the hire of 20 troopers and the purchase of 18 vehicles and associated equipment in September 2014.

The Subcommittee approved an updated Package 091 Statewide Administrative Savings, eliminating a total of one position and 1.50 FTE, permanently shifting funding for three administrative positions from General Fund to Other Funds, and reducing capital outlay for the Dispatch Centers and Information Technology Services.

Department of Public Safety Standards and Training

The Subcommittee approved an updated Package 091 Statewide Administrative Savings by taking all of the administrative savings in services and supplies.

Oregon Youth Authority

The Subcommittee approved a restoration of \$1,367,729 of the 2% supplemental ending balance holdback that was included in the agency's original legislatively adopted budget for 2013-15. That represents 25% of the initial holdback.

The Subcommittee approved an updated Package 091 Statewide Administrative Savings, eliminating 5 positions and 2.79 FTE; these are administrative support type positions. A very small portion of the agency's reduction was also moved from personal services to services and supplies.

TRANSPORTATION

Department of Aviation

The Subcommittee approved an updated Package 091 Statewide Administrative Savings, moving a small amount from personal services to services and supplies.

Department of Transportation

The General Fund reduction taken for the 2% supplemental ending balance holdback was not restored. The Subcommittee approved an updated Package 091 Statewide Administrative Savings. A portion of the agency's reduction was moved from personal services to services and supplies.

The Seniors special purpose appropriation, described on page 47, provides \$4 million General Fund to the Department for additional Elderly and Disabled Transit support.

BUDGET NARRATIVE

Legislative Counsel Committee

Agency Summary

The Legislative Counsel Committee was established as a joint committee of the Legislative Assembly in 1953. The committee serves as the governing body of the Office of the Legislative Counsel and establishes policies and provides legislative oversight of the office. The committee selects its full-time executive officer, the Legislative Counsel, who serves as principal legal counsel to the Legislative Assembly. The Legislative Counsel employs other attorneys and publications and administrative staff to carry out the mission of the office.

There are three principal programs -- a General Program, an ORS Publications Program and a Legislative Publications Program:

The General Program consists of drafting measures and amendments for legislators, legislative committees and state agencies, conducting research and writing opinions for legislators and legislative committees, providing general counsel services and informal legal advice, and reviewing administrative rules. Legal services are also provided to the Oregon Law Commission.

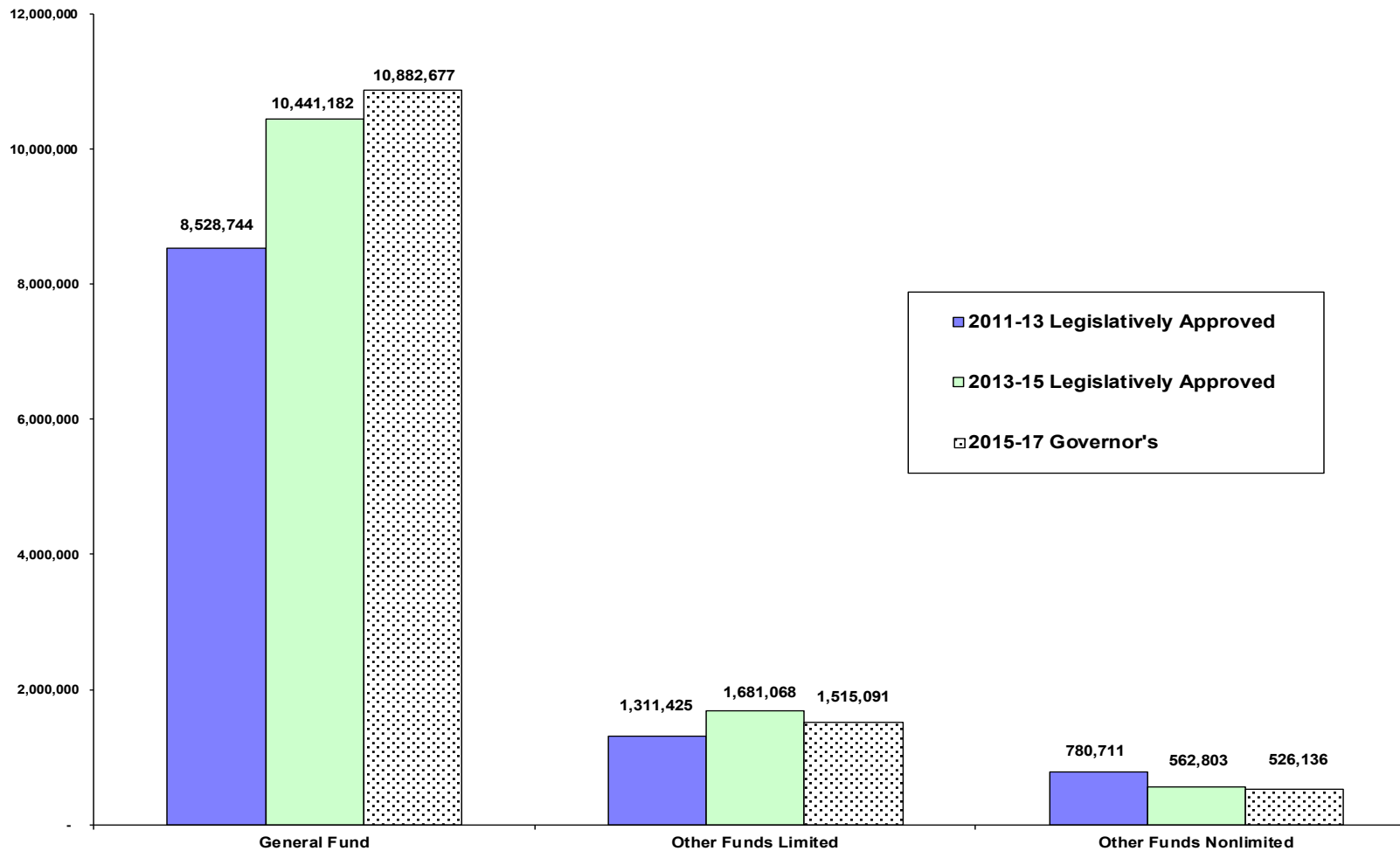
The ORS Publications Program covers the editing, preparing, printing, selling and distributing of the Oregon Revised Statutes, including Annotations and Index; Criminal Code of Oregon; Family Laws of Oregon; Landlord and Tenant Laws of Oregon; and Labor, Employment and Workers' Compensation Laws of Oregon. All proceeds from sales of ORS materials are deposited in the ORS Revolving Account and continuously appropriated for publication and distribution. (ORS 171.275-171.325)

The Legislative Publications Program covers the publication and distribution of the hardbound and constitutionally mandated Oregon Laws (ORS 171.236-171.270), which serves as the permanent official record of the legislative enactments.

BUDGET NARRATIVE

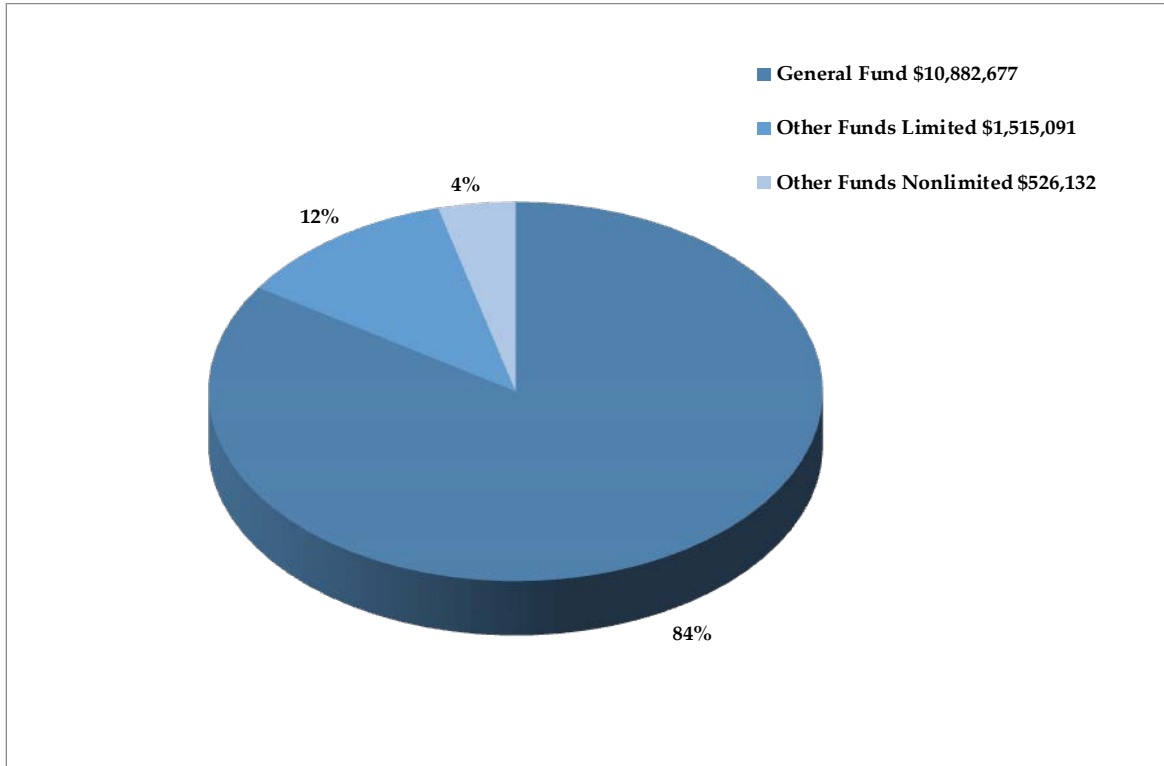
Budget Summary Graphics

Comparison of prior legislative budgets with the 2015-17 Governor's Budget:



BUDGET NARRATIVE

2015-17 Governor's Budget allocated by fund type:



Mission Statement & Statutory Authority

Overseen by the Legislative Counsel Committee, the Office of the Legislative Counsel provides legal and publication services to the Legislative Assembly and its members and other agencies of state government. The office drafts measures and amendments for legislators, legislative committees and state agencies; provides legal advice to legislators and legislative committees; reviews state agency rules for legal sufficiency; prepares indexes and tables for legislative publications; edits, publishes, sells and distributes the Oregon Revised Statutes, the official bound session laws and other print and electronic publications. Statutory authority for the Legislative Counsel Committee is found in ORS chapter 173.

BUDGET NARRATIVE

For over 60 years, the Office of the Legislative Counsel remains committed to providing the highest quality legal services to the Legislative Assembly and upholding the traditions of bringing all Oregonians reliable, timely and affordable updates to the state's official statutes.

2015-17 Short-Term Plan

To continue to provide the highest quality legal and publication services to the Legislative Assembly.

Factors that aid and hinder achievement of those desired results:

Ongoing

- The budget is primarily driven by personal services costs. In the 2015-17 the Governor's Budget for the general program, personal services costs constitute 89% of general funds needed to continue all current levels of activity. As employees continue to develop skills and remain qualified for annual salary increases, the costs to maintain services increase. Additionally, as health care costs and PERS system costs increase, the budget is driven upward.
- Demand for increased knowledge, skills and availability of staff to respond to increasingly complex requests. Should the demand for LC staff services continue to grow, additional staff resources will be necessary, putting upward pressure on budget needs.
- Demand on office services has increased due to a variety of circumstances, including but not limited to:
 - complexity of drafting requests;
 - frequency and complexity of opinions and legal advice the office provides;
 - compressed, deadline-driven schedule of legislative sessions;
 - work order turnaround and printing deadlines;
 - pressure to keep the cost of LC publications down while maintaining high quality;
 - increased demands from requesters (members, legislative committees, state agencies and other legislative service agencies);
 - legislative member and member support staff turnover; and
 - increased demand to develop and provide training and information to members, agencies and various interest groups.

BUDGET NARRATIVE

During Session

- Hours Worked – The number of hours worked per week for staff increase significantly. While none of the legal or publication services continuing staff are overtime eligible, and this does not directly translate into higher personnel expenses, it is critical that employee compensation levels remain very competitive or LC’s ability to retain highly qualified, experienced, and skilled professionals will be compromised. The skills necessary to perform consistently at a very high level, under considerable time pressure and with little supervision are hard to find and take years to develop. A key to continued LC success in carrying out its mission is the ability to maintain skilled and experienced professionals.

Criteria for 2015-17 Budget Development

The Governor’s Budget request for 2015-17 continues funding current operations at the current service level. Essential packages were used to make adjustments to the base budget. Detail regarding the essential packages is included in the program narratives.

Issues pertinent to 2015-17 budget development include:

Maintaining Experienced Staff

A major change relates to the loss of experience and expertise of legal staff. The office strives to hire lawyers with significant legal work experience. In our view, however, it takes an additional six years of work at LC before an attorney masters the specialty of legislative lawyering. During this 2015 legislative session, four staff attorneys in our office have no prior legislative session experience.

Professionalizing Staff

To meet increased workload, the office has replaced attorney session positions with continuing positions. These positions are filled with lawyers capable of handling substantially more sophisticated tasks. The decision to replace session staff with a smaller continuing staff is also being carried out in the Publication Services division, but is not yet complete. Publication specialists and editors on the continuing staff increase productivity because their work does not need to be reviewed and they perform tasks more efficiently. A long-term goal of the office is to continue to replace the remaining session positions with continuing positions.

BUDGET NARRATIVE

Technology

The office is deeply invested in and heavily reliant on information technology to perform its duties in an accurate, timely and efficient manner. Much of the information technology used by the office is highly customized and automated. The office has a continuing need to upgrade and improve the technology it uses, while effectively leveraging the automation and customization it already uses to at least maintain existing functionalities and efficiencies in an evolving technology environment.

Workload Complexity

Bill drafts and amendments have grown more complex in recent years. The biggest reason for the increased complexity is because of the growing practice of attorneys, interest groups and others attempting to draft mock statutory language and having that comprise all of the materials submitted to Legislative Counsel. While counterintuitive, it takes far longer to prepare a legally adequate bill draft when the request is based on mock statutory language, then when the request is based on an ordinary language explanation of the problem and the desired solution. In addition, existing laws inevitably become more complicated as exceptions and qualifications are added. In addition, Oregon's statutes and federal law continue to become more intertwined. A solid knowledge of Oregon law is only a starting point. Attorneys in the office need to know federal laws and regulations affecting their subject matter areas, and are frequently called upon to address the impact of those laws and regulations on Oregon law. The increasing complexity of the workload also affects the office's editors, who need to understand the substance of the drafts to do their work. Finally, attorneys in the office spend an increasing amount of time researching legal issues and providing legal advice or opinions in response to requests from members and legislative staff.

Actions to Contain Costs and Improve Program Delivery

- Created a secure electronic delivery system to deliver LC work product to legislators and legislative committees electronically.
- Revamped E-store to improve citizen ability to easily purchase LC publications online.
- Produced and marketed specialty publications targeted to specific interest groups (workers' compensation, landlord and tenant rights, employment law and family law).
- Streamlined process for turning a draft into an introduced measure.
- Developed and streamlined computer processes used to generate legislative publications.
- Developed a peer review process to improve quality of LC drafts.
- Developed an A & R/Conflicts computer program to enable the LC conflicts team to process conflicts checks for committees faster.
- Reorganized legal staff to provide more timely and comprehensive legal services to legislature and members.

BUDGET NARRATIVE

- Provided for a secure remote connection to the office computer systems to allow attorneys to telecommute during evenings and weekends.
- Streamlined order processing and accounting procedures while maintaining high integrity of internal fiscal controls.
- Revamped employee performance evaluation process.

Major Budgetary Issues

- Assisting the Legislative Assembly in dealing with complex legal issues and managing the corresponding workload increases.
- Giving requestors (members, legislative committees, state agencies and other legislative service agencies) high quality legal services.
- Providing the citizens of Oregon timely, accurate and economical legislative publications, including online publications.
- Addressing the loss of print publication sales as consumers of legal research services shift from print resources to online resources.
- Improving capacity to provide high quality and timely bill drafts, amendments and other legal work under a new legislative schedule that includes annual sessions and that is more compressed and deadline driven than in past biennia.
- Providing excellent client service to the Legislative Assembly and the Oregon Law Commission.
- Retaining staff.
- Establishing an evolutionary path for information technology employed by the office to ensure the technology remains supportable and maximizes office capabilities and efficiencies.

BUDGET NARRATIVE

Performance Measures

Agency Management Report KPMs for Reporting Year 2014

Agency: **LEGISLATIVE COUNSEL**

	Green = Target to -5%	Yellow = Target -6% to -15%	Red = Target > -15%	Pending	Exception Can not calculate status (zero entered for either Actual or Target)
Summary Stats:	100.00%	0.00%	0.00%	0.00%	0.00%

Detailed Report:

KPMs	Actual	Target	Status	Most Recent Year	Management Comments
1 – CUSTOMER SERVICE – The percentage of customers rating their satisfaction with the agency’s customer service as “good” or “excellent”: timeliness, accuracy, helpfulness, expertise, overall quality of services.	94%	88%	Green	2014	LC’s goal is to provide premium legal and publication services to the Legislative Assembly. In 2014, a customer satisfaction survey was conducted in July 2014 to rate the overall service of this agency. The survey was sent to Legislators and legislative staff. There were 33 respondents to the survey. The percentage of respondents who rated customer service as “good” or “excellent” for Timeliness – 91%; Accuracy – 88%; Helpfulness – 91%; Expertise – 97%; Overall Quality of Services Provided by LC –97%. All respondents agreed that the overall quality of services provided by Legislative Counsel is “Getting Better” or “Staying the Same”.
2 – NONPARTISANSHIP – Percent of customers rating their satisfaction with agency’s ability to provide services on a fair, objective and nonpartisan basis as “good” or “excellent”.	97%	90%	Green	2014	The customer satisfaction survey showed 66% of customers rated their satisfaction with the agency’s ability to provide services in a fair, objective and nonpartisan basis as “excellent”.
3 – CONFIDENTIALITY – Percent of customers rating their satisfaction with the agency’s ability to provide confidential services as “good” or “excellent”.	97%	100%	Green	2014	LC’s goal is to cultivate strong working relationships with our customers to ensure that all requests for legal services are handled in a confidential manner.
4 – QUALITY OF LEGISLATIVE PUBLICATIONS – Percent of customers rating their satisfaction with the agency’s publications as “good” or “excellent”.	90%	100%	Green	2014	LC strives to provide accurate information in a timely manner. This means producing Oregon Laws, Oregon Revised Statutes and other legislative publications in a timely, accurate and economical manner.

BUDGET NARRATIVE

Major Information Technology Projects/Initiatives \$1,000,000+

Not applicable to agency.

Summary of 2015-17 Biennium Budget

**Legislative Counsel Committee
Legislative Counsel Committee
2015-17 Biennium**

**Governor's Budget
Cross Reference Number: 14200-000-00-00-00000**

<i>Description</i>	<i>Positions</i>	<i>Full-Time Equivalent (FTE)</i>	<i>ALL FUNDS</i>	<i>General Fund</i>	<i>Lottery Funds</i>	<i>Other Funds</i>	<i>Federal Funds</i>	<i>Nonlimited Other Funds</i>	<i>Nonlimited Federal Funds</i>
2013-15 Leg Adopted Budget	55	45.60	12,005,774	9,784,658	-	1,658,313	-	562,803	-
2013-15 Emergency Boards	-	-	679,279	656,524	-	22,755	-	-	-
2013-15 Leg Approved Budget	55	45.60	12,685,053	10,441,182	-	1,681,068	-	562,803	-
2015-17 Base Budget Adjustments									
Net Cost of Position Actions									
Administrative Biennialized E-Board, Phase-Out	-	-	124,152	107,665	-	16,487	-	-	-
Estimated Cost of Merit Increase			272,587	251,817	-	20,770	-	-	-
Base Debt Service Adjustment			-	-	-	-	-	-	-
Base Nonlimited Adjustment			(37,006)	-	-	-	-	(37,006)	-
Capital Construction			-	-	-	-	-	-	-
Subtotal 2015-17 Base Budget	55	45.60	13,044,786	10,800,664	-	1,718,325	-	525,797	-
Essential Packages									
010 - Non-PICS Pers Svc/Vacancy Factor									
Vacancy Factor (Increase)/Decrease	-	-	(210,829)	-	-	(210,829)	-	-	-
Non-PICS Personal Service Increase/(Decrease)	-	-	37,043	29,146	-	7,558	-	339	-
Subtotal	-	-	(173,786)	29,146	-	(203,271)	-	339	-
020 - Phase In / Out Pgm & One-time Cost									
021 - Phase-in	-	-	-	-	-	-	-	-	-
022 - Phase-out Pgm & One-time Costs	-	-	-	-	-	-	-	-	-
Subtotal	-	-	-	-	-	-	-	-	-
030 - Inflation & Price List Adjustments									
Cost of Goods & Services Increase/(Decrease)	-	-	31,964	31,927	-	37	-	-	-
State Gov't & Services Charges Increase/(Decrease)			20,940	20,940	-	-	-	-	-

Summary of 2015-17 Biennium Budget

Legislative Counsel Committee
 Legislative Counsel Committee
 2015-17 Biennium

Governor's Budget
 Cross Reference Number: 14200-000-00-00-00000

<i>Description</i>	<i>Positions</i>	<i>Full-Time Equivalent (FTE)</i>	<i>ALL FUNDS</i>	<i>General Fund</i>	<i>Lottery Funds</i>	<i>Other Funds</i>	<i>Federal Funds</i>	<i>Nonlimited Other Funds</i>	<i>Nonlimited Federal Funds</i>
Subtotal	-	-	52,904	52,867	-	37	-	-	-
040 - Mandated Caseload									
040 - Mandated Caseload	-	-	-	-	-	-	-	-	-
050 - Fundshifts and Revenue Reductions									
050 - Fundshifts	-	-	-	-	-	-	-	-	-
060 - Technical Adjustments									
060 - Technical Adjustments	-	-	-	-	-	-	-	-	-
Subtotal: 2015-17 Current Service Level	55	45.60	12,923,904	10,882,677	-	1,515,091	-	526,136	-

Summary of 2015-17 Biennium Budget

**Legislative Counsel Committee
Legislative Counsel Committee
2015-17 Biennium**

**Governor's Budget
Cross Reference Number: 14200-000-00-00-00000**

<i>Description</i>	<i>Positions</i>	<i>Full-Time Equivalent (FTE)</i>	<i>ALL FUNDS</i>	<i>General Fund</i>	<i>Lottery Funds</i>	<i>Other Funds</i>	<i>Federal Funds</i>	<i>Nonlimited Other Funds</i>	<i>Nonlimited Federal Funds</i>
Subtotal: 2015-17 Current Service Level	55	45.60	12,923,904	10,882,677	-	1,515,091	-	526,136	-
070 - Revenue Reductions/Shortfall									
070 - Revenue Shortfalls	-	-	-	-	-	-	-	-	-
Modified 2015-17 Current Service Level	55	45.60	12,923,904	10,882,677	-	1,515,091	-	526,136	-
080 - E-Boards									
080 - May 2014 E-Board	-	-	-	-	-	-	-	-	-
081 - September 2014 E-Board	-	-	-	-	-	-	-	-	-
Subtotal Emergency Board Packages	-	-	-	-	-	-	-	-	-
Policy Packages									
090 - Analyst Adjustments	-	-	-	-	-	-	-	-	-
100 - General Program Updates	-	-	-	-	-	-	-	-	-
101 - Legislative Bill Drafting System	-	-	-	-	-	-	-	-	-
Subtotal Policy Packages	-	-	-	-	-	-	-	-	-
Total 2015-17 Governor's Budget	55	45.60	12,923,904	10,882,677	-	1,515,091	-	526,136	-
Percentage Change From 2013-15 Leg Approved Budget	-	-	1.88%	4.23%	-	-9.87%	-	-6.52%	-
Percentage Change From 2015-17 Current Service Level	-	-	-	-	-	-	-	-	-

Summary of 2015-17 Biennium Budget

**Legislative Counsel Committee
General Program
2015-17 Biennium**

**Governor's Budget
Cross Reference Number: 14200-001-00-00-00000**

<i>Description</i>	<i>Positions</i>	<i>Full-Time Equivalent (FTE)</i>	<i>ALL FUNDS</i>	<i>General Fund</i>	<i>Lottery Funds</i>	<i>Other Funds</i>	<i>Federal Funds</i>	<i>Nonlimited Other Funds</i>	<i>Nonlimited Federal Funds</i>
2013-15 Leg Adopted Budget	43	40.52	10,517,264	9,784,658	-	732,606	-	-	-
2013-15 Emergency Boards	-	-	679,279	656,524	-	22,755	-	-	-
2013-15 Leg Approved Budget	43	40.52	11,196,543	10,441,182	-	755,361	-	-	-
2015-17 Base Budget Adjustments									
Net Cost of Position Actions									
Administrative Biennialized E-Board, Phase-Out	-	-	98,273	107,665	-	(9,392)	-	-	-
Estimated Cost of Merit Increase			272,587	251,817	-	20,770	-	-	-
Base Debt Service Adjustment			-	-	-	-	-	-	-
Base Nonlimited Adjustment			-	-	-	-	-	-	-
Capital Construction			-	-	-	-	-	-	-
Subtotal 2015-17 Base Budget	43	40.52	11,567,403	10,800,664	-	766,739	-	-	-
Essential Packages									
010 - Non-PICS Pers Svc/Vacancy Factor									
Non-PICS Personal Service Increase/(Decrease)	-	-	34,979	29,146	-	5,833	-	-	-
Subtotal	-	-	34,979	29,146	-	5,833	-	-	-
020 - Phase In / Out Pgm & One-time Cost									
021 - Phase-in	-	-	-	-	-	-	-	-	-
022 - Phase-out Pgm & One-time Costs	-	-	-	-	-	-	-	-	-
Subtotal	-	-	-	-	-	-	-	-	-
030 - Inflation & Price List Adjustments									
Cost of Goods & Services Increase/(Decrease)	-	-	31,964	31,927	-	37	-	-	-
State Gov't & Services Charges Increase/(Decrease)			20,940	20,940	-	-	-	-	-
Subtotal	-	-	52,904	52,867	-	37	-	-	-

Summary of 2015-17 Biennium Budget

**Legislative Counsel Committee
General Program
2015-17 Biennium**

**Governor's Budget
Cross Reference Number: 14200-001-00-00-00000**

<i>Description</i>	<i>Positions</i>	<i>Full-Time Equivalent (FTE)</i>	<i>ALL FUNDS</i>	<i>General Fund</i>	<i>Lottery Funds</i>	<i>Other Funds</i>	<i>Federal Funds</i>	<i>Nonlimited Other Funds</i>	<i>Nonlimited Federal Funds</i>
040 - Mandated Caseload									
040 - Mandated Caseload	-	-	-	-	-	-	-	-	-
050 - Fundshifts and Revenue Reductions									
050 - Fundshifts	-	-	-	-	-	-	-	-	-
060 - Technical Adjustments									
060 - Technical Adjustments	-	-	-	-	-	-	-	-	-
Subtotal: 2015-17 Current Service Level	43	40.52	11,655,286	10,882,677	-	772,609	-	-	-

Summary of 2015-17 Biennium Budget

**Legislative Counsel Committee
General Program
2015-17 Biennium**

**Governor's Budget
Cross Reference Number: 14200-001-00-00-00000**

<i>Description</i>	<i>Positions</i>	<i>Full-Time Equivalent (FTE)</i>	<i>ALL FUNDS</i>	<i>General Fund</i>	<i>Lottery Funds</i>	<i>Other Funds</i>	<i>Federal Funds</i>	<i>Nonlimited Other Funds</i>	<i>Nonlimited Federal Funds</i>
Subtotal: 2015-17 Current Service Level	43	40.52	11,655,286	10,882,677	-	772,609	-	-	-
070 - Revenue Reductions/Shortfall									
070 - Revenue Shortfalls	-	-	-	-	-	-	-	-	-
Modified 2015-17 Current Service Level	43	40.52	11,655,286	10,882,677	-	772,609	-	-	-
080 - E-Boards									
080 - May 2014 E-Board	-	-	-	-	-	-	-	-	-
081 - September 2014 E-Board	-	-	-	-	-	-	-	-	-
Subtotal Emergency Board Packages	-	-	-	-	-	-	-	-	-
Policy Packages									
090 - Analyst Adjustments	-	-	-	-	-	-	-	-	-
100 - General Program Updates	-	-	-	-	-	-	-	-	-
101 - Legislative Bill Drafting System	-	-	-	-	-	-	-	-	-
Subtotal Policy Packages	-	-	-	-	-	-	-	-	-
Total 2015-17 Governor's Budget	43	40.52	11,655,286	10,882,677	-	772,609	-	-	-
Percentage Change From 2013-15 Leg Approved Budget	-	-	4.10%	4.23%	-	2.28%	-	-	-
Percentage Change From 2015-17 Current Service Level	-	-	-	-	-	-	-	-	-

Summary of 2015-17 Biennium Budget

**Legislative Counsel Committee
ORS Publications
2015-17 Biennium**

**Governor's Budget
Cross Reference Number: 14200-002-00-00-00000**

<i>Description</i>	<i>Positions</i>	<i>Full-Time Equivalent (FTE)</i>	<i>ALL FUNDS</i>	<i>General Fund</i>	<i>Lottery Funds</i>	<i>Other Funds</i>	<i>Federal Funds</i>	<i>Nonlimited Other Funds</i>	<i>Nonlimited Federal Funds</i>
2013-15 Leg Adopted Budget	12	5.08	1,402,371	-	-	925,707	-	476,664	-
2013-15 Emergency Boards	-	-	-	-	-	-	-	-	-
2013-15 Leg Approved Budget	12	5.08	1,402,371	-	-	925,707	-	476,664	-
2015-17 Base Budget Adjustments									
Net Cost of Position Actions									
Administrative Biennialized E-Board, Phase-Out	-	-	25,879	-	-	25,879	-	-	-
Estimated Cost of Merit Increase			-	-	-	-	-	-	-
Base Debt Service Adjustment			-	-	-	-	-	-	-
Base Nonlimited Adjustment			5,829	-	-	-	-	5,829	-
Capital Construction			-	-	-	-	-	-	-
Subtotal 2015-17 Base Budget	12	5.08	1,434,079	-	-	951,586	-	482,493	-
Essential Packages									
010 - Non-PICS Pers Svc/Vacancy Factor									
Vacancy Factor (Increase)/Decrease	-	-	(210,829)	-	-	(210,829)	-	-	-
Non-PICS Personal Service Increase/(Decrease)	-	-	2,064	-	-	1,725	-	339	-
Subtotal	-	-	(208,765)	-	-	(209,104)	-	339	-
020 - Phase In / Out Pgm & One-time Cost									
021 - Phase-in	-	-	-	-	-	-	-	-	-
022 - Phase-out Pgm & One-time Costs	-	-	-	-	-	-	-	-	-
Subtotal	-	-	-	-	-	-	-	-	-
040 - Mandated Caseload									
040 - Mandated Caseload	-	-	-	-	-	-	-	-	-
050 - Fundshifts and Revenue Reductions									

Summary of 2015-17 Biennium Budget

**Legislative Counsel Committee
ORS Publications
2015-17 Biennium**

**Governor's Budget
Cross Reference Number: 14200-002-00-00-00000**

<i>Description</i>	<i>Positions</i>	<i>Full-Time Equivalent (FTE)</i>	<i>ALL FUNDS</i>	<i>General Fund</i>	<i>Lottery Funds</i>	<i>Other Funds</i>	<i>Federal Funds</i>	<i>Nonlimited Other Funds</i>	<i>Nonlimited Federal Funds</i>
050 - Fundshifts	-	-	-	-	-	-	-	-	-
060 - Technical Adjustments									
060 - Technical Adjustments	-	-	-	-	-	-	-	-	-
Subtotal: 2015-17 Current Service Level	12	5.08	1,225,314	-	-	742,482	-	482,832	-

Summary of 2015-17 Biennium Budget

**Legislative Counsel Committee
ORS Publications
2015-17 Biennium**

**Governor's Budget
Cross Reference Number: 14200-002-00-00-00000**

<i>Description</i>	<i>Positions</i>	<i>Full-Time Equivalent (FTE)</i>	<i>ALL FUNDS</i>	<i>General Fund</i>	<i>Lottery Funds</i>	<i>Other Funds</i>	<i>Federal Funds</i>	<i>Nonlimited Other Funds</i>	<i>Nonlimited Federal Funds</i>
Subtotal: 2015-17 Current Service Level	12	5.08	1,225,314	-	-	742,482	-	482,832	-
070 - Revenue Reductions/Shortfall									
070 - Revenue Shortfalls	-	-	-	-	-	-	-	-	-
Modified 2015-17 Current Service Level	12	5.08	1,225,314	-	-	742,482	-	482,832	-
080 - E-Boards									
080 - May 2014 E-Board	-	-	-	-	-	-	-	-	-
081 - September 2014 E-Board	-	-	-	-	-	-	-	-	-
Subtotal Emergency Board Packages	-	-	-	-	-	-	-	-	-
Policy Packages									
090 - Analyst Adjustments	-	-	-	-	-	-	-	-	-
100 - General Program Updates	-	-	-	-	-	-	-	-	-
101 - Legislative Bill Drafting System	-	-	-	-	-	-	-	-	-
Subtotal Policy Packages	-	-	-	-	-	-	-	-	-
Total 2015-17 Governor's Budget	12	5.08	1,225,314	-	-	742,482	-	482,832	-
Percentage Change From 2013-15 Leg Approved Budget	-	-	-12.63%	-	-	-19.79%	-	1.29%	-
Percentage Change From 2015-17 Current Service Level	-	-	-	-	-	-	-	-	-

Summary of 2015-17 Biennium Budget

**Legislative Counsel Committee
Legislative Publications
2015-17 Biennium**

**Governor's Budget
Cross Reference Number: 14200-004-00-00-00000**

<i>Description</i>	<i>Positions</i>	<i>Full-Time Equivalent (FTE)</i>	<i>ALL FUNDS</i>	<i>General Fund</i>	<i>Lottery Funds</i>	<i>Other Funds</i>	<i>Federal Funds</i>	<i>Nonlimited Other Funds</i>	<i>Nonlimited Federal Funds</i>
2013-15 Leg Adopted Budget	-	-	86,139	-	-	-	-	86,139	-
2013-15 Emergency Boards	-	-	-	-	-	-	-	-	-
2013-15 Leg Approved Budget	-	-	86,139	-	-	-	-	86,139	-
2015-17 Base Budget Adjustments									
Net Cost of Position Actions									
Administrative Biennialized E-Board, Phase-Out	-	-	-	-	-	-	-	-	-
Estimated Cost of Merit Increase	-	-	-	-	-	-	-	-	-
Base Debt Service Adjustment	-	-	-	-	-	-	-	-	-
Base Nonlimited Adjustment	-	-	(42,835)	-	-	-	-	(42,835)	-
Capital Construction	-	-	-	-	-	-	-	-	-
Subtotal 2015-17 Base Budget	-	-	43,304	-	-	-	-	43,304	-
020 - Phase In / Out Pgm & One-time Cost									
021 - Phase-in	-	-	-	-	-	-	-	-	-
022 - Phase-out Pgm & One-time Costs	-	-	-	-	-	-	-	-	-
Subtotal	-	-	-	-	-	-	-	-	-
040 - Mandated Caseload									
040 - Mandated Caseload	-	-	-	-	-	-	-	-	-
050 - Fundshifts and Revenue Reductions									
050 - Fundshifts	-	-	-	-	-	-	-	-	-
060 - Technical Adjustments									
060 - Technical Adjustments	-	-	-	-	-	-	-	-	-
Subtotal: 2015-17 Current Service Level	-	-	43,304	-	-	-	-	43,304	-

Summary of 2015-17 Biennium Budget

**Legislative Counsel Committee
Legislative Publications
2015-17 Biennium**

**Governor's Budget
Cross Reference Number: 14200-004-00-00-00000**

<i>Description</i>	<i>Positions</i>	<i>Full-Time Equivalent (FTE)</i>	<i>ALL FUNDS</i>	<i>General Fund</i>	<i>Lottery Funds</i>	<i>Other Funds</i>	<i>Federal Funds</i>	<i>Nonlimited Other Funds</i>	<i>Nonlimited Federal Funds</i>
Subtotal: 2015-17 Current Service Level	-	-	43,304	-	-	-	-	43,304	-
070 - Revenue Reductions/Shortfall									
070 - Revenue Shortfalls	-	-	-	-	-	-	-	-	-
Modified 2015-17 Current Service Level	-	-	43,304	-	-	-	-	43,304	-
080 - E-Boards									
080 - May 2014 E-Board	-	-	-	-	-	-	-	-	-
081 - September 2014 E-Board	-	-	-	-	-	-	-	-	-
Subtotal Emergency Board Packages	-	-	-	-	-	-	-	-	-
Policy Packages									
090 - Analyst Adjustments	-	-	-	-	-	-	-	-	-
100 - General Program Updates	-	-	-	-	-	-	-	-	-
101 - Legislative Bill Drafting System	-	-	-	-	-	-	-	-	-
Subtotal Policy Packages	-	-	-	-	-	-	-	-	-
Total 2015-17 Governor's Budget	-	-	43,304	-	-	-	-	43,304	-
Percentage Change From 2013-15 Leg Approved Budget	-	-	-49.73%	-	-	-	-	-49.73%	-
Percentage Change From 2015-17 Current Service Level	-	-	-	-	-	-	-	-	-

PROGRAM PRIORITIZATION FOR 2015-17

Agency Name: Legislative Counsel Committee																			Agency Number: 14200			
2015-17 Biennium																						
General Program																						
Program/Division Priorities for 2015-17 Biennium																						
1	2	3	4	5	6	7	8	9	10	11	12	13	14	15	16	17	18	19	20	21	22	
Priority (ranked with highest priority first)	Agency Initials	Program or Activity Initials	Program Unit/Activity Description	Identify Key Performance Measure(s)	Primary Purpose Program-Activity Code	GF	LF	OF	NL-OF	FF	NL-FF	TOTAL FUNDS	Pos.	FTE	New or Enhanced Program (Y/N)	Included as Reduction Option (Y/N)	Legal Req. Code (C, D, FM, FO, S)	Legal Citation	Explain What is Mandatory (for C, FM, and FO Only)	Comments on Proposed Changes to CSL included in Agency Request		
Agcy	Prgm/Div																					
142	001-01	LC	General Program	The General Program consists of drafting measures for legislators and legislative committees, conducting research and writing opinions for legislators and legislative committees, providing general counsel advice and services, and reviewing administrative rules. Legal and support services are also provided to the Legislative Counsel Committee (ORS 173.111-173.240).	Agency Mission	10,882,677		640,281				\$ 11,522,958	43	40.52	N	Y						
142	001-02	LC	General Program - Drafting Services	Agency Bill Drafting - office drafts measures for state agencies.	Agency Mission			132,328				\$ 132,328			N	N						
												\$ -										
												\$ -										
												\$ -										
												\$ -										
							10,882,677	-	772,609	-	-	\$ 11,655,286	43	40.52								

7. Primary Purpose Program/Activity Exists

- 1 Civil Justice
- 2 Community Development
- 3 Consumer Protection
- 4 Administrative Function
- 5 Criminal Justice
- 6 Economic Development
- 7 Education & Skill Development
- 8 Emergency Services
- 9 Environmental Protection
- 10 Public Health
- 11 Recreation, Heritage, or Cultural
- 12 Social Support

19. Legal Requirement Code

- C Constitutional
- D Debt Service
- FM Federal - Mandatory
- FO Federal - Optional (once you choose to participate, certain requirements exist)
- S Statutory

Within each Program/Division area, prioritize each Budget Program Unit (Activities) by detail budget level in ORBITS

Document criteria used to prioritize activities:

PROGRAM PRIORITIZATION FOR 2015-17

Agency Name: Legislative Counsel Committee																								
2015-17 Biennium																			Agency Number: 14200					
ORS Program																								
Program/Division Priorities for 2015-17 Biennium																								
1	2	3	4	5	6	7	8	9	10	11	12	13	14	15	16	17	18	19	20	21	22			
Priority (ranked with highest priority first)	Agency Initials	Program or Activity Initials	Program Unit/Activity Description		Identify Key Performance Measure(s)	Primary Purpose Program- Activity Code	GF	LF	OF	NL-OF	FF	NL-FF	TOTAL FUNDS	Pos.	FTE	New or Enhanced Program (Y/N)	Included as Reduction Option (Y/N)	Legal Req. Code (C, D, FM, FO, S)	Legal Citation	Explain What is Mandatory (for C, FM, and FO Only)	Comments on Proposed Changes to CSL included in Agency Request			
Agcy	Prgm/Div																							
142	002-01	LC	ORS Program	The <u>ORS Publications Program</u> covers editing, preparing, printing, selling and distributing the <u>Oregon Revised Statutes</u> , including Annotations and Index; <u>Criminal Code of Oregon</u> ; <u>Family Laws of Oregon</u> ; <u>Landlord and Tenant Laws of Oregon</u> ; and <u>Labor, Employment and Workers' Compensation Laws of Oregon</u> . All proceeds from sales of ORS materials are deposited in the ORS Revolving Account and continuously appropriated for publication and distribution. (ORS 171.275-171.325)	Agency Mission			482,832	742,482			\$ 1,225,314	12	5.08	N	N	S							
													\$ -											
													\$ -											
													\$ -											
								482,832	742,482				\$ 1,225,314	12	5.08									

- 7. Primary Purpose Program/Activity Exists**
- 1 Civil Justice
 - 2 Community Development
 - 3 Consumer Protection
 - 4 Administrative Function
 - 5 Criminal Justice
 - 6 Economic Development
 - 7 Education & Skill Development
 - 8 Emergency Services
 - 9 Environmental Protection
 - 10 Public Health
 - 11 Recreation, Heritage, or Cultural
 - 12 Social Support

- 19. Legal Requirement Code**
- C Constitutional
 - D Debt Service
 - FM Federal - Mandatory
 - FO Federal - Optional (once you choose to participate, certain requirements exist)
 - S Statutory

Within each Program/Division area, prioritize each Budget Program Unit (Activities) by detail budget level in ORBITS

Document criteria used to prioritize activities:

Legislative Counsel

2015-17 Biennium

Agency Number: 14200

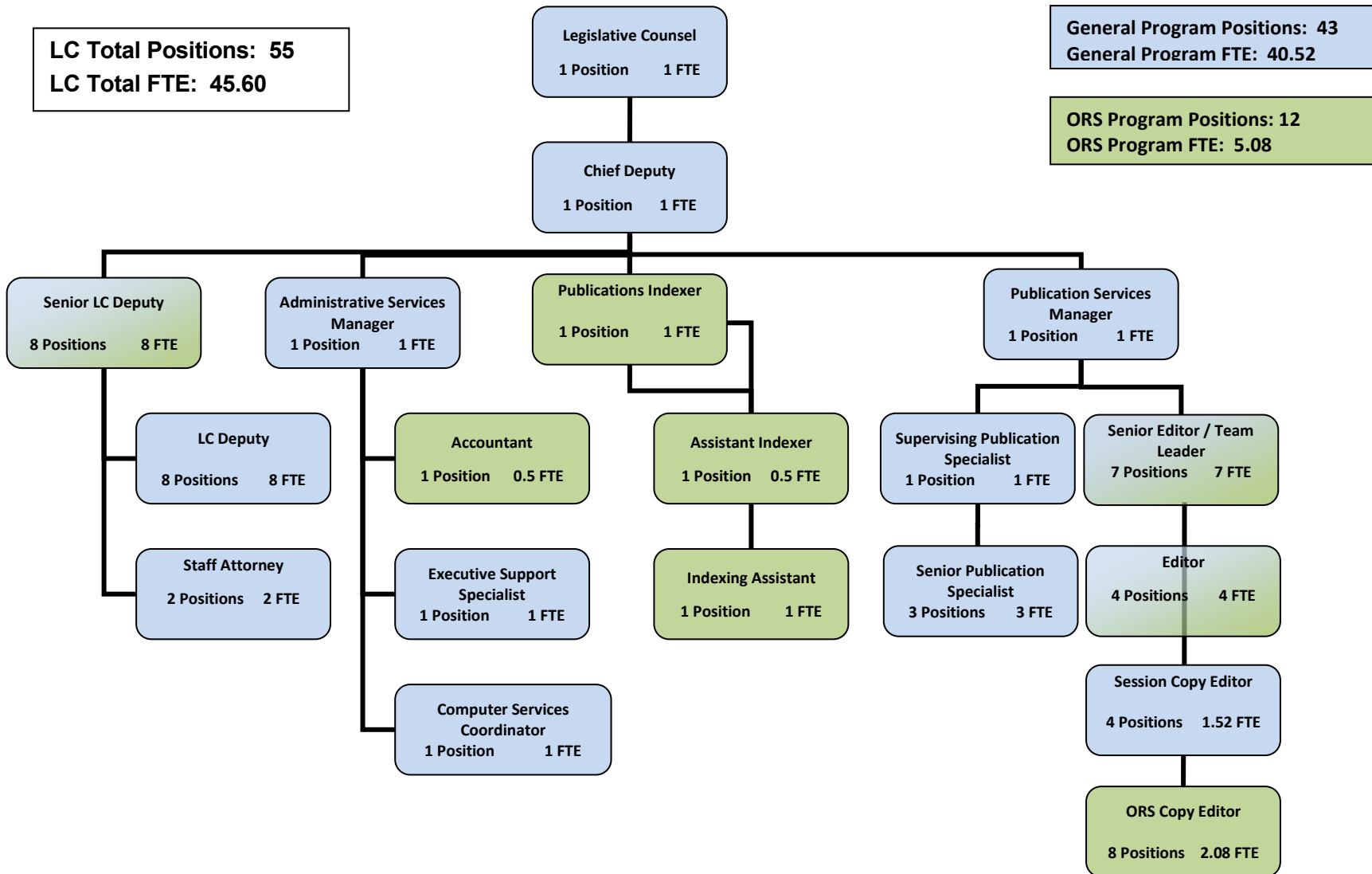
Detail of 10% Reduction to 2015-17 Current Service Level (15-17 ARB \$10,888,581 GF)

1	2	3	4	5	6	7	8	9	10	11	12	13	14	15
Priority (ranked with highest priority first)	Dept. Initials	Prgm. or Activity Initials	Program Unit/Activity Description	GF	LF	OF	NL-OF	FF	NL-FF	TOTAL FUNDS	Pos.	FTE	Impact of Reduction on Services and Outcomes	
		001-01	Reduce Agency Related S&S	271,896						\$ 271,896			The savings from this account are currently used to double fill editor positions in Publication Services. This reduction would increase the workload of remaining editing staff. It would limit the depth of editorial review and lengthen the turnaround within Publication Services. This option would also have an impact on the compilation and printing of the ORS and other legislative publications. It will add significant time needed to prepare ORS.	
		001-01	Reduce Data Processing	50,000						\$ 50,000			See comment above.	
		001-01	Eliminate Session Copy Editor	43,586						\$ 43,586	1	0.38	This reduction would increase the workload of remaining editing staff. It would limit the depth of editorial review and lengthen the turnaround within Publication Services. This option would also have an impact on the compilation and printing of the ORS and other legislative publications. It will add significant time needed to prepare ORS.	
		001-01	Eliminate Staff Attorney	178,947						\$ 178,947	1	1.00	This reduction would increase the workload of the remaining legal staff. This action would likely limit the depth of legal analysis, research and drafting provided by the office. It would likely increase the time needed to perform drafting, contract review and other legal services.	
5% Reductions \$544,429				544,429							2	1.38		
		001-01	Eliminate Session Copy Editor	43,586						\$ 43,586	1	0.38	This reduction would increase the workload of remaining editing staff. It would limit the depth of editorial review and lengthen the turnaround within Publication Services. This option would also have an impact on the compilation and printing of the ORS and other legislative publications. It will add significant time needed to prepare ORS.	
		001-01	Eliminate Session Copy Editor	43,586						\$ 43,586	1	0.38	See comment above.	
		001-01	Eliminate Session Copy Editor	43,586						\$ 43,586	1	0.38	See comment above.	
		001-01	Eliminate Staff Attorney	210,676						\$ 210,676	1	1.00	This reduction would increase the workload of the remaining legal staff. This action would likely limit the depth of legal analysis, research and drafting provided by the office. It would likely increase the time needed to perform drafting and other legal services.	
		001-01	Eliminate Editor	162,593						\$ 162,593	1	1.00	This reduction would increase the workload of remaining editing staff. It would limit the depth of editorial review and lengthen the turnaround within Publication Services. This option would also have an impact on the compilation and printing of the ORS and other legislative publications. It will add significant time needed to prepare ORS.	
		001-01	Reduce IT Expendable Property	40,402						\$ 40,402				
10% Reductions \$1,088,858														
				1,088,858	-	-	-	-	-	1,088,858	7	4.52		

Legislative Counsel														
2015-17 Biennium											Agency Number: 14200			
Detail of 10% Reduction to 2015-17 Current Service Level (15-17 ARB \$10,888,581 GF)														
1	2	3	4	5	6	7	8	9	10	11	12	13	14	15
Priority (ranked with highest priority first)	Dept. Initials	Prgm. or Activity Initials	Program Unit/Activity Description	GF	LF	OF	NL-OF	FF	NL-FF	TOTAL FUNDS	Pos.	FTE	Impact of Reduction on Services and Outcomes	

BUDGET NARRATIVE

Organizational Chart for 2013-15 and 2015-17:



**Agencywide Program Unit Summary
2015-17 Biennium**

Version: Y - 01 - Governor's Budget

Summary Cross Reference Number	Cross Reference Description	2011-13 Actuals	2013-15 Leg Adopted Budget	2013-15 Leg Approved Budget	2015-17 Agency Request Budget	2015-17 Governor's Budget	2015-17 Leg Adopted Budget
001-00-00-00000	General Program						
	General Fund	8,039,603	9,784,658	10,441,182	10,888,581	10,882,677	-
	Other Funds	692,099	732,606	755,361	772,609	772,609	-
	All Funds	8,731,702	10,517,264	11,196,543	11,661,190	11,655,286	-
002-00-00-00000	ORS Publications						
	Other Funds	1,094,322	1,402,371	1,402,371	1,225,314	1,225,314	-
004-00-00-00000	Legislative Publications						
	Other Funds	44,995	86,139	86,139	43,304	43,304	-
TOTAL AGENCY							
	General Fund	8,039,603	9,784,658	10,441,182	10,888,581	10,882,677	-
	Other Funds	1,831,416	2,221,116	2,243,871	2,041,227	2,041,227	-
	All Funds	9,871,019	12,005,774	12,685,053	12,929,808	12,923,904	-

BUDGET NARRATIVE

Revenue Discussion

ORS and Legislative Publications Sales

For the six months following sine die of the odd-numbered year regular session, LC staff focuses on publishing newly enacted laws in the *Oregon Laws* publication and preparing the updated codified statutes in the official edition of the *Oregon Revised Statutes* (ORS). The office delivers the earliest and only official version of Oregon's statutes. Over 16,000 pages of statutory law, 21 volumes in all, are carefully edited, proofread, annotated and indexed before being sent to a printer and then delivered to customers at cost. The office also publishes and distributes four other legal specialty publications, including the *Criminal Code of Oregon*.

Revenues for 2015-17 in the amount of \$1,736,600 are estimated from the sales of *Oregon Revised Statutes* (ORS) and Legislative Assembly publications produced by Legislative Counsel Committee. The 2015-17 estimates are based on previous biennial receipts. The 2013-15 revenues were estimated at \$1,748,125. As of December 2014, the on-going publication sales for 2013-15 biennium has generated \$1,675,451 in revenue.

Legislative Counsel's publications include:

Oregon Laws;
Oregon Revised Statutes;
Criminal Code of Oregon;
Labor, Employment and Workers' Compensation Laws of Oregon;
Family Laws of Oregon; and
Landlord and Tenant Laws of Oregon.

Nearly all revenues will be expended to meet the costs associated with compiling, printing and distributing these publications.

In the ORS Program, any unexpended and unobligated balance in excess of \$500,000 on July 1 of any odd-numbered year must be transferred to the General Fund. In June 2013, the ending balance for 2011-13 was \$501,727.

Charges for Agency Drafting Services

Pursuant to ORS 173.130, the Office of the Legislative Counsel has the authority to charge officers and agencies of executive and judicial branches for drafting services. Federal Funds are not accepted in payment for drafting services. Appropriation bills and bills introduced due to legislative direction are not subject to the charge.

BUDGET NARRATIVE

Beginning June 1st of the even-numbered year, the office receives and begins work on about 500 requests for legislative measures that are requested by state agencies for consideration by the Legislative Assembly during the next odd-numbered year regular session.

As of November 2014, charges for the 2013-15 biennium had generated \$263,205 in receipts. Agency drafting receipts for 2015-17 are estimated at \$200,000.

DETAIL OF LOTTERY FUNDS, OTHER FUNDS, AND FEDERAL FUNDS REVENUE

Legislative Counsel Committee
2015-17 Biennium

Agency Number: 14200
Cross Reference Number: 14200-000-00-00-00000

<i>Source</i>	2011-13 Actuals	2013-15 Leg Adopted Budget	2013-15 Leg Approved Budget	2015-17 Agency Request Budget	2015-17 Governor's Budget	2015-17 Leg Adopted Budget
Other Funds						
Charges for Services	249,551	200,000	200,000	200,000	200,000	-
Transfer In - Intrafund	1,827,880	2,305,235	2,305,235	2,332,148	2,332,148	-
Transfer Out - Intrafund	(662,206)	(729,275)	(729,275)	(740,281)	(740,281)	-
Total Other Funds	\$1,415,225	\$1,775,960	\$1,775,960	\$1,791,867	\$1,791,867	-
Nonlimited Other Funds						
Sales Income	1,859,689	1,748,125	1,748,125	1,736,600	1,736,600	-
Transfer Out - Intrafund	(1,165,674)	(1,575,960)	(1,575,960)	(1,591,867)	(1,591,867)	-
Total Nonlimited Other Funds	\$694,015	\$172,165	\$172,165	\$144,733	\$144,733	-

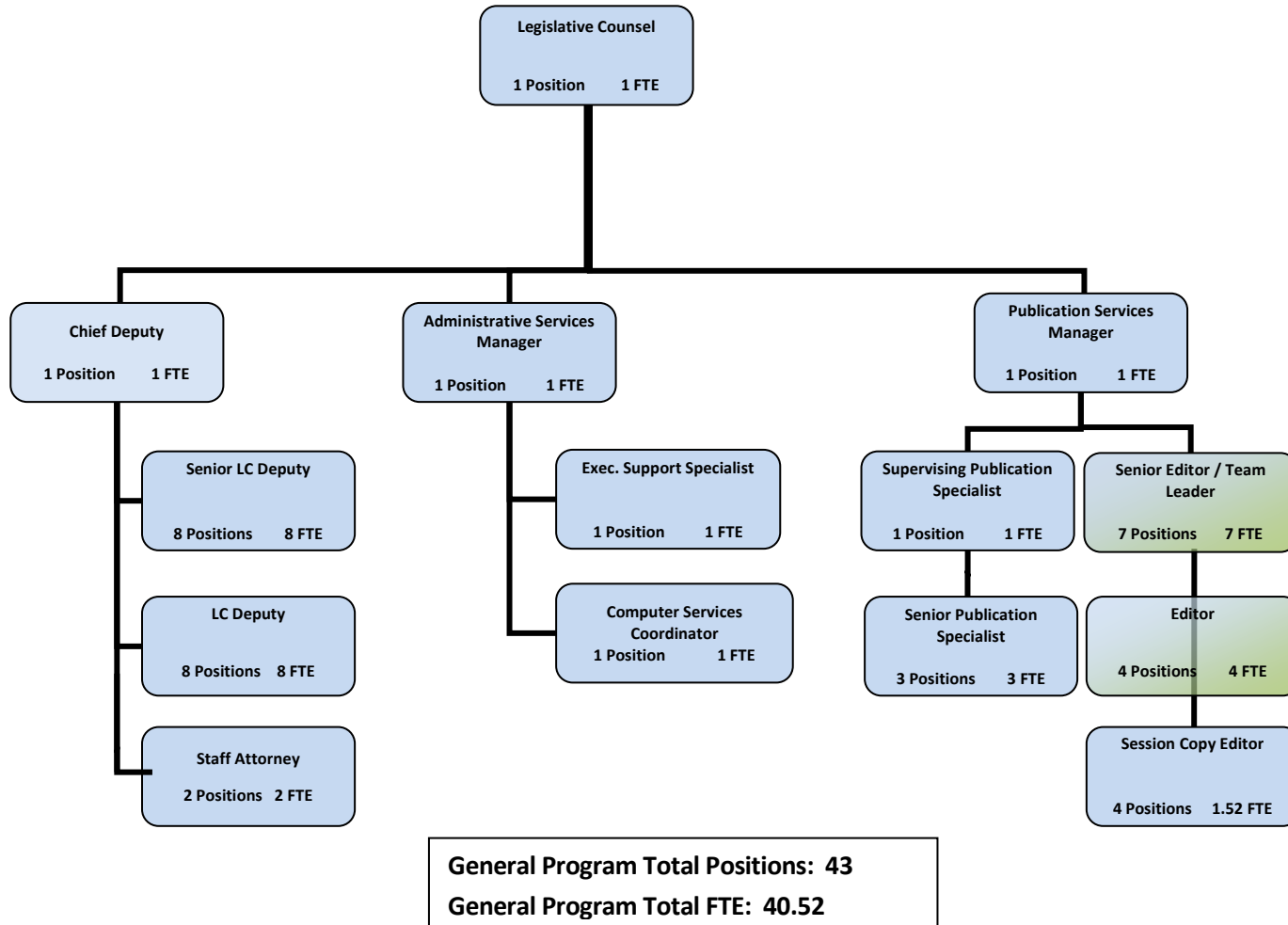
DETAIL OF LOTTERY FUNDS, OTHER FUNDS, AND FEDERAL FUNDS REVENUE

Source	Fund	ORBITS Revenue Acct	2011-13 Actual	2013-15 Legislatively Adopted	2013-15 Estimated	2015-17		
						Agency Request	Governor's	Legislatively Adopted
Agency Drafting	3400 – Other Funds Ltd	0410 – Charges for Services	\$ 249,551	\$ 200,000	\$ 200,000	\$ 200,000	\$ 200,000	
ORS Program	3200 – Other Funds	0705 – Sales Income	\$1,827,049	\$1,700,000	\$1,700,000	\$1,700,000	\$1,700,000	
Legislative Publications Program	3200- Other Funds	0705- Sales Income	\$ 32,640	\$ 48,125	\$ 48,125	\$ 36,600	\$ 36,600	

BUDGET NARRATIVE

General Program

2013-15 and 2015-17 General Program Organization Chart:



BUDGET NARRATIVE

Bill Drafting Services

The principal function of the Office of the Legislative Counsel is the drafting of legislative measures at the request of members of the legislature, legislative committees or state agencies. The following table shows for each of the last nine regular legislative sessions, the number of LC draft requests received, the number of final drafts prepared, the number of measures introduced and the number of amendments prepared.

Legal Opinions, Research and Other Legal Services

The Office of the Legislative Counsel performs legal services at the request of legislators, legislative committees and legislative staff, including preparing legal opinions, legal research and ballot explanations, and performing contract review. For the period from the end of the 2011 session until the end of the 2013 session, LC produced 230 legal opinions, 26 legal research requests, filed pleadings in two cases, prepared ballot explanations for 10 measures and 12 contract reviews.

Legislative Publications and Services

The Office of the Legislative Counsel prepares indexes and tables of all measures introduced during each legislative session, for publication in the legislative calendars and journals. In addition to the preparation of session-filed introduced measures, engrossings and enrollings, the Legislative Counsel may accept measures in advance of legislative sessions by legislators, legislative committees and state agencies, and cause measures filed to be printed and distributed. The costs of printing and distributing are paid from the appropriations for legislative expenses for the session. (ORS 171.130)

Administrative Rule Review

The office reviews all administrative rules adopted by state agencies to ensure that a rule is within the intent and scope of the enabling legislation and is otherwise constitutional. The office reviews about 1,000 rules annually.

BUDGET NARRATIVE

Legal Proceedings

When authorized by the Legislative Counsel Committee, the Office of the Legislative Counsel participates in legal proceedings necessary to protect the official interest of the Legislative Assembly, its committees and members. For example, in early 2013 LC prepared and filed a brief on behalf of the Legislative Assembly, appearing *amicus curiae*, in State v. Babson, 355 Or. 383 (2014).

DRAFTING ACTIVITY OF OFFICE OF LEGISLATIVE COUNSEL 2001-2014

	<u>2001</u>	<u>2003</u>	<u>2005</u>	<u>2007</u>	<u>2009</u>	<u>2011</u>	<u>2012</u>	<u>2013</u>	<u>2014</u>
LC Draft Requests Received	4385	3624	3938	4541	3673	5209	325	3828	302
Final Drafts	3779	3341	3651	4016	3406	4867	315	3576	290
Measures Introduced	3297	2922	3141	2920	2782	3021	302	2679	266
Measures Enrolled	1075	869	914	982	980	807	133	854	134
Amendments Drafted	5133	4569	4202	4365	4413	3629	825	3930	875
Opinions Drafted	177	153	133	176	243	193	*	230	*
Research Requests Drafted	220	99	75	43	59	27	*	26	*

* Opinions and research requests, even when prepared for even-year sessions, are recorded on the odd-year session docket.

BUDGET NARRATIVE

General Program

010 Non-PICS Personal Services / Vacancy Factor

Package Description: This package includes personal services rate adjustments for non-PICS accounts such as the pension bond obligation, mass transit taxes, temporary appointments and unemployment assessments for the 2015-17 biennium as provided by the Department of Administrative Services.

2017-19 Fiscal Impact: No 2017-19 fiscal impact.

031 Inflation & Price List Adjustments

Package Description: This package includes the standard biennial inflation factor of three percent applied to the cost of Services and Services and adjustments to State Government & Service Charges.

2017-19 Fiscal Impact: No 2017-19 fiscal impact.

ESSENTIAL AND POLICY PACKAGE FISCAL IMPACT SUMMARY

Legislative Counsel Committee
Pkg: 010 - Non-PICS Psnl Svc / Vacancy Factor

Cross Reference Name: General Program
Cross Reference Number: 14200-001-00-00-00000

<i>Description</i>	General Fund	Lottery Funds	Other Funds	Federal Funds	Nonlimited Other Funds	Nonlimited Federal Funds	All Funds
Revenues							
General Fund Appropriation	29,146	-	-	-	-	-	29,146
Transfer In - Intrafund	-	-	1,433	-	-	-	1,433
Total Revenues	\$29,146	-	\$1,433	-	-	-	\$30,579
Personal Services							
Temporary Appointments	-	-	2,910	-	-	-	2,910
Overtime Payments	258	-	-	-	-	-	258
Public Employees' Retire Cont	41	-	-	-	-	-	41
Pension Obligation Bond	23,231	-	1,299	-	-	-	24,530
Social Security Taxes	20	-	223	-	-	-	243
Unemployment Assessments	2,444	-	-	-	-	-	2,444
Mass Transit Tax	3,152	-	734	-	-	-	3,886
Other OPE	-	-	667	-	-	-	667
Total Personal Services	\$29,146	-	\$5,833	-	-	-	\$34,979
Total Expenditures							
Total Expenditures	29,146	-	5,833	-	-	-	34,979
Total Expenditures	\$29,146	-	\$5,833	-	-	-	\$34,979
Ending Balance							
Ending Balance	-	-	(4,400)	-	-	-	(4,400)
Total Ending Balance	-	-	(\$4,400)	-	-	-	(\$4,400)

ESSENTIAL AND POLICY PACKAGE FISCAL IMPACT SUMMARY

Legislative Counsel Committee
Pkg: 031 - Standard Inflation

Cross Reference Name: General Program
Cross Reference Number: 14200-001-00-00-00000

<i>Description</i>	General Fund	Lottery Funds	Other Funds	Federal Funds	Nonlimited Other Funds	Nonlimited Federal Funds	All Funds
Revenues							
General Fund Appropriation	52,867	-	-	-	-	-	52,867
Total Revenues	\$52,867	-	-	-	-	-	\$52,867
Services & Supplies							
Instate Travel	3	-	-	-	-	-	3
Out of State Travel	46	-	-	-	-	-	46
Employee Training	1,260	-	-	-	-	-	1,260
Office Expenses	10,576	-	-	-	-	-	10,576
Telecommunications	1,500	-	-	-	-	-	1,500
State Gov. Service Charges	20,940	-	-	-	-	-	20,940
Data Processing	1,882	-	-	-	-	-	1,882
Professional Services	28	-	-	-	-	-	28
Attorney General	(100)	-	-	-	-	-	(100)
Employee Recruitment and Develop	175	-	-	-	-	-	175
Dues and Subscriptions	2,027	-	-	-	-	-	2,027
Agency Program Related S and S	12,137	-	20	-	-	-	12,157
Other Services and Supplies	-	-	17	-	-	-	17
Expendable Prop 250 - 5000	342	-	-	-	-	-	342
IT Expendable Property	2,051	-	-	-	-	-	2,051
Total Services & Supplies	\$52,867	-	\$37	-	-	-	\$52,904

ESSENTIAL AND POLICY PACKAGE FISCAL IMPACT SUMMARY

Legislative Counsel Committee
Pkg: 031 - Standard Inflation

Cross Reference Name: General Program
Cross Reference Number: 14200-001-00-00-00000

<i>Description</i>	General Fund	Lottery Funds	Other Funds	Federal Funds	Nonlimited Other Funds	Nonlimited Federal Funds	All Funds
Total Expenditures							
Total Expenditures	52,867	-	37	-	-	-	52,904
Total Expenditures	\$52,867	-	\$37	-	-	-	\$52,904
Ending Balance							
Ending Balance	-	-	(37)	-	-	-	(37)
Total Ending Balance	-	-	(\$37)	-	-	-	(\$37)

DETAIL OF LOTTERY FUNDS, OTHER FUNDS, AND FEDERAL FUNDS REVENUE

Legislative Counsel Committee
2015-17 Biennium

Agency Number: 14200

Cross Reference Number: 14200-001-00-00-00000

<i>Source</i>	2011-13 Actuals	2013-15 Leg Adopted Budget	2013-15 Leg Approved Budget	2015-17 Agency Request Budget	2015-17 Governor's Budget	2015-17 Leg Adopted Budget
Other Funds						
Charges for Services	249,551	200,000	200,000	200,000	200,000	-
Transfer In - Intrafund	567,206	629,275	629,275	640,281	640,281	-
Total Other Funds	\$816,757	\$829,275	\$829,275	\$840,281	\$840,281	-

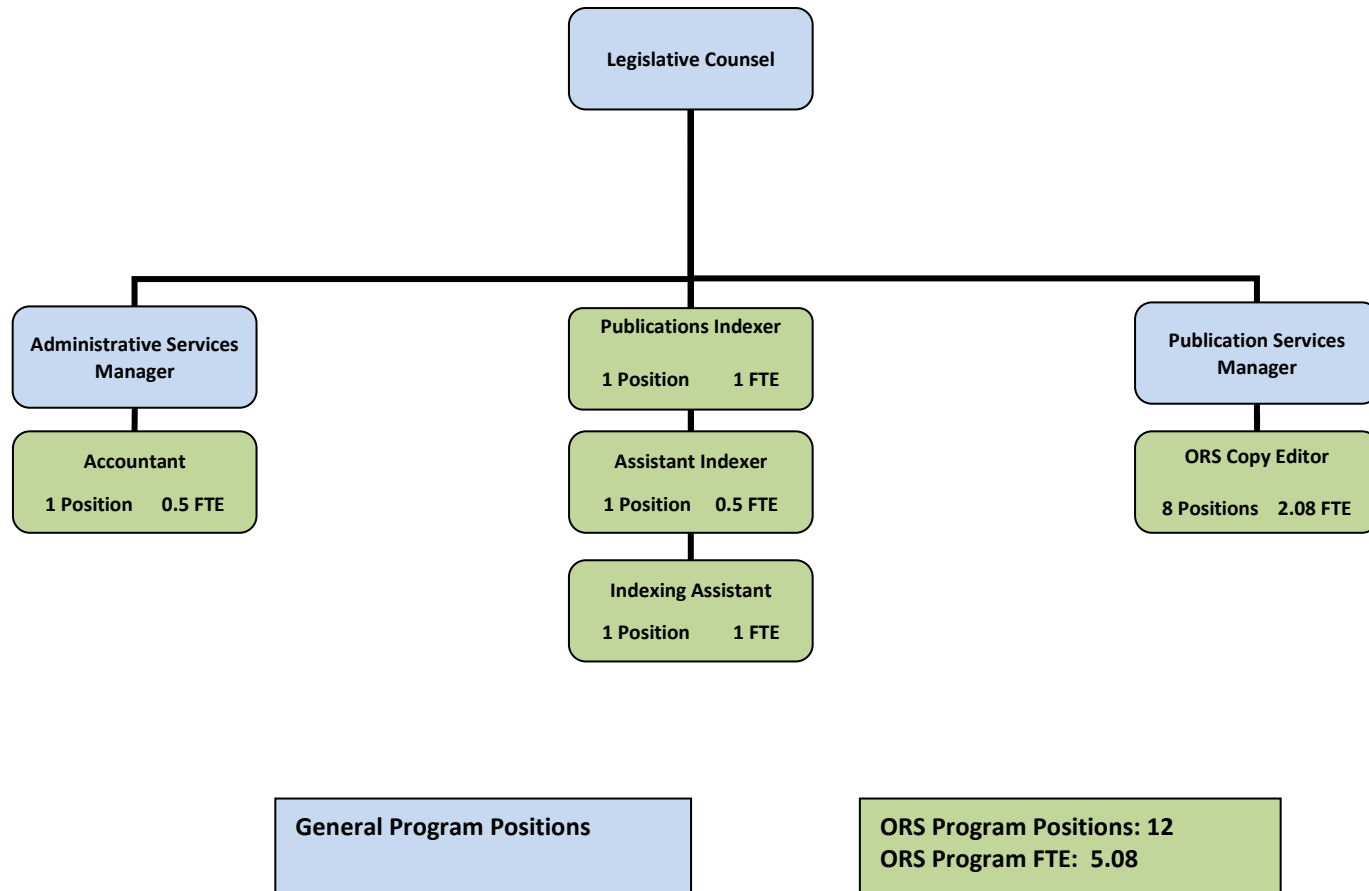
DETAIL OF LOTTERY FUNDS, OTHER FUNDS, AND FEDERAL FUNDS REVENUE

Source	Fund	ORBITS Revenue Acct	2011-13 Actual	2013-15 Legislatively Adopted	2013-15 Estimated	2015-17		
						Agency Request	Governor's	Legislatively Adopted
Agency Drafting	3400 – Other Funds Ltd	0410 – Charges for Services	\$ 249,551	\$ 200,000	\$ 200,000	\$ 200,000	\$ 200,000	

BUDGET NARRATIVE

ORS Program

2015-17 and 2017-19 ORS Program Organization Chart:



BUDGET NARRATIVE

Oregon Revised Statutes

For the six months following sine die of the odd-numbered year regular session, LC staff prepares the updated codified statutes in the official edition of the *Oregon Revised Statutes* (ORS). The office delivers the earliest and only official version of Oregon's statutes. Over 17,000 pages of statutory law, 21 volumes in all, are carefully edited, proofread, annotated and indexed before being sent to a printer and then delivered to customers at cost. The office also publishes and distributes four other legal specialty publications, including the *Criminal Code of Oregon*.

For even-numbered year sessions, the office produces a session law publication that contains all legislation passed by the Legislative Assembly during that session and supplemental inserts for each ORS volume indicating legislative modification of existing law. Because voters have now required the Legislative Assembly to meet annually, LC includes the even-year supplement as a part of the full ORS subscription.

Costs incurred in editing the ORS and costs involved in preparing the printer's copy, printing and distributing are borne by purchasers of ORS. The prices of current volumes and other specialty publications sold are fixed by the Legislative Counsel to recover, in so far as possible, actual costs of editing, printing and distribution. Experience since publication of the first (1953) edition of *ORS* indicates that this objective has been achieved.

Any unexpended and unobligated balance in the revolving account in excess of \$500,000 as of July 1 of any odd-numbered year must be transferred to the General Fund. (ORS 171.305) The estimated 2013-15 ending balance for the ORS Revolving Account will be just over \$500,000.

Specialty Publications

The printing and distribution costs of other publications, such as the *Criminal Code of Oregon*, *Family Laws of Oregon*, *Landlord and Tenant Laws of Oregon*, and *Labor, Employment and Workers' Compensation Laws of Oregon* are paid from the revolving account, and receipts from sales are deposited in the account.

BUDGET NARRATIVE

ORS Publications Program

010 Non-PICS Personal Services / Vacancy Factor

Package Description: This package includes personal services rate adjustments for non-PICS accounts such as the pension bond obligation, mass transit taxes and vacancy savings (if needed) for the 2015-17 biennium.

2017-19 Fiscal Impact: No 2017-19 fiscal impact.

ESSENTIAL AND POLICY PACKAGE FISCAL IMPACT SUMMARY

Legislative Counsel Committee
 Pkg: 010 - Non-PICS Psnl Svc / Vacancy Factor

Cross Reference Name: ORS Publications
 Cross Reference Number: 14200-002-00-00-00000

<i>Description</i>	General Fund	Lottery Funds	Other Funds	Federal Funds	Nonlimited Other Funds	Nonlimited Federal Funds	All Funds
Revenues							
Transfer In - Intrafund	-	-	-	-	-	-	-
Total Revenues	-	-	-	-	-	-	-
Transfers Out							
Transfer Out - Intrafund	-	-	-	-	-	-	-
Total Transfers Out	-	-	-	-	-	-	-
Personal Services							
Temporary Appointments	-	-	-	-	315	-	315
Pension Obligation Bond	-	-	1,588	-	-	-	1,588
Social Security Taxes	-	-	-	-	24	-	24
Mass Transit Tax	-	-	587	-	-	-	587
Other OPE	-	-	(450)	-	-	-	(450)
Vacancy Savings	-	-	(210,829)	-	-	-	(210,829)
Total Personal Services	-	-	(\$209,104)	-	\$339	-	(\$208,765)
Total Expenditures							
Total Expenditures	-	-	(209,104)	-	339	-	(208,765)
Total Expenditures	-	-	(\$209,104)	-	\$339	-	(\$208,765)
Ending Balance							
Ending Balance	-	-	209,104	-	(339)	-	208,765
Total Ending Balance	-	-	\$209,104	-	(\$339)	-	\$208,765

DETAIL OF LOTTERY FUNDS, OTHER FUNDS, AND FEDERAL FUNDS REVENUE

Legislative Counsel Committee
2015-17 Biennium

Agency Number: 14200

Cross Reference Number: 14200-002-00-00-00000

<i>Source</i>	2011-13 Actuals	2013-15 Leg Adopted Budget	2013-15 Leg Approved Budget	2015-17 Agency Request Budget	2015-17 Governor's Budget	2015-17 Leg Adopted Budget
Other Funds						
Transfer In - Intrafund	1,260,674	1,675,960	1,675,960	1,691,867	1,691,867	-
Transfer Out - Intrafund	(662,206)	(729,275)	(729,275)	(740,281)	(740,281)	-
Total Other Funds	\$598,468	\$946,685	\$946,685	\$951,586	\$951,586	-
Nonlimited Other Funds						
Sales Income	1,827,049	1,700,000	1,700,000	1,700,000	1,700,000	-
Transfer Out - Intrafund	(1,165,674)	(1,575,960)	(1,575,960)	(1,591,867)	(1,591,867)	-
Total Nonlimited Other Funds	\$661,375	\$124,040	\$124,040	\$108,133	\$108,133	-

DETAIL OF LOTTERY FUNDS, OTHER FUNDS, AND FEDERAL FUNDS REVENUE

Source	Fund	ORBITS Revenue Acct	2011-13 Actual	2013-15 Legislatively Adopted	2013-15 Estimated	2015-17		
						Agency Request	Governor's	Legislatively Adopted
ORS Program	3200 – Other Funds	0705 – Sales Income	\$1,827,049	\$1,700,000	\$1,700,000	\$1,700,000	\$1,700,000	

BUDGET NARRATIVE

Legislative Publications Program

Oregon Laws

The Legislative Publications Program consists of the publication and distribution of *Oregon Laws*. Receipts from sales of this publication are deposited in a Legislative Publications Account and used to pay the costs of printing and distribution.

Gratis sets are distributed to members of the Legislative Assembly, Chief Clerk's Office, Secretary of Senate's Office, Legislative Revenue, Legislative Fiscal, Committee Services, Oregon Congressional delegation, state Supreme Court judges, court of appeals judges, Oregon Tax Court and the State of Oregon Law Library.

BUDGET NARRATIVE

DETAIL OF LOTTERY FUNDS, OTHER FUNDS, AND FEDERAL FUNDS REVENUE

Legislative Counsel Committee
2015-17 Biennium

Agency Number: 14200

Cross Reference Number: 14200-004-00-00-00000

<i>Source</i>	2011-13 Actuals	2013-15 Leg Adopted Budget	2013-15 Leg Approved Budget	2015-17 Agency Request Budget	2015-17 Governor's Budget	2015-17 Leg Adopted Budget
Nonlimited Other Funds						
Sales Income	32,640	48,125	48,125	36,600	36,600	-
Total Nonlimited Other Funds	\$32,640	\$48,125	\$48,125	\$36,600	\$36,600	-

DETAIL OF LOTTERY FUNDS, OTHER FUNDS, AND FEDERAL FUNDS REVENUE

Source	Fund	ORBITS Revenue Acct	2011-13 Actual	2013-15 Legislatively Adopted	2013-15 Estimated	2015-17		
						Agency Request	Governor's	Legislatively Adopted
Legislative Publications Program	3200- Other Funds	0705- Sales Income	\$ 32,640	\$ 48,125	\$ 48,125	\$ 36,600	\$ 36,600	

BUDGET NARRATIVE

AFFIRMATIVE ACTION REPORT

The Legislative Counsel Committee continues to encourage and promote affirmative action efforts. The Legislative Counsel is responsible for the success of the affirmative action goals, achieving individual program goals and identifying problem areas.

The Committee, through the Office of the Legislative Counsel and the Legislative Administration Committee, disseminates job announcements to minority bars and other minority organizations. A central file of applicants representing protected class groups is maintained to provide recruiting assistance to appointing authorities of the Legislative Assembly. The Legislative Counsel participates in the annual Oregon State Bar Affirmative Action Committee Job Fair and participates in the Oregon State Bar Convention on Equality.

2015-17 GOALS

As part of the effort to achieve the committee's goal of increasing the minority work force, the knowledge, skills and abilities essential to perform the job are detailed in recruiting announcements. Vacancies are routinely advertised statewide. Managers and supervisors are encouraged to interview minority applicants who possess the minimum qualifications required of the position.

The goal to remove roadblocks in the career advancement of minority employees requires the Legislative Counsel to evaluate training programs and monitor hiring and promotion patterns within the office.

2015-17 ONGOING GOALS

- Continue to promote a positive nondiscriminatory work environment.
- Continue concentrated affirmative action recruiting efforts.
- Increase representation of protected class individuals in all salary ranges.
- Ensure information regarding affirmative action goals is disseminated to employees.
- Evaluate management and supervisory employees on effectiveness in achieving affirmative action goals.
- Ensure hiring practices throughout the office are in compliance with Affirmative Action and Equal Employment Opportunity guidelines.

Legislative Counsel Committee

**Summary Cross Reference Listing and Packages
2015-17 Biennium**

Agency Number: 14200

BAM Analyst: Miller, Travis

Budget Coordinator: Cooke Trask, Debra - (503)986-1250

Cross Reference Number	Cross Reference Description	Package Number	Priority	Package Description	Package Group
001-00-00-00000	General Program	010	0	Non-PICS Psnl Svc / Vacancy Factor	Essential Packages
001-00-00-00000	General Program	021	0	Phase-in	Essential Packages
001-00-00-00000	General Program	022	0	Phase-out Pgm & One-time Costs	Essential Packages
001-00-00-00000	General Program	031	0	Standard Inflation	Essential Packages
001-00-00-00000	General Program	032	0	Above Standard Inflation	Essential Packages
001-00-00-00000	General Program	033	0	Exceptional Inflation	Essential Packages
001-00-00-00000	General Program	081	0	September 2014 E-Board	Policy Packages
001-00-00-00000	General Program	090	0	Analyst Adjustments	Policy Packages
001-00-00-00000	General Program	100	0	General Program Updates	Policy Packages
001-00-00-00000	General Program	101	0	Legislative Bill Drafting System	Policy Packages
002-00-00-00000	ORS Publications	010	0	Non-PICS Psnl Svc / Vacancy Factor	Essential Packages
002-00-00-00000	ORS Publications	021	0	Phase-in	Essential Packages
002-00-00-00000	ORS Publications	022	0	Phase-out Pgm & One-time Costs	Essential Packages
002-00-00-00000	ORS Publications	031	0	Standard Inflation	Essential Packages
002-00-00-00000	ORS Publications	032	0	Above Standard Inflation	Essential Packages
002-00-00-00000	ORS Publications	033	0	Exceptional Inflation	Essential Packages
002-00-00-00000	ORS Publications	081	0	September 2014 E-Board	Policy Packages
002-00-00-00000	ORS Publications	090	0	Analyst Adjustments	Policy Packages
002-00-00-00000	ORS Publications	100	0	General Program Updates	Policy Packages
002-00-00-00000	ORS Publications	101	0	Legislative Bill Drafting System	Policy Packages
004-00-00-00000	Legislative Publications	010	0	Non-PICS Psnl Svc / Vacancy Factor	Essential Packages
004-00-00-00000	Legislative Publications	021	0	Phase-in	Essential Packages

12/22/14
11:25 AM

Page 1 of 2

Summary Cross Reference Listing and Packages

BSU-003A

Legislative Counsel Committee

**Summary Cross Reference Listing and Packages
2015-17 Biennium**

Agency Number: 14200

BAM Analyst: Miller, Travis

Budget Coordinator: Cooke Trask, Debra - (503)986-1250

Cross Reference Number	Cross Reference Description	Package Number	Priority	Package Description	Package Group
004-00-00-00000	Legislative Publications	022	0	Phase-out Pgm & One-time Costs	Essential Packages
004-00-00-00000	Legislative Publications	031	0	Standard Inflation	Essential Packages
004-00-00-00000	Legislative Publications	032	0	Above Standard Inflation	Essential Packages
004-00-00-00000	Legislative Publications	033	0	Exceptional Inflation	Essential Packages
004-00-00-00000	Legislative Publications	081	0	September 2014 E-Board	Policy Packages
004-00-00-00000	Legislative Publications	090	0	Analyst Adjustments	Policy Packages
004-00-00-00000	Legislative Publications	100	0	General Program Updates	Policy Packages
004-00-00-00000	Legislative Publications	101	0	Legislative Bill Drafting System	Policy Packages

Legislative Counsel Committee

**Policy Package List by Priority
2015-17 Biennium**

Agency Number: 14200

BAM Analyst: Miller, Travis

Budget Coordinator: Cooke Trask, Debra - (503)986-1250

<i>Priority</i>	<i>Policy Pkg Number</i>	<i>Policy Pkg Description</i>	<i>Summary Cross Reference Number</i>	<i>Cross Reference Description</i>
0	081	September 2014 E-Board	001-00-00-00000	General Program
			002-00-00-00000	ORS Publications
			004-00-00-00000	Legislative Publications
	090	Analyst Adjustments	001-00-00-00000	General Program
			002-00-00-00000	ORS Publications
			004-00-00-00000	Legislative Publications
	100	General Program Updates	001-00-00-00000	General Program
			002-00-00-00000	ORS Publications
			004-00-00-00000	Legislative Publications
	101	Legislative Bill Drafting System	001-00-00-00000	General Program
			002-00-00-00000	ORS Publications
			004-00-00-00000	Legislative Publications

Description	2011-13 Actuals	2013-15 Leg Adopted Budget	2013-15 Leg Approved Budget	2015-17 Agency Request Budget	2015-17 Governor's Budget	2015-17 Leg Adopted Budget
BEGINNING BALANCE						
0025 Beginning Balance						
3200 Other Funds Non-Ltd	503,547	86,574	86,574	623,883	623,883	-
3400 Other Funds Ltd	226,693	648,928	648,928	391,181	391,181	-
All Funds	730,240	735,502	735,502	1,015,064	1,015,064	-
0030 Beginning Balance Adjustment						
3200 Other Funds Non-Ltd	(33,313)	516,818	516,818	-	-	-
3400 Other Funds Ltd	(8,970)	(329,856)	(329,856)	-	-	-
All Funds	(42,283)	186,962	186,962	-	-	-
BEGINNING BALANCE						
3200 Other Funds Non-Ltd	470,234	603,392	603,392	623,883	623,883	-
3400 Other Funds Ltd	217,723	319,072	319,072	391,181	391,181	-
TOTAL BEGINNING BALANCE	\$687,957	\$922,464	\$922,464	\$1,015,064	\$1,015,064	-
REVENUE CATEGORIES						
GENERAL FUND APPROPRIATION						
0050 General Fund Appropriation						
8000 General Fund	8,528,744	9,784,658	10,441,182	10,888,581	10,882,677	-
CHARGES FOR SERVICES						
0410 Charges for Services						
3400 Other Funds Ltd	249,551	200,000	200,000	200,000	200,000	-
SALES INCOME						
0705 Sales Income						
3200 Other Funds Non-Ltd	1,859,689	1,748,125	1,748,125	1,736,600	1,736,600	-

Description	2011-13 Actuals	2013-15 Leg Adopted Budget	2013-15 Leg Approved Budget	2015-17 Agency Request Budget	2015-17 Governor's Budget	2015-17 Leg Adopted Budget
TRANSFERS IN						
1010 Transfer In - Intrafund						
3400 Other Funds Ltd	1,827,880	2,305,235	2,305,235	2,332,148	2,332,148	-
REVENUE CATEGORIES						
8000 General Fund	8,528,744	9,784,658	10,441,182	10,888,581	10,882,677	-
3200 Other Funds Non-Ltd	1,859,689	1,748,125	1,748,125	1,736,600	1,736,600	-
3400 Other Funds Ltd	2,077,431	2,505,235	2,505,235	2,532,148	2,532,148	-
TOTAL REVENUE CATEGORIES	\$12,465,864	\$14,038,018	\$14,694,542	\$15,157,329	\$15,151,425	-
TRANSFERS OUT						
2010 Transfer Out - Intrafund						
3200 Other Funds Non-Ltd	(1,165,674)	(1,575,960)	(1,575,960)	(1,591,867)	(1,591,867)	-
3400 Other Funds Ltd	(662,206)	(729,275)	(729,275)	(740,281)	(740,281)	-
All Funds	(1,827,880)	(2,305,235)	(2,305,235)	(2,332,148)	(2,332,148)	-
AVAILABLE REVENUES						
8000 General Fund	8,528,744	9,784,658	10,441,182	10,888,581	10,882,677	-
3200 Other Funds Non-Ltd	1,164,249	775,557	775,557	768,616	768,616	-
3400 Other Funds Ltd	1,632,948	2,095,032	2,095,032	2,183,048	2,183,048	-
TOTAL AVAILABLE REVENUES	\$11,325,941	\$12,655,247	\$13,311,771	\$13,840,245	\$13,834,341	-
EXPENDITURES						
PERSONAL SERVICES						
SALARIES & WAGES						
3110 Class/Unclass Sal. and Per Diem						
8000 General Fund	5,135,985	6,283,932	6,283,932	6,453,702	6,453,702	-

Description	2011-13 Actuals	2013-15 Leg Adopted Budget	2013-15 Leg Approved Budget	2015-17 Agency Request Budget	2015-17 Governor's Budget	2015-17 Leg Adopted Budget
3400 Other Funds Ltd	702,665	898,742	898,742	939,066	939,066	-
All Funds	5,838,650	7,182,674	7,182,674	7,392,768	7,392,768	-
3160 Temporary Appointments						
3200 Other Funds Non-Ltd	4,537	10,486	10,486	10,801	10,801	-
3400 Other Funds Ltd	-	172,014	172,014	174,924	174,924	-
All Funds	4,537	182,500	182,500	185,725	185,725	-
3170 Overtime Payments						
8000 General Fund	1,256	8,596	8,596	8,854	8,854	-
3400 Other Funds Ltd	59	-	-	-	-	-
All Funds	1,315	8,596	8,596	8,854	8,854	-
SALARIES & WAGES						
8000 General Fund	5,137,241	6,292,528	6,292,528	6,462,556	6,462,556	-
3200 Other Funds Non-Ltd	4,537	10,486	10,486	10,801	10,801	-
3400 Other Funds Ltd	702,724	1,070,756	1,070,756	1,113,990	1,113,990	-
TOTAL SALARIES & WAGES	\$5,844,502	\$7,373,770	\$7,373,770	\$7,587,347	\$7,587,347	-
OTHER PAYROLL EXPENSES						
3210 Empl. Rel. Bd. Assessments						
8000 General Fund	1,536	1,510	1,510	1,663	1,663	-
3400 Other Funds Ltd	272	354	354	389	389	-
All Funds	1,808	1,864	1,864	2,052	2,052	-
3220 Public Employees' Retire Cont						
8000 General Fund	745,756	923,114	953,114	1,020,433	1,020,433	-
3400 Other Funds Ltd	108,194	131,848	141,848	148,276	148,276	-

Description	2011-13 Actuals	2013-15 Leg Adopted Budget	2013-15 Leg Approved Budget	2015-17 Agency Request Budget	2015-17 Governor's Budget	2015-17 Leg Adopted Budget
All Funds	853,950	1,054,962	1,094,962	1,168,709	1,168,709	-
3221 Pension Obligation Bond						
8000 General Fund	312,284	366,734	376,734	399,965	399,965	-
3400 Other Funds Ltd	43,937	55,231	55,231	58,118	58,118	-
All Funds	356,221	421,965	431,965	458,083	458,083	-
3230 Social Security Taxes						
8000 General Fund	401,254	472,453	472,453	484,005	484,005	-
3200 Other Funds Non-Ltd	347	802	802	826	826	-
3400 Other Funds Ltd	52,979	81,918	81,918	85,220	85,220	-
All Funds	454,580	555,173	555,173	570,051	570,051	-
3240 Unemployment Assessments						
8000 General Fund	19,973	81,468	81,468	83,912	83,912	-
3250 Worker's Comp. Assess. (WCD)						
8000 General Fund	1,879	2,224	2,224	2,607	2,607	-
3200 Other Funds Non-Ltd	5	-	-	-	-	-
3400 Other Funds Ltd	298	525	525	606	606	-
All Funds	2,182	2,749	2,749	3,213	3,213	-
3260 Mass Transit Tax						
8000 General Fund	32,639	35,623	35,623	38,775	38,775	-
3200 Other Funds Non-Ltd	27	63	63	63	63	-
3400 Other Funds Ltd	3,862	5,365	5,365	6,686	6,686	-
All Funds	36,528	41,051	41,051	45,524	45,524	-
3270 Flexible Benefits						

Budget Support - Detail Revenues and Expenditures

Cross Reference Number: 14200-000-00-00-00000

2015-17 Biennium

Legislative Counsel Committee

Description	2011-13 Actuals	2013-15 Leg Adopted Budget	2013-15 Leg Approved Budget	2015-17 Agency Request Budget	2015-17 Governor's Budget	2015-17 Leg Adopted Budget
8000 General Fund	1,024,878	1,152,432	1,229,772	1,152,432	1,152,432	-
3400 Other Funds Ltd	158,408	269,664	282,419	269,664	269,664	-
All Funds	1,183,286	1,422,096	1,512,191	1,422,096	1,422,096	-
3280 Other OPE						
3400 Other Funds Ltd	219,745	41,492	41,492	41,709	41,709	-
OTHER PAYROLL EXPENSES						
8000 General Fund	2,540,199	3,035,558	3,152,898	3,183,792	3,183,792	-
3200 Other Funds Non-Ltd	379	865	865	889	889	-
3400 Other Funds Ltd	587,695	586,397	609,152	610,668	610,668	-
TOTAL OTHER PAYROLL EXPENSES	\$3,128,273	\$3,622,820	\$3,762,915	\$3,795,349	\$3,795,349	-
P.S. BUDGET ADJUSTMENTS						
3455 Vacancy Savings						
3400 Other Funds Ltd	-	-	-	(210,829)	(210,829)	-
3465 Reconciliation Adjustment						
8000 General Fund	-	183,555	183,555	-	-	-
3200 Other Funds Non-Ltd	-	(783)	(783)	-	-	-
3400 Other Funds Ltd	-	32,293	32,293	-	-	-
All Funds	-	215,065	215,065	-	-	-
3991 PERS Policy Adjustment						
8000 General Fund	-	(221,132)	(221,132)	-	-	-
3400 Other Funds Ltd	-	(32,358)	(32,358)	-	-	-
All Funds	-	(253,490)	(253,490)	-	-	-

P.S. BUDGET ADJUSTMENTS

Description	2011-13 Actuals	2013-15 Leg Adopted Budget	2013-15 Leg Approved Budget	2015-17 Agency Request Budget	2015-17 Governor's Budget	2015-17 Leg Adopted Budget
8000 General Fund	-	(37,577)	(37,577)	-	-	-
3200 Other Funds Non-Ltd	-	(783)	(783)	-	-	-
3400 Other Funds Ltd	-	(65)	(65)	(210,829)	(210,829)	-
TOTAL P.S. BUDGET ADJUSTMENTS	-	(\$38,425)	(\$38,425)	(\$210,829)	(\$210,829)	-
PERSONAL SERVICES						
8000 General Fund	7,677,440	9,290,509	9,407,849	9,646,348	9,646,348	-
3200 Other Funds Non-Ltd	4,916	10,568	10,568	11,690	11,690	-
3400 Other Funds Ltd	1,290,419	1,657,088	1,679,843	1,513,829	1,513,829	-
TOTAL PERSONAL SERVICES	\$8,972,775	\$10,958,165	\$11,098,260	\$11,171,867	\$11,171,867	-
SERVICES & SUPPLIES						
4100 Instate Travel						
8000 General Fund	133	102	102	105	105	-
3200 Other Funds Non-Ltd	100	80	80	80	80	-
All Funds	233	182	182	185	185	-
4125 Out of State Travel						
8000 General Fund	-	1,536	1,536	1,582	1,582	-
4150 Employee Training						
8000 General Fund	13,221	41,984	41,984	43,244	43,244	-
4175 Office Expenses						
8000 General Fund	49,160	177,534	177,534	363,110	363,110	-
3200 Other Funds Non-Ltd	46,350	55,000	55,000	54,000	54,000	-
All Funds	95,510	232,534	232,534	417,110	417,110	-
4200 Telecommunications						

Budget Support - Detail Revenues and Expenditures

Cross Reference Number: 14200-000-00-00-00000

2015-17 Biennium

Legislative Counsel Committee

Description	2011-13 Actuals	2013-15 Leg Adopted Budget	2013-15 Leg Approved Budget	2015-17 Agency Request Budget	2015-17 Governor's Budget	2015-17 Leg Adopted Budget
8000 General Fund	18,616	50,012	50,012	51,512	51,512	-
4225 State Gov. Service Charges						
8000 General Fund	103,735	120,708	120,708	137,011	131,371	-
3200 Other Funds Non-Ltd	723	208	208	254	254	-
All Funds	104,458	120,916	120,916	137,265	131,625	-
4250 Data Processing						
8000 General Fund	2,408	62,722	62,722	64,604	64,604	-
3200 Other Funds Non-Ltd	100	-	-	-	-	-
All Funds	2,508	62,722	62,722	64,604	64,604	-
4275 Publicity and Publications						
3200 Other Funds Non-Ltd	446,486	460,000	460,000	428,000	428,000	-
4300 Professional Services						
8000 General Fund	582	918	918	946	946	-
3200 Other Funds Non-Ltd	-	13,712	13,712	13,712	13,712	-
All Funds	582	14,630	14,630	14,658	14,658	-
4315 IT Professional Services						
8000 General Fund	6,316	-	-	-	-	-
3200 Other Funds Non-Ltd	10,506	-	-	-	-	-
All Funds	16,822	-	-	-	-	-
4325 Attorney General						
8000 General Fund	315	5,470	5,470	5,634	5,370	-
4375 Employee Recruitment and Develop						
8000 General Fund	50	5,837	5,837	6,012	6,012	-

Description	2011-13 Actuals	2013-15 Leg Adopted Budget	2013-15 Leg Approved Budget	2015-17 Agency Request Budget	2015-17 Governor's Budget	2015-17 Leg Adopted Budget
4400 Dues and Subscriptions						
8000 General Fund	45,581	67,564	67,564	69,591	69,591	-
4425 Facilities Rental and Taxes						
3200 Other Funds Non-Ltd	15,503	14,400	14,400	14,400	14,400	-
4575 Agency Program Related S and S						
8000 General Fund	-	5,164	494,305	416,719	416,719	-
3200 Other Funds Non-Ltd	740	5,500	5,500	4,000	4,000	-
3400 Other Funds Ltd	-	668	668	688	688	-
All Funds	740	11,332	500,473	421,407	421,407	-
4650 Other Services and Supplies						
8000 General Fund	166	-	-	-	-	-
3200 Other Funds Non-Ltd	15,425	3,335	3,335	-	-	-
3400 Other Funds Ltd	148	557	557	574	574	-
All Funds	15,739	3,892	3,892	574	574	-
4675 Undistributed (S.S.)						
8000 General Fund	-	(200,172)	(150,129)	-	-	-
4700 Expendable Prop 250 - 5000						
8000 General Fund	-	11,410	11,410	11,752	11,752	-
4715 IT Expendable Property						
8000 General Fund	93,458	143,360	143,360	70,411	70,411	-
SERVICES & SUPPLIES						
8000 General Fund	333,741	494,149	1,033,333	1,242,233	1,236,329	-
3200 Other Funds Non-Ltd	535,933	552,235	552,235	514,446	514,446	-

Budget Support - Detail Revenues and Expenditures

Cross Reference Number: 14200-000-00-00-00000

2015-17 Biennium

Legislative Counsel Committee

Description	2011-13 Actuals	2013-15 Leg Adopted Budget	2013-15 Leg Approved Budget	2015-17 Agency Request Budget	2015-17 Governor's Budget	2015-17 Leg Adopted Budget
3400 Other Funds Ltd	148	1,225	1,225	1,262	1,262	-
TOTAL SERVICES & SUPPLIES	\$869,822	\$1,047,609	\$1,586,793	\$1,757,941	\$1,752,037	-
CAPITAL OUTLAY						
5550 Data Processing Software						
8000 General Fund	28,422	-	-	-	-	-
EXPENDITURES						
8000 General Fund	8,039,603	9,784,658	10,441,182	10,888,581	10,882,677	-
3200 Other Funds Non-Ltd	540,849	562,803	562,803	526,136	526,136	-
3400 Other Funds Ltd	1,290,567	1,658,313	1,681,068	1,515,091	1,515,091	-
TOTAL EXPENDITURES	\$9,871,019	\$12,005,774	\$12,685,053	\$12,929,808	\$12,923,904	-
REVERSIONS						
9900 Reversions						
8000 General Fund	(489,141)	-	-	-	-	-
ENDING BALANCE						
3200 Other Funds Non-Ltd	623,400	212,754	212,754	242,480	242,480	-
3400 Other Funds Ltd	342,381	436,719	413,964	667,957	667,957	-
TOTAL ENDING BALANCE	\$965,781	\$649,473	\$626,718	\$910,437	\$910,437	-
AUTHORIZED POSITIONS						
8150 Class/Unclass Positions	57	55	55	55	55	-
TOTAL AUTHORIZED POSITIONS	57	55	55	55	55	-
AUTHORIZED FTE						
8250 Class/Unclass FTE Positions	45.28	45.60	45.60	45.60	45.60	-
TOTAL AUTHORIZED FTE	45.28	45.60	45.60	45.60	45.60	-

Budget Support - Detail Revenues and Expenditures
 2015-17 Biennium
 General Program

Cross Reference Number: 14200-001-00-00-00000

Description	2011-13 Actuals	2013-15 Leg Adopted Budget	2013-15 Leg Approved Budget	2015-17 Agency Request Budget	2015-17 Governor's Budget	2015-17 Leg Adopted Budget
BEGINNING BALANCE						
0025 Beginning Balance						
3400 Other Funds Ltd	226,693	619,638	619,638	391,181	391,181	-
0030 Beginning Balance Adjustment						
3400 Other Funds Ltd	(8,970)	(300,566)	(300,566)	-	-	-
BEGINNING BALANCE						
3400 Other Funds Ltd	217,723	319,072	319,072	391,181	391,181	-
TOTAL BEGINNING BALANCE	\$217,723	\$319,072	\$319,072	\$391,181	\$391,181	-
REVENUE CATEGORIES						
GENERAL FUND APPROPRIATION						
0050 General Fund Appropriation						
8000 General Fund	8,528,744	9,784,658	10,441,182	10,888,581	10,882,677	-
CHARGES FOR SERVICES						
0410 Charges for Services						
3400 Other Funds Ltd	249,551	200,000	200,000	200,000	200,000	-
TRANSFERS IN						
1010 Transfer In - Intrafund						
3400 Other Funds Ltd	567,206	629,275	629,275	640,281	640,281	-
REVENUE CATEGORIES						
8000 General Fund	8,528,744	9,784,658	10,441,182	10,888,581	10,882,677	-
3400 Other Funds Ltd	816,757	829,275	829,275	840,281	840,281	-
TOTAL REVENUE CATEGORIES	\$9,345,501	\$10,613,933	\$11,270,457	\$11,728,862	\$11,722,958	-

AVAILABLE REVENUES

Budget Support - Detail Revenues and Expenditures
 2015-17 Biennium
 General Program

Cross Reference Number: 14200-001-00-00-00000

Description	2011-13 Actuals	2013-15 Leg Adopted Budget	2013-15 Leg Approved Budget	2015-17 Agency Request Budget	2015-17 Governor's Budget	2015-17 Leg Adopted Budget
8000 General Fund	8,528,744	9,784,658	10,441,182	10,888,581	10,882,677	-
3400 Other Funds Ltd	1,034,480	1,148,347	1,148,347	1,231,462	1,231,462	-
TOTAL AVAILABLE REVENUES	\$9,563,224	\$10,933,005	\$11,589,529	\$12,120,043	\$12,114,139	-
EXPENDITURES						
PERSONAL SERVICES						
SALARIES & WAGES						
3110 Class/Unclass Sal. and Per Diem						
8000 General Fund	5,135,985	6,283,932	6,283,932	6,453,702	6,453,702	-
3400 Other Funds Ltd	375,922	406,362	406,362	427,062	427,062	-
All Funds	5,511,907	6,690,294	6,690,294	6,880,764	6,880,764	-
3160 Temporary Appointments						
3400 Other Funds Ltd	-	97,014	97,014	99,924	99,924	-
3170 Overtime Payments						
8000 General Fund	1,256	8,596	8,596	8,854	8,854	-
SALARIES & WAGES						
8000 General Fund	5,137,241	6,292,528	6,292,528	6,462,556	6,462,556	-
3400 Other Funds Ltd	375,922	503,376	503,376	526,986	526,986	-
TOTAL SALARIES & WAGES	\$5,513,163	\$6,795,904	\$6,795,904	\$6,989,542	\$6,989,542	-
OTHER PAYROLL EXPENSES						
3210 Empl. Rel. Bd. Assessments						
8000 General Fund	1,536	1,510	1,510	1,663	1,663	-
3400 Other Funds Ltd	112	110	110	121	121	-
All Funds	1,648	1,620	1,620	1,784	1,784	-

Budget Support - Detail Revenues and Expenditures
 2015-17 Biennium
 General Program

Cross Reference Number: 14200-001-00-00-00000

Description	2011-13 Actuals	2013-15 Leg Adopted Budget	2013-15 Leg Approved Budget	2015-17 Agency Request Budget	2015-17 Governor's Budget	2015-17 Leg Adopted Budget
3220 Public Employees' Retire Cont						
8000 General Fund	745,756	923,114	953,114	1,020,433	1,020,433	-
3400 Other Funds Ltd	58,209	59,615	69,615	67,432	67,432	-
All Funds	803,965	982,729	1,022,729	1,087,865	1,087,865	-
3221 Pension Obligation Bond						
8000 General Fund	312,284	366,734	376,734	399,965	399,965	-
3400 Other Funds Ltd	23,578	24,996	24,996	26,295	26,295	-
All Funds	335,862	391,730	401,730	426,260	426,260	-
3230 Social Security Taxes						
8000 General Fund	401,254	472,453	472,453	484,005	484,005	-
3400 Other Funds Ltd	28,324	38,511	38,511	40,314	40,314	-
All Funds	429,578	510,964	510,964	524,319	524,319	-
3240 Unemployment Assessments						
8000 General Fund	19,973	81,468	81,468	83,912	83,912	-
3250 Worker's Comp. Assess. (WCD)						
8000 General Fund	1,879	2,224	2,224	2,607	2,607	-
3400 Other Funds Ltd	136	165	165	188	188	-
All Funds	2,015	2,389	2,389	2,795	2,795	-
3260 Mass Transit Tax						
8000 General Fund	32,639	35,623	35,623	38,775	38,775	-
3400 Other Funds Ltd	2,256	2,428	2,428	3,162	3,162	-
All Funds	34,895	38,051	38,051	41,937	41,937	-
3270 Flexible Benefits						

Budget Support - Detail Revenues and Expenditures
 2015-17 Biennium
 General Program

Cross Reference Number: 14200-001-00-00-00000

Description	2011-13 Actuals	2013-15 Leg Adopted Budget	2013-15 Leg Approved Budget	2015-17 Agency Request Budget	2015-17 Governor's Budget	2015-17 Leg Adopted Budget
8000 General Fund	1,024,878	1,152,432	1,229,772	1,152,432	1,152,432	-
3400 Other Funds Ltd	78,669	83,952	96,707	83,952	83,952	-
All Funds	1,103,547	1,236,384	1,326,479	1,236,384	1,236,384	-
3280 Other OPE						
3400 Other Funds Ltd	124,745	22,230	22,230	22,897	22,897	-
OTHER PAYROLL EXPENSES						
8000 General Fund	2,540,199	3,035,558	3,152,898	3,183,792	3,183,792	-
3400 Other Funds Ltd	316,029	232,007	254,762	244,361	244,361	-
TOTAL OTHER PAYROLL EXPENSES	\$2,856,228	\$3,267,565	\$3,407,660	\$3,428,153	\$3,428,153	-
P.S. BUDGET ADJUSTMENTS						
3465 Reconciliation Adjustment						
8000 General Fund	-	183,555	183,555	-	-	-
3400 Other Funds Ltd	-	10,628	10,628	-	-	-
All Funds	-	194,183	194,183	-	-	-
3991 PERS Policy Adjustment						
8000 General Fund	-	(221,132)	(221,132)	-	-	-
3400 Other Funds Ltd	-	(14,630)	(14,630)	-	-	-
All Funds	-	(235,762)	(235,762)	-	-	-
P.S. BUDGET ADJUSTMENTS						
8000 General Fund	-	(37,577)	(37,577)	-	-	-
3400 Other Funds Ltd	-	(4,002)	(4,002)	-	-	-
TOTAL P.S. BUDGET ADJUSTMENTS	-	(\$41,579)	(\$41,579)	-	-	-

PERSONAL SERVICES

Budget Support - Detail Revenues and Expenditures

Cross Reference Number: 14200-001-00-00-00000

2015-17 Biennium

General Program

Description	2011-13 Actuals	2013-15 Leg Adopted Budget	2013-15 Leg Approved Budget	2015-17 Agency Request Budget	2015-17 Governor's Budget	2015-17 Leg Adopted Budget
8000 General Fund	7,677,440	9,290,509	9,407,849	9,646,348	9,646,348	-
3400 Other Funds Ltd	691,951	731,381	754,136	771,347	771,347	-
TOTAL PERSONAL SERVICES	\$8,369,391	\$10,021,890	\$10,161,985	\$10,417,695	\$10,417,695	-
SERVICES & SUPPLIES						
4100 Instate Travel						
8000 General Fund	133	102	102	105	105	-
4125 Out of State Travel						
8000 General Fund	-	1,536	1,536	1,582	1,582	-
4150 Employee Training						
8000 General Fund	13,221	41,984	41,984	43,244	43,244	-
4175 Office Expenses						
8000 General Fund	49,160	177,534	177,534	363,110	363,110	-
4200 Telecommunications						
8000 General Fund	18,616	50,012	50,012	51,512	51,512	-
4225 State Gov. Service Charges						
8000 General Fund	103,735	120,708	120,708	137,011	131,371	-
4250 Data Processing						
8000 General Fund	2,408	62,722	62,722	64,604	64,604	-
4300 Professional Services						
8000 General Fund	582	918	918	946	946	-
4315 IT Professional Services						
8000 General Fund	6,316	-	-	-	-	-
4325 Attorney General						

Budget Support - Detail Revenues and Expenditures
 2015-17 Biennium
 General Program

Cross Reference Number: 14200-001-00-00-00000

Description	2011-13 Actuals	2013-15 Leg Adopted Budget	2013-15 Leg Approved Budget	2015-17 Agency Request Budget	2015-17 Governor's Budget	2015-17 Leg Adopted Budget
8000 General Fund	315	5,470	5,470	5,634	5,370	-
4375 Employee Recruitment and Develop						
8000 General Fund	50	5,837	5,837	6,012	6,012	-
4400 Dues and Subscriptions						
8000 General Fund	45,581	67,564	67,564	69,591	69,591	-
4575 Agency Program Related S and S						
8000 General Fund	-	5,164	494,305	416,719	416,719	-
3400 Other Funds Ltd	-	668	668	688	688	-
All Funds	-	5,832	494,973	417,407	417,407	-
4650 Other Services and Supplies						
8000 General Fund	166	-	-	-	-	-
3400 Other Funds Ltd	148	557	557	574	574	-
All Funds	314	557	557	574	574	-
4675 Undistributed (S.S.)						
8000 General Fund	-	(200,172)	(150,129)	-	-	-
4700 Expendable Prop 250 - 5000						
8000 General Fund	-	11,410	11,410	11,752	11,752	-
4715 IT Expendable Property						
8000 General Fund	93,458	143,360	143,360	70,411	70,411	-
SERVICES & SUPPLIES						
8000 General Fund	333,741	494,149	1,033,333	1,242,233	1,236,329	-
3400 Other Funds Ltd	148	1,225	1,225	1,262	1,262	-
TOTAL SERVICES & SUPPLIES	\$333,889	\$495,374	\$1,034,558	\$1,243,495	\$1,237,591	-

Budget Support - Detail Revenues and Expenditures
 2015-17 Biennium
 General Program

Cross Reference Number: 14200-001-00-00-00000

Description	2011-13 Actuals	2013-15 Leg Adopted Budget	2013-15 Leg Approved Budget	2015-17 Agency Request Budget	2015-17 Governor's Budget	2015-17 Leg Adopted Budget
CAPITAL OUTLAY						
5550 Data Processing Software						
8000 General Fund	28,422	-	-	-	-	-
EXPENDITURES						
8000 General Fund	8,039,603	9,784,658	10,441,182	10,888,581	10,882,677	-
3400 Other Funds Ltd	692,099	732,606	755,361	772,609	772,609	-
TOTAL EXPENDITURES	\$8,731,702	\$10,517,264	\$11,196,543	\$11,661,190	\$11,655,286	-
REVERSIONS						
9900 Reversions						
8000 General Fund	(489,141)	-	-	-	-	-
ENDING BALANCE						
3400 Other Funds Ltd	342,381	415,741	392,986	458,853	458,853	-
TOTAL ENDING BALANCE	\$342,381	\$415,741	\$392,986	\$458,853	\$458,853	-
AUTHORIZED POSITIONS						
8150 Class/Unclass Positions	45	43	43	43	43	-
TOTAL AUTHORIZED POSITIONS	45	43	43	43	43	-
AUTHORIZED FTE						
8250 Class/Unclass FTE Positions	40.20	40.52	40.52	40.52	40.52	-
TOTAL AUTHORIZED FTE	40.20	40.52	40.52	40.52	40.52	-

Budget Support - Detail Revenues and Expenditures
 2015-17 Biennium
 ORS Publications

Cross Reference Number: 14200-002-00-00-00000

Description	2011-13 Actuals	2013-15 Leg Adopted Budget	2013-15 Leg Approved Budget	2015-17 Agency Request Budget	2015-17 Governor's Budget	2015-17 Leg Adopted Budget
BEGINNING BALANCE						
0025 Beginning Balance						
3200 Other Funds Non-Ltd	359,736	39,601	39,601	500,000	500,000	-
3400 Other Funds Ltd	-	29,290	29,290	-	-	-
All Funds	359,736	68,891	68,891	500,000	500,000	-
0030 Beginning Balance Adjustment						
3200 Other Funds Non-Ltd	(25,740)	460,399	460,399	-	-	-
3400 Other Funds Ltd	-	(29,290)	(29,290)	-	-	-
All Funds	(25,740)	431,109	431,109	-	-	-
BEGINNING BALANCE						
3200 Other Funds Non-Ltd	333,996	500,000	500,000	500,000	500,000	-
3400 Other Funds Ltd	-	-	-	-	-	-
TOTAL BEGINNING BALANCE	\$333,996	\$500,000	\$500,000	\$500,000	\$500,000	-
REVENUE CATEGORIES						
SALES INCOME						
0705 Sales Income						
3200 Other Funds Non-Ltd	1,827,049	1,700,000	1,700,000	1,700,000	1,700,000	-
TRANSFERS IN						
1010 Transfer In - Intrafund						
3400 Other Funds Ltd	1,260,674	1,675,960	1,675,960	1,691,867	1,691,867	-
REVENUE CATEGORIES						
3200 Other Funds Non-Ltd	1,827,049	1,700,000	1,700,000	1,700,000	1,700,000	-
3400 Other Funds Ltd	1,260,674	1,675,960	1,675,960	1,691,867	1,691,867	-

Budget Support - Detail Revenues and Expenditures
 2015-17 Biennium
 ORS Publications

Cross Reference Number: 14200-002-00-00-00000

Description	2011-13 Actuals	2013-15 Leg Adopted Budget	2013-15 Leg Approved Budget	2015-17 Agency Request Budget	2015-17 Governor's Budget	2015-17 Leg Adopted Budget
TOTAL REVENUE CATEGORIES	\$3,087,723	\$3,375,960	\$3,375,960	\$3,391,867	\$3,391,867	-
TRANSFERS OUT						
2010 Transfer Out - Intrafund						
3200 Other Funds Non-Ltd	(1,165,674)	(1,575,960)	(1,575,960)	(1,591,867)	(1,591,867)	-
3400 Other Funds Ltd	(662,206)	(729,275)	(729,275)	(740,281)	(740,281)	-
All Funds	(1,827,880)	(2,305,235)	(2,305,235)	(2,332,148)	(2,332,148)	-
AVAILABLE REVENUES						
3200 Other Funds Non-Ltd	995,371	624,040	624,040	608,133	608,133	-
3400 Other Funds Ltd	598,468	946,685	946,685	951,586	951,586	-
TOTAL AVAILABLE REVENUES	\$1,593,839	\$1,570,725	\$1,570,725	\$1,559,719	\$1,559,719	-
EXPENDITURES						
PERSONAL SERVICES						
SALARIES & WAGES						
3110 Class/Unclass Sal. and Per Diem						
3400 Other Funds Ltd	326,743	492,380	492,380	512,004	512,004	-
3160 Temporary Appointments						
3200 Other Funds Non-Ltd	4,537	10,486	10,486	10,801	10,801	-
3400 Other Funds Ltd	-	75,000	75,000	75,000	75,000	-
All Funds	4,537	85,486	85,486	85,801	85,801	-
3170 Overtime Payments						
3400 Other Funds Ltd	59	-	-	-	-	-
SALARIES & WAGES						
3200 Other Funds Non-Ltd	4,537	10,486	10,486	10,801	10,801	-

Budget Support - Detail Revenues and Expenditures
 2015-17 Biennium
 ORS Publications

Cross Reference Number: 14200-002-00-00-00000

Description	2011-13 Actuals	2013-15 Leg Adopted Budget	2013-15 Leg Approved Budget	2015-17 Agency Request Budget	2015-17 Governor's Budget	2015-17 Leg Adopted Budget
3400 Other Funds Ltd	326,802	567,380	567,380	587,004	587,004	-
TOTAL SALARIES & WAGES	\$331,339	\$577,866	\$577,866	\$597,805	\$597,805	-
OTHER PAYROLL EXPENSES						
3210 Empl. Rel. Bd. Assessments						
3400 Other Funds Ltd	160	244	244	268	268	-
3220 Public Employees' Retire Cont						
3400 Other Funds Ltd	49,985	72,233	72,233	80,844	80,844	-
3221 Pension Obligation Bond						
3400 Other Funds Ltd	20,359	30,235	30,235	31,823	31,823	-
3230 Social Security Taxes						
3200 Other Funds Non-Ltd	347	802	802	826	826	-
3400 Other Funds Ltd	24,655	43,407	43,407	44,906	44,906	-
All Funds	25,002	44,209	44,209	45,732	45,732	-
3250 Worker's Comp. Assess. (WCD)						
3200 Other Funds Non-Ltd	5	-	-	-	-	-
3400 Other Funds Ltd	162	360	360	418	418	-
All Funds	167	360	360	418	418	-
3260 Mass Transit Tax						
3200 Other Funds Non-Ltd	27	63	63	63	63	-
3400 Other Funds Ltd	1,606	2,937	2,937	3,524	3,524	-
All Funds	1,633	3,000	3,000	3,587	3,587	-
3270 Flexible Benefits						
3400 Other Funds Ltd	79,739	185,712	185,712	185,712	185,712	-

Budget Support - Detail Revenues and Expenditures
 2015-17 Biennium
 ORS Publications

Cross Reference Number: 14200-002-00-00-00000

Description	2011-13 Actuals	2013-15 Leg Adopted Budget	2013-15 Leg Approved Budget	2015-17 Agency Request Budget	2015-17 Governor's Budget	2015-17 Leg Adopted Budget
3280 Other OPE						
3400 Other Funds Ltd	95,000	19,262	19,262	18,812	18,812	-
OTHER PAYROLL EXPENSES						
3200 Other Funds Non-Ltd	379	865	865	889	889	-
3400 Other Funds Ltd	271,666	354,390	354,390	366,307	366,307	-
TOTAL OTHER PAYROLL EXPENSES	\$272,045	\$355,255	\$355,255	\$367,196	\$367,196	-
P.S. BUDGET ADJUSTMENTS						
3455 Vacancy Savings						
3400 Other Funds Ltd	-	-	-	(210,829)	(210,829)	-
3465 Reconciliation Adjustment						
3200 Other Funds Non-Ltd	-	(783)	(783)	-	-	-
3400 Other Funds Ltd	-	21,665	21,665	-	-	-
All Funds	-	20,882	20,882	-	-	-
3991 PERS Policy Adjustment						
3400 Other Funds Ltd	-	(17,728)	(17,728)	-	-	-
P.S. BUDGET ADJUSTMENTS						
3200 Other Funds Non-Ltd	-	(783)	(783)	-	-	-
3400 Other Funds Ltd	-	3,937	3,937	(210,829)	(210,829)	-
TOTAL P.S. BUDGET ADJUSTMENTS	-	\$3,154	\$3,154	(\$210,829)	(\$210,829)	-
PERSONAL SERVICES						
3200 Other Funds Non-Ltd	4,916	10,568	10,568	11,690	11,690	-
3400 Other Funds Ltd	598,468	925,707	925,707	742,482	742,482	-
TOTAL PERSONAL SERVICES	\$603,384	\$936,275	\$936,275	\$754,172	\$754,172	-

Budget Support - Detail Revenues and Expenditures
 2015-17 Biennium
 ORS Publications

Cross Reference Number: 14200-002-00-00-00000

Description	2011-13 Actuals	2013-15 Leg Adopted Budget	2013-15 Leg Approved Budget	2015-17 Agency Request Budget	2015-17 Governor's Budget	2015-17 Leg Adopted Budget
SERVICES & SUPPLIES						
4100 Instate Travel						
3200 Other Funds Non-Ltd	100	80	80	80	80	-
4175 Office Expenses						
3200 Other Funds Non-Ltd	42,778	45,000	45,000	50,000	50,000	-
4225 State Gov. Service Charges						
3200 Other Funds Non-Ltd	611	104	104	150	150	-
4250 Data Processing						
3200 Other Funds Non-Ltd	100	-	-	-	-	-
4275 Publicity and Publications						
3200 Other Funds Non-Ltd	412,296	400,000	400,000	400,000	400,000	-
4300 Professional Services						
3200 Other Funds Non-Ltd	-	13,712	13,712	13,712	13,712	-
4315 IT Professional Services						
3200 Other Funds Non-Ltd	8,575	-	-	-	-	-
4425 Facilities Rental and Taxes						
3200 Other Funds Non-Ltd	13,632	7,200	7,200	7,200	7,200	-
4575 Agency Program Related S and S						
3200 Other Funds Non-Ltd	740	-	-	-	-	-
4650 Other Services and Supplies						
3200 Other Funds Non-Ltd	12,106	-	-	-	-	-
SERVICES & SUPPLIES						
3200 Other Funds Non-Ltd	490,938	466,096	466,096	471,142	471,142	-

Budget Support - Detail Revenues and Expenditures
 2015-17 Biennium
 ORS Publications

Cross Reference Number: 14200-002-00-00-00000

Description	2011-13 Actuals	2013-15 Leg Adopted Budget	2013-15 Leg Approved Budget	2015-17 Agency Request Budget	2015-17 Governor's Budget	2015-17 Leg Adopted Budget
TOTAL SERVICES & SUPPLIES	\$490,938	\$466,096	\$466,096	\$471,142	\$471,142	-
EXPENDITURES						
3200 Other Funds Non-Ltd	495,854	476,664	476,664	482,832	482,832	-
3400 Other Funds Ltd	598,468	925,707	925,707	742,482	742,482	-
TOTAL EXPENDITURES	\$1,094,322	\$1,402,371	\$1,402,371	\$1,225,314	\$1,225,314	-
ENDING BALANCE						
3200 Other Funds Non-Ltd	499,517	147,376	147,376	125,301	125,301	-
3400 Other Funds Ltd	-	20,978	20,978	209,104	209,104	-
TOTAL ENDING BALANCE	\$499,517	\$168,354	\$168,354	\$334,405	\$334,405	-
AUTHORIZED POSITIONS						
8150 Class/Unclass Positions	12	12	12	12	12	-
TOTAL AUTHORIZED POSITIONS	12	12	12	12	12	-
AUTHORIZED FTE						
8250 Class/Unclass FTE Positions	5.08	5.08	5.08	5.08	5.08	-
TOTAL AUTHORIZED FTE	5.08	5.08	5.08	5.08	5.08	-

Budget Support - Detail Revenues and Expenditures

Cross Reference Number: 14200-004-00-00-00000

2015-17 Biennium

Legislative Publications

Description	2011-13 Actuals	2013-15 Leg Adopted Budget	2013-15 Leg Approved Budget	2015-17 Agency Request Budget	2015-17 Governor's Budget	2015-17 Leg Adopted Budget
BEGINNING BALANCE						
0025 Beginning Balance						
3200 Other Funds Non-Ltd	143,811	46,973	46,973	123,883	123,883	-
0030 Beginning Balance Adjustment						
3200 Other Funds Non-Ltd	(7,573)	56,419	56,419	-	-	-
BEGINNING BALANCE						
3200 Other Funds Non-Ltd	136,238	103,392	103,392	123,883	123,883	-
TOTAL BEGINNING BALANCE	\$136,238	\$103,392	\$103,392	\$123,883	\$123,883	-
REVENUE CATEGORIES						
SALES INCOME						
0705 Sales Income						
3200 Other Funds Non-Ltd	32,640	48,125	48,125	36,600	36,600	-
AVAILABLE REVENUES						
3200 Other Funds Non-Ltd	168,878	151,517	151,517	160,483	160,483	-
TOTAL AVAILABLE REVENUES	\$168,878	\$151,517	\$151,517	\$160,483	\$160,483	-
EXPENDITURES						
SERVICES & SUPPLIES						
4175 Office Expenses						
3200 Other Funds Non-Ltd	3,572	10,000	10,000	4,000	4,000	-
4225 State Gov. Service Charges						
3200 Other Funds Non-Ltd	112	104	104	104	104	-
4275 Publicity and Publications						
3200 Other Funds Non-Ltd	34,190	60,000	60,000	28,000	28,000	-

Description	2011-13 Actuals	2013-15 Leg Adopted Budget	2013-15 Leg Approved Budget	2015-17 Agency Request Budget	2015-17 Governor's Budget	2015-17 Leg Adopted Budget
4315 IT Professional Services						
3200 Other Funds Non-Ltd	1,931	-	-	-	-	-
4425 Facilities Rental and Taxes						
3200 Other Funds Non-Ltd	1,871	7,200	7,200	7,200	7,200	-
4575 Agency Program Related S and S						
3200 Other Funds Non-Ltd	-	5,500	5,500	4,000	4,000	-
4650 Other Services and Supplies						
3200 Other Funds Non-Ltd	3,319	3,335	3,335	-	-	-
SERVICES & SUPPLIES						
3200 Other Funds Non-Ltd	44,995	86,139	86,139	43,304	43,304	-
TOTAL SERVICES & SUPPLIES	\$44,995	\$86,139	\$86,139	\$43,304	\$43,304	-
ENDING BALANCE						
3200 Other Funds Non-Ltd	123,883	65,378	65,378	117,179	117,179	-
TOTAL ENDING BALANCE	\$123,883	\$65,378	\$65,378	\$117,179	\$117,179	-

Description	Agency Request Budget (V-01) 2015-17 Base Budget	Governor's Budget (Y-01) 2015-17 Base Budget	Column 2 minus Column 1	% Change from Column 1 to Column 2
	Column 1	Column 2		
BEGINNING BALANCE				
0025 Beginning Balance				
3400 Other Funds Ltd	391,181	391,181	0	-
REVENUE CATEGORIES				
GENERAL FUND APPROPRIATION				
0050 General Fund Appropriation				
8000 General Fund	10,800,664	10,800,664	0	-
CHARGES FOR SERVICES				
0410 Charges for Services				
3400 Other Funds Ltd	200,000	200,000	0	-
TRANSFERS IN				
1010 Transfer In - Intrafund				
3400 Other Funds Ltd	638,848	638,848	0	-
TOTAL REVENUES				
8000 General Fund	10,800,664	10,800,664	0	-
3400 Other Funds Ltd	838,848	838,848	0	-
TOTAL REVENUES	\$11,639,512	\$11,639,512	0	-
AVAILABLE REVENUES				
8000 General Fund	10,800,664	10,800,664	0	-
3400 Other Funds Ltd	1,230,029	1,230,029	0	-
TOTAL AVAILABLE REVENUES	\$12,030,693	\$12,030,693	0	-
EXPENDITURES				
PERSONAL SERVICES				
SALARIES & WAGES				

Description	Agency Request Budget (V-01) 2015-17 Base Budget	Governor's Budget (Y-01) 2015-17 Base Budget	Column 2 minus Column 1	% Change from Column 1 to Column 2
	Column 1	Column 2		
3110 Class/Unclass Sal. and Per Diem				
8000 General Fund	6,453,702	6,453,702	0	-
3400 Other Funds Ltd	427,062	427,062	0	-
All Funds	6,880,764	6,880,764	0	-
3160 Temporary Appointments				
3400 Other Funds Ltd	97,014	97,014	0	-
3170 Overtime Payments				
8000 General Fund	8,596	8,596	0	-
TOTAL SALARIES & WAGES				
8000 General Fund	6,462,298	6,462,298	0	-
3400 Other Funds Ltd	524,076	524,076	0	-
TOTAL SALARIES & WAGES	\$6,986,374	\$6,986,374	0	-
OTHER PAYROLL EXPENSES				
3210 Empl. Rel. Bd. Assessments				
8000 General Fund	1,663	1,663	0	-
3400 Other Funds Ltd	121	121	0	-
All Funds	1,784	1,784	0	-
3220 Public Employees' Retire Cont				
8000 General Fund	1,020,392	1,020,392	0	-
3400 Other Funds Ltd	67,432	67,432	0	-
All Funds	1,087,824	1,087,824	0	-
3221 Pension Obligation Bond				
8000 General Fund	376,734	376,734	0	-
3400 Other Funds Ltd	24,996	24,996	0	-

Description	Agency Request Budget (V-01) 2015-17 Base Budget	Governor's Budget (Y-01) 2015-17 Base Budget	Column 2 minus Column 1	% Change from Column 1 to Column 2
	Column 1	Column 2		
All Funds	401,730	401,730	0	-
3230 Social Security Taxes				
8000 General Fund	483,985	483,985	0	-
3400 Other Funds Ltd	40,091	40,091	0	-
All Funds	524,076	524,076	0	-
3240 Unemployment Assessments				
8000 General Fund	81,468	81,468	0	-
3250 Worker's Comp. Assess. (WCD)				
8000 General Fund	2,607	2,607	0	-
3400 Other Funds Ltd	188	188	0	-
All Funds	2,795	2,795	0	-
3260 Mass Transit Tax				
8000 General Fund	35,623	35,623	0	-
3400 Other Funds Ltd	2,428	2,428	0	-
All Funds	38,051	38,051	0	-
3270 Flexible Benefits				
8000 General Fund	1,152,432	1,152,432	0	-
3400 Other Funds Ltd	83,952	83,952	0	-
All Funds	1,236,384	1,236,384	0	-
3280 Other OPE				
3400 Other Funds Ltd	22,230	22,230	0	-
TOTAL OTHER PAYROLL EXPENSES				
8000 General Fund	3,154,904	3,154,904	0	-
3400 Other Funds Ltd	241,438	241,438	0	-

Version / Column Comparison Report - Detail
 2015-17 Biennium
 General Program

Cross Reference Number:14200-001-00-00-00000

Description	Agency Request Budget (V-01) 2015-17 Base Budget	Governor's Budget (Y-01) 2015-17 Base Budget	Column 2 minus Column 1	% Change from Column 1 to Column 2
	Column 1	Column 2		
TOTAL OTHER PAYROLL EXPENSES	\$3,396,342	\$3,396,342	0	-
TOTAL PERSONAL SERVICES				
8000 General Fund	9,617,202	9,617,202	0	-
3400 Other Funds Ltd	765,514	765,514	0	-
TOTAL PERSONAL SERVICES	\$10,382,716	\$10,382,716	0	-
SERVICES & SUPPLIES				
4100 Instate Travel				
8000 General Fund	102	102	0	-
4125 Out of State Travel				
8000 General Fund	1,536	1,536	0	-
4150 Employee Training				
8000 General Fund	41,984	41,984	0	-
4175 Office Expenses				
8000 General Fund	352,534	352,534	0	-
4200 Telecommunications				
8000 General Fund	50,012	50,012	0	-
4225 State Gov. Service Charges				
8000 General Fund	110,431	110,431	0	-
4250 Data Processing				
8000 General Fund	62,722	62,722	0	-
4300 Professional Services				
8000 General Fund	918	918	0	-
4325 Attorney General				
8000 General Fund	5,470	5,470	0	-

Description	Agency Request Budget (V-01) 2015-17 Base Budget	Governor's Budget (Y-01) 2015-17 Base Budget	Column 2 minus Column 1	% Change from Column 1 to Column 2
	Column 1	Column 2		
4375 Employee Recruitment and Develop				
8000 General Fund	5,837	5,837	0	-
4400 Dues and Subscriptions				
8000 General Fund	67,564	67,564	0	-
4575 Agency Program Related S and S				
8000 General Fund	404,582	404,582	0	-
3400 Other Funds Ltd	668	668	0	-
All Funds	405,250	405,250	0	-
4650 Other Services and Supplies				
3400 Other Funds Ltd	557	557	0	-
4700 Expendable Prop 250 - 5000				
8000 General Fund	11,410	11,410	0	-
4715 IT Expendable Property				
8000 General Fund	68,360	68,360	0	-
TOTAL SERVICES & SUPPLIES				
8000 General Fund	1,183,462	1,183,462	0	-
3400 Other Funds Ltd	1,225	1,225	0	-
TOTAL SERVICES & SUPPLIES	\$1,184,687	\$1,184,687	0	-
TOTAL EXPENDITURES				
8000 General Fund	10,800,664	10,800,664	0	-
3400 Other Funds Ltd	766,739	766,739	0	-
TOTAL EXPENDITURES	\$11,567,403	\$11,567,403	0	-
ENDING BALANCE				
3400 Other Funds Ltd	463,290	463,290	0	-

Description	Agency Request Budget (V-01) 2015-17 Base Budget	Governor's Budget (Y-01) 2015-17 Base Budget	Column 2 minus Column 1	% Change from Column 1 to Column 2
	Column 1	Column 2		

AUTHORIZED POSITIONS

8150 Class/Unclass Positions	43	43	0	-
------------------------------	----	----	---	---

AUTHORIZED FTE

8250 Class/Unclass FTE Positions	40.52	40.52	0	-
----------------------------------	-------	-------	---	---

Description	Agency Request Budget (V-01) 2015-17 Base Budget	Governor's Budget (Y-01) 2015-17 Base Budget	Column 2 minus Column 1	% Change from Column 1 to Column 2
	Column 1	Column 2		
BEGINNING BALANCE				
0025 Beginning Balance				
3200 Other Funds Non-Ltd	500,000	500,000	0	-
REVENUE CATEGORIES				
SALES INCOME				
0705 Sales Income				
3200 Other Funds Non-Ltd	1,700,000	1,700,000	0	-
TRANSFERS IN				
1010 Transfer In - Intrafund				
3400 Other Funds Ltd	1,691,867	1,691,867	0	-
TOTAL REVENUES				
3200 Other Funds Non-Ltd	1,700,000	1,700,000	0	-
3400 Other Funds Ltd	1,691,867	1,691,867	0	-
TOTAL REVENUES	\$3,391,867	\$3,391,867	0	-
TRANSFERS OUT				
2010 Transfer Out - Intrafund				
3200 Other Funds Non-Ltd	(1,591,867)	(1,591,867)	0	-
3400 Other Funds Ltd	(740,281)	(740,281)	0	-
All Funds	(2,332,148)	(2,332,148)	0	-
AVAILABLE REVENUES				
3200 Other Funds Non-Ltd	608,133	608,133	0	-
3400 Other Funds Ltd	951,586	951,586	0	-
TOTAL AVAILABLE REVENUES	\$1,559,719	\$1,559,719	0	-
EXPENDITURES				

Description	Agency Request Budget (V-01) 2015-17 Base Budget	Governor's Budget (Y-01) 2015-17 Base Budget	Column 2 minus Column 1	% Change from Column 1 to Column 2
	Column 1	Column 2		
PERSONAL SERVICES				
SALARIES & WAGES				
3110 Class/Unclass Sal. and Per Diem				
3400 Other Funds Ltd	512,004	512,004	0	-
3160 Temporary Appointments				
3200 Other Funds Non-Ltd	10,486	10,486	0	-
3400 Other Funds Ltd	75,000	75,000	0	-
All Funds	85,486	85,486	0	-
TOTAL SALARIES & WAGES				
3200 Other Funds Non-Ltd	10,486	10,486	0	-
3400 Other Funds Ltd	587,004	587,004	0	-
TOTAL SALARIES & WAGES	\$597,490	\$597,490	0	-
OTHER PAYROLL EXPENSES				
3210 Empl. Rel. Bd. Assessments				
3400 Other Funds Ltd	268	268	0	-
3220 Public Employees' Retire Cont				
3400 Other Funds Ltd	80,844	80,844	0	-
3221 Pension Obligation Bond				
3400 Other Funds Ltd	30,235	30,235	0	-
3230 Social Security Taxes				
3200 Other Funds Non-Ltd	802	802	0	-
3400 Other Funds Ltd	44,906	44,906	0	-
All Funds	45,708	45,708	0	-
3250 Worker's Comp. Assess. (WCD)				

Description	Agency Request Budget (V-01) 2015-17 Base Budget	Governor's Budget (Y-01) 2015-17 Base Budget	Column 2 minus Column 1	% Change from Column 1 to Column 2
	Column 1	Column 2		
3400 Other Funds Ltd	418	418	0	-
3260 Mass Transit Tax				
3200 Other Funds Non-Ltd	63	63	0	-
3400 Other Funds Ltd	2,937	2,937	0	-
All Funds	3,000	3,000	0	-
3270 Flexible Benefits				
3400 Other Funds Ltd	185,712	185,712	0	-
3280 Other OPE				
3400 Other Funds Ltd	19,262	19,262	0	-
TOTAL OTHER PAYROLL EXPENSES				
3200 Other Funds Non-Ltd	865	865	0	-
3400 Other Funds Ltd	364,582	364,582	0	-
TOTAL OTHER PAYROLL EXPENSES	\$365,447	\$365,447	0	-
TOTAL PERSONAL SERVICES				
3200 Other Funds Non-Ltd	11,351	11,351	0	-
3400 Other Funds Ltd	951,586	951,586	0	-
TOTAL PERSONAL SERVICES	\$962,937	\$962,937	0	-
SERVICES & SUPPLIES				
4100 Instate Travel				
3200 Other Funds Non-Ltd	80	80	0	-
4175 Office Expenses				
3200 Other Funds Non-Ltd	50,000	50,000	0	-
4225 State Gov. Service Charges				
3200 Other Funds Non-Ltd	150	150	0	-

Description	Agency Request Budget (V-01) 2015-17 Base Budget	Governor's Budget (Y-01) 2015-17 Base Budget	Column 2 minus Column 1	% Change from Column 1 to Column 2
	Column 1	Column 2		
4275 Publicity and Publications				
3200 Other Funds Non-Ltd	400,000	400,000	0	-
4300 Professional Services				
3200 Other Funds Non-Ltd	13,712	13,712	0	-
4425 Facilities Rental and Taxes				
3200 Other Funds Non-Ltd	7,200	7,200	0	-
TOTAL SERVICES & SUPPLIES				
3200 Other Funds Non-Ltd	471,142	471,142	0	-
TOTAL EXPENDITURES				
3200 Other Funds Non-Ltd	482,493	482,493	0	-
3400 Other Funds Ltd	951,586	951,586	0	-
TOTAL EXPENDITURES	\$1,434,079	\$1,434,079	0	-
ENDING BALANCE				
3200 Other Funds Non-Ltd	125,640	125,640	0	-
AUTHORIZED POSITIONS				
8150 Class/Unclass Positions	12	12	0	-
AUTHORIZED FTE				
8250 Class/Unclass FTE Positions	5.08	5.08	0	-

Description	Agency Request Budget (V-01) 2015-17 Base Budget	Governor's Budget (Y-01) 2015-17 Base Budget	Column 2 minus Column 1	% Change from Column 1 to Column 2
	Column 1	Column 2		
BEGINNING BALANCE				
0025 Beginning Balance				
3200 Other Funds Non-Ltd	123,883	123,883	0	-
REVENUE CATEGORIES				
SALES INCOME				
0705 Sales Income				
3200 Other Funds Non-Ltd	36,600	36,600	0	-
AVAILABLE REVENUES				
3200 Other Funds Non-Ltd	160,483	160,483	0	-
EXPENDITURES				
SERVICES & SUPPLIES				
4175 Office Expenses				
3200 Other Funds Non-Ltd	4,000	4,000	0	-
4225 State Gov. Service Charges				
3200 Other Funds Non-Ltd	104	104	0	-
4275 Publicity and Publications				
3200 Other Funds Non-Ltd	28,000	28,000	0	-
4425 Facilities Rental and Taxes				
3200 Other Funds Non-Ltd	7,200	7,200	0	-
4575 Agency Program Related S and S				
3200 Other Funds Non-Ltd	4,000	4,000	0	-
TOTAL SERVICES & SUPPLIES				
3200 Other Funds Non-Ltd	43,304	43,304	0	-
ENDING BALANCE				

Description	Agency Request Budget (V-01) 2015-17 Base Budget	Governor's Budget (Y-01) 2015-17 Base Budget	Column 2 minus Column 1	% Change from Column 1 to Column 2
	Column 1	Column 2		
3200 Other Funds Non-Ltd	117,179	117,179	0	-

Package Comparison Report - Detail
 2015-17 Biennium
 General Program

Cross Reference Number: 14200-001-00-00-00000
 Package: Non-PICS Psnl Svc / Vacancy Factor
 Pkg Group: ESS Pkg Type: 010 Pkg Number: 010

Description	Agency Request Budget (V-01)	Governor's Budget (Y-01)	Column 2 Minus Column 1	% Change from Column 1 to Column 2
	Column 1	Column 2		

REVENUE CATEGORIES

GENERAL FUND APPROPRIATION

0050 General Fund Appropriation

8000 General Fund	29,146	29,146	0	0.00%
-------------------	--------	--------	---	-------

TRANSFERS IN

1010 Transfer In - Intrafund

3400 Other Funds Ltd	1,433	1,433	0	0.00%
----------------------	-------	-------	---	-------

REVENUE CATEGORIES

8000 General Fund	29,146	29,146	0	0.00%
-------------------	--------	--------	---	-------

3400 Other Funds Ltd	1,433	1,433	0	0.00%
----------------------	-------	-------	---	-------

TOTAL REVENUE CATEGORIES	\$30,579	\$30,579	\$0	0.00%
---------------------------------	-----------------	-----------------	------------	--------------

AVAILABLE REVENUES

8000 General Fund	29,146	29,146	0	0.00%
-------------------	--------	--------	---	-------

3400 Other Funds Ltd	1,433	1,433	0	0.00%
----------------------	-------	-------	---	-------

TOTAL AVAILABLE REVENUES	\$30,579	\$30,579	\$0	0.00%
---------------------------------	-----------------	-----------------	------------	--------------

EXPENDITURES

PERSONAL SERVICES

SALARIES & WAGES

3160 Temporary Appointments

Package Comparison Report - Detail
 2015-17 Biennium
 General Program

Cross Reference Number: 14200-001-00-00-00000
 Package: Non-PICS Psnl Svc / Vacancy Factor
 Pkg Group: ESS Pkg Type: 010 Pkg Number: 010

Description	Agency Request Budget (V-01)	Governor's Budget (Y-01)	Column 2 Minus Column 1	% Change from Column 1 to Column 2
	Column 1	Column 2		
3400 Other Funds Ltd	2,910	2,910	0	0.00%
3170 Overtime Payments				
8000 General Fund	258	258	0	0.00%
SALARIES & WAGES				
8000 General Fund	258	258	0	0.00%
3400 Other Funds Ltd	2,910	2,910	0	0.00%
TOTAL SALARIES & WAGES	\$3,168	\$3,168	\$0	0.00%
OTHER PAYROLL EXPENSES				
3220 Public Employees Retire Cont				
8000 General Fund	41	41	0	0.00%
3221 Pension Obligation Bond				
8000 General Fund	23,231	23,231	0	0.00%
3400 Other Funds Ltd	1,299	1,299	0	0.00%
All Funds	24,530	24,530	0	0.00%
3230 Social Security Taxes				
8000 General Fund	20	20	0	0.00%
3400 Other Funds Ltd	223	223	0	0.00%
All Funds	243	243	0	0.00%
3240 Unemployment Assessments				

Package Comparison Report - Detail
 2015-17 Biennium
 General Program

Cross Reference Number: 14200-001-00-00-00000
 Package: Non-PICS Psnl Svc / Vacancy Factor
 Pkg Group: ESS Pkg Type: 010 Pkg Number: 010

Description	Agency Request Budget (V-01)	Governor's Budget (Y-01)	Column 2 Minus Column 1	% Change from Column 1 to Column 2
	Column 1	Column 2		
8000 General Fund	2,444	2,444	0	0.00%
3260 Mass Transit Tax				
8000 General Fund	3,152	3,152	0	0.00%
3400 Other Funds Ltd	734	734	0	0.00%
All Funds	3,886	3,886	0	0.00%
3280 Other OPE				
3400 Other Funds Ltd	667	667	0	0.00%
OTHER PAYROLL EXPENSES				
8000 General Fund	28,888	28,888	0	0.00%
3400 Other Funds Ltd	2,923	2,923	0	0.00%
TOTAL OTHER PAYROLL EXPENSES	\$31,811	\$31,811	\$0	0.00%
PERSONAL SERVICES				
8000 General Fund	29,146	29,146	0	0.00%
3400 Other Funds Ltd	5,833	5,833	0	0.00%
TOTAL PERSONAL SERVICES	\$34,979	\$34,979	\$0	0.00%
EXPENDITURES				
8000 General Fund	29,146	29,146	0	0.00%
3400 Other Funds Ltd	5,833	5,833	0	0.00%
TOTAL EXPENDITURES	\$34,979	\$34,979	\$0	0.00%

**Package Comparison Report - Detail
2015-17 Biennium
General Program**

**Cross Reference Number: 14200-001-00-00-00000
Package: Non-PICS Psnl Svc / Vacancy Factor
Pkg Group: ESS Pkg Type: 010 Pkg Number: 010**

Description	Agency Request Budget (V-01)	Governor's Budget (Y-01)	Column 2 Minus Column 1	% Change from Column 1 to Column 2
	Column 1	Column 2		
ENDING BALANCE				
8000 General Fund	-	-	0	0.00%
3400 Other Funds Ltd	(4,400)	(4,400)	0	0.00%
TOTAL ENDING BALANCE	(\$4,400)	(\$4,400)	\$0	0.00%

Package Comparison Report - Detail
 2015-17 Biennium
 General Program

Cross Reference Number: 14200-001-00-00-00000

Package: Standard Inflation

Pkg Group: ESS Pkg Type: 030 Pkg Number: 031

Description	Agency Request Budget (V-01)	Governor's Budget (Y-01)	Column 2 Minus Column 1	% Change from Column 1 to Column 2
	Column 1	Column 2		

REVENUE CATEGORIES

GENERAL FUND APPROPRIATION

0050 General Fund Appropriation

8000 General Fund 58,771 52,867 (5,904) (10.05%)

REVENUE CATEGORIES

8000 General Fund 58,771 52,867 (5,904) (10.05%)

TOTAL REVENUE CATEGORIES \$58,771 \$52,867 (\$5,904) (10.05%)

AVAILABLE REVENUES

8000 General Fund 58,771 52,867 (5,904) (10.05%)

TOTAL AVAILABLE REVENUES \$58,771 \$52,867 (\$5,904) (10.05%)

EXPENDITURES

SERVICES & SUPPLIES

4100 Instate Travel

8000 General Fund 3 3 0 0.00%

4125 Out of State Travel

8000 General Fund 46 46 0 0.00%

4150 Employee Training

8000 General Fund 1,260 1,260 0 0.00%

4175 Office Expenses

Package Comparison Report - Detail
 2015-17 Biennium
 General Program

Cross Reference Number: 14200-001-00-00-00000

Package: Standard Inflation

Pkg Group: ESS Pkg Type: 030 Pkg Number: 031

Description	Agency Request Budget (V-01)	Governor's Budget (Y-01)	Column 2 Minus Column 1	% Change from Column 1 to Column 2
	Column 1	Column 2		
8000 General Fund	10,576	10,576	0	0.00%
4200 Telecommunications				
8000 General Fund	1,500	1,500	0	0.00%
4225 State Gov. Service Charges				
8000 General Fund	26,580	20,940	(5,640)	(21.22%)
4250 Data Processing				
8000 General Fund	1,882	1,882	0	0.00%
4300 Professional Services				
8000 General Fund	28	28	0	0.00%
4325 Attorney General				
8000 General Fund	164	(100)	(264)	(160.98%)
4375 Employee Recruitment and Develop				
8000 General Fund	175	175	0	0.00%
4400 Dues and Subscriptions				
8000 General Fund	2,027	2,027	0	0.00%
4575 Agency Program Related S and S				
8000 General Fund	12,137	12,137	0	0.00%
3400 Other Funds Ltd	20	20	0	0.00%
All Funds	12,157	12,157	0	0.00%

Package Comparison Report - Detail
 2015-17 Biennium
 General Program

Cross Reference Number: 14200-001-00-00-00000

Package: Standard Inflation

Pkg Group: ESS Pkg Type: 030 Pkg Number: 031

Description	Agency Request Budget (V-01)	Governor's Budget (Y-01)	Column 2 Minus Column 1	% Change from Column 1 to Column 2
	Column 1	Column 2		
4650 Other Services and Supplies				
3400 Other Funds Ltd	17	17	0	0.00%
4700 Expendable Prop 250 - 5000				
8000 General Fund	342	342	0	0.00%
4715 IT Expendable Property				
8000 General Fund	2,051	2,051	0	0.00%
SERVICES & SUPPLIES				
8000 General Fund	58,771	52,867	(5,904)	(10.05%)
3400 Other Funds Ltd	37	37	0	0.00%
TOTAL SERVICES & SUPPLIES	\$58,808	\$52,904	(\$5,904)	(10.04%)
EXPENDITURES				
8000 General Fund	58,771	52,867	(5,904)	(10.05%)
3400 Other Funds Ltd	37	37	0	0.00%
TOTAL EXPENDITURES	\$58,808	\$52,904	(\$5,904)	(10.04%)
ENDING BALANCE				
8000 General Fund	-	-	0	0.00%
3400 Other Funds Ltd	(37)	(37)	0	0.00%
TOTAL ENDING BALANCE	(\$37)	(\$37)	\$0	0.00%

Package Comparison Report - Detail
 2015-17 Biennium
 ORS Publications

Cross Reference Number: 14200-002-00-00-00000
 Package: Non-PICS Psnl Svc / Vacancy Factor
 Pkg Group: ESS Pkg Type: 010 Pkg Number: 010

Description	Agency Request Budget (V-01)	Governor's Budget (Y-01)	Column 2 Minus Column 1	% Change from Column 1 to Column 2
	Column 1	Column 2		
EXPENDITURES				
PERSONAL SERVICES				
SALARIES & WAGES				
3160 Temporary Appointments				
3200 Other Funds Non-Ltd	315	315	0	0.00%
OTHER PAYROLL EXPENSES				
3221 Pension Obligation Bond				
3400 Other Funds Ltd	1,588	1,588	0	0.00%
3230 Social Security Taxes				
3200 Other Funds Non-Ltd	24	24	0	0.00%
3260 Mass Transit Tax				
3400 Other Funds Ltd	587	587	0	0.00%
3280 Other OPE				
3400 Other Funds Ltd	(450)	(450)	0	0.00%
OTHER PAYROLL EXPENSES				
3200 Other Funds Non-Ltd	24	24	0	0.00%
3400 Other Funds Ltd	1,725	1,725	0	0.00%
TOTAL OTHER PAYROLL EXPENSES	\$1,749	\$1,749	\$0	0.00%

P.S. BUDGET ADJUSTMENTS

Package Comparison Report - Detail
 2015-17 Biennium
 ORS Publications

Cross Reference Number: 14200-002-00-00-00000
 Package: Non-PICS Psnl Svc / Vacancy Factor
 Pkg Group: ESS Pkg Type: 010 Pkg Number: 010

Description	Agency Request Budget (V-01)	Governor's Budget (Y-01)	Column 2 Minus Column 1	% Change from Column 1 to Column 2
	Column 1	Column 2		
3455 Vacancy Savings				
3400 Other Funds Ltd	(210,829)	(210,829)	0	0.00%
PERSONAL SERVICES				
3200 Other Funds Non-Ltd	339	339	0	0.00%
3400 Other Funds Ltd	(209,104)	(209,104)	0	0.00%
TOTAL PERSONAL SERVICES	(\$208,765)	(\$208,765)	\$0	0.00%
ENDING BALANCE				
3200 Other Funds Non-Ltd	(339)	(339)	0	0.00%
3400 Other Funds Ltd	209,104	209,104	0	0.00%
TOTAL ENDING BALANCE	\$208,765	\$208,765	\$0	0.00%

PKG	CLASS	COMP	DESCRIPTION	POS CNT	FTE	MOS	AVERAGE RATE	GF SAL	OF SAL	FF SAL	LF SAL	AF SAL
000	LAMML9779	AA	COPY EDITOR	4	1.52	36.00	2,889.00	104,004				104,004
000	LMM L9760	AA	LEGISLATIVE COUNSEL	1	1.00	24.00	14,565.00	349,560				349,560
000	LMM L9761	AA	CHIEF DEPUTY LC	1	1.00	24.00	11,985.00	287,640				287,640
000	LMM L9765	AA	UNIT MANAGER	2	2.00	48.00	9,399.00	451,152				451,152
000	LSMSL9762	AA	SR DEPUTY LC	8	8.00	192.00	8,816.75	1,574,448	118,368			1,692,816
000	LSMSL9763	AA	DEPUTY LC	8	8.00	192.00	7,946.37	1,525,704				1,525,704
000	LSMSL9767	AA	EXECUTIVE SUPPORT SPECIALIST-2	1	1.00	24.00	4,675.00	112,200				112,200
000	LSMSL9769	AA	SENIOR PUBLICATIONS SPECIALIST	3	3.00	72.00	4,340.00	312,480				312,480
000	LSMSL9770	AA	SUPERVISING PUBLICATIONS SPEC	1	1.00	24.00	6,077.00	145,848				145,848
000	LSMSL9775	AA	STAFF ATTORNEY	2	2.00	48.00	5,541.50	265,992				265,992
000	LSMSL9777	AA	SENIOR EDITOR/TEAM LEADER	7	7.00	168.00	6,077.00	802,164	218,772			1,020,936
000	LSMSL9778	AA	EDITOR	4	4.00	96.00	4,860.25	376,662	89,922			466,584
000	LSMSL9785	AA	COMPUTER SVCS COORDINATOR	1	1.00	24.00	6,077.00	145,848				145,848
000				43	40.52	972.00	6,835.37	6,453,702	427,062			6,880,764
				43	40.52	972.00	6,835.37	6,453,702	427,062			6,880,764

PKG	CLASS	COMP	DESCRIPTION	POS CNT	FTE	MOS	AVERAGE RATE	GF SAL	OF SAL	FF SAL	LF SAL	AF SAL
000	LAMML9779	AA	COPY EDITOR	8	2.08	50.00	2,985.87		149,100			149,100
000	LSMSL9764	AA	PUBLICATIONS INDEXER	1	1.00	24.00	7,370.00		176,880			176,880
000	LSMSL9768	AA	ACCOUNTANT 1	1	.50	12.00	3,664.00		43,968			43,968
000	LSMSL9788	AA	INDEXING ASSISTANT	1	1.00	24.00	3,341.00		80,184			80,184
000	LSMSL9789	AA	ASSISTANT INDEXER	1	.50	12.00	5,156.00		61,872			61,872
000				12	5.08	122.00	3,618.16		512,004			512,004
				12	5.08	122.00	3,618.16		512,004			512,004
				55	45.60	1094.00	6,133.43	6,453,702	939,066			7,392,768

PKG	CLASS	COMP	DESCRIPTION	POS CNT	FTE	MOS	AVERAGE RATE	GF SAL	OF SAL	FF SAL	LF SAL	AF SAL
000	LAMML9779	AA	COPY EDITOR	12	3.60	86.00	2,953.58	104,004	149,100			253,104
000	LMM L9760	AA	LEGISLATIVE COUNSEL	1	1.00	24.00	14,565.00	349,560				349,560
000	LMM L9761	AA	CHIEF DEPUTY LC	1	1.00	24.00	11,985.00	287,640				287,640
000	LMM L9765	AA	UNIT MANAGER	2	2.00	48.00	9,399.00	451,152				451,152
000	LSMSL9762	AA	SR DEPUTY LC	8	8.00	192.00	8,816.75	1,574,448	118,368			1,692,816
000	LSMSL9763	AA	DEPUTY LC	8	8.00	192.00	7,946.37	1,525,704				1,525,704
000	LSMSL9764	AA	PUBLICATIONS INDEXER	1	1.00	24.00	7,370.00		176,880			176,880
000	LSMSL9767	AA	EXECUTIVE SUPPORT SPECIALIST-2	1	1.00	24.00	4,675.00	112,200				112,200
000	LSMSL9768	AA	ACCOUNTANT 1	1	.50	12.00	3,664.00		43,968			43,968
000	LSMSL9769	AA	SENIOR PUBLICATIONS SPECIALIST	3	3.00	72.00	4,340.00	312,480				312,480
000	LSMSL9770	AA	SUPERVISING PUBLICATIONS SPEC	1	1.00	24.00	6,077.00	145,848				145,848
000	LSMSL9775	AA	STAFF ATTORNEY	2	2.00	48.00	5,541.50	265,992				265,992
000	LSMSL9777	AA	SENIOR EDITOR/TEAM LEADER	7	7.00	168.00	6,077.00	802,164	218,772			1,020,936
000	LSMSL9778	AA	EDITOR	4	4.00	96.00	4,860.25	376,662	89,922			466,584
000	LSMSL9785	AA	COMPUTER SVCS COORDINATOR	1	1.00	24.00	6,077.00	145,848				145,848
000	LSMSL9788	AA	INDEXING ASSISTANT	1	1.00	24.00	3,341.00		80,184			80,184
000	LSMSL9789	AA	ASSISTANT INDEXER	1	.50	12.00	5,156.00		61,872			61,872
				55	45.60	1094.00	6,133.43	6,453,702	939,066			7,392,768

PKG	CLASS	COMP	DESCRIPTION	POS CNT	FTE	MOS	AVERAGE RATE	GF SAL	OF SAL	FF SAL	LF SAL	AF SAL
				55	45.60	1094.00	6,133.43	6,453,702	939,066			7,392,768