

CHARTER SCHOOLS FUNDING EQUITY



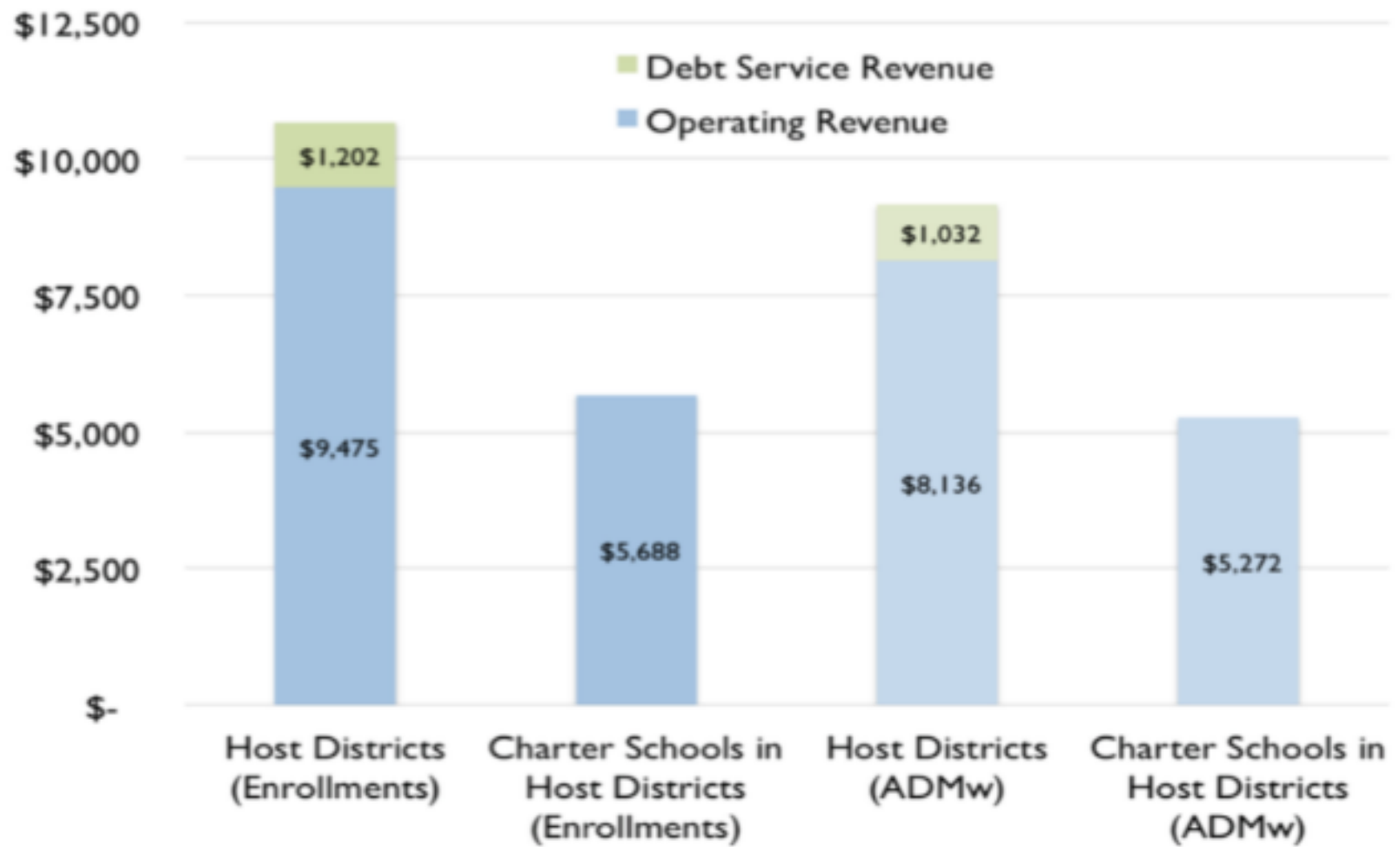
OREGON'S PUBLIC CHARTER SCHOOLS:

- ✘ serve all students who enroll through the blind lottery process
- ✘ are held to the same achievement standards as their district counterparts
- ✘ receive just 58% of funding available to district-run schools

ECONORTHWEST STUDY

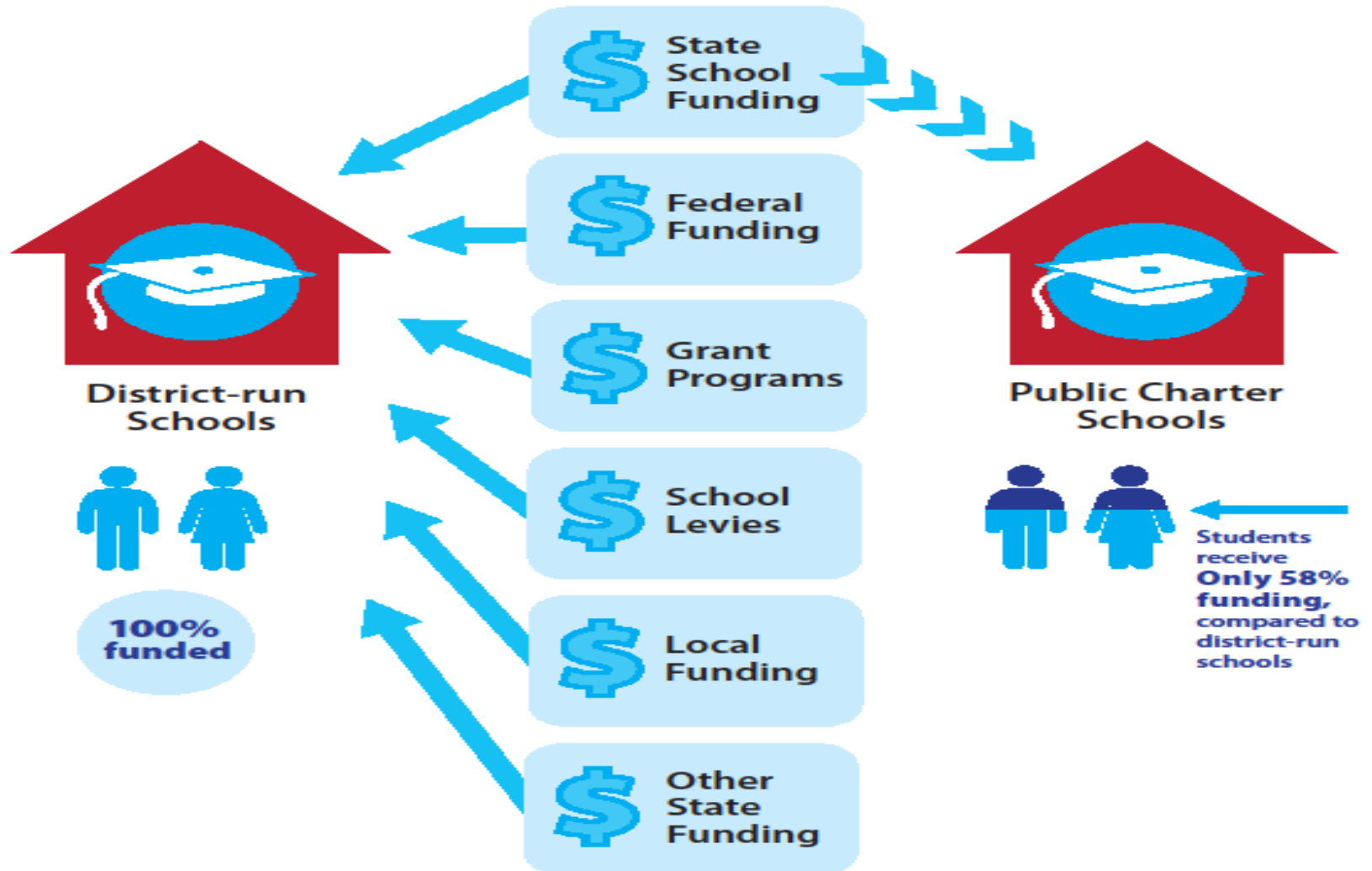
- ✘ Commissioned by the Chalkboard Project
- ✘ To find out how charter school funding compares with district-run counterparts
- ✘ Based on ODE data for 2012-2013

Figure 8. Per Student Funding for Charter Schools and Their Host Districts



Source: Oregon Department of Education and ECONorthwest

Funding Distribution Disparity for Public Charter Schools



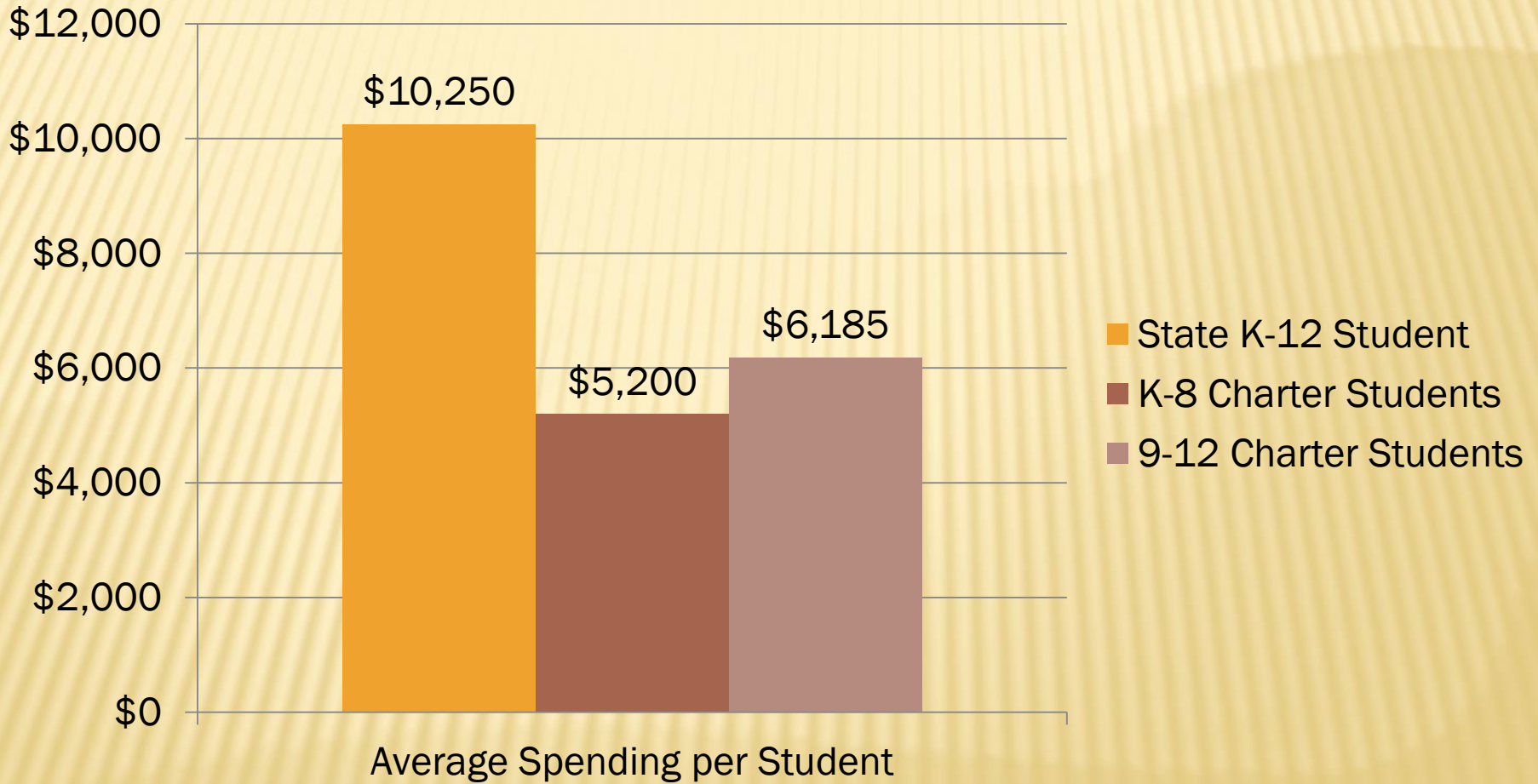
CHARTER SCHOOL STUDENTS RECEIVE

42% less

About

\$5,000 per student (public \$)

2013-2014 SCHOOL SPENDING



SENATE BILL 819


- ✘ 95% of all state and local funding passes on to charter school students
- ✘ Excludes Special Education and facilities funds
- ✘ 5% administrative fee to stay with districts

SB 819 WOULD PROVIDE:

- ✘ Opportunity
- ✘ Supplies and materials
- ✘ Instructional supports
- ✘ Staff retention
- ✘ Facilities
- ✘ Transportation

SENATE BILL 819

- ✘ Requires no new revenue
- ✘ Shifts less than 1% (0.7%) from fully funded students to those funded at 58%



SENATE BILL 819

- ✘ Would apply to independent charter schools only:
 - + not applied to virtual charter schools
 - + not applied to “charter districts” that already receive full funding
 - + includes about 16,000 students

CHARTER SCHOOL STUDENTS

- ✘ Are as valuable



As precious



✘ As worthy of our investment



SUPPORT SENATE BILL 819

✘ We're worth it!

