



# Making a **Future** for Oregon Students... ...through **equity** and **support**



---

Eastern Oregon University  
Portland State University



Oregon Institute of Technology  
Southern Oregon University  
Western Oregon University



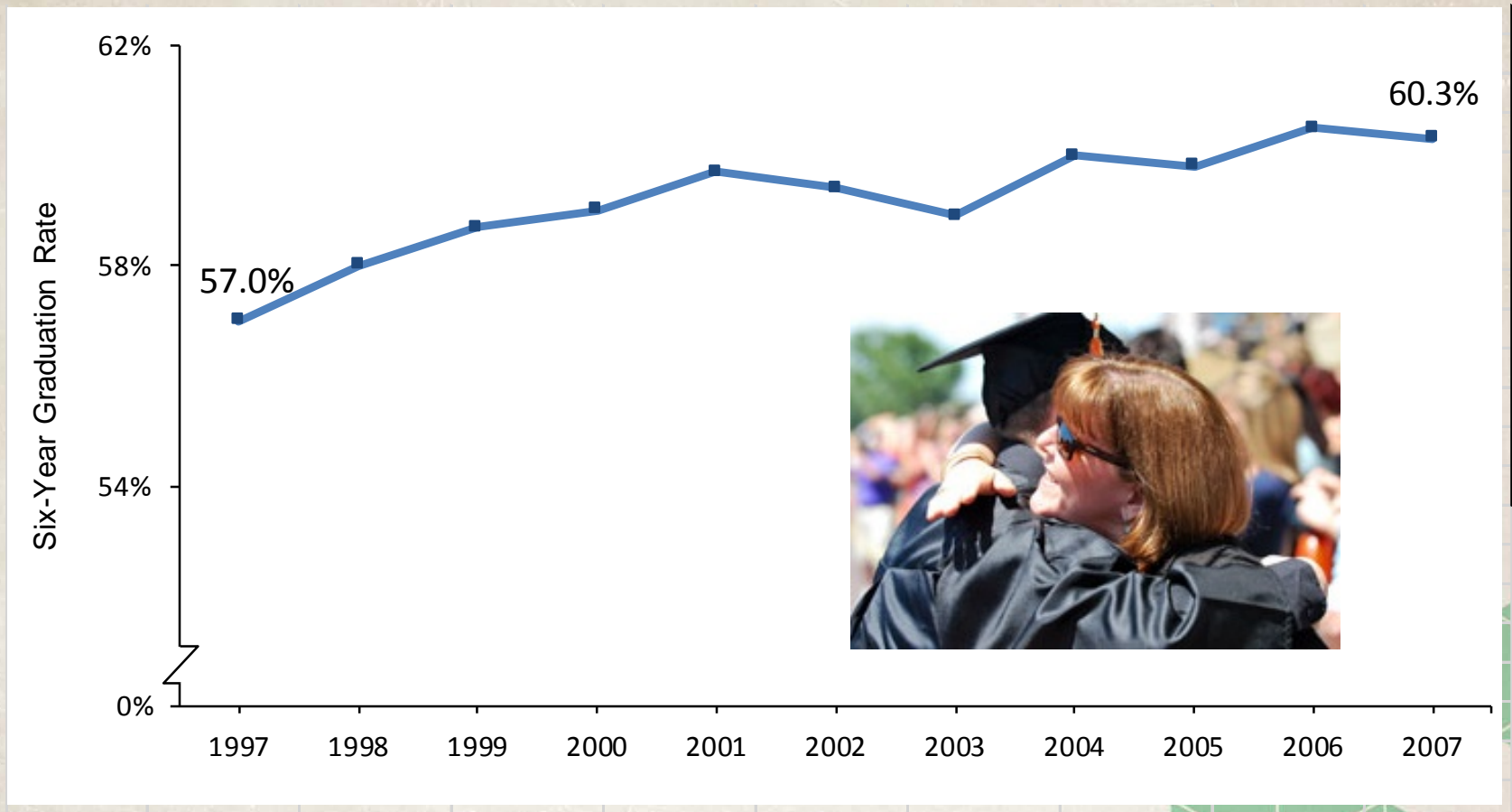
Oregon State University  
University of Oregon



# We owe our **Students** better than this



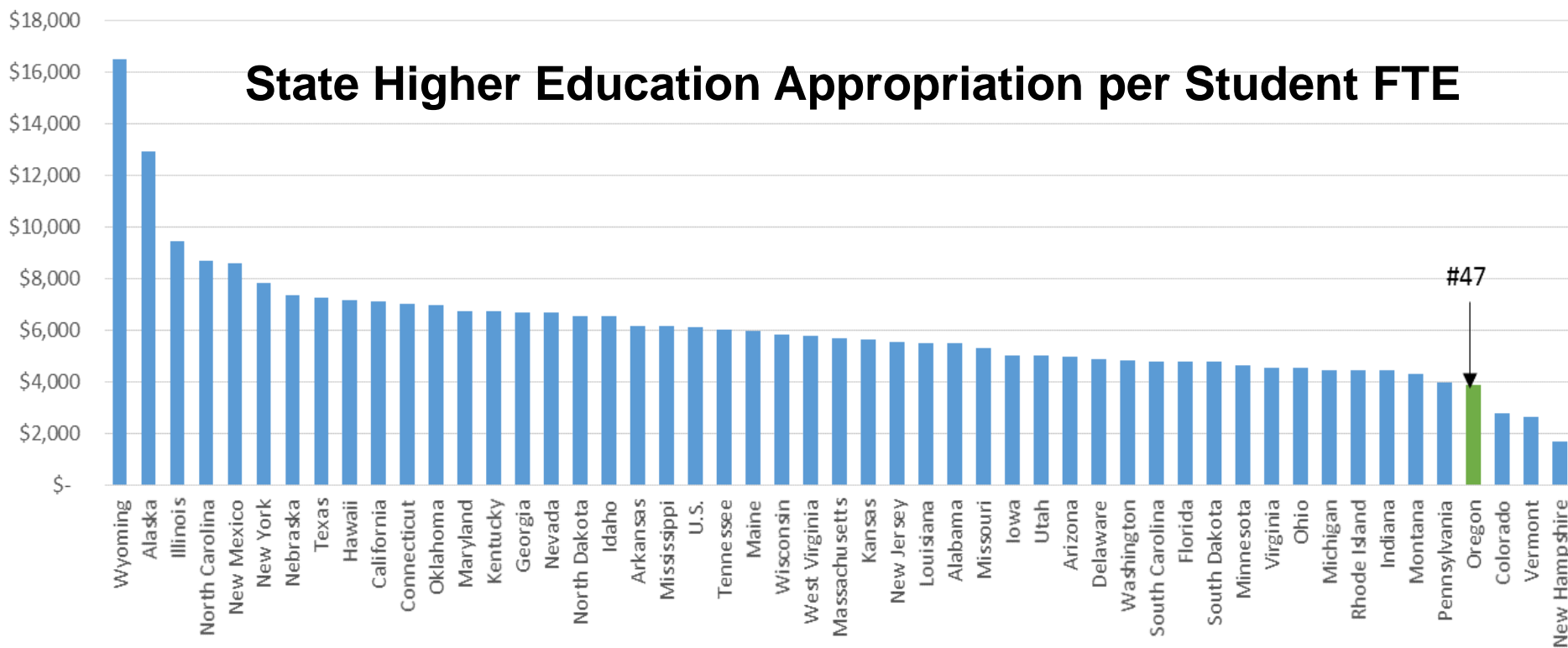
## Six-year Graduation Rate of Entering Freshmen 1997 through 2007 Cohorts (Oregon's Public Universities)



# Students Pay More ... as Oregon Invests Less



## State Higher Education Appropriation per Student FTE



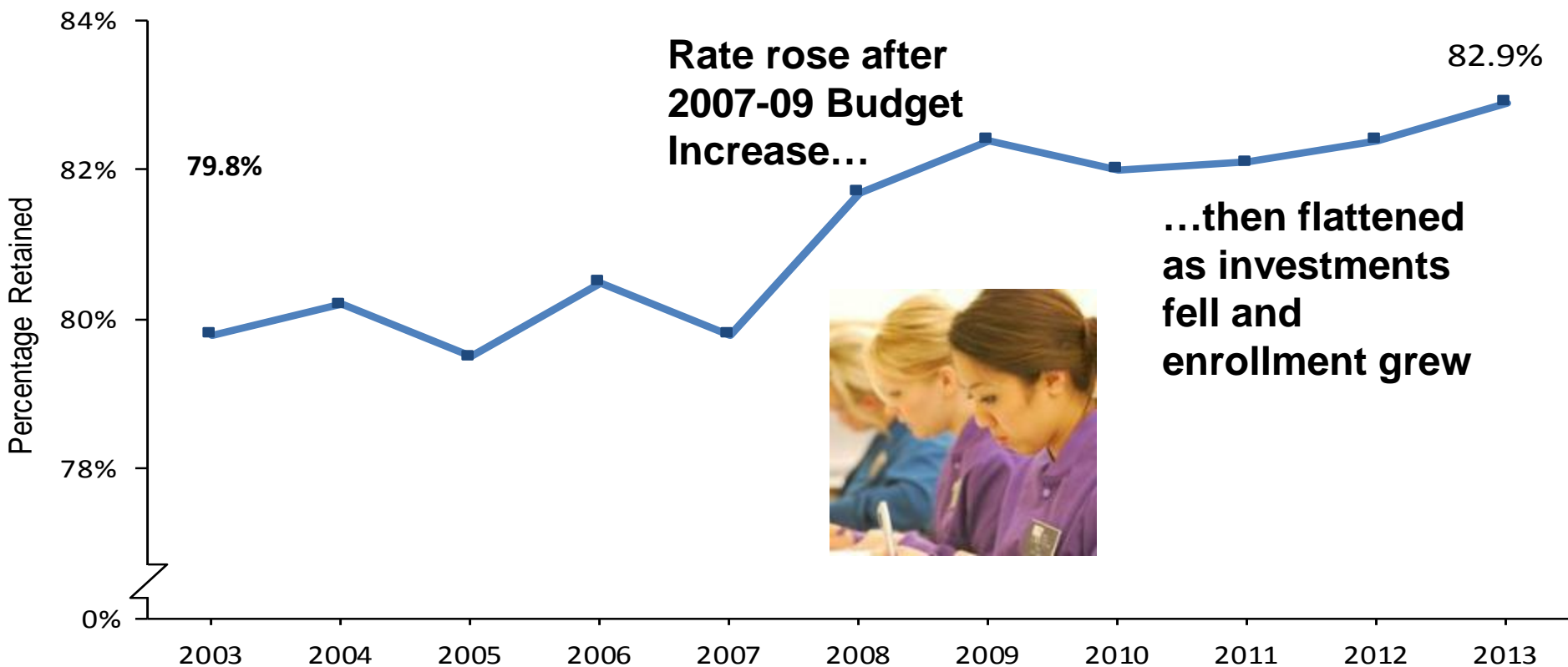
Source: 2013 State Higher Education Finance - State Higher Education Executive Officers (SHEEO)

# Student Success Tied Directly to On-Campus Supports



## Entering Freshman Retention to Second Year 2003-2013

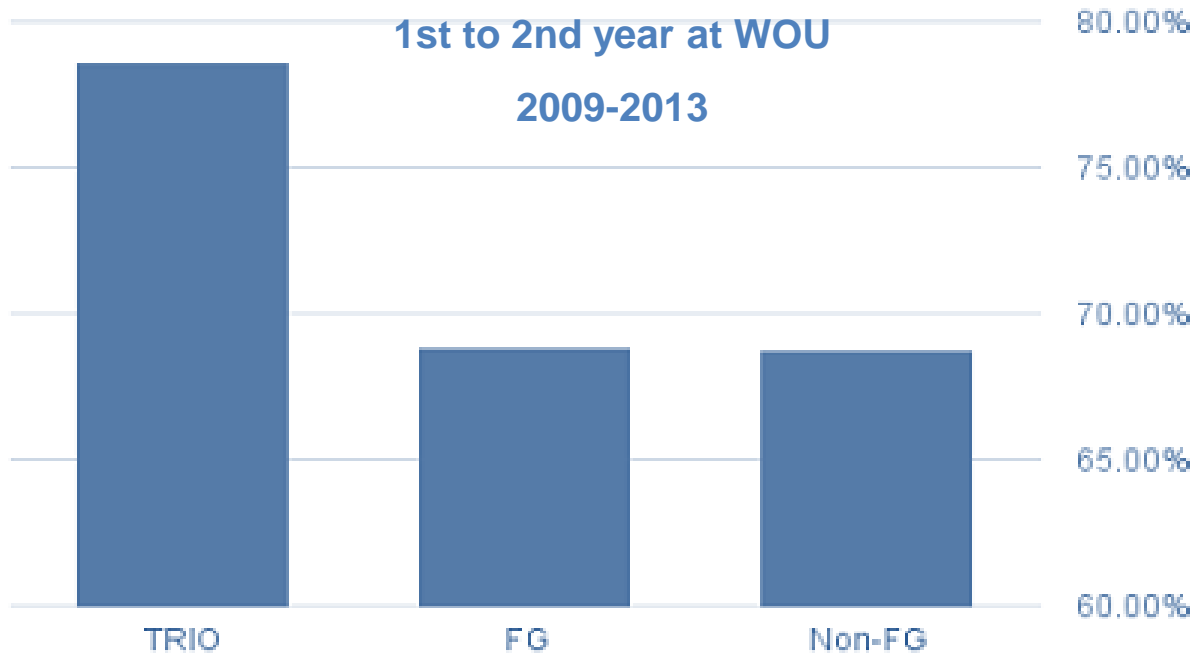
Oregon's Public Universities



# Students receiving more support services simply do better




## Retention Rates, 5-Year



**TRIO** = Students in special federal & WOU funded program

**FG** = First Generation

**Non-FG** = Non-First Generation



# Not your father's tuition rate...



## Working Student

20 hours per week Minimum Wage



1974: 15 weeks of work p/year  
to cover tuition

Tuition was **3.9%** of  
income, family of 4

2004: 34 weeks of work p/year  
to cover tuition



Tuition is **7.8%** of  
income, family of 4



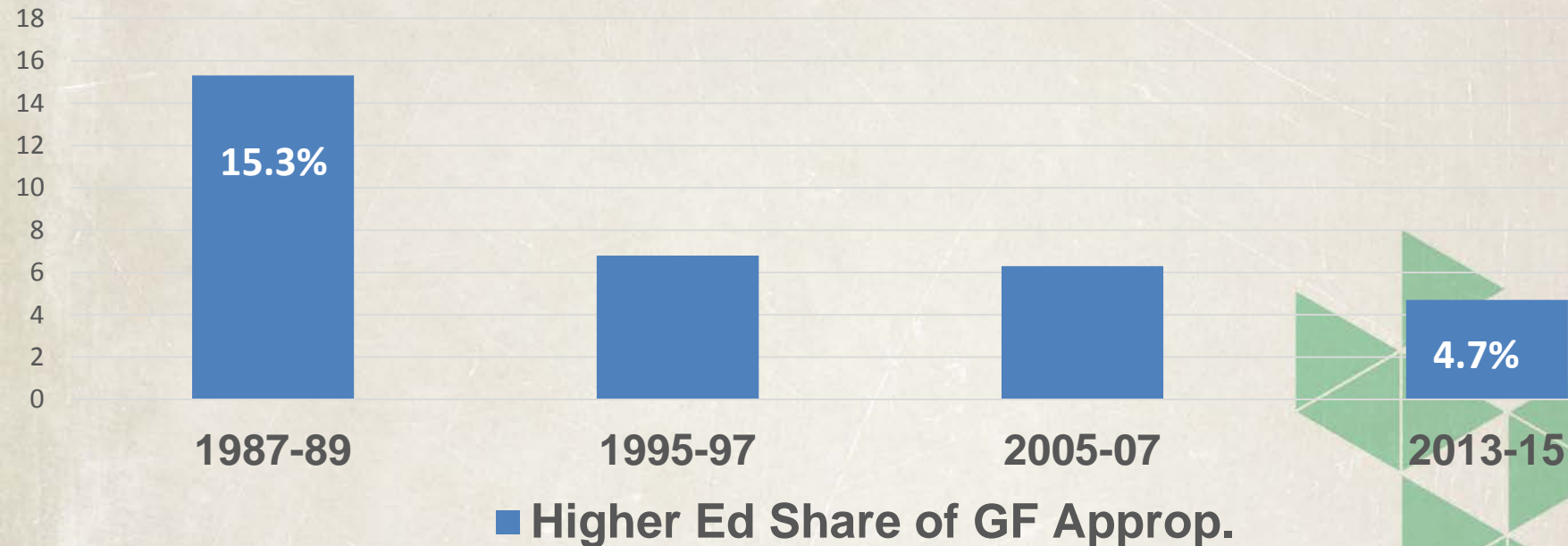
Tuition is **11.2%** of  
income, family of 4

2014: 43 weeks of work p/year  
to cover tuition

# Students lost as mandates shifted support

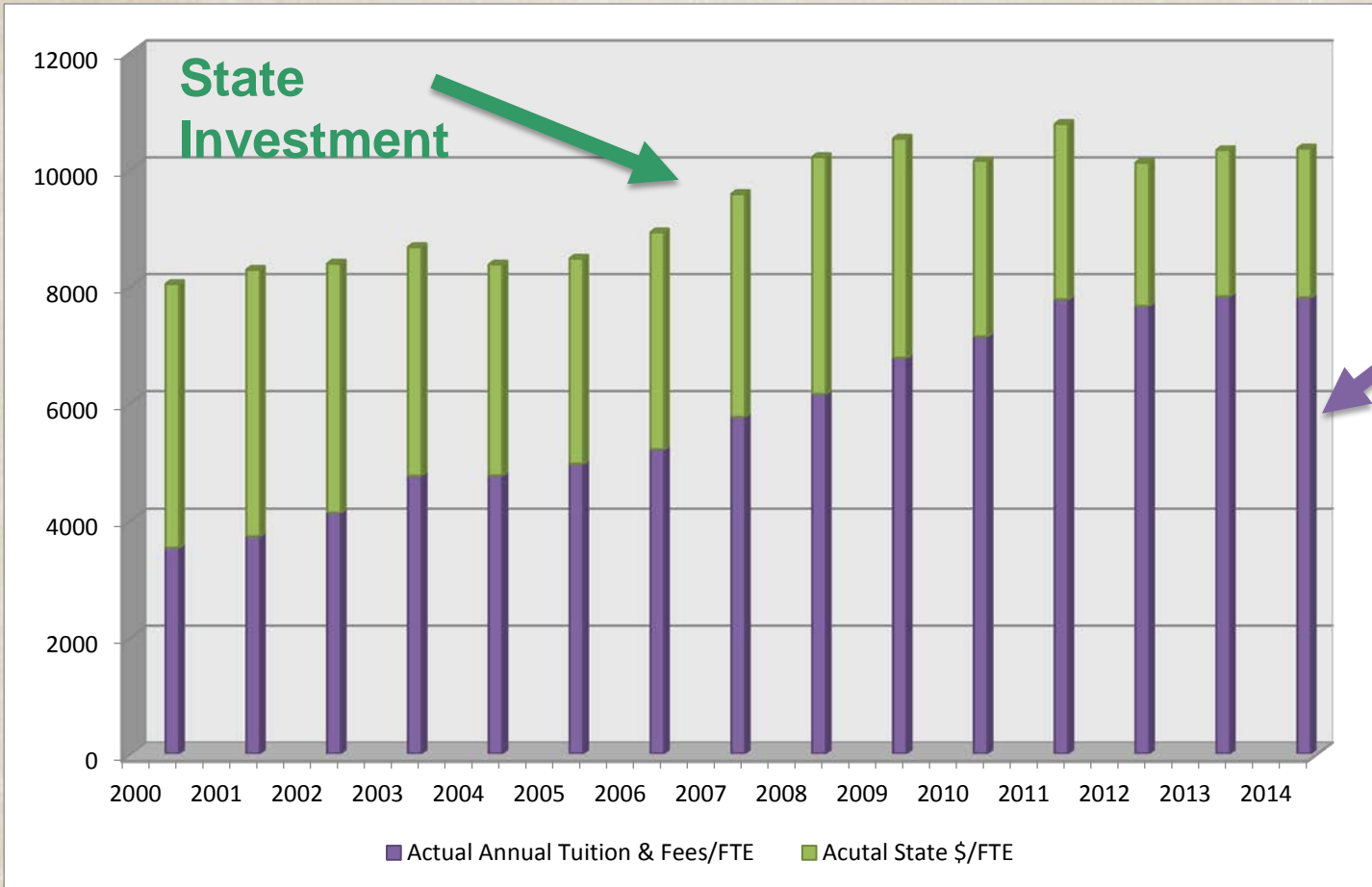


## Oregon Public Higher Education\* Percentage Share of State General Fund Appropriations



\*Oregon University System

# PSU Example: State and Student Investment (Tuition)





# Apples to apples...our students are losing cents



## 2007-09

- 71,918 Full Time Students
- \$5,237 Avg. Tuition



Funding: **\$693M**

## 2013-15

- 87,126 Full Time Students ('13-14)
- \$8,088 Avg. Tuition



Funding: **\$521M**

+ \$ 40M= \$561  
13-15 tuition  
replacement \$

## 2015-17

- 88,599 Full Time Students ('15-16 projection)
- Avg. Tuition moderated with \$755M



**Presidents' Request: \$755M**

2007 Funding+ \$ 62M 13-15 tuition  
replacement \$  
**= \$755M**


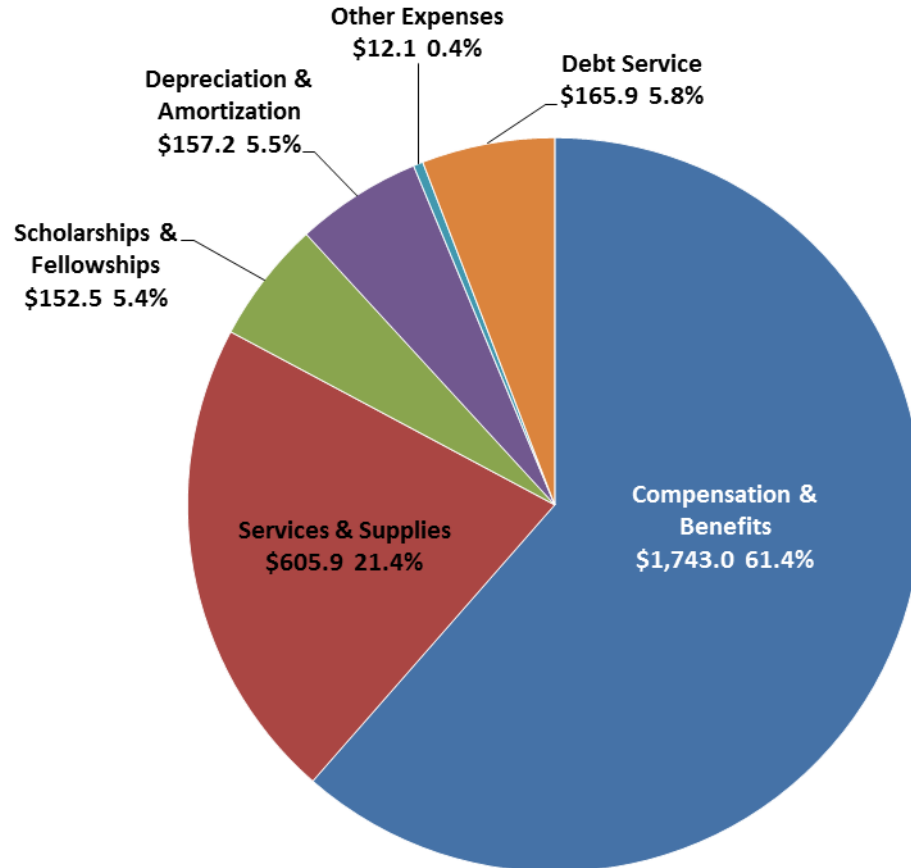
\* FTE based on OUS 2013 Fact Book actual/projections

# Student instruction and support top use for funding



**Fiscal Year 2014-15 Annual Budget (Excluding Capital Construction)**  
**Total = \$2,836.7 (Dollars in Millions)**

**Use of Funds by Natural Classification**



# Balancing (Juggling?) a University Budget



## Revenues

- Tuition Rates (capped)
- Enrollment (student credit hours)
- State Appropriation (uncertain/unstable)
- Philanthropy (restricted)
- Grants (restricted)



## Expenditures

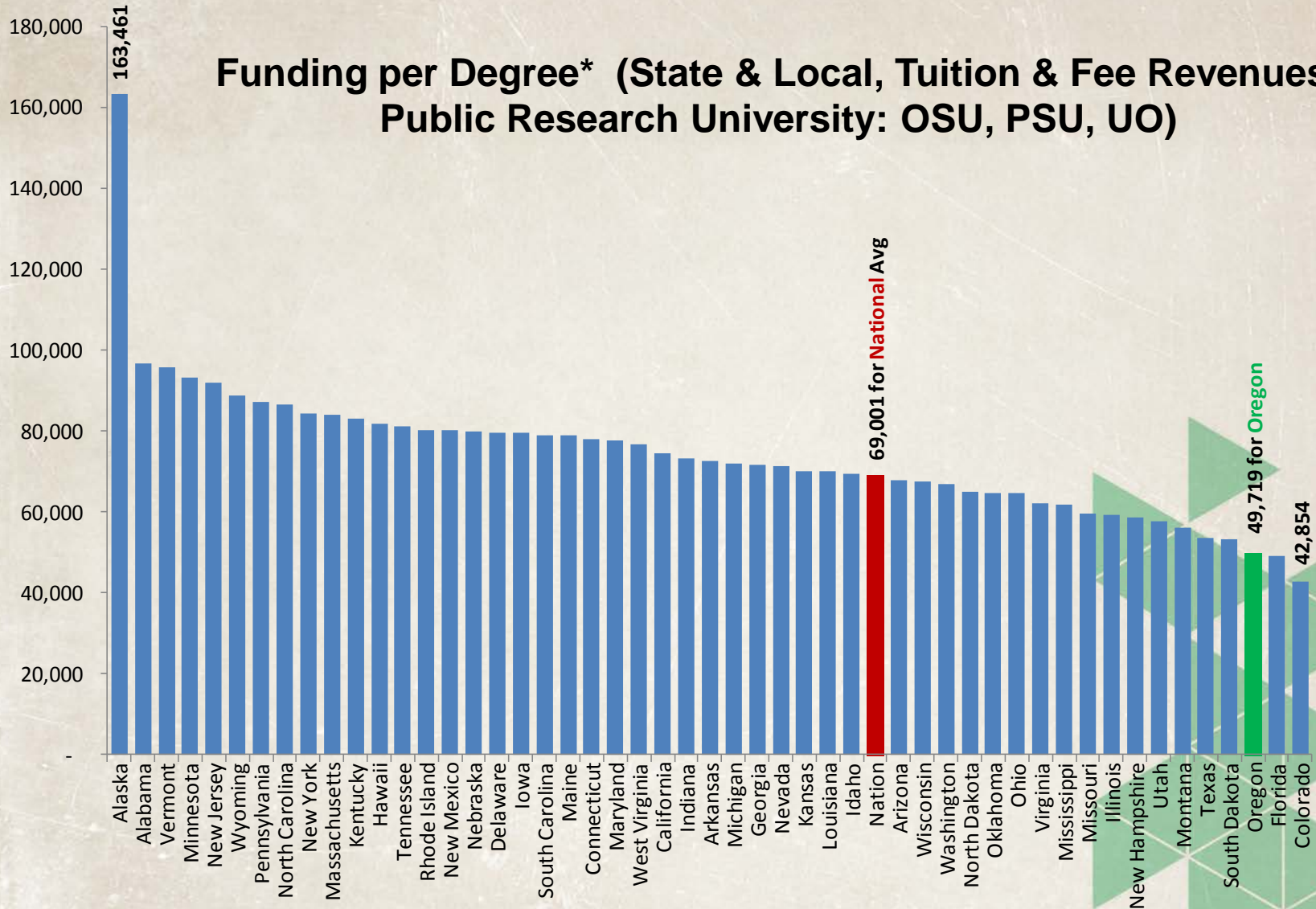
- Labor costs = 80% of all university expenditures
- Collective Bargaining Agreements
- PERS/PEBB
- General Inflation



# Cost per degree among lowest at Large Universities



**Funding per Degree\* (State & Local, Tuition & Fee Revenues)**  
**Public Research University: OSU, PSU, UO)**



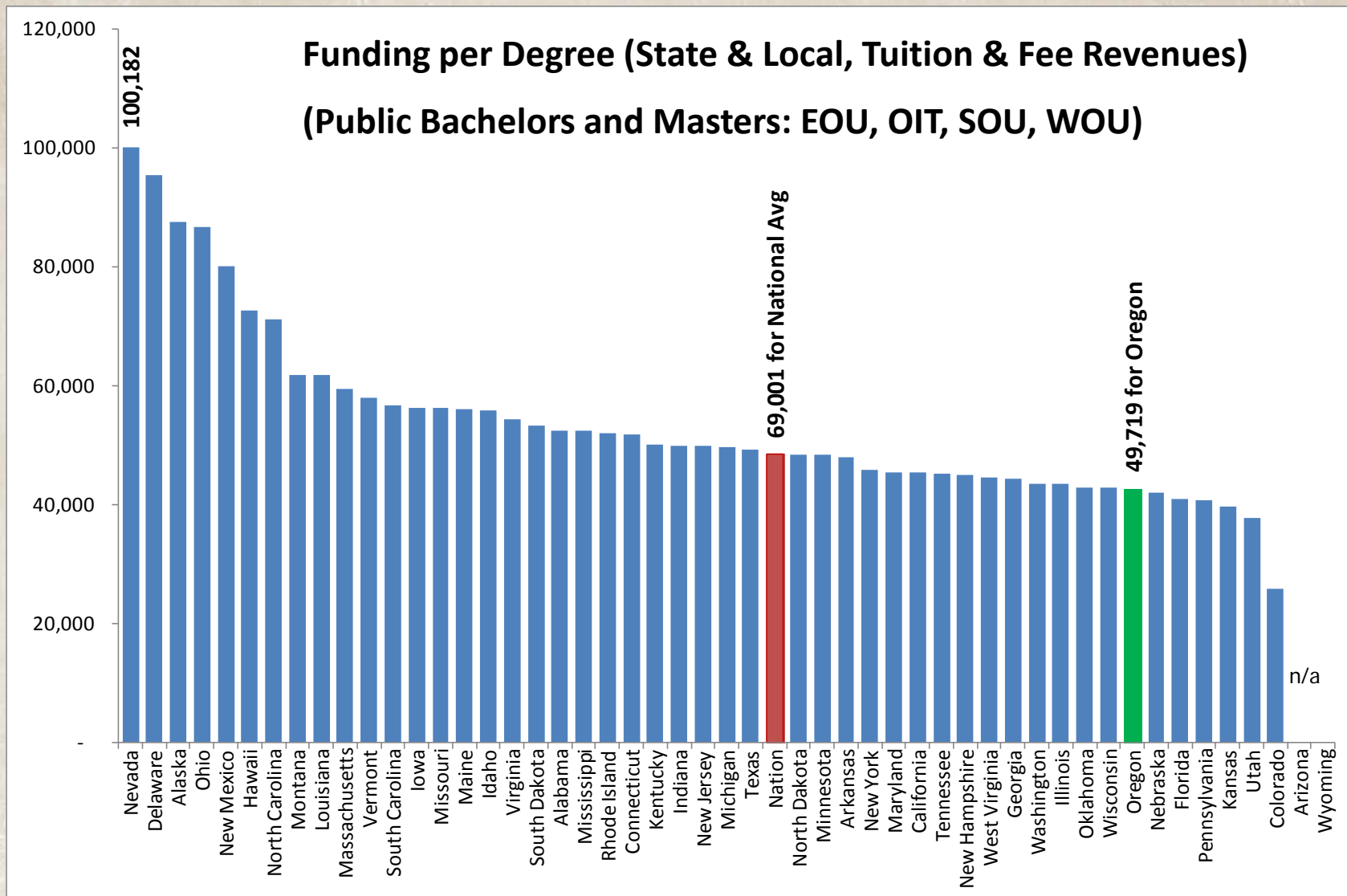
Source: NCES, IPEDS Completions and Finance Surveys (2007-08)

# Degree costs also among lowest nationally at TRUs



13

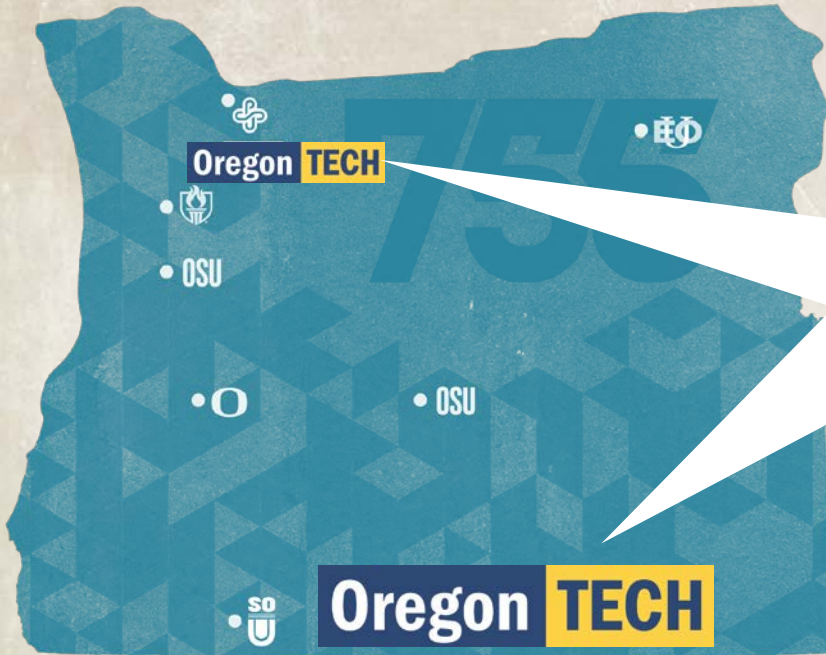
Source: NCES, IPEDS Completions and Finance Surveys (2007-08)





## EASTERN OREGON UNIVERSITY

- Support student **affordability**: mitigate tuition increases, expand outreach, education opportunities for Latino, **under-served** populations
- Deliver **bi-lingual programs** in diverse communities in natural resources, allied health, others--aligned to needs of region.
- Invest in student academic and success services to increase **graduation rates**.
- Increase access through Eagle Cap College Center, High School Initiatives to provide **dual-credit** courses in rural schools.
- Connect community and regional **economic development** needs with student and faculty research, engagement in the Center for Rural Studies.



## OREGON TECH

- **Improve retention** and increase **degrees of students of color** through additional staff and student mentors to provide comprehensive support services.
- Implement **Early Intervention Alert** program to target students most at risk of dropping out, including adding learning specialists, to lower drop-out rates and increase degree attainment.
- **Lower student financial barriers** and borrowing impacts by expanding Oregon Tech Pathway to provide supplemental aid to low- and moderate-income students through tuition remissions.





## OREGON STATE UNIVERSITY

- Restore “**September Scholars**” 3-week bridge program for 1,000 at-risk students.
- Invest \$4 million to support **underrepresented student retention**, particularly from migrant and seasonal farmworker families
- Expand **financial aid** and staff support to help students **navigate** admissions, financial aid, registration and schedule planning.
- Expand **community college and high school partnerships**. Add staff to bolster **STEM** and other initiatives to encourage disadvantaged student enrollment in college.







• Oregon TECH



• OSU

• O

• OSU




## PORTLAND STATE UNIVERSITY

**Graduate 500 more students** per year and increase the 6-year-graduation rate by 2020.

- Expand highly successful **pre-college Bridge programs** for at-risk high-schoolers, with 93% college-going rate.
- Hire 53 **additional advising staff** and adjust curriculum to be more culturally appropriate and improve retention, graduation rates. PSU currently has only 1 adviser per 600 students.
- Make college more **affordable** by reducing time-to-degree: Expand the 4-year-degree guarantee; award credit for prior learning; offer **flexible** degrees; improve services for transfer students.

# Southern Oregon University



## SOUTHERN OREGON UNIVERSITY

- Expand **Pirates to Raiders** program to at least three additional middle and high schools, to work with students and parents to understand the benefits of a college education, and the preparations necessary to enroll.
- **Expand financial aid** staff to help 600 additional students.
- Put more resources into **Raider Academy**. The program helps with **retention** of first-generation, low-income students who are most risk of not completing their degree.





## UNIVERSITY OF OREGON

- **Expand PathwayOregon** to serve an additional 600 students. Program ensures that all high-achieving, lower-income students have tuition and fees fully paid through combination of federal, state and UO funds.
- Establish the \$10,000 **Graduation Assistance Grant** for 400 lower- to middle-income Oregon students who don't qualify for Pell Grants and have exhausted federal loan eligibility, to improve graduation rates.
- Increase number of tenure-related faculty by 120. Current **ratio of students to tenured faculty** is 35 to one, far higher than national ratio.



## WESTERN OREGON

- Increase fee **remission scholarships**. Additional money would support undergraduate students with financial need and students in education master's program in high-need areas, such as **STEM** and English Language Learners.
- Increase student **academic support services** to retain students most at risk of not completing their degree.
- Expand **high school to college** transition programs.

# Students First, Always



**Thank you for your time and attention.**

