

CTE REVITALIZATION GRANTS 2011-2015

■ Features:

- Competitive Grant
- New or Existing
- Innovative- 21st Century models
- Diploma Connection
- Middle/High School/Postsecondary

■ Strong Partners

■ Geographic Distribution

Oregon Department of Education

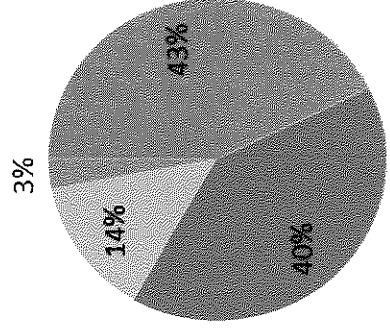
ORIGINAL 8 REVITALIZATION GRANTS

43 Applications	\$8.9 Million Requested
8 Grants Awarded	\$1.8 Million Awarded
2,619 Students Served	Range \$108K to \$500K
	\$678 per student

2012-2013 CTE Revitalization Grant Final

Report on Expenditures

- Upgrades
- Salaries, Stipends and Substitutes
- Professional Development
- Admin Costs



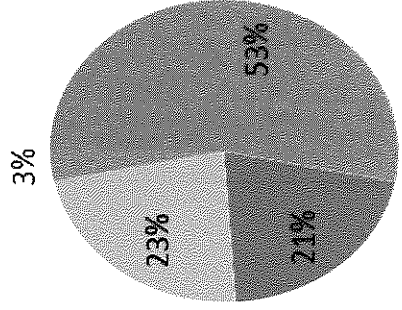
2013-15 REVITALIZATION GRANTS

62 Applications	\$21.6 Million Requested
32 Grants Awarded	\$11.1 Million Awarded
154 Schools	\$9.8 Million STEM Embedded
338 Partners	\$9.1 Million CTSO Embedded

2013-2015 CTE Revitalization Grant

Planned Budgets

■ Upgrades ■ Professional Development ■ Salaries ■ Admin




DEDICATED STATE CTE FUNDING MODELS

Washington - 2014
 \$746.00 per student
 303,000 students

Weighted Funding
 10 Skill Center
 15 Satellite Centers
 Comprehensive High
 Schools

Multiple Grant Programs
 Enhancement Grants
 High Demand Fields Grants

Oregon - 2011
 \$678.00 per student
 2,619 students
 No Weighted Funding
 One Grant Program



Oregon Depa