
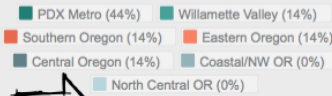


# Oregon Office of Deaf, Deaf-Blind, and Hard of Hearing Services: Senate Bill 449



Prevalence of Serious Hearing Loss



## Birth Rate

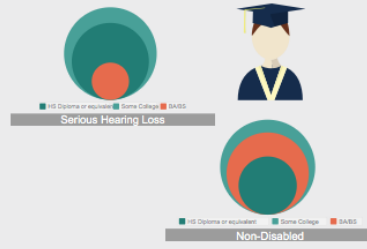
on average 100 babies born with serious hearing loss annually

## Regional Distribution

Nearly half of the D/HH population is in Portland and the Willamete Valley

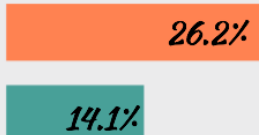
## k-12 Education Placement

All of these students, regardless of placement require Individual Education Plans.



## College Education

there is a significant disparity between those with serious hearing loss and those without an identified disability in terms of Educational Attainment

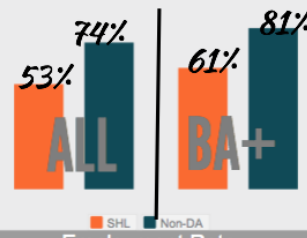
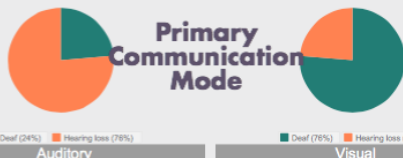


## Population living below the Poverty Line

26.2% Oregonians with Serious Hearing Loss fall below the poverty line, compared to 14.1% of the non-disabled population



## Vocational Rehabilitation: Client Base (D/DB/HH)



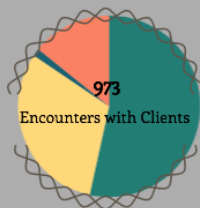
Employment Rate

## Employment

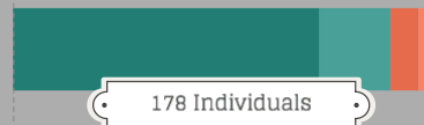
This chart reports the employment rate of the populations described. Disparity between those with Serious Hearing Loss and those without an identified disability.

## Imagine if Services Were Available Statewide..... Case Study

Northwest Human Services' Connection Program serves Deaf and Hard-of-Hearing residents in 3 counties in Oregon and on a case-by-case basis, providing counseling, case management, advocacy, crisis intervention, and other services. One full-time staff member serves these needs. If there were larger capacity and more services offered, they would be utilized.



2013 Encounters with Clients



2013: Individuals Served