



2014 QRF Program Information

The 1977 Oregon legislature authorized the QRF Program expressly “to encourage and assist individuals with disabilities to achieve maximum personal independence through useful and productive gainful employment by assuring an expanded and constant market for sheltered workshop and activity center products and services.” QRF companies must be nonprofit organizations providing vocational services and employment for Oregonians with qualifying disabilities. The Oregon Department of Administrative Ser-

vices or DAS administers the QRF program. QRF providers are subject to the record keeping and reporting requirements outlined in Administrative Rule. State and Local government public agencies are required to purchase QRF products and services meeting their requirements without a competitive solicitation process. Public agencies directly negotiate contracts with their desired QRF provider at prices set by DAS.



Kim Forrer
(TVW, Inc.)



**Shelly Howard
& Jeff Watson**
(Shangri-La

QRFs Offer New and Expanded Products and Services

The State of Oregon Department of Administrative Services (DAS) must maintain a “procurement list” of products and services available for direct purchase by public agencies without a competitive procurement process. DAS determines the suitability of QRF products and services for inclusion of this list utilizing the standard set by OAR 125-055-0020. During 2014, QRF providers developed some creative employment opportunities for Oregonians with disabilities through

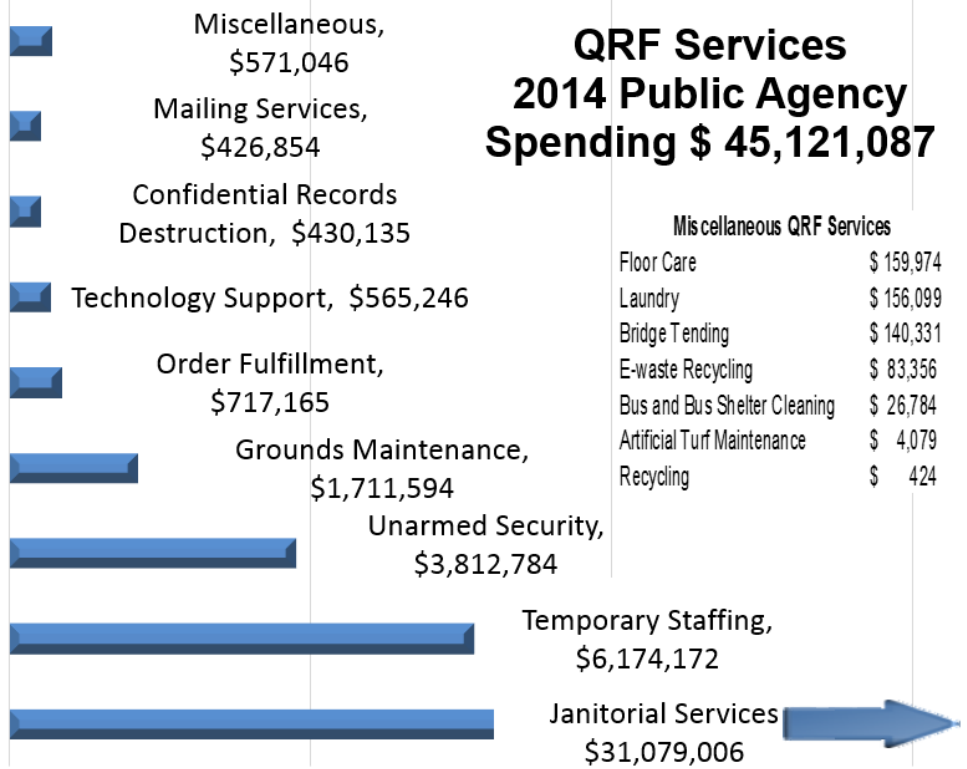
the QRF program. QRF service suitability is regional, usually by county. Products are generally suitable statewide. The QRF provider must demonstrate the capacity to perform the service or provide the product at an industry standard. After these suitability awards, there are 90 QRF services and 17 products provided through the program. See web site for an interactive database of QRF products and services: <http://dasapp.oregon.gov/qrf/index.aspx>

QRF Provider	Product or Service	New Region of Suitability
Garten Services	Janitorial Services	Polk and Yamhill Counties
TVW, Inc.	Janitorial Services	Marion County
Sunrise Enterprises	Recycling	Douglas County
DePaul Industries	Road Traffic Control	Statewide
BlueSun	Road Traffic Control	Statewide
Alternative Services	Indoor Plant Maintenance	Clackamas, Multnomah and Washington Counties
Star of Hope	Recycling	Coos, Curry, and Douglas Counties
Portland Habilitation Center	Wood and Floor Care Services	Coos, Curry Douglas, Multnomah, Washington, Clackamas, Umatilla, Morrow and Hood River Counties
Opportunity Foundation	Recycling Services	Crook, Deschutes and Jefferson Counties
Pathway Enterprises	Food and Beverages Services	Jackson and Jefferson Counties
Shangri-La Corporation	Drug Testing Kits	Statewide
Southern Oregon ASPIRE	Confidential Records Destruction	Douglas, Josephine, Jackson and Klamath Counties

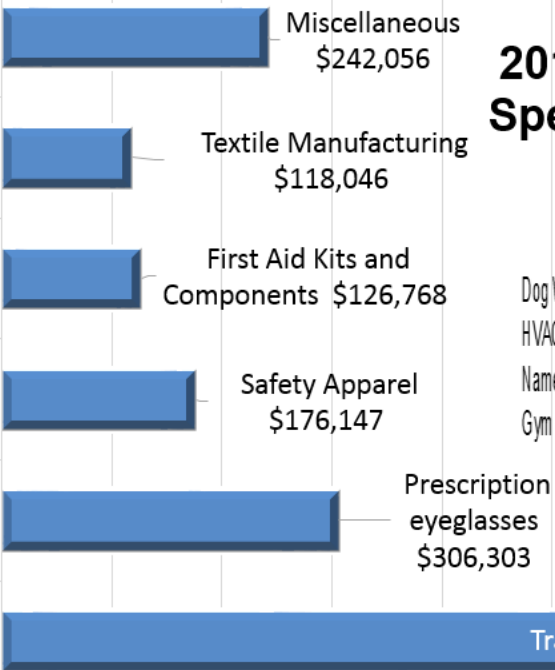
QRF Services

In 2014, QRF Services increased by more than 14 % from 2013.

- The largest part of this increase is due to the sixteen percent increase in Public Agency utilization of QRF janitorial services.
- The other notable change is from the Galt services' newly established Technology Support services; reporting more \$560,000 during the year.
- Most other service categories increased as government agencies began to need more services as the effects of the recession began to fade.



QRF Products 2014 Public Agency Spending \$1,892,706



Miscellaneous QRF Products

Dog Waste bags and Dispenser Systems	\$ 98,100
HVAC Filters	\$ 64,066
Name Plates/Sign Engraving	\$ 40,352
Gym Shorts	\$ 39,537

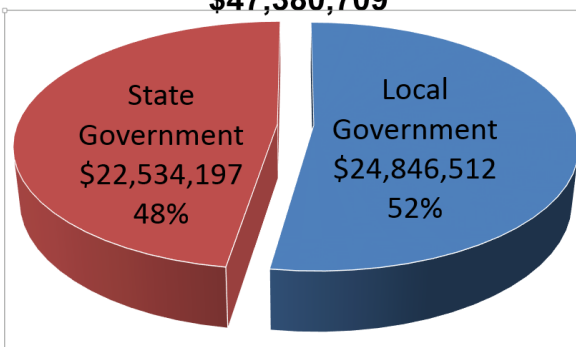
QRF Products

Public Agency purchasing of QRF products decreased relative to 2013 by more than 6%. This decrease, combined with the increase of QRF services relegated products to 4% of the government spending through the QRF program.

QRF Program information can be accessed on the web: <http://www.oregon.gov/DAS/EGS/ps/Pages/QRF/qrf-menu.aspx>

Questions: Contact Darvin Pierce at darvin.pierce@state.or.us or by phone: 503-378-4690

Public Agency Spending \$47,380,709



Local Government spending through the QRF program decreased during 2014, from \$26,163,317 to \$24,846,512. State Government increased significantly as spending seemed to rebound from the recession. With total spending through the QRF program increasing from \$41,315,151 in 2013.