



**HUMAN SERVICES AND HOUSING COMMITTEE  
DISABLED VETERANS IN OREGON  
MARCH 2015**



**OREGON DEPARTMENT  
of VETERANS' AFFAIRS**



FOR THE FIRST TIME IN ODVA'S  
**70 YEAR HISTORY**  
OUR STATE IS SERVING VETERANS  
SPANNING **4 GENERATIONS**  
**5 MAJOR WARS**



**1 OUT OF 10  
OREGONIANS IS A VETERAN**

**322,355  
VETERANS IN THE STATE**



6.5%

WWII



8.5%

KOREA



37.2%

VIETNAM



25.9%

PEACETIME



15.3%

GULF WAR



6.6%

IRAQ/AFGHANISTAN



AGING VETERANS

DISABLED VETERANS

STUDENT VETERANS

WOMEN VETERANS

RURAL VETERANS

MINORITY VETERANS

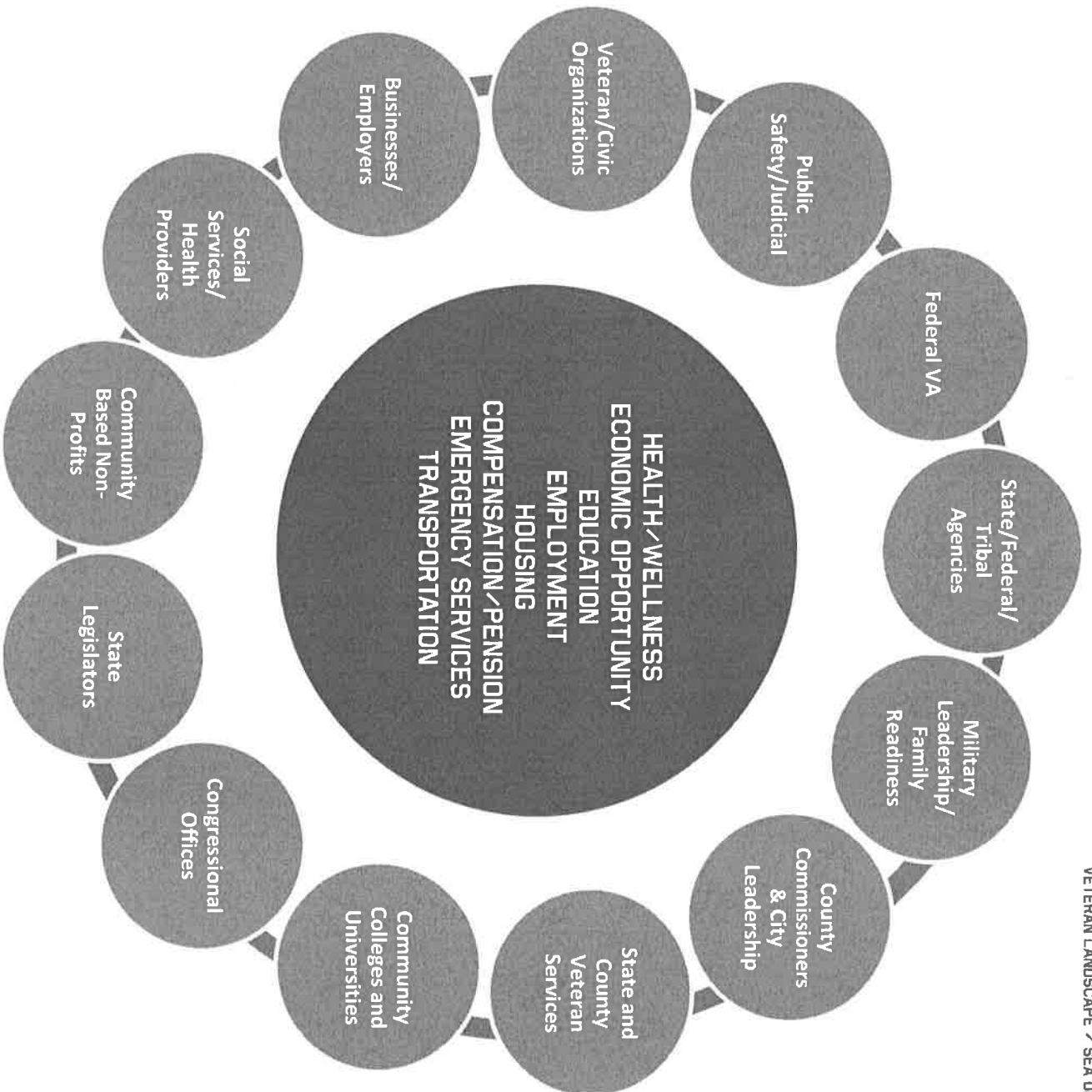
TRIBAL VETERANS

JUSTICE INVOLVED VETERANS

HOMELESS VETERANS



**NEARLY 31,000 OREGONIANS HAVE  
DEPLOYED IN RECENT CONFLICTS.  
ALMOST 38% WERE MEMBERS OF THE  
OREGON NATIONAL GUARD  
AND RESERVE.**



# CORE VETERAN PROGRAMS



**STATEWIDE VETERAN SERVICES**



**HOME LOAN PROGRAM**



**AGING VETERAN SERVICES**



# STATEWIDE VETERAN SERVICES

COUNTY VETERAN SERVICE OFFICES  
TRAINING AND CERTIFICATION  
CLAIMS REVIEW AND APPEALS

CONSERVATORSHIP  
EDUCATIONAL AID  
EMERGENCY ASSISTANCE



FEDERAL VA FOR DECISION

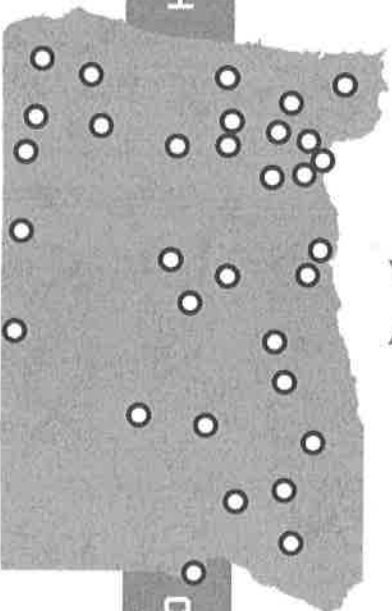


STATEWIDE VETERAN SERVICES

- Power of Attorney
- Training and Certification
- Claims Review and Appeals



VETERAN FILES CLAIM THROUGH



COUNTY VETERAN SERVICE OFFICES



**3 OUT OF 10**  
VETERANS HAVE ACCESSED THEIR FEDERAL BENEFITS




**>71,000**

TOTAL CLAIMS FILED UNDER ODVA'S POWER OF ATTORNEY IN FY13-14

**>16,000**

NEW CLAIMS IN FY13-14

# FEDERAL VETERAN DISABILITY COMPENSATION AND HEALTHCARE DOLLARS RECEIVED IN OREGON 2003 - 2013 COMPARISON




# \$72 MILLION


PER MONTH IN DISABILITY PAYMENTS  
WAS RECEIVED BY  
59,160 OREGON VETERANS IN 2013

**\$14,695** ANNUAL AVERAGE

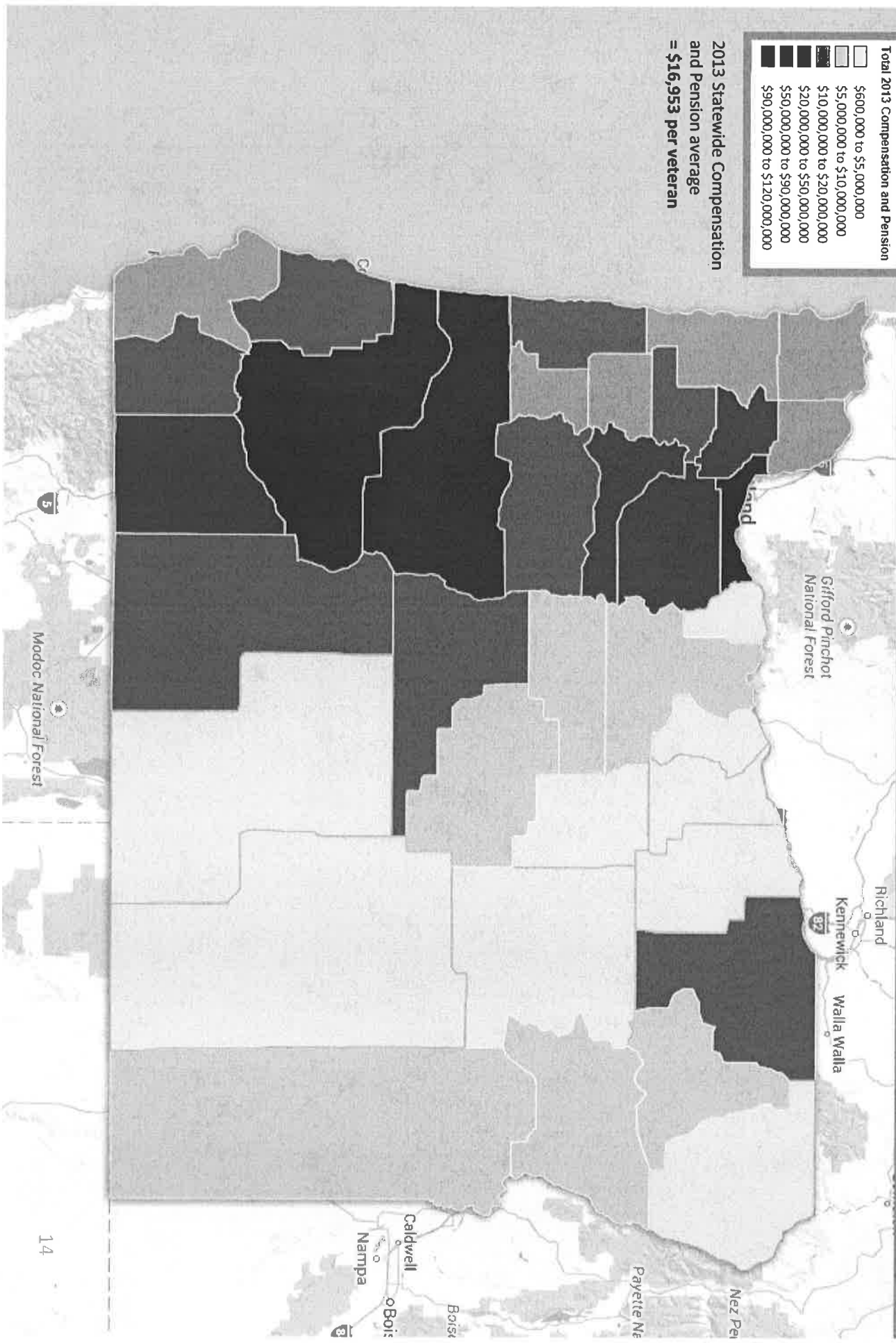
EXCEEDS THE NATIONAL AVERAGE OF \$13,131








**2013 Statewide Compensation and Pension average = \$16,953 per veteran**



# DISABLED VETERANS IN OREGON

A CLOSER LOOK

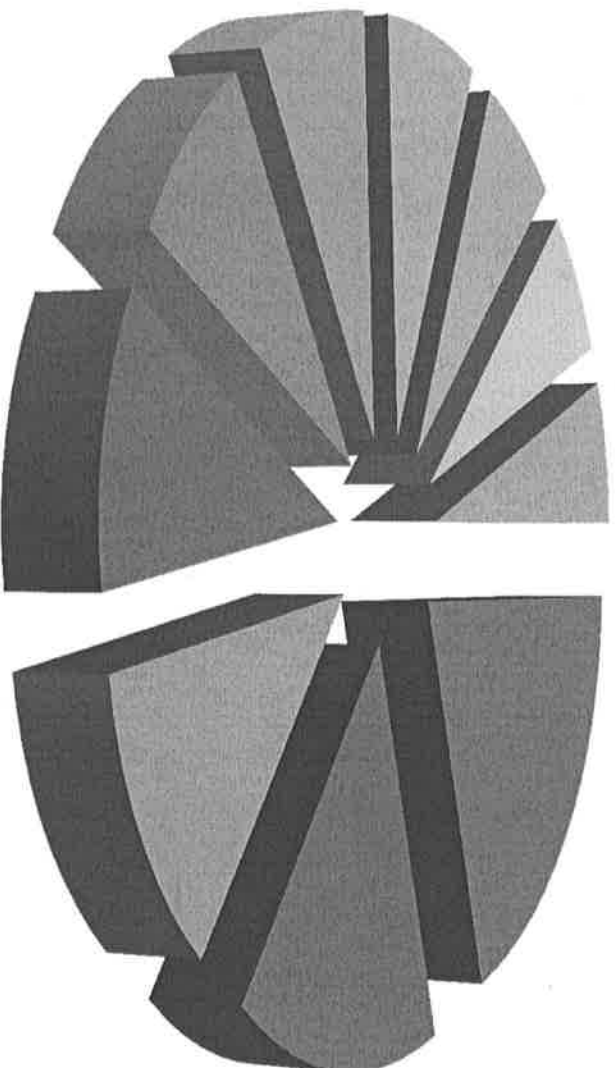


# DISABLED VETERANS IN OREGON

A CLOSER LOOK



# Most Prevalent Service-Connected Disabilities



- Tinnitus
- Hearing Loss
- PTSD
- Scars
- Limitation of knee
- Lumbosacral / cervical strain
- Diabetes
- Paralysis of the sciatic nerve
- limitation of ankle
- Arthritis of the Spine