

Oregon Board of Medical Imaging



2015-2017 Governor's Budget

**OREGON BOARD OF MEDICAL IMAGING
2015-2017 GOVERNOR'S BUDGET
TABLE OF CONTENTS**

i.	Table of Contents	i
ii.	Certification	iii
<u>LEGISLATIVE ACTION</u>		
	2011-13 Budget Reports	1
<u>AGENCY SUMMARY</u>		
1.	Agency Summary Narrative	
	• Budget Summary Graphics	11
	• Mission Statement and Statutory Authority	12
	• Agency Plans	12
	• Agency Process Improvement Efforts	13
	• 2015-2017 Short-Term Plan	14
	• Environmental Factors	15
	• Initiatives	15
	• Criteria for the 2015-17 Budget Development	16
	• Major Information Technology Projects/Initiatives	18
	• Annual Performance Progress Report	19
2.	Program Prioritizing for 2015-2017	21
3.	Reduction Options	23
4.	Organization Chart	24
5.	Summary of 2015-2017 Budget (BDV104)	25
6.	ORBITS Agencywide Program Unit Summary (BPR010)	28
<u>REVENUES</u>		
1.	Revenue Forecast Narrative/Graphics	30
2.	Detail of Lottery Funds, Other Funds and Federal Funds Revenue (BPR012)	33
3.	ORBITS Detail of Lottery Funds, Other Funds, and Federal Funds Revenue (BPR012)	34
<u>PROGRAM UNITS</u>		
1.	Program Units Summary	35
2.	Policy Packages Narrative	36
3.	Essential and Policy Package Fiscal Impact Summary (BPR013)	38
4.	ORBITS Detail of Lottery Funds, Other Funds, and Federal Funds Reserve (BPR012)	46
<u>SPECIAL REPORTS</u>		
1.	Information Technology-related Projects/Initiatives	47
2.	Facility Proposal Impact on Work Space Requirements	47
3.	Audit Response Report	47
4.	Affirmative Action Report	48

OREGON BOARD OF MEDICAL IMAGING
2015-2017 GOVERNOR'S BUDGET
TABLE OF CONTENTS

5. Summary Cross Reference Listing and Packages (BSU003A).....50
6. Policy Package List by Priority (BSU004A)53
7. Budget Support – Detail Revenues and Expenditures (BDV103A)54
8. Version/Column Comparison Report – Detail (ANA100A)60
9. Packages Comparison Report – Detail (ANA101A)64
10. PPDPLBUDCL – Summary List by Pkg. By Summary XREF75
11. PPDPLAGYCL – Summary List by Pkg. by Agency76

CERTIFICATION


I hereby certify that the accompanying summary and detailed statements are true and correct to the best of my knowledge and belief and that the arithmetic accuracy of all numerical information has been verified.

Oregon Board of Medical Imaging

800 NE Oregon St, Suite 1160A, Portland, OR 97232

Agency Name

Agency Address



Signature

Board Chair

Title

Notice: Requests of those agencies headed by a board or commission must be approved by those bodies of official action and signed by the board or commission chairperson. The requests of other agencies must be approved and signed by the agency director or administrator.

Agency Request

Governor's Balanced

Legislatively Adopted

Budget Page ii

107BF01

OREGON BOARD OF MEDICAL IMAGING

GOVERNOR'S BUDGET FOR 2015-2017

LEGISLATIVE ACTION

Enrolled
Senate Bill 5526

Printed pursuant to Senate Interim Rule 213.28 by order of the President of the Senate in conformance with pre-session filing rules, indicating neither advocacy nor opposition on the part of the President (at the request of Oregon Department of Administrative Services)

CHAPTER

AN ACT

Relating to the financial administration of specified boards; limiting expenditures; and declaring an emergency.

Be It Enacted by the People of the State of Oregon:

SECTION 1. Notwithstanding any other law limiting expenditures, the amount of \$1,412,605 is established for the biennium beginning July 1, 2013, as the maximum limit for payment of expenses from fees, moneys or other revenues, including Miscellaneous Receipts, but excluding lottery funds and federal funds, collected or received by the State Mortuary and Cemetery Board.

SECTION 2. Notwithstanding any other law limiting expenditures, the amount of \$633,011 is established for the biennium beginning July 1, 2013, as the maximum limit for payment of expenses from fees, moneys or other revenues, including Miscellaneous Receipts, but excluding lottery funds and federal funds, collected or received by the Oregon Board of Naturopathic Medicine.

SECTION 3. Notwithstanding any other law limiting expenditures, the amount of \$368,816 is established for the biennium beginning July 1, 2013, as the maximum limit for payment of expenses from fees, moneys or other revenues, including Miscellaneous Receipts, but excluding lottery funds and federal funds, collected or received by the Occupational Therapy Licensing Board.

SECTION 4. Notwithstanding any other law limiting expenditures, the amount of \$838,505 is established for the biennium beginning July 1, 2013, as the maximum limit for payment of expenses from fees, moneys or other revenues, including Miscellaneous Receipts, but excluding lottery funds and federal funds, collected or received by the Board of Medical Imaging.

SECTION 5. Notwithstanding any other law limiting expenditures, the amount of \$531,904 is established for the biennium beginning July 1, 2013, as the maximum limit for payment of expenses from fees, moneys or other revenues, including Miscellaneous Receipts, but excluding lottery funds and federal funds, collected or received by the State Board of Examiners for Speech-Language Pathology and Audiology.

SECTION 6. Notwithstanding any other law limiting expenditures, the amount of \$743,308 is established for the biennium beginning July 1, 2013, as the maximum limit for payment of expenses from fees, moneys or other revenues, including Miscellaneous Receipts, but excluding lottery funds and federal funds, collected or received by the State Board of Examiners for Speech-Language Pathology and Audiology.

cluding lottery funds and federal funds, collected or received by the Oregon State Veterinary Medical Examining Board.

SECTION 7. This 2013 Act being necessary for the immediate preservation of the public peace, health and safety, an emergency is declared to exist, and this 2013 Act takes effect July 1, 2013.

Passed by Senate June 4, 2013

.....
Robert Taylor, Secretary of Senate

.....
Peter Courtney, President of Senate

Passed by House June 14, 2013

.....
Tina Kotek, Speaker of House

Received by Governor:

.....M.,....., 2013

Approved:

.....M.,....., 2013

.....
John Kitzhaber, Governor

Filed in Office of Secretary of State:

.....M.,....., 2013

.....
Kate Brown, Secretary of State

21

77th OREGON LEGISLATIVE ASSEMBLY – 2013 Session
BUDGET REPORT AND MEASURE SUMMARY

JOINT COMMITTEE ON WAYS AND MEANS

MEASURE: SB 5526-A

Carrier – House: Rep. Frederick
Carrier – Senate: Sen. Edwards

Action: Do Pass as Amended and as Printed A-Engrossed

Vote: 18 – 6 – 2

House

Yeas: Barker, Buckley, Frederick, Jenson, Komp, Nathanson, Read, Tomei, Williamson

Nays: Freeman, Hanna, Huffman, McLane, Richardson

Exc: Smith

Senate

Yeas: Devlin, Edwards, Girod, Hansell, Monroe, Rosenbaum, Steiner Hayward, Thomsen, Winters

Nays: Whitsett

Exc: Bates

Prepared By: Tamara Brickman, Department of Administrative Services

Reviewed By: John Terpening, Legislative Fiscal Office

Meeting Date: May 24, 2013

Agency

Health Related Licensing Boards

Biennium
2013-15

Budget Summary*

	2011-13 Legislatively Approved Budget ⁽¹⁾	2013-15 Current Service Level	2013-15 Committee Recommendation	Committee Change from 2011-13 Leg. Approved	
				\$\$ Change	% Change
Other Funds	\$ 4,138,794	\$ 4,368,959	\$ 4,528,149	\$ 389,355	9.4%
Total	\$ 4,138,794	\$ 4,368,959	\$ 4,528,149	\$ 389,355	9.4%

Position Summary

Authorized Positions	19	19	19	0
Full-time Equivalent (FTE) positions	16.86	16.36	17.21	0.35

(1) Includes adjustments through December 2012.
* Excludes Capital Construction expenditures

Summary of Revenue Changes

The Health Related Licensing Boards comprise six independent licensing boards supported by Other Fund revenues primarily derived from examination, application, and licensing fees. The boards are combined into one agency for the ease of budgetary reporting; however each has a separate limitation within the bill that is approved by the Legislature.

Board of Examiners for Speech-Language Pathology and Audiology

The Subcommittee approved a fee increase anticipated to provide \$145,249 of revenue which will allow the Board to maintain an adequate ending balance. The fee increase includes raising the initial application fee for all license types from \$40 to \$75, the Audiologist and Speech-Language Pathologist biennial license and renewal fees from \$160 to \$210, and the Speech-Language Pathology Assistants biennial certificate and renewal fee from \$50 to \$65.

Veterinary Medical Examining Board

The Subcommittee approved a fee increase anticipated to provide \$243,000 of revenue which will allow the Board to maintain an adequate ending balance. The fee increase includes raising the initial veterinary license and annual license renewal fees from \$100 to \$150 and the Certified Veterinary Technician license and renewal fees from \$25 to \$30 annually.

Summary of Education Subcommittee Action

Oregon Mortuary and Cemetery Board

The Oregon Mortuary and Cemetery Board regulates the individuals and facilities engaged in the care, preparation, processing, transportation and final disposition of human remains through licensing, inspection, and disciplinary programs. The Subcommittee approved a budget of \$1,412,605

)

)

)

Other Funds and six positions (5.71 FTE). The budget reflects a 6.9% increase from the 2011-2013 legislatively approved budget and provides the Board with an ending balance of \$582,813, which is approximately ten months of operating reserves.

The Subcommittee approved statewide administrative reductions and PERS taxation policy changes reflected in SB 822.

Oregon Board of Naturopathic Medicine

The Oregon Board of Naturopathic Medicine regulates naturopathic physicians through licensing and disciplinary programs. The Subcommittee approved a budget of \$633,011 Other Funds and three positions (2.50 FTE), which is a 5.8% increase over the 2011-2013 legislatively approved budget. The budget provides the Board with an ending balance of \$216,482, which is approximately 8 months of operating reserves.

The Subcommittee approved the following:

- Package 150 – Continue 0.50 FTE Investigator: This package provides \$88,989 Other Funds expenditure limitation to make permanent a Limited Duration part-time investigator position (0.50 FTE). The LD position was first approved in the 2010 special session and again for the 2011-2013 biennium.

In addition to the package above, the Subcommittee approved statewide administrative reductions and PERS taxation policy changes reflected in SB 822.

Occupational Therapy Licensing Board

The Occupational Therapy Licensing Board regulates the practice of occupational therapy through licensing and disciplinary programs. The Subcommittee approved a budget of \$368,816 Other Funds and two positions (1.25 FTE), which is a 1.3% increase from the 2011-2013 legislatively approved budget. The budget provides the Board with an ending balance of \$339,358, which is approximately twenty-two months of operating reserves. Prior to the 2011 Legislative session, the Board administratively reduced the biennial license renewal fees, which should begin to reduce the Board's ending balance. The Board needs to maintain at least nine months of operating reserves due to its licensing renewal cycle, which occurs once a biennium.

The Subcommittee approved statewide administrative reductions and PERS taxation policy changes reflected in SB 822.

Board of Medical Imaging

The Oregon Board of Medical Imaging licenses and regulates radiographers, radiation therapists, limited x-ray machine operators, nuclear medicine technologists, sonographers, and MRI technologists. The Subcommittee approved a budget of \$838,505 Other Funds and three positions (3.00 FTE), which is an 11.9% increase over from the 2011-2013 legislatively approved budget, and provides the Board with an ending balance of \$187,898, which is approximately five months of operating reserves.

The Subcommittee approved the following:

- Package 160 – Scanner Support: This package provides \$11,146 Other Funds expenditure limitation to enable the board to purchase a scanner in order to move toward electronic document storage. The limitation built into this package would provide for a scanner for document imaging and management and provide for better security of the board's records. The board has limited space for storage of paperwork in filing cabinets for over 6,500 licenses and other documents.
- Package 161 – Shift Investigator Costs: This package adds \$11,120 Other Funds expenditure limitation for the professional services costs associated with an inter-agency agreement with Radiation Protective Services within the Oregon Health Authority to provide investigative work for the Board. This package also shifts the costs of the investigator from personal services to professional services. In 2011, the Legislature approved a limited duration part-time investigator (0.25 FTE) to assist the Board with an increase in investigative workload as a result of legislation approving the licensure and regulation of three new license types.

In addition to the packages mentioned above, the Subcommittee approved statewide administrative reductions and PERS taxation policy changes reflected in SB 822.

Board of Examiners for Speech-Language Pathology and Audiology

The Board of Examiners for Speech-Language Pathology and Audiology regulates Speech-Language Pathologists (SLP), Speech-Language Pathology Assistants (SLPA) and Audiologists through licensing and disciplinary programs. The Subcommittee approved a budget of \$531,904 Other Funds and two positions (2.00 FTE), which is a 31.5% increase over the 2011-2013 legislatively approved budget. The budget, which includes a fee increase, provides the Board with an ending balance of \$274,788, which is approximately 12 months of operating reserves that should sustain the Board's operations for two biennia.

The Subcommittee approved the following:

- Package 180 – Increased Administrative Workload: This package increases the Executive Director position from 0.60 FTE to 1.00 FTE and includes \$79,524 Other Funds limitation. This request was previously approved by the Emergency Board in December 2010.
- Package 181 – Criminal Background Checks: This package provides \$19,358 Other Funds limitation for criminal background checks. The Board plans to do fingerprint background checks on all new applicants (estimated at 435 for the 2013-2015 biennium). The charge for fingerprints will be \$44.50 and the fees will be passed through to the Oregon State Police.
- Package 182 – Enhanced Investigation: This package increases the Administrative Assistant position from 0.80 FTE to 1.00 FTE and includes \$19,913 Other Funds limitation. This increase is to address the increased investigative caseload and the initiation of fingerprint background checks for new applicants.
- Package 183 – Fee Increase: This package is a revenue only package that includes a fee increase anticipated to generate \$145,249 of Other Funds to cover the Board's operating costs for 2013-2015 and allow the board to maintain an adequate ending balance.

In addition to the packages mentioned above, the Subcommittee approved statewide administrative reductions and PERS taxation policy changes reflected in SB 822.

Oregon Veterinary Medical Examining Board

The Oregon Veterinary Medical Examining Board regulates the veterinary professions in Oregon through enforcement of the Veterinary Practice Act. The Subcommittee approved a budget of \$743,308 Other Funds and three positions (2.75 FTE), which is 5.9% increase over the 2011-2013 legislatively approved budget. The budget, which includes a fee increase, provides the Board with an ending balance of \$394,477, which is approximately 13 months of operating reserves that should sustain the Board's operations for two biennia.

The Subcommittee approved the following:

- Package 190 – Fee Increase: This package is a revenue only package that includes a fee increase anticipated to generate \$243,000 of Other Funds to cover the Board's operating costs for 2013-2015 and allow the board to maintain an adequate ending balance.

In addition to the package above, the Subcommittee approved statewide administrative reductions and PERS taxation policy changes reflected in SB 822.

Summary of Performance Measure Action

See attached Legislatively Adopted 2013-15 Key Performance Measures form.

DETAIL OF JOINT COMMITTEE ON WAYS AND MEANS ACTION

Health Related Licensing Boards
 Tamara Brickman -- (503) 378-4709

DESCRIPTION	GENERAL FUND	LOTTERY FUNDS	OTHER FUNDS		FEDERAL FUNDS		TOTAL ALL FUNDS	POS	FTE
			LIMITED	NONLIMITED	LIMITED	NONLIMITED			
2011-13 Legislatively Approved Budget at Dec 2012 *	\$ 0	\$ 0	\$ 4,138,794	\$ 0	\$ 0	\$ 0	\$ 4,138,794	19	16.86
2013-15 ORBITS printed Current Service Level (CSL) *	\$ 0	\$ 0	\$ 4,368,959	\$ 0	\$ 0	\$ 0	\$ 4,368,959	19	16.36
SUBCOMMITTEE ADJUSTMENTS (from CSL)									
SCR 017 - Mortuary Board									
Package 091: Statewide Administrative Savings Services and Supplies	\$ 0	\$ 0	\$ (463)	\$ 0	\$ 0	\$ 0	\$ (463)		
Package 092: PERS Taxation Policy Personal Services	\$ 0	\$ 0	\$ (2,512)	\$ 0	\$ 0	\$ 0	\$ (2,512)	0	0.00
Package 093: Other PERS Adjustments Personal Services	\$ 0	\$ 0	\$ (20,075)	\$ 0	\$ 0	\$ 0	\$ (20,075)	0	0.00
SCR 018 - Naturopathic Medicine									
Package 091: Statewide Administrative Savings Services and Supplies	\$ 0	\$ 0	\$ (462)	\$ 0	\$ 0	\$ 0	\$ (462)		
Package 092: PERS Taxation Policy Personal Services	\$ 0	\$ 0	\$ (1,006)	\$ 0	\$ 0	\$ 0	\$ (1,006)	0	0.00
Package 093: Other PERS Adjustments Personal Services	\$ 0	\$ 0	\$ (8,041)	\$ 0	\$ 0	\$ 0	\$ (8,041)	0	0.00
Package 150: Continue .50 FTE Investigator Personal Services	\$ 0	\$ 0	\$ 88,989	\$ 0	\$ 0	\$ 0	\$ 88,989	1	0.50
SCR 020 - Occupational Therapists									
Package 091: Statewide Administrative Savings Services and Supplies	\$ 0	\$ 0	\$ (462)	\$ 0	\$ 0	\$ 0	\$ (462)		
Package 092: PERS Taxation Policy Personal Services	\$ 0	\$ 0	\$ (622)	\$ 0	\$ 0	\$ 0	\$ (622)	0	0.00
Package 093: Other PERS Adjustments Personal Services	\$ 0	\$ 0	\$ (4,970)	\$ 0	\$ 0	\$ 0	\$ (4,970)	0	0.00

Health Related Licensing Boards
 Tamara Brickman -- (503) 378-4709

DESCRIPTION	GENERAL FUND	LOTTERY FUNDS	OTHER FUNDS		FEDERAL FUNDS		TOTAL ALL FUNDS	POS	FTE
			LIMITED	NONLIMITED	LIMITED	NONLIMITED			
SCR 026 - Medical Imaging									
Package 091: Statewide Administrative Savings Services and Supplies	\$ 0	\$ 0	\$ (463)	\$ 0	\$ 0	\$ 0	\$ (463)		
Package 092: PERS Taxation Policy Personal Services	\$ 0	\$ 0	\$ (1,178)	\$ 0	\$ 0	\$ 0	\$ (1,178)	0	0.00
Package 093: Other PERS Adjustments Personal Services	\$ 0	\$ 0	\$ (9,412)	\$ 0	\$ 0	\$ 0	\$ (9,412)	0	0.00
Package 160: Scanner Support Services and Supplies	\$ 0	\$ 0	\$ 11,146	\$ 0	\$ 0	\$ 0	\$ 11,146		
Package 161: Shift Investigator costs to prof serv Personal Services	\$ 0	\$ 0	\$ (23,152)	\$ 0	\$ 0	\$ 0	\$ (23,152)	-1	-0.25
Services and Supplies	\$ 0	\$ 0	\$ 34,272	\$ 0	\$ 0	\$ 0	\$ 34,272		
SCR 028 - Speech-Language Path. and Audio.									
Package 091: Statewide Administrative Savings Services and Supplies	\$ 0	\$ 0	\$ (462)	\$ 0	\$ 0	\$ 0	\$ (462)		
Package 092: PERS Taxation Policy Personal Services	\$ 0	\$ 0	\$ (1,089)	\$ 0	\$ 0	\$ 0	\$ (1,089)	0	0.00
Package 093: Other PERS Adjustments Personal Services	\$ 0	\$ 0	\$ (8,699)	\$ 0	\$ 0	\$ 0	\$ (8,699)	0	0.00
Package 180: Increased Administrative/Compliance Personal Services	\$ 0	\$ 0	\$ 79,524	\$ 0	\$ 0	\$ 0	\$ 79,524	0	0.40
Package 181: Criminal Background Check Fees Services and Supplies	\$ 0	\$ 0	\$ 19,358	\$ 0	\$ 0	\$ 0	\$ 19,358		
Package 182: Enhanced Investigation/Background Personal Services	\$ 0	\$ 0	\$ 19,913	\$ 0	\$ 0	\$ 0	\$ 19,913	0	0.20
SCR 029 - Veterinary Medical Examiners									
Package 091: Statewide Administrative Savings Services and Supplies	\$ 0	\$ 0	\$ (463)	\$ 0	\$ 0	\$ 0	\$ (463)		

Health Related Licensing Boards
 Tamara Brickman -- (503) 378-4709

DESCRIPTION	GENERAL FUND	LOTTERY FUNDS	OTHER FUNDS		FEDERAL FUNDS		TOTAL ALL FUNDS	POS	FTE
			LIMITED	NONLIMITED	LIMITED	NONLIMITED			
Package 092: PERS Taxation Policy Personal Services	\$ 0	\$ 0	\$ (1,166)	\$ 0	\$ 0	\$ 0	\$ (1,166)	0	0.00
Package 093: Other PERS Adjustments Personal Services	\$ 0	\$ 0	\$ (9,315)	\$ 0	\$ 0	\$ 0	\$ (9,315)	0	0.00
TOTAL ADJUSTMENTS	\$ 0	\$ 0	\$ 159,190	\$ 0	\$ 0	\$ 0	\$ 159,190	0	0.85
SUBCOMMITTEE RECOMMENDATION*	\$ 0	\$ 0	\$ 4,528,149	\$ 0	\$ 0	\$ 0	\$ 4,528,149	19	17.21
% Change from 2011-13 Leg Approved Budget	0.0%	0.0%	9.4%	0.0%	0.0%	0.0%	9.4%		
% Change from 2013-15 Current Service Level	0.0%	0.0%	3.8%	0.0%	0.0%	0.0%	3.6%		

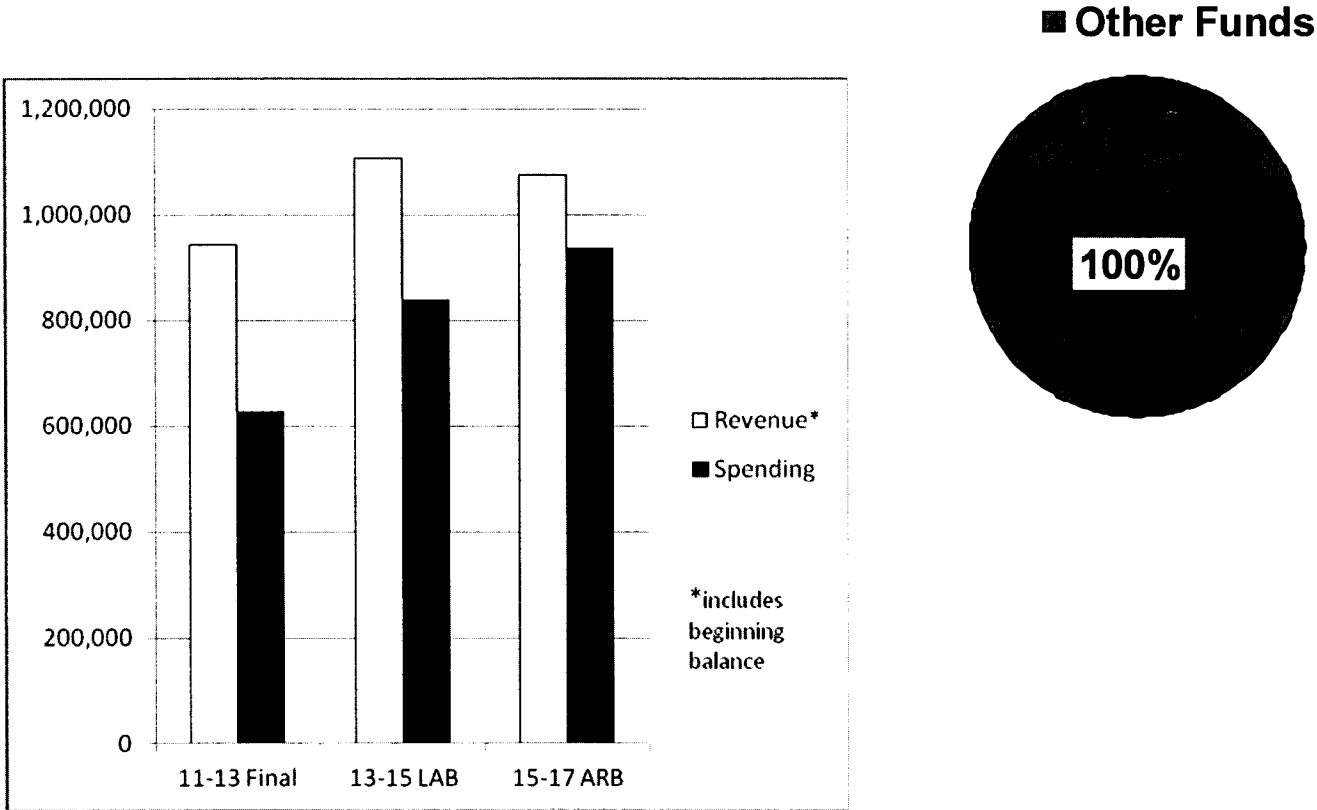
OREGON BOARD OF MEDICAL IMAGING

GOVERNOR'S BUDGET FOR 2015-2017

AGENCY SUMMARY

AGENCY SUMMARY NARRATIVE

BOARD OF MEDICAL IMAGING



Mission Statement and Statutory Authority

Mission Statement: The mission of the Oregon Board of Medical Imaging is to promote, preserve and protect the public health, safety and welfare of Oregonians who are undergoing medical imaging studies performed by agency licensees for the purpose of medical diagnosis and therapy.

Statutory Authority: Oregon Revised Statute 688.405 to 688.605 and 688.915 and 688.930. Oregon Administrative Rules 337-001-0000 to 337-030-0025.

Agency Plans

To protect the public health, the Board seeks to assure that all medical imaging technologists are licensed as required by Oregon statute. This has been a particular concern since 2009 legislation (effective July 2010) expanded the licensure law to include technologists who practice in MRI, nuclear medicine and sonography. Oregon was the first state in the nation to implement licensure for sonographers. Just prior to adding new licensure modalities in July 2010, the Board had 4,500 permanent and temporary licenses. As of June 2014, there were over 6,000 permanent and temporary licenses issued, a 34 percent increase. Because of the influx of new licensure modalities, awareness of the new law and compliance have been a focus of Board concern and activity.

In this regard, the Board has worked to inform imaging technologists and health institutions of the expanded licensure requirements for medical imaging, and has enforced the law by bringing technologists who practice without a license before the Board, and also bringing employers (hospitals and clinics) before the Board to make them aware of the requirement for technologists to be licensed. The Board works closely with Radiation Protection Services (RPS), part of the Oregon Health Authority, which inspects x-ray labs and forwards concerns regarding licensees to OBMI for investigation and follow-up. In 2012 and 2014 the Board conducted community meetings in Bend, Medford, Grande Ronde and Pendleton, in part to cultivate greater awareness of licensure laws and obtain feedback from licensees and the community. In addition, the Board instituted an e-newsletter in 2012 to notify licensees and other interested parties regarding licensure law, rule changes, and related items of interest regarding medical imaging.

BUDGET NARRATIVE

The Board is working to enhance its collaborative relationship with Oregon Radiation Protection Services (RPS), through an interagency agreement to contract with RPS for part-time investigator services. By utilizing investigators currently employed by RPS, the OBMI gains experienced and knowledgeable professionals who understand medical imaging practice and technology, and who will be able to identify regulatory compliance issues that would likely elude an investigator who is not trained in the technical aspects of medical imaging.

Agency Process Improvement Efforts

Clarifying, Updating and Streamlining Regulations: The OBMI is undergoing a continuous improvement process of reviewing agency regulations and practices, and will continue to perform reviews during the 2015-17 biennium. Through development of clear and reasonable regulations, along with effective communication processes, the Board can promote licensure compliance and thereby improve the public health and safety. Recent continuous improvement initiatives include:

- Amended the process for issuance of late renewal fees to make it easier for licensees to comply and avoid penalties;
- Clarified provisional licensure status to enable licensees to continue to work in the field while complying with national credentialing requirement;
- Implemented policies to enable long-time radiographers to continue to maintain their licensure;
- Revised regulations to help limited x-ray schools maintain compliance with their national accrediting entity;
- Enacted administrative rules to clarify the process for students to obtain temporary licensure;
- Developed a quick reference guide to help clarify licensure requirements;
- Ongoing project to upgrade and simply the OBMI website to make it more useful and efficient for licensees and the public;
- Initiated an e-newsletter to update licensees on new laws and regulations and promote compliance and obtain feedback;
- Held community meetings in rural communities of eastern and southern Oregon, to improve awareness of licensure requirements and to promote two-way communication.

Performance management and performance measures

The Board strives to:

- Complete properly-submitted license applications and renewal applications within five days.
- Complete an initial response to all inquiries from licensees, applicants and the public within one business day.
- Continuously update and improve the Board website to make it more useful and user-friendly to licensees and the public.
- Complete and update of the Board's database to assure reliability in licensing.

2013-15 Short-Term Plan

Agency Programs

Primary functions of the Board of Medical Imaging:

- Licensure: The OBMI's licensure process assures that imaging technologists are qualified, in order to promote safety through properly-executed health procedures and improved health outcomes. The OBMI establishes licensure standards, completes background checks of license applicants, and confirms national registry credentials and/or continuing education attendance. To promote timely renewal and reduce licensure violations, the OBMI mails reminder notices to licensees in advance of the renewal date. The OBMI issues several licensure types, including permanent licensure for fully-qualified technologists, provisional licensure for current licensees who are gaining clinical experience to add a specialty to the current license, and temporary licensure to allow students and recent graduates to work under supervision while completing clinical requirements toward permanent licensure. Licensure is available to qualified radiographers, radiation therapists, limited x-ray operators and – newly added in July, 2010 – nuclear medicine technologists, sonographers, and MRI technologists.
- Education: The OBMI provides oversight and authorization to educational institutions that offer initial education programs for limited x-ray permits and also to schools that offer continuing education to licensees. Working with a vendor, the Board oversees initial examinations for limited x-ray machine operators.
- Enforcement to promote effective compliance: The OBMI investigates violations of licensure statutes and rules, and is typically able to resolve infractions through negotiated agreements. The Board works closely with DHS' Radiation Protection Services (RPS), which is directed by statute (ORS 688.595) to enforce the medical imaging law. The OBMI will, if necessary, initiate disciplinary action including civil penalties, license suspension or revocation. In this regard, OBMI staffers provide daily one-on-one communication with licensees and applicants, through telephone, email and walk-ins, to help licensees maintain compliance and avoid violations. The OBMI staff work to clarify licensure requirements on the website and through a new e-newsletter. The OBMI had 46 disciplinary cases in 2014, 48 disciplinary cases in 2013, 68 disciplinary cases in 2012, 23 disciplinary cases in 2011, 47 cases in 2010, 37 cases in 2009 and 36 cases in 2008.

BUDGET NARRATIVE

Environmental Factors

Board statutes, policies and practices must be in conformance with, or be able to react to, a variety of outside factors that impact the regulation and practice of medical imaging, including:

1. **Dynamic technology environment:** Medical imaging technology is in a state of continuous modernization. As the industry and technology evolve, statutes, regulations and practices need to be reviewed and updated to be relevant to the current technology environment.
2. **Broader health care marketplace:** Technology and demographics, as well as political and economic factors related to cost containment and covering the uninsured, cause ongoing changes in the health care marketplace. In particular, aging of the population is expected to increase demand for health care services including imaging services.
3. **Licensure base is growing:** Medical imaging is a profession that is growing in numbers and in areas of specialization. This will likely create ongoing stresses to regulatory efforts to assure quality and safety for the public.
4. **National credentialing registries:** Oregon medical imaging licensure is closely aligned with national credentialing registries and professional societies. As these national entities evolve, Oregon regulatory practices must keep abreast of changes at the national level.
5. **Federal and state health regulations:** There are multiple layers of health regulations that require coordination with other agencies and/or levels of government, making compliance for practitioners and enforcement for regulatory agencies more challenging.
6. **Other state laws in conflict with Oregon laws:** A number of medical imaging technologists move to Oregon to take a job without realizing that Oregon's licensure laws are more comprehensive than other states. This creates ongoing challenges to improve public awareness and enforcement of regulations.
7. **Educational institutions:** Medical imaging technologists receive education from certain public and private post-secondary institutions. The health care marketplace is dependent upon these institutions to provide appropriate classroom training. These institutions may work in cooperation with health institutions to provide necessary supervised clinical experience. In some cases, lack of availability of classes and training can make it difficult for health institutions, particularly in rural areas, to recruit appropriately-trained technologists.

Agency Initiatives

1. Policy Option Package 130 – Fee for fingerprint background check for first-time license applicants: To assure that applicants for initial licensure are ethically and professionally competent and qualified to deliver health care services to Oregonians. Background checks for health care providers are important because these individuals provide services to patients who are in a vulnerable and trusting position in relation to the health care worker. The OBMI's current criminal background verification method, using the Law

BUDGET NARRATIVE

Enforcement Data System (LEDS), only checks Oregon records through the Oregon State Police. With hundreds of new applicants every year, including a substantial number of out-of-state residents seeking Oregon licensure, the Board is better able to meet the mission of protecting the public health by instituting a more comprehensive criminal background verification process. Under this process, the fingerprint record will be collected by OBMI, as part of the application process, and transferred to the OSP to complete the national criminal background check. The OBMI will continue current practice or conducting a LEDS state-only criminal background check on all renewal applicants.

2. Policy Option Package 131 – Provide a pathway for physician assistants to practice fluoroscopy: The Oregon Society of Physician Assistants (OSPA) asked the OBMI to provide a pathway for physician assistants to practice fluoroscopy, a continuous beam x-ray technology capable of emitting high doses of radiation, used to create images of moving internal structures that can be viewed on a display monitor, for diagnostic purposes. The OSPA notes that a number of other states allow PAs to practice fluoroscopy and claims that it will enhance the delivery of safe and efficient patient care. In response, the OBMI submitted a legislative concept for 2015 to create a statutory process for physician assistants to apply through the OBMI to sit for a national examination and, once the examination is successfully completed, to apply to the OBMI for a fluoroscopy permit which must be renewed every two years for \$120, which is the same two-year fee the OBMI charges for other categories of license or permit. The OBMI estimates no more than 30 applicants during the 2015-17 biennium. Total revenue during FY 15-17 is estimated at \$7,950, with \$4,200 of that amount staying with the OBMI and the remaining \$3,750 passed-through to the American Registry of Radiologic Technologists, which will administer a national examination on contract with the OBMI.

CRITERIA FOR 2015-2017 BUDGET DEVELOPMENT

1. Licensure: *Ensure all eligible applicants hold a current license to practice medical imaging technology.*
2. Compliance: Ensure the safety of those Oregonians who are cared for by medical imaging technologists, professionals, radiation therapists, LXMO and operators of subspecialties and emerging or hybrid technology.
3. Education: Require high standards for all Oregon medical imaging technology programs under the governance of the Board.
4. Governance: Ensure the Board follows its mission and legal mandate while recognizing growth in technology needs.

BUDGET NARRATIVE

Licensure: Ensure all eligible applicants hold a current medical imaging licensure. Provide excellent customer service to licensees and public.

- Process all eligible applicants in an efficient and expedient manner.
- Establish and enforce measurable competency standards for continued licensure.
- Enhance web-based licensure services.

Results:

- ✓ Licensees are qualified to protect public safety.
- ✓ Workforce segments are clearly understood and easily evaluated.
- ✓ All areas of the state, including urban and rural areas, have appropriate access to qualified licensed technologists.

Compliance: Define and enforce the scope of practice for all licensees.

- Investigate all complaints or licensees who self-disclose violations.
- Encourage negotiated agreements over contested cases.
- Identify common disciplinary trends and analyze past disciplinary cases or actions for consistency.
- Reference applicable board policy on disciplinary action along with statutory and rule violations.
- Participate and promote professional societies' standards of practice that improve and enhance professionalism and the safety of Oregonians.
- Collaborate with continuing education (CE) sponsors to develop and deliver educational presentations available to all licensees for continuing education credit toward license renewal eligibility.

Results:

- ✓ The practice of medical imaging in Oregon is held to high standards to protect the public health and safety.
- ✓ Future or current medical imaging technologists and therapists are reminded of practice issues to help prevent problems.
- ✓ Provides disciplinary criteria that are more consistent for decision-making.

Education: Establish and enforce standards for all Oregon medical imaging technologists and therapists programs.

- Periodic on-site evaluation of Oregon Medical Imaging educational programs and inspection of schools offering limited scope X-ray programs.
- Monitor performance of Oregon Medical Imaging technologists and therapists graduates on their national certification.
- Monitor performance of Oregon Limited Scope in Radiography examination candidates' pass rate.

Governance: Ensure the Board follows its mission and legal mandate.

- Assure fiscally responsible decision-making in conducting Board business.
- Use regulatory research findings as appropriate and cost-effective studies to make evidenced-based decisions.
- Communicate Board decisions and policy to stakeholders and other policy makers.
- Serve as information resource to stakeholders.
- Strengthen strategic alliances with relevant healthcare and regulatory entities to affect Oregon health care policy.
- Implement convenient web-based licensing services.
- Conduct ongoing review of statutes, rules and policies.

Results:

- ✓ Licensees and stakeholders are kept informed of medical imaging and therapy technology matters.
- ✓ The public's understanding of the Oregon Board of Medical Imaging's mission is strengthened.
- ✓ Public health and safety is enhanced through improved communication and greater awareness.

Major Information Projects/Initiatives

Not applicable

||

Legislatively Approved 2013-2015 Key Performance Measures

Agency: Medical Imaging, Board of

Mission: The mission of the Oregon Board of Medical Imaging is to promote, preserve and protect the public health, safety and welfare of Oregonians who are undergoing medical imaging studies performed by agency licensees for the purpose of medical diagnosis and therapy.

Legislatively Proposed KPMs	Customer Service Category	Agency Request	Most Current Result	Target 2014	Target 2015
3 - TIMELY LICENSURE - Percent of initial and renewal license and limited permit applications from qualified applicants that are processed within 10 business days.		Approved KPM	83.00	100.00	100.00
4 - AUTOMATION - Percent of license and limited permit applications from qualified applicants that are processed using an automated procedure.		Approved KPM	48.00	45.00	45.00
5 - CUSTOMER SERVICE - Percent of customers rating their satisfaction with the agency's customer service as "good" or "excellent": overall, timeliness, accuracy, helpfulness, expertise, availability of information.	Accuracy	Approved KPM	79.00	95.00	95.00
5 - CUSTOMER SERVICE - Percent of customers rating their satisfaction with the agency's customer service as "good" or "excellent": overall, timeliness, accuracy, helpfulness, expertise, availability of information.	Availability of Information	Approved KPM	69.00	95.00	95.00
5 - CUSTOMER SERVICE - Percent of customers rating their satisfaction with the agency's customer service as "good" or "excellent": overall, timeliness, accuracy, helpfulness, expertise, availability of information.	Expertise	Approved KPM	82.00	95.00	95.00
5 - CUSTOMER SERVICE - Percent of customers rating their satisfaction with the agency's customer service as "good" or "excellent": overall, timeliness, accuracy, helpfulness, expertise, availability of information.	Helpfulness	Approved KPM	75.00	95.00	95.00
5 - CUSTOMER SERVICE - Percent of customers rating their satisfaction with the agency's customer service as "good" or "excellent": overall, timeliness, accuracy, helpfulness, expertise, availability of information.	Overall	Approved KPM	81.00	95.00	95.00

Agency: Medical Imaging, Board of

Mission: The mission of the Oregon Board of Medical Imaging is to promote, preserve and protect the public health, safety and welfare of Oregonians who are undergoing medical imaging studies performed by agency licensees for the purpose of medical diagnosis and therapy.

Legislatively Proposed KPMs	Customer Service Category	Agency Request	Most Current Result	Target 2014	Target 2015
5 - CUSTOMER SERVICE - Percent of customers rating their satisfaction with the agency's customer service as "good" or "excellent": overall, timeliness, accuracy, helpfulness, expertise, availability of information.	Timeliness	Approved KPM	83.00	95.00	95.00
6 - DISCIPLINE RESOLUTION - Percentage and number of complaints resolved by means other than from formal administrative hearings within a year.		Approved KPM	100.00	95.00	95.00
7 - BEST PRACTICES - Percent of total best practices met by the Board.		Approved KPM	100.00	100.00	100.00

LFO Recommendation:

LFO recommends approval of the KPMs and targets as presented.

Sub-Committee Action:

Approve the requested Key Performance Measures and associated targets.

Document criteria used to prioritize activities:

The mission of the Oregon Board of Medical Imaging is to promote, preserve and protect the public health, safety and welfare of Oregonians while undergoing medical imaging studies performed by agency licensees for the purpose of medical diagnosis and therapy. The Board is mandated under ORS 688.405 through 688.605 & 688.915.

1.)

Licensing - Continuing Education (CE):

The licensure of MRI Technologists, Nuclear Medicine Technologists, Radiologic Technologists, Radiation Therapists, Sonographers and Limited X-ray Machine Operators is the Board's first priority, because without licensure they cannot operate within their scope of practice and licensure causing a severe hardship to Oregonians who are in need of imaging services. Initial applicant's must be evaluated for eligibility by verifying educational requirements, Background checks must be completed and the application information substantiated. Continuing Education (CE) promotes innovative and updated procedures within medical imaging providing additional education and in turn producing better qualified licensees. CE is a requirement used to monitor and ensure practice standards necessary for permanent license renewal. Licensees are required, at the time of renewal, to have completed a specific number of CE hours in their modality. The OBMI has a responsibility to establish CE standards for Limited X-ray Machine Operator, and mirror CE standards established by the credentialing organization. The American Registry of Radiologic Technologists (ARRT) has named the OBMI as a Recognized Continuing Education Evaluation Mechanism (RCEEM). This allows the OBMI authority to evaluate CE presentations for CE credit, which is used as a tool to monitor compliance for renewal eligibility.

2.) Regulatory Compliance- Complaints & Investigations:

As a regulatory Board, OBMI has a responsibility to the citizens of Oregon, to protect them from possible harm when being exposed to ionizing radiation nor any other medical imaging focused energy by the agency licensees. Investigations are a very important part of the Board's role. Background Checks are being performed on initial and renewing applicants and licensees through the Oregon State Police, Law Enforcement Data System (LEDS). New this year, the Board is completing fingerprint background checks on new license applicants, while continuing Oregon State Police checks on renewal applicants. The Board is required to listen and resolve routine complaints. OBMI is also required to investigate all complaints or violations and take disciplinary action against applicants and licensees who are in violation of Statutes ORS 688.405 through 688.605 & 688.915 and Administrative Rules OAR 337-001-0000 through 337-030-0025. Cases are investigated by staff and the Board's Assistant Attorney General in preparation for review and final vote by Board members to determine the appropriate disciplinary action necessary to resolve each investigative case violation. Almost all disciplinary cases are handled through stipulated agreements, without administrative appeal or court action. Through this type of non-adversarial case resolution the Board is able to assist in the efficiency and reduction of hearing and appeal expenditures.

3.) Administration:

The Executive Director is responsible for an efficient and fiscally sound day-to-day operation of the agency, under the general direction of the Board. This includes development and preparation of the Board's budget and legislative appearances each biennium. The administration of the agency's programs are crucial to delivering timely licensure to qualified applicants or renewing licensees, which protects the public from the harmful effects of ionizing radiation and focused energy. This process allows the continuation of imaging services to Oregonians, promoting the public health and well being. Oversight is given by the Director to administrative staff involving program development and delivery with a high regard for customer service. Yearly evaluations are used to improve the efficiency of the agency. Revenue is monitored daily through cashiering duties; including deposit and database entry, which is linked to the OBMI accounting process through Shared Financial Services and the State Treasury. Board expenditures are closely watched to maintain a fiscally prudent budget aligned with the approved limitation. Administration of the Board's quarterly scheduled meetings are a part of the Director's responsibilities and necessary for a well functioning Board.

4.) Limited Scope in Radiography and Bone Densitometry

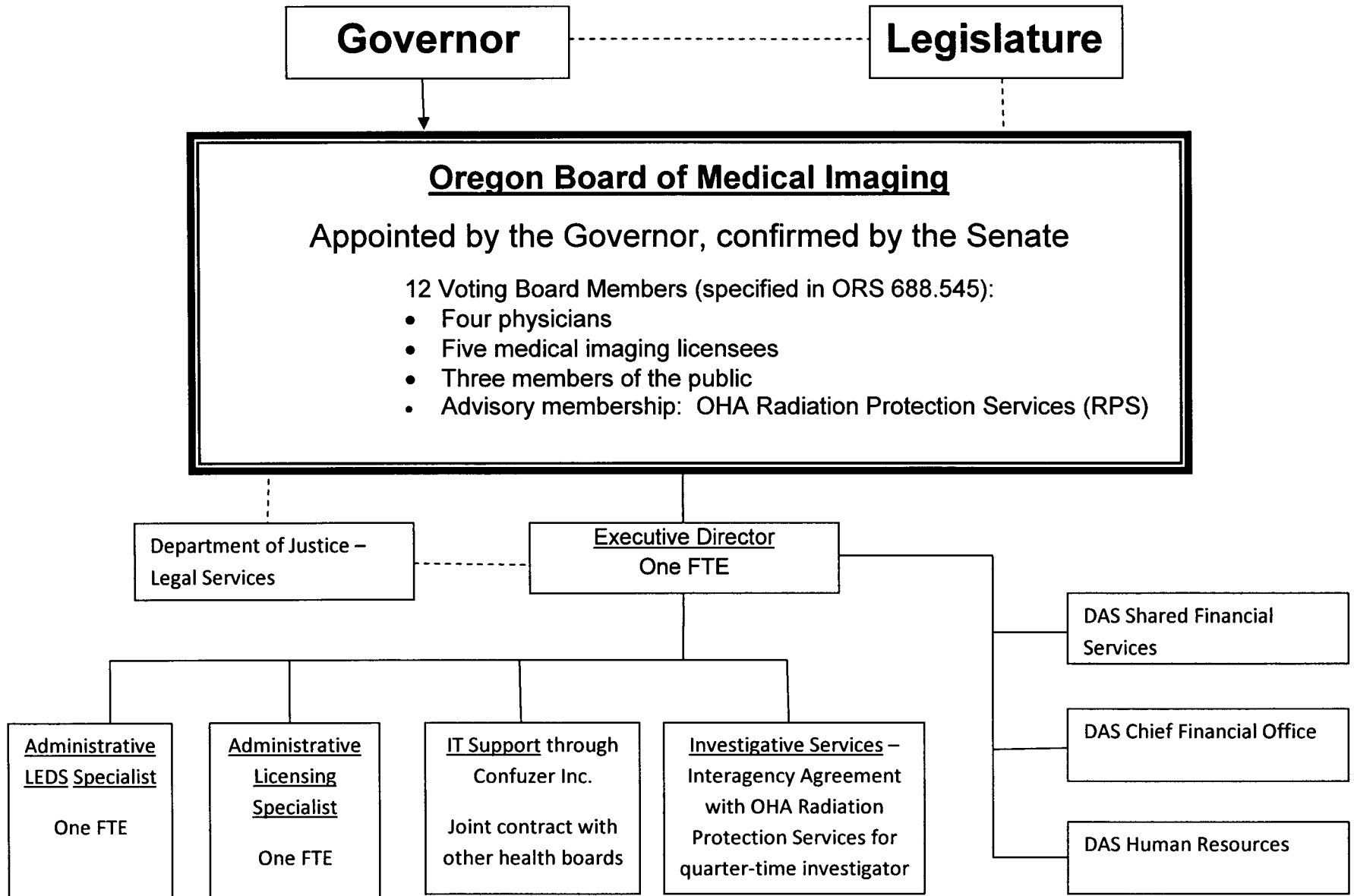
The Limited Scope in Radiography and Bone Densitometry examinations are used to qualify Limited X-ray Machine Operators (LXMO) for permanent licensure. The Board utilizes the limited scope examinations offered through the American Registry of Radiologic Technologists (ARRT), which is a national exam. The Board chose this direction to raise competency standards and promote the possibility of state reciprocity in the future. LXMO licensees are required to pass with 70% to satisfy their competency for permanent state licensure. A temporary LXMO must pass their examinations and have their imaging competencies evaluated by an ARRT-credentialed, Oregon licensed Radiologic Technologist within one-year from the date they complete the limited scope curriculum at a Board approved limited permit or private career school. Board staff verify exam eligibility, enter the exam revenue into the database accounting system, verify and enter their exam application information into the ARRT database, track the applicant's 90 day window of opportunity, verify and review exam scores and notify the applicant of their results. The OBMI exam spreadsheets are maintained to monitor the process each year of the biennium.

10% REDUCTIONS OPTIONS (ORS 291.216)

ACTIVITY OR PROGRAM	DESCRIBE REDUCTION	AMOUNT AND FUND TYPE	RANK AND JUSTIFICATION
(WHICH PROGRAM OR ACTIVITY WILL NOT BE UNDERTAKEN)	(DESCRIBE THE EFFECTS OF THIS REDUCTION. INCLUDE POSITIONS AND FTE IN 2011-13 AND 2013-15)	(GF, LF, OF, FF. IDENTIFY REVENUE SOURCE FOR OF, FF)	(RANK THE ACTIVITIES OR PROGRAMS NOT UNDERTAKEN IN ORDER OF LOWEST COST FOR BENEFIT OBTAINED)
1.Services and Supplies	Reduce services and supplies by five percent, across the board	\$18,418 Other Funds (license fee revenue)	All activities will continue, but with reduced support services including computer support, legal services, office supplies. Could result is reduced efficiency and response to licensees.
	Reduce services and supplies by ten percent, across the board	\$26,836 Other Funds (license fee revenue)	Computer and website improvements would be put on hold. General reduction in support services to licensees and applicants; reduced response time and efficiency for licensees.
2.Personal Services	Reduce Personal Services by Five Percent, Across the Board	\$25,738 Other Funds (License Fee Revenue)	Delay in issuing licenses and responding to inquiries; delay in responding to inquiries from licensees; general reduction in customer service; reduced ability to investigate health care complaints; reduced ability to process continuing education requests; possible occasional office closure.
	Reduce Personal Services by Ten Percent, across the Board	\$51,477 Other Funds (License Fee Revenue)	Office closure for a maximum of one half day per week; ability to process licenses and CE requests in a timely manner would be compromised; ability to quickly investigate complaints compromised; substantial reduction in quality of customer service.

OREGON BOARD OF MEDICAL IMAGING

2015-2017 Table of Organization



Summary of 2015-17 Biennium Budget

**Health Related Licensing Boards
Medical Imaging
2015-17 Biennium**

**Governor's Budget
Cross Reference Number: 83300-026-00-00-00000**

Description	Positions	Full-Time Equivalent (FTE)	ALL FUNDS	General Fund	Lottery Funds	Other Funds	Federal Funds	Nonlimited Other Funds	Nonlimited Federal Funds
2013-15 Leg Adopted Budget	3	3.00	836,832	-	-	836,832	-	-	-
2013-15 Emergency Boards	-	-	19,519	-	-	19,519	-	-	-
2013-15 Leg Approved Budget	3	3.00	856,351	-	-	856,351	-	-	-
2015-17 Base Budget Adjustments									
Net Cost of Position Actions									
Administrative Biennialized E-Board, Phase-Out	-	-	9,512	-	-	9,512	-	-	-
Estimated Cost of Merit Increase	-	-	-	-	-	-	-	-	-
Base Debt Service Adjustment	-	-	-	-	-	-	-	-	-
Base Nonlimited Adjustment	-	-	-	-	-	-	-	-	-
Capital Construction	-	-	-	-	-	-	-	-	-
Subtotal 2015-17 Base Budget	3	3.00	865,863	-	-	865,863	-	-	-
Essential Packages									
010 - Non-PICS Pers Svc/Vacancy Factor									
Non-PICS Personal Service Increase/(Decrease)	-	-	1,794	-	-	1,794	-	-	-
Subtotal	-	-	1,794	-	-	1,794	-	-	-
020 - Phase In / Out Pgm & One-time Cost									
021 - Phase-in	-	-	-	-	-	-	-	-	-
022 - Phase-out Pgm & One-time Costs	-	-	(11,146)	-	-	(11,146)	-	-	-
Subtotal	-	-	(11,146)	-	-	(11,146)	-	-	-
030 - Inflation & Price List Adjustments									
Cost of Goods & Services Increase/(Decrease)	-	-	25,589	-	-	25,589	-	-	-
State Gov't & Services Charges Increase/(Decrease)	-	-	(6,009)	-	-	(6,009)	-	-	-
Subtotal	-	-	19,580	-	-	19,580	-	-	-

Summary of 2015-17 Biennium Budget

**Health Related Licensing Boards
Medical Imaging
2015-17 Biennium**

**Governor's Budget
Cross Reference Number: 83300-026-00-00-00000**

<i>Description</i>	<i>Positions</i>	<i>Full-Time Equivalent (FTE)</i>	<i>ALL FUNDS</i>	<i>General Fund</i>	<i>Lottery Funds</i>	<i>Other Funds</i>	<i>Federal Funds</i>	<i>Nonlimited Other Funds</i>	<i>Nonlimited Federal Funds</i>
040 - Mandated Caseload									
040 - Mandated Caseload	-	-	-	-	-	-	-	-	-
050 - Fundshifts and Revenue Reductions									
050 - Fundshifts	-	-	-	-	-	-	-	-	-
060 - Technical Adjustments									
060 - Technical Adjustments	-	-	-	-	-	-	-	-	-
Subtotal: 2015-17 Current Service Level	3	3.00	876,091	-	-	876,091	-	-	-

Summary of 2015-17 Biennium Budget

**Health Related Licensing Boards
Medical Imaging
2015-17 Biennium**

**Governor's Budget
Cross Reference Number: 83300-026-00-00-00000**

<i>Description</i>	<i>Positions</i>	<i>Full-Time Equivalent (FTE)</i>	<i>ALL FUNDS</i>	<i>General Fund</i>	<i>Lottery Funds</i>	<i>Other Funds</i>	<i>Federal Funds</i>	<i>Nonlimited Other Funds</i>	<i>Nonlimited Federal Funds</i>
Subtotal: 2015-17 Current Service Level	3	3.00	876,091	-	-	876,091	-	-	-
070 - Revenue Reductions/Shortfall									
070 - Revenue Shortfalls	-	-	-	-	-	-	-	-	-
Modified 2015-17 Current Service Level	3	3.00	876,091	-	-	876,091	-	-	-
080 - E-Boards									
080 - May 2014 E-Board	-	-	-	-	-	-	-	-	-
081 - September 2014 E-Board	-	-	-	-	-	-	-	-	-
Subtotal Emergency Board Packages	-	-	-	-	-	-	-	-	-
Policy Packages									
090 - Analyst Adjustments	-	-	(13,000)	-	-	(13,000)	-	-	-
101 - Indigent Dispo Fund Admin & Records Inspection	-	-	-	-	-	-	-	-	-
110 - Improving Customer Service	-	-	-	-	-	-	-	-	-
120 - Increased Administrative Workload	-	-	-	-	-	-	-	-	-
121 - Increased Therapists Investigative Workload	-	-	-	-	-	-	-	-	-
130 - Fingerprint Background Check Fee	-	-	48,950	-	-	48,950	-	-	-
131 - Expanded Access to Fluoroscopy Permits	-	-	3,750	-	-	3,750	-	-	-
140 - Investigative Workload & Background Checks	-	-	-	-	-	-	-	-	-
150 - Increased Veterinary Investigative Workload	-	-	-	-	-	-	-	-	-
Subtotal Policy Packages	-	-	39,700	-	-	39,700	-	-	-
Total 2015-17 Governor's Budget	3	3.00	915,791	-	-	915,791	-	-	-
Percentage Change From 2013-15 Leg Approved Budget	-	-	6.94%	-	-	6.94%	-	-	-

Summary of 2015-17 Biennium Budget

**Health Related Licensing Boards
Medical Imaging
2015-17 Biennium**

**Governor's Budget
Cross Reference Number: 83300-026-00-00-00000**

<i>Description</i>	<i>Positions</i>	<i>Full-Time Equivalent (FTE)</i>	<i>ALL FUNDS</i>	<i>General Fund</i>	<i>Lottery Funds</i>	<i>Other Funds</i>	<i>Federal Funds</i>	<i>Nonlimited Other Funds</i>	<i>Nonlimited Federal Funds</i>
Percentage Change From 2015-17 Current Service Level	-	-	4.53%	-	-	4.53%	-	-	-

Health Related Licensing Boards

Agency Number: 83300

**Agencywide Program Unit Summary
2015-17 Biennium**

Version: Y - 01 - Governor's Budget

Summary Cross Reference Number	Cross Reference Description	2011-13 Actuals	2013-15 Leg Adopted Budget	2013-15 Leg Approved Budget	2015-17 Agency Request Budget	2015-17 Governor's Budget	2015-17 Leg Adopted Budget
017-00-00-00000	Mortuary Board						
	Other Funds	1,170,556	1,409,105	1,446,342	1,563,733	1,554,010	-
018-00-00-00000	Naturopathic Medicine						
	Other Funds	554,932	631,110	653,339	759,156	704,543	-
020-00-00-00000	Occupational Therapists						
	Other Funds	289,761	367,857	380,132	510,628	453,824	-
026-00-00-00000	Medical Imaging						
	Other Funds	649,139	836,832	856,351	935,836	915,791	-
028-00-00-00000	Speech-Language Path. and Audio.						
	Other Funds	372,427	529,895	544,232	705,678	690,471	-
029-00-00-00000	Veterinary Medical Examiners						
	Other Funds	579,583	740,203	756,229	942,364	933,465	-
TOTAL AGENCY							
	Other Funds	3,616,398	4,515,002	4,636,625	5,417,395	5,252,104	-

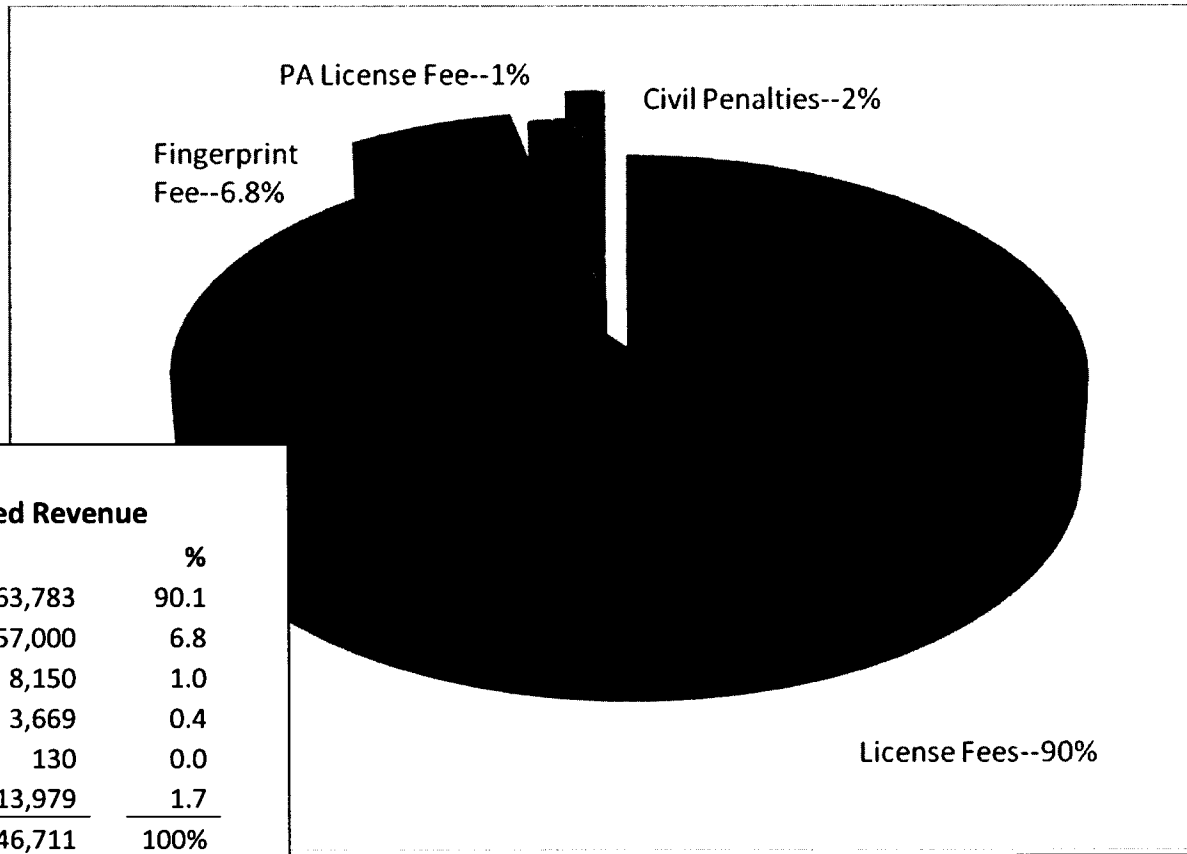
OREGON BOARD OF MEDICAL IMAGING

GOVERNOR'S BUDGET FOR 2015-2017

REVENUES

BUDGET NARRATIVE

BOARD OF MEDICAL IMAGING – PROJECTED SOURCES OF REVENUE 2015-2017



		%
License and fees	763,783	90.1
Fingerprint fee	57,000	6.8
PA license fee	8,150	1.0
Interest	3,669	0.4
Other Charges	130	0.0
Civil penalties	<u>13,979</u>	<u>1.7</u>
TOTAL	\$846,711	100%

BUDGET NARRATIVE

REVENUE FORECAST NARRATIVE

SOURCES

Solely “Other Funds” revenue generated from limited scope examinations, initial licensing and renewal application fees charged to temporary and permanent medical imaging technologists from one of the following modalities; MRI, Nuclear Medicine, Radiation Therapy, Radiography, Sonography and Limited X-ray Machine Operators (LXMO) support the Oregon Board of Medical Imaging. Minor additional sources include late fees, civil penalty fees and interest.

PROGRAMS FUNDED

All agency programs expenditures are funded through Other Funds revenues.

GENERAL LIMITATIONS ON USE

The Oregon Revised Statutes directs that all money received by the Board be used only for the administration and enforcement of ORS 688.405 to 688.605 and 688.915 and 688.990.

BASIS FOR THE 2015-2017 ESTIMATES

Licensure Fees—90.1% of Total Revenue

Fees for initial licenses and license renewal are expected to account for over 90 percent of OBMI revenue, estimated to be about \$764,000 for 2015-2017. For all licensure modalities, the fee is \$120 for a *two-year* license. A temporary 6-month license for students or recent graduates is \$30. Currently there are about 5,300 individuals with full licenses and limited x-ray permits. About 700 of the licensees have more than one license (such as radiography and MRI), but pay the single license fee of \$120 for a two-year license. An additional 58 individuals have temporary licenses, costing each \$30 for a six-month license. Over the past four years, the total number of licenses increased 34 percent largely due to the addition of new modalities in 2010.

Civil Penalties—1.7% of Total Revenue

The OBMI charges civil penalties for violations of statute or rules relating to medical imaging. This is not a substantial source of revenue for the Board, collecting an estimated \$14,000 over a biennium, accounting for less than two percent of overall Board revenue.

PROPOSED CHANGES IN REVENUE

Fingerprint fee – net revenue gain of \$8,000: In 2014 the Board adopted an administrative rule to establish a \$52 fee that will be charged to first-time license or permit applicants, to pay for a nationwide fingerprint criminal background check. For each first-time

BUDGET NARRATIVE

applicant, the Board will collect the \$52 fee and transfer \$44.50 of that amount to the Oregon State Police, to cover costs to OSP and also FBI. The Board will retain \$7.50 of each fee, to cover administrative costs, for an estimated net gain in revenue to the OBMI of \$8,050 for the biennium.

National registry will increase their fee: The OBMI contracts with a national credentialing registry to administer examinations to applicants for limited x-ray permits. OBMI collects the \$100 exam fee from exam applicants and, after invoicing from the national registry, pays the national registry \$100 per exam applicant – a straight pass-through. The national registry increased the national examination fee from \$100 to \$125 effective January 1, 2015. As a result, this will increase OBMI's total revenue for the 2015-2017 biennium by an estimated \$8,550 – but it's all pass-through; none of this amount stays with OBMI. (The OBMI charges an administrative fee on top of what the national registry charges, but OBMI's administrative fee will remain unchanged.)

PROPOSAL FOR FLUOROSCOPY PERMIT – WITH REVENUE IMPACT

The Board of Medical Imaging has entered discussions with the Oregon Society of Physician Assistants (OSPA) to create a process for physician assistants to practice fluoroscopy, a continuous beam x-ray technology used to create images of moving internal structures that can be used for diagnostic purposes. The OBMI plans to implement a two-step process that mirrors the OBMI's current process for persons seeking to obtain a limited x-ray permit. Here is how it would work: physician assistants would complete a specified curriculum and then apply to OBMI to take a fluoroscopy examination, paying a total \$145 fee that includes the national registry's \$125 fee for the exam (which the OBMI would pay to the national registry), plus a \$20 processing fee that the OBMI would keep to cover administrative costs. Once they pass the exam, applicants would apply for a fluoroscopy permit which would cost \$120 for two years. Under this plan, total revenue during FY 15-17 is estimated at \$7,950, with \$4,200 of that amount staying with the OBMI and the remaining \$3,750 passed-through to the American Registry of Radiologic Technologists, which will administer a national examination on contract with the OBMI.

DETAIL OF FEE, LICENSE, OR ASSESSMENT REVENUE INCREASE

PROPOSED FOR INCREASE/ESTABLISHMENT

Purpose or Type of Fee, License or Assessment	Who Pays	2013-15 Estimated Revenue	2015-17 Agency Request	2015-17 Governor's Recommended Budget	2015-17 Legislatively Adopted	Explanation
\$52 fee for national FBI criminal fingerprint background check, implemented through rulemaking, effective January 1, 2015.	Estimated yearly 550 first-time applicants for license or permit	\$ 14,300	\$ 57,200	\$ 57,200		\$52 fee charged to first-time license/permit applicants to complete national background check. Of that total, \$44.50 will be transferred to Oregon State Police to cover their costs and to pay charges by FBI.
\$145 fee for fluoroscopy examination for physician assistants, to enable physician assistants to obtain a permit from OBMI to practice fluoroscopy.	Estimated 30 physician assistants who apply for fluoroscopy permit	\$ -	\$ 4,350	\$ 4,350		After completing a fluoroscopy curriculum physician assistants may apply to take fluoroscopy examination, paying \$145 to OBMI, of which OBMI will pass \$125 along to the national registry that administers the exam. OBMI will keep \$20 of each application fee, the same fee structure as current limited x-ray permits.
\$120 fee for fluoroscopy permit for physician assistants. This proposed fee would be authorized through passage of a legislative concept in 2015.	Est. 30 physician assistants who apply for fluoroscopy permit	\$ -	\$ 3,600	\$ 3,600		After completing a fluoroscopy curriculum, and passing an examination, physician assistants will be able to apply for a two-year permit, paying the same \$120 fee as other permits and licenses under OBMI.
Applicants for a limited x-ray permit must pay a fee to OBMI, which OBMI passes through to the national registry that administers the exam. The national registry increased the exam fee from \$100 to \$125 per exam, effective Jan. 1 2015.	Est. 171 applicants per year, to sit for the limited x-ray permit examination	\$ 2,138	\$ 8,550	\$ 8,550		OBMI contracts with a national registry to administer examinations for limited x-ray permit applicants. The registry increased their exam fee from \$100 to \$125, effective Jan. 1, 2015. OBMI keeps no revenue from this fee.

DETAIL OF LOTTERY FUNDS, OTHER FUNDS, AND FEDERAL FUNDS REVENUE

Health Related Licensing Boards
2015-17 Biennium

Agency Number: 83300

Cross Reference Number: 83300-026-00-00-00000

<i>Source</i>	2011-13 Actuals	2013-15 Leg Adopted Budget	2013-15 Leg Approved Budget	2015-17 Agency Request Budget	2015-17 Governor's Budget	2015-17 Leg Adopted Budget
Other Funds						
Business Lic and Fees	691,545	770,738	770,738	763,783	763,783	-
Non-business Lic. and Fees	-	-	-	65,150	65,150	-
Charges for Services	760	1,442	1,442	130	130	-
Fines and Forfeitures	25,088	15,120	15,120	13,979	13,979	-
Interest Income	3,243	2,712	2,712	3,669	3,669	-
Total Other Funds	\$720,636	\$790,012	\$790,012	\$846,711	\$846,711	-

OREGON BOARD OF MEDICAL IMAGING

GOVERNOR'S BUDGET FOR 2015-2017

PROGRAM UNITS

BUDGET NARRATIVE

2015-2017 Essential & Policy Packages Budget

SUMMARY

Base Budget	<u>\$865,863</u>
Essential Packages	
Pkg 010 -- Non-PICS Personal Service Adjustments	1,794
Pkg 022 – Phase-out ongoing costs for scanner	-11,146
Pkg 031 – Standard inflation	6,683
Pkg 031 – Above standard inflation	<u>12,897</u>
TOTAL Modified Current Service Level	876,091
Policy Packages	
Pkg 090—Analyst Adjustments	-13,000
Pkg 130 – Fingerprint background check fee	48,950
Pkg 131 – Fluoroscopy permits for physician assistants	<u>3,750</u>
TOTAL Policy Packages	52,700
TOTAL AGENCY REQUEST BUDGET	<u>\$915,791</u>

BUDGET NARRATIVE

2015-2017 POLICY PACKAGES NARRATIVE

PROGRAM OPTION PACKAGE #130 – FEE FOR NATIONAL BACKGROUND CHECK FOR NEW APPLICANTS

Purpose – To assure that out-of-state applicants for initial licensure or permitting are ethically and professionally competent and qualified to deliver health care services to Oregonians. Background checks for health care providers is important because these individuals provide services to patients who are in a vulnerable and trusting position in relation to the health care worker. The OBMI’s current criminal background verification method, using the Law Enforcement Data System (LEDS), only checks Oregon records through the Oregon State Police. With over 500 new applicants every year, including a substantial number of out-of-state residents seeking Oregon licensure, the Board is better able to meet the mission of protecting the public health by instituting a more comprehensive criminal background verification process.

How Achieved – Similar to how a number of other health licensing boards are operating, the OBMI will routinely require fingerprint cards from first-time applicants for any OBMI license or permit. The fingerprint record will be transferred to the OSP to complete the national criminal background check. The OBMI will continue current practice or conducting a LEDS state-only criminal background check on all renewal applicants. (Under current statute and rules, the OBMI is authorized to determine the fitness of candidates for licensure.)

Est. two-yr # of initial applicants	Fee per background check	Est. 2015-17 Total Revenue	Purpose/disposition
1,100	\$28.00	\$30,800	Paid to, and retained by, OSP
	\$16.50	\$18,150	Paid to OSP and then passed to FBI
	\$7.50	\$8,250	Retained by OBMI for administrative costs
2-Yr. Total	\$52.00	\$57,200	

Staffing Impact: The OBMI anticipates that processing fingerprint cards will be managed within existing staff resources, as part of the initial application process for a license or permit to practice medical imaging.

Revenue Sources: It is anticipated that cost of this initiative will be fully covered by Other Funds through fees charged to applicants to the OBMI for initial licensure and permitting.

BUDGET NARRATIVE

POLICY PACKAGE #131 – ALLOW PHYSICIAN ASSISTANTS TO PRACTICE FLUOROSCOPY

Purpose – The Oregon Society of Physician Assistants (OSPA) asked the OBMI to provide a pathway for physician assistants to practice fluoroscopy, a continuous beam x-ray technology capable of emitting high doses of radiation, used to create images of moving internal structures that can be viewed on a display monitor, for diagnostic purposes. The OSPA notes that a number of other states allow PAs to practice fluoroscopy and claims that it will enhance the delivery of safe and efficient patient care.

How Achieved – The Board will need to establish a process for physician assistants to apply through the OBMI to sit for a national examination and, once the examination is successfully completed, to apply to the OBMI for a fluoroscopy permit which must be renewed every two years for \$120, which is the same two-year fee the OBMI charges for other categories of license or permit. The OBMI estimates no more than 30 applicants during the 2015-17 biennium. Total revenue during FY 15-17 is estimated at \$7,950, with \$4,200 of that amount staying with the OBMI and the remaining \$3,750 passed-through to the American Registry of Radiologic Technologists, which will administer a national examination on contract with the OBMI.

Staffing Impact – Because this package is only anticipated to result in no more than 30 additional applicants, the OBMI estimates that this initiative can be managed within current staffing levels.

Revenue Sources - It is anticipated that cost of this initiative will be fully covered by Other Funds through fees charged to physician assistants who apply to obtain a fluoroscopy permit from OBMI.

ESSENTIAL AND POLICY PACKAGE FISCAL IMPACT SUMMARY

Health Related Licensing Boards
 Pkg: 010 - Non-PICS Psnl Svc / Vacancy Factor

Cross Reference Name: Medical Imaging
 Cross Reference Number: 83300-026-00-00-00000

<i>Description</i>	General Fund	Lottery Funds	Other Funds	Federal Funds	Nonlimited Other Funds	Nonlimited Federal Funds	All Funds
Personal Services							
Pension Obligation Bond	-	-	1,856	-	-	-	1,856
Mass Transit Tax	-	-	(62)	-	-	-	(62)
Total Personal Services	-	-	\$1,794	-	-	-	\$1,794
Total Expenditures							
Total Expenditures	-	-	1,794	-	-	-	1,794
Total Expenditures	-	-	\$1,794	-	-	-	\$1,794
Ending Balance							
Ending Balance	-	-	(1,794)	-	-	-	(1,794)
Total Ending Balance	-	-	(\$1,794)	-	-	-	(\$1,794)

ESSENTIAL AND POLICY PACKAGE FISCAL IMPACT SUMMARY

Health Related Licensing Boards
 Pkg: 022 - Phase-out Pgm & One-time Costs

Cross Reference Name: Medical Imaging
 Cross Reference Number: 83300-026-00-00-00000

<i>Description</i>	General Fund	Lottery Funds	Other Funds	Federal Funds	Nonlimited Other Funds	Nonlimited Federal Funds	All Funds
Services & Supplies							
Office Expenses	-	-	(4,551)	-	-	-	(4,551)
IT Expendable Property	-	-	(6,595)	-	-	-	(6,595)
Total Services & Supplies	-	-	(\$11,146)	-	-	-	(\$11,146)
Total Expenditures							
Total Expenditures	-	-	(11,146)	-	-	-	(11,146)
Total Expenditures	-	-	(\$11,146)	-	-	-	(\$11,146)
Ending Balance							
Ending Balance	-	-	11,146	-	-	-	11,146
Total Ending Balance	-	-	\$11,146	-	-	-	\$11,146

ESSENTIAL AND POLICY PACKAGE FISCAL IMPACT SUMMARY

Health Related Licensing Boards
Pkg: 031 - Standard Inflation

Cross Reference Name: Medical Imaging
Cross Reference Number: 83300-026-00-00-00000

<i>Description</i>	General Fund	Lottery Funds	Other Funds	Federal Funds	Nonlimited Other Funds	Nonlimited Federal Funds	All Funds
Services & Supplies							
Instate Travel	-	-	797	-	-	-	797
Out of State Travel	-	-	61	-	-	-	61
Employee Training	-	-	83	-	-	-	83
Office Expenses	-	-	918	-	-	-	918
Telecommunications	-	-	220	-	-	-	220
State Gov. Service Charges	-	-	(6,009)	-	-	-	(6,009)
Publicity and Publications	-	-	88	-	-	-	88
Professional Services	-	-	1,506	-	-	-	1,506
IT Professional Services	-	-	475	-	-	-	475
Attorney General	-	-	3,756	-	-	-	3,756
Employee Recruitment and Develop	-	-	6	-	-	-	6
Dues and Subscriptions	-	-	41	-	-	-	41
Facilities Rental and Taxes	-	-	1,233	-	-	-	1,233
Agency Program Related S and S	-	-	1,796	-	-	-	1,796
Other Services and Supplies	-	-	1,275	-	-	-	1,275
Expendable Prop 250 - 5000	-	-	175	-	-	-	175
IT Expendable Property	-	-	262	-	-	-	262
Total Services & Supplies	-	-	\$6,683	-	-	-	\$6,683
Total Expenditures							
Total Expenditures	-	-	6,683	-	-	-	6,683
Total Expenditures	-	-	\$6,683	-	-	-	\$6,683

ESSENTIAL AND POLICY PACKAGE FISCAL IMPACT SUMMARY

Health Related Licensing Boards
Pkg: 031 - Standard Inflation

Cross Reference Name: Medical Imaging
Cross Reference Number: 83300-026-00-00-00000

<i>Description</i>	General Fund	Lottery Funds	Other Funds	Federal Funds	Nonlimited Other Funds	Nonlimited Federal Funds	All Funds
Ending Balance							
Ending Balance	-	-	(6,683)	-	-	-	(6,683)
Total Ending Balance	-	-	(\$6,683)	-	-	-	(\$6,683)

ESSENTIAL AND POLICY PACKAGE FISCAL IMPACT SUMMARY

Health Related Licensing Boards
 Pkg: 032 - Above Standard Inflation

Cross Reference Name: Medical Imaging
 Cross Reference Number: 83300-026-00-00-00000

<i>Description</i>	General Fund	Lottery Funds	Other Funds	Federal Funds	Nonlimited Other Funds	Nonlimited Federal Funds	All Funds
Services & Supplies							
Data Processing	-	-	1,307	-	-	-	1,307
Professional Services	-	-	151	-	-	-	151
IT Professional Services	-	-	48	-	-	-	48
Other Services and Supplies	-	-	11,391	-	-	-	11,391
Total Services & Supplies	-	-	\$12,897	-	-	-	\$12,897
Total Expenditures							
Total Expenditures	-	-	12,897	-	-	-	12,897
Total Expenditures	-	-	\$12,897	-	-	-	\$12,897
Ending Balance							
Ending Balance	-	-	(12,897)	-	-	-	(12,897)
Total Ending Balance	-	-	(\$12,897)	-	-	-	(\$12,897)

ESSENTIAL AND POLICY PACKAGE FISCAL IMPACT SUMMARY

Health Related Licensing Boards
Pkg: 090 - Analyst Adjustments

Cross Reference Name: Medical Imaging
Cross Reference Number: 83300-026-00-00-00000

<i>Description</i>	General Fund	Lottery Funds	Other Funds	Federal Funds	Nonlimited Other Funds	Nonlimited Federal Funds	All Funds
Services & Supplies							
Instate Travel	-	-	(5,000)	-	-	-	(5,000)
Facilities Rental and Taxes	-	-	(8,000)	-	-	-	(8,000)
Total Services & Supplies	-	-	(\$13,000)	-	-	-	(\$13,000)
Total Expenditures							
Total Expenditures	-	-	(13,000)	-	-	-	(13,000)
Total Expenditures	-	-	(\$13,000)	-	-	-	(\$13,000)
Ending Balance							
Ending Balance	-	-	13,000	-	-	-	13,000
Total Ending Balance	-	-	\$13,000	-	-	-	\$13,000

ESSENTIAL AND POLICY PACKAGE FISCAL IMPACT SUMMARY

Health Related Licensing Boards
 Pkg: 130 - Fingerprint Background Check Fee

Cross Reference Name: Medical Imaging
 Cross Reference Number: 83300-026-00-00-00000

<i>Description</i>	General Fund	Lottery Funds	Other Funds	Federal Funds	Nonlimited Other Funds	Nonlimited Federal Funds	All Funds
Revenues							
Non-business Lic. and Fees	-	-	57,200	-	-	-	57,200
Total Revenues	-	-	\$57,200	-	-	-	\$57,200
Services & Supplies							
Agency Program Related S and S	-	-	48,950	-	-	-	48,950
Total Services & Supplies	-	-	\$48,950	-	-	-	\$48,950
Total Expenditures							
Total Expenditures	-	-	48,950	-	-	-	48,950
Total Expenditures	-	-	\$48,950	-	-	-	\$48,950
Ending Balance							
Ending Balance	-	-	8,250	-	-	-	8,250
Total Ending Balance	-	-	\$8,250	-	-	-	\$8,250

ESSENTIAL AND POLICY PACKAGE FISCAL IMPACT SUMMARY

Health Related Licensing Boards
Pkg: 131 - Expanded Access to Fluoroscopy Permits

Cross Reference Name: Medical Imaging
Cross Reference Number: 83300-026-00-00-00000

<i>Description</i>	General Fund	Lottery Funds	Other Funds	Federal Funds	Nonlimited Other Funds	Nonlimited Federal Funds	All Funds
Revenues							
Non-business Lic. and Fees	-	-	7,950	-	-	-	7,950
Total Revenues	-	-	\$7,950	-	-	-	\$7,950
Services & Supplies							
Agency Program Related S and S	-	-	3,750	-	-	-	3,750
Total Services & Supplies	-	-	\$3,750	-	-	-	\$3,750
Total Expenditures							
Total Expenditures	-	-	3,750	-	-	-	3,750
Total Expenditures	-	-	\$3,750	-	-	-	\$3,750
Ending Balance							
Ending Balance	-	-	4,200	-	-	-	4,200
Total Ending Balance	-	-	\$4,200	-	-	-	\$4,200

DETAIL OF LOTTERY FUNDS, OTHER FUNDS, AND FEDERAL FUNDS REVENUE

**Health Related Licensing Boards
2015-17 Biennium**

**Agency Number: 83300
Cross Reference Number: 83300-026-00-00-00000**

<i>Source</i>	2011-13 Actuals	2013-15 Leg Adopted Budget	2013-15 Leg Approved Budget	2015-17 Agency Request Budget	2015-17 Governor's Budget	2015-17 Leg Adopted Budget
Other Funds						
Business Lic and Fees	691,545	770,738	770,738	763,783	763,783	-
Non-business Lic. and Fees	-	-	-	65,150	65,150	-
Charges for Services	760	1,442	1,442	130	130	-
Fines and Forfeitures	25,088	15,120	15,120	13,979	13,979	-
Interest Income	3,243	2,712	2,712	3,669	3,669	-
Total Other Funds	\$720,636	\$790,012	\$790,012	\$846,711	\$846,711	-

OREGON BOARD OF MEDICAL IMAGING

GOVERNOR'S BUDGET FOR 2015-2017

SPECIAL REPORTS

BUDGET NARRATIVE

SPECIAL REPORTS NARRATIVE

Information Technology-related Projects/Initiatives in 2015-2017

The Board of Medical Imaging does not have any IT projects or initiatives for the 2015-17 biennium over \$150,000.

Facility Proposal Impact on Work Space Requirements

The Oregon Board of Medical Imaging does not have any increases, decreases, or relocations of workspace due to facility proposed projects planned or scheduled for the 2015-2017 biennium.

Audits Response Report

Secretary of State's 2014 Audit of Health Professional Regulatory Boards: The Oregon Secretary of State's Office completed a combined program audit of 17 health licensing boards in 2014, including the Board of Medical Imaging. The auditors recommended further consideration of background check policies for professionals who handle vulnerable populations, and also that the Governor's office consider providing additional support and board member training.

Consistent with the latest audit, the OBMI approved a rule to establish a \$52 fee that the OBMI will charge to first-time license applicants, to pay for an FBI national fingerprint check. The OBMI will also seek to maximize Board member training through the Attorney General's office and other available resources.

Secretary of State's 2012 Audit: A 2012 audit by the Secretary of State's office noted that the large number of boards and commissions in Oregon makes centralized oversight and coordination difficult in some instances. The report noted that boards with small staffs (such as the OBMI) may face challenges relating to segregation of critical functions and difficulty mastering the full range of administrative and technical skills. The report noted that board members may not always understand their role in overseeing the operation of the office.

The audit contained a recommendation that the governor work with the Legislature and DAS to compile a comprehensive listing of boards; come up with a way to improve reporting the efforts and results of boards; and improve oversight of and by board members.

The Board of Medical Imaging is sensitive to the concerns expressed in the 2012 audit. To assure proper financial management, the OBMI utilizes DAS' Shared Financial Services for bookkeeping and financial accountability services. The OBMI also utilizes the DAS human resources division for consultation and assistance on all staffing issues, to assure compliance with all statutes, regulations and

BUDGET NARRATIVE

contract requirements regarding staffing issues. The OBMI makes full use of legal services through the Department of Justice, including consultation on disciplinary cases, attendance at all Board meetings, and regular training for new and existing Board members.

Affirmative Action Report

It is the policy of the Board that no person shall be discriminated against because of race, religion, national origin, gender, age, marital status, sexual preference, or disability.

The Board of Medical Imaging is supportive of the Governor's efforts to fill Board vacancies with candidates from all segments of the community, and to select staff members in a manner that is representative of the labor force. The supervisory and management staff will support the hiring goals by analyzing hiring patterns to determine if minorities, both genders, disabled and older workers are being considered for all positions within the Board of Medical Imaging.

The Board is supportive of efforts toward cultural competency and will cooperate with the Cultural Competency Committee in implementation of programs or policies to promote cultural competency within the medical imaging community.

All staff and members of the Board of Medical Imaging are required to adhere to the Affirmative Action Policy. Supervisory and management staff, in particular, are required to maintain a positive environment free of discrimination and harassment; assure that the policy guidelines are implemented in all personnel practices; and stay abreast of all EEO/AA responsibilities. All administrative and supervisory staff shall be evaluated on their performance in applying this Affirmative Action Policy.

It is the duty of every employee of the Board of Medical Imaging to create a job environment conducive to non-discrimination policies and free from any form of discriminatory harassment.

The Affirmative Action policy shall provide for elimination of any effects of past and present discrimination, intended or unintended which are indicated by analysis of present employment patterns, practices, and policies.

A formal complaint of alleged discrimination may be filed with the supervisor, manager or Affirmative Action Officer. All complaints will be held confidential, and will be investigated by the Affirmative Action designee or other person(s) designated by an authorized individual. The results of the investigation will be reported to the Board's Executive Director. If the complaint is legitimate, corrective action will be taken. The Governor's Affirmative Action Office, the Civil Rights Division of the Bureau of Labor and Industries, and/or the Federal Equal Employment Opportunity Commission will also receive complaints.

BUDGET NARRATIVE

The Board of Medical Imaging supports Affirmative Action among its Board, licensees and staff. The Oregon Board of Medical Imaging (OBMI) is composed of twelve members that are appointed by the Governor and confirmed by the Senate. There are three full-time staff persons for the Board; one full-time Executive Director, one full-time Administrative Specialist and one full-time Office Specialist 2. Relative to gender balance, the Board staff includes two men and one woman, while the Board's voting membership includes four women and four men, with four vacant positions. The Board executive director works with the Governor's staff in an effort to seek out Board member candidates who can provide ethnic and gender diversity to the Board. The Board also seeks geographic diversity, to help assure consideration of the needs and concerns of Oregonians from all parts of the state. Current membership includes representatives from Klamath Falls, Scappoose, Eugene, Elmira, West Linn, and Portland.

In compliance with ADA guidelines, the Board of Medical Imaging will provide special materials, services or assistance to individuals with a disability upon sufficient notice to the Board office. For hearing impaired, the Board may be contacted through Oregon Relay at 1-800-735-1232. Any persons who believe they have not been adequately accommodated should contact the Board's Executive Director, Board Chairperson, or any other Board member(s). If the issue is not resolved to the individual's satisfaction, the Oregon Disabilities Commission should be contacted. The Board will provide its reasonable accommodation policy to other agencies upon request.

The Board continues to collect diversity data from a voluntary survey included in the licensee application and renewal forms. In the past, the Executive Director has discussed diversity with school representatives from the various limited scope and radiography programs. Emphasis is placed on acknowledging the benefits of diversity in the workforce.

Health Related Licensing Boards

Summary Cross Reference Listing and Packages

2015-17 Biennium

Agency Number: 83300

BAM Analyst: Clark, Clair

Budget Coordinator: Lee, Bill - (503)373-0744

Cross Reference Number	Cross Reference Description	Package Number	Priority	Package Description	Package Group
017-00-00-00000	Mortuary Board	010	0	Non-PICS Psnl Svc / Vacancy Factor	Essential Packages
017-00-00-00000	Mortuary Board	021	0	Phase-in	Essential Packages
017-00-00-00000	Mortuary Board	022	0	Phase-out Pgm & One-time Costs	Essential Packages
017-00-00-00000	Mortuary Board	031	0	Standard Inflation	Essential Packages
017-00-00-00000	Mortuary Board	032	0	Above Standard Inflation	Essential Packages
017-00-00-00000	Mortuary Board	033	0	Exceptional Inflation	Essential Packages
017-00-00-00000	Mortuary Board	081	0	September 2014 E-Board	Policy Packages
017-00-00-00000	Mortuary Board	090	0	Analyst Adjustments	Policy Packages
017-00-00-00000	Mortuary Board	101	0	Indigent Dispo Fund Admin & Records Inspection	Policy Packages
018-00-00-00000	Naturopathic Medicine	010	0	Non-PICS Psnl Svc / Vacancy Factor	Essential Packages
018-00-00-00000	Naturopathic Medicine	021	0	Phase-in	Essential Packages
018-00-00-00000	Naturopathic Medicine	022	0	Phase-out Pgm & One-time Costs	Essential Packages
018-00-00-00000	Naturopathic Medicine	031	0	Standard Inflation	Essential Packages
018-00-00-00000	Naturopathic Medicine	032	0	Above Standard Inflation	Essential Packages
018-00-00-00000	Naturopathic Medicine	033	0	Exceptional Inflation	Essential Packages
018-00-00-00000	Naturopathic Medicine	081	0	September 2014 E-Board	Policy Packages
018-00-00-00000	Naturopathic Medicine	090	0	Analyst Adjustments	Policy Packages
018-00-00-00000	Naturopathic Medicine	110	0	Improving Customer Service	Policy Packages
020-00-00-00000	Occupational Therapists	010	0	Non-PICS Psnl Svc / Vacancy Factor	Essential Packages
020-00-00-00000	Occupational Therapists	021	0	Phase-in	Essential Packages
020-00-00-00000	Occupational Therapists	022	0	Phase-out Pgm & One-time Costs	Essential Packages
020-00-00-00000	Occupational Therapists	031	0	Standard Inflation	Essential Packages

Health Related Licensing Boards

Summary Cross Reference Listing and Packages
2015-17 Biennium

Agency Number: 83300
BAM Analyst: Clark, Clair
Budget Coordinator: Lee, Bill - (503)373-0744

Cross Reference Number	Cross Reference Description	Package Number	Priority	Package Description	Package Group
020-00-00-00000	Occupational Therapists	032	0	Above Standard Inflation	Essential Packages
020-00-00-00000	Occupational Therapists	033	0	Exceptional Inflation	Essential Packages
020-00-00-00000	Occupational Therapists	081	0	September 2014 E-Board	Policy Packages
020-00-00-00000	Occupational Therapists	090	0	Analyst Adjustments	Policy Packages
020-00-00-00000	Occupational Therapists	120	0	Increased Administrative Workload	Policy Packages
020-00-00-00000	Occupational Therapists	121	0	Increased Therapists Investigative Workload	Policy Packages
026-00-00-00000	Medical Imaging	010	0	Non-PICS Psnl Svc / Vacancy Factor	Essential Packages
026-00-00-00000	Medical Imaging	021	0	Phase-in	Essential Packages
026-00-00-00000	Medical Imaging	022	0	Phase-out Pgm & One-time Costs	Essential Packages
026-00-00-00000	Medical Imaging	031	0	Standard Inflation	Essential Packages
026-00-00-00000	Medical Imaging	032	0	Above Standard Inflation	Essential Packages
026-00-00-00000	Medical Imaging	033	0	Exceptional Inflation	Essential Packages
026-00-00-00000	Medical Imaging	081	0	September 2014 E-Board	Policy Packages
026-00-00-00000	Medical Imaging	090	0	Analyst Adjustments	Policy Packages
026-00-00-00000	Medical Imaging	130	0	Fingerprint Background Check Fee	Policy Packages
026-00-00-00000	Medical Imaging	131	0	Expanded Access to Fluoroscopy Permits	Policy Packages
028-00-00-00000	Speech-Language Path. and Audio.	010	0	Non-PICS Psnl Svc / Vacancy Factor	Essential Packages
028-00-00-00000	Speech-Language Path. and Audio.	021	0	Phase-in	Essential Packages
028-00-00-00000	Speech-Language Path. and Audio.	022	0	Phase-out Pgm & One-time Costs	Essential Packages
028-00-00-00000	Speech-Language Path. and Audio.	031	0	Standard Inflation	Essential Packages
028-00-00-00000	Speech-Language Path. and Audio.	032	0	Above Standard Inflation	Essential Packages
028-00-00-00000	Speech-Language Path. and Audio.	033	0	Exceptional Inflation	Essential Packages

51

Health Related Licensing Boards

Summary Cross Reference Listing and Packages
2015-17 Biennium

Agency Number: 83300
BAM Analyst: Clark, Clair
Budget Coordinator: Lee, Bill - (503)373-0744

Cross Reference Number	Cross Reference Description	Package Number	Priority	Package Description	Package Group
028-00-00-00000	Speech-Language Path. and Audio.	081	0	September 2014 E-Board	Policy Packages
028-00-00-00000	Speech-Language Path. and Audio.	090	0	Analyst Adjustments	Policy Packages
028-00-00-00000	Speech-Language Path. and Audio.	140	0	Investigative Workload & Background Checks	Policy Packages
029-00-00-00000	Veterinary Medical Examiners	010	0	Non-PICS Psnl Svc / Vacancy Factor	Essential Packages
029-00-00-00000	Veterinary Medical Examiners	021	0	Phase-in	Essential Packages
029-00-00-00000	Veterinary Medical Examiners	022	0	Phase-out Pgm & One-time Costs	Essential Packages
029-00-00-00000	Veterinary Medical Examiners	031	0	Standard Inflation	Essential Packages
029-00-00-00000	Veterinary Medical Examiners	032	0	Above Standard Inflation	Essential Packages
029-00-00-00000	Veterinary Medical Examiners	033	0	Exceptional Inflation	Essential Packages
029-00-00-00000	Veterinary Medical Examiners	081	0	September 2014 E-Board	Policy Packages
029-00-00-00000	Veterinary Medical Examiners	090	0	Analyst Adjustments	Policy Packages
029-00-00-00000	Veterinary Medical Examiners	150	0	Increased Veterinary Investigative Workload	Policy Packages

Health Related Licensing Boards

**Policy Package List by Priority
2015-17 Biennium**

Agency Number: 83300

BAM Analyst: Clark, Clair

Budget Coordinator: Lee, Bill - (503)373-0744

<i>Priority</i>	<i>Policy Pkg Number</i>	<i>Policy Pkg Description</i>	<i>Summary Cross Reference Number</i>	<i>Cross Reference Description</i>
0	081	September 2014 E-Board	017-00-00-00000	Mortuary Board
			018-00-00-00000	Naturopathic Medicine
			020-00-00-00000	Occupational Therapists
			026-00-00-00000	Medical Imaging
			028-00-00-00000	Speech-Language Path. and Audio.
			029-00-00-00000	Veterinary Medical Examiners
	090	Analyst Adjustments	017-00-00-00000	Mortuary Board
			018-00-00-00000	Naturopathic Medicine
			020-00-00-00000	Occupational Therapists
			026-00-00-00000	Medical Imaging
			028-00-00-00000	Speech-Language Path. and Audio.
			029-00-00-00000	Veterinary Medical Examiners
	101	Indigent Dispo Fund Admin & Records Inspect	017-00-00-00000	Mortuary Board
	110	Improving Customer Service	018-00-00-00000	Naturopathic Medicine
	120	Increased Administrative Workload	020-00-00-00000	Occupational Therapists
	121	Increased Therapists Investigative Workload	020-00-00-00000	Occupational Therapists
	130	Fingerprint Background Check Fee	026-00-00-00000	Medical Imaging
	131	Expanded Access to Fluoroscopy Permits	026-00-00-00000	Medical Imaging
	140	Investigative Workload & Background Checks	028-00-00-00000	Speech-Language Path. and Audio.
	150	Increased Veterinary Investigative Workload	029-00-00-00000	Veterinary Medical Examiners

Health Related Licensing Boards

Agency Number: 83300

Budget Support - Detail Revenues and Expenditures

Cross Reference Number: 83300-026-00-00-00000

2015-17 Biennium

Medical Imaging

<i>Description</i>	<i>2011-13 Actuals</i>	<i>2013-15 Leg Adopted Budget</i>	<i>2013-15 Leg Approved Budget</i>	<i>2015-17 Agency Request Budget</i>	<i>2015-17 Governor's Budget</i>	<i>2015-17 Leg Adopted Budget</i>
BEGINNING BALANCE						
0025 Beginning Balance						
3400 Other Funds Ltd	245,276	143,724	143,724	237,660	237,660	-
0030 Beginning Balance Adjustment						
3400 Other Funds Ltd	-	92,667	92,667	-	47,861	-
BEGINNING BALANCE						
3400 Other Funds Ltd	245,276	236,391	236,391	237,660	285,521	-
TOTAL BEGINNING BALANCE	\$245,276	\$236,391	\$236,391	\$237,660	\$285,521	-
REVENUE CATEGORIES						
LICENSES AND FEES						
0205 Business Lic and Fees						
3400 Other Funds Ltd	691,545	770,738	770,738	763,783	763,783	-
0210 Non-business Lic. and Fees						
3400 Other Funds Ltd	-	-	-	65,150	65,150	-
LICENSES AND FEES						
3400 Other Funds Ltd	691,545	770,738	770,738	828,933	828,933	-
TOTAL LICENSES AND FEES	\$691,545	\$770,738	\$770,738	\$828,933	\$828,933	-
CHARGES FOR SERVICES						
0410 Charges for Services						
3400 Other Funds Ltd	760	1,442	1,442	130	130	-
FINES, RENTS AND ROYALTIES						
0505 Fines and Forfeitures						
3400 Other Funds Ltd	25,088	15,120	15,120	13,979	13,979	-

54

Health Related Licensing Boards

Agency Number: 83300

Budget Support - Detail Revenues and Expenditures

Cross Reference Number: 83300-026-00-00-00000

2015-17 Biennium

Medical Imaging

<i>Description</i>	<i>2011-13 Actuals</i>	<i>2013-15 Leg Adopted Budget</i>	<i>2013-15 Leg Approved Budget</i>	<i>2015-17 Agency Request Budget</i>	<i>2015-17 Governor's Budget</i>	<i>2015-17 Leg Adopted Budget</i>
INTEREST EARNINGS						
0605 Interest Income						
3400 Other Funds Ltd	3,243	2,712	2,712	3,669	3,669	-
REVENUE CATEGORIES						
3400 Other Funds Ltd	720,636	790,012	790,012	846,711	846,711	-
TOTAL REVENUE CATEGORIES	\$720,636	\$790,012	\$790,012	\$846,711	\$846,711	-
AVAILABLE REVENUES						
3400 Other Funds Ltd	965,912	1,026,403	1,026,403	1,084,371	1,132,232	-
TOTAL AVAILABLE REVENUES	\$965,912	\$1,026,403	\$1,026,403	\$1,084,371	\$1,132,232	-
EXPENDITURES						
PERSONAL SERVICES						
SALARIES & WAGES						
3110 Class/Unclass Sal. and Per Diem						
3400 Other Funds Ltd	277,539	301,794	317,815	325,626	325,626	-
OTHER PAYROLL EXPENSES						
3210 Empl. Rel. Bd. Assessments						
3400 Other Funds Ltd	82	120	120	132	132	-
3220 Public Employees' Retire Cont						
3400 Other Funds Ltd	38,072	43,147	45,456	50,205	50,205	-
3221 Pension Obligation Bond						
3400 Other Funds Ltd	16,994	19,766	18,297	20,153	20,153	-
3230 Social Security Taxes						
3400 Other Funds Ltd	20,670	23,085	24,311	24,909	24,909	-

55

Health Related Licensing Boards

Agency Number: 83300

Budget Support - Detail Revenues and Expenditures

Cross Reference Number: 83300-026-00-00-00000

2015-17 Biennium

Medical Imaging

<i>Description</i>	<i>2011-13 Actuals</i>	<i>2013-15 Leg Adopted Budget</i>	<i>2013-15 Leg Approved Budget</i>	<i>2015-17 Agency Request Budget</i>	<i>2015-17 Governor's Budget</i>	<i>2015-17 Leg Adopted Budget</i>
3250 Worker's Comp. Assess. (WCD)						
3400 Other Funds Ltd	160	177	177	207	207	-
3260 Mass Transit Tax						
3400 Other Funds Ltd	1,657	1,920	2,016	1,954	1,954	-
3270 Flexible Benefits						
3400 Other Funds Ltd	91,905	91,584	92,920	91,584	91,584	-
OTHER PAYROLL EXPENSES						
3400 Other Funds Ltd	169,540	179,799	183,297	189,144	189,144	-
TOTAL OTHER PAYROLL EXPENSES	\$169,540	\$179,799	\$183,297	\$189,144	\$189,144	-
P.S. BUDGET ADJUSTMENTS						
3465 Reconciliation Adjustment						
3400 Other Funds Ltd	-	12,942	12,942	-	-	-
3991 PERS Policy Adjustment						
3400 Other Funds Ltd	-	(10,590)	(10,590)	-	-	-
P.S. BUDGET ADJUSTMENTS						
3400 Other Funds Ltd	-	2,352	2,352	-	-	-
TOTAL P.S. BUDGET ADJUSTMENTS	-	\$2,352	\$2,352	-	-	-
PERSONAL SERVICES						
3400 Other Funds Ltd	447,079	483,945	503,464	514,770	514,770	-
TOTAL PERSONAL SERVICES	\$447,079	\$483,945	\$503,464	\$514,770	\$514,770	-
SERVICES & SUPPLIES						
4100 Instate Travel						
3400 Other Funds Ltd	9,792	26,566	26,566	27,363	22,363	-

56

Health Related Licensing Boards

Agency Number: 83300

Budget Support - Detail Revenues and Expenditures

Cross Reference Number: 83300-026-00-00-00000

2015-17 Biennium

Medical Imaging

<i>Description</i>	<i>2011-13 Actuals</i>	<i>2013-15 Leg Adopted Budget</i>	<i>2013-15 Leg Approved Budget</i>	<i>2015-17 Agency Request Budget</i>	<i>2015-17 Governor's Budget</i>	<i>2015-17 Leg Adopted Budget</i>
4125 Out of State Travel						
3400 Other Funds Ltd	711	2,018	2,018	2,079	2,079	-
4150 Employee Training						
3400 Other Funds Ltd	80	2,766	2,766	2,849	2,849	-
4175 Office Expenses						
3400 Other Funds Ltd	10,310	35,143	35,143	31,510	31,510	-
4200 Telecommunications						
3400 Other Funds Ltd	3,147	7,323	7,323	7,543	7,543	-
4225 State Gov. Service Charges						
3400 Other Funds Ltd	40,255	57,338	57,338	15,829	10,326	-
4250 Data Processing						
3400 Other Funds Ltd	264	-	-	1,307	1,307	-
4275 Publicity and Publications						
3400 Other Funds Ltd	1,179	2,921	2,921	3,009	3,009	-
4300 Professional Services						
3400 Other Funds Ltd	16,907	50,201	50,201	51,858	51,858	-
4315 IT Professional Services						
3400 Other Funds Ltd	7,884	15,852	15,852	16,375	16,375	-
4325 Attorney General						
3400 Other Funds Ltd	32,059	27,592	27,592	32,890	31,348	-
4375 Employee Recruitment and Develop						
3400 Other Funds Ltd	-	210	210	216	216	-
4400 Dues and Subscriptions						

Health Related Licensing Boards

Agency Number: 83300

Budget Support - Detail Revenues and Expenditures

Cross Reference Number: 83300-026-00-00-00000

2015-17 Biennium

Medical Imaging

<i>Description</i>	<i>2011-13 Actuals</i>	<i>2013-15 Leg Adopted Budget</i>	<i>2013-15 Leg Approved Budget</i>	<i>2015-17 Agency Request Budget</i>	<i>2015-17 Governor's Budget</i>	<i>2015-17 Leg Adopted Budget</i>
3400 Other Funds Ltd	40	1,364	1,364	1,405	1,405	-
4425 Facilities Rental and Taxes						
3400 Other Funds Ltd	30,206	41,089	41,089	42,322	34,322	-
4575 Agency Program Related S and S						
3400 Other Funds Ltd	42,700	59,876	59,876	114,372	114,372	-
4650 Other Services and Supplies						
3400 Other Funds Ltd	3,361	1,947	1,484	55,153	55,153	-
4675 Undistributed (S.S.)						
3400 Other Funds Ltd	-	(463)	-	-	-	-
4700 Expendable Prop 250 - 5000						
3400 Other Funds Ltd	346	5,820	5,820	5,995	5,995	-
4715 IT Expendable Property						
3400 Other Funds Ltd	2,819	15,324	15,324	8,991	8,991	-
SERVICES & SUPPLIES						
3400 Other Funds Ltd	202,060	352,887	352,887	421,066	401,021	-
TOTAL SERVICES & SUPPLIES	\$202,060	\$352,887	\$352,887	\$421,066	\$401,021	-
EXPENDITURES						
3400 Other Funds Ltd	649,139	836,832	856,351	935,836	915,791	-
TOTAL EXPENDITURES	\$649,139	\$836,832	\$856,351	\$935,836	\$915,791	-
ENDING BALANCE						
3400 Other Funds Ltd	316,773	189,571	170,052	148,535	216,441	-
TOTAL ENDING BALANCE	\$316,773	\$189,571	\$170,052	\$148,535	\$216,441	-
AUTHORIZED POSITIONS						

Health Related Licensing Boards

Agency Number: 83300

Budget Support - Detail Revenues and Expenditures

Cross Reference Number: 83300-026-00-00-00000

2015-17 Biennium

Medical Imaging

<i>Description</i>	<i>2011-13 Actuals</i>	<i>2013-15 Leg Adopted Budget</i>	<i>2013-15 Leg Approved Budget</i>	<i>2015-17 Agency Request Budget</i>	<i>2015-17 Governor's Budget</i>	<i>2015-17 Leg Adopted Budget</i>
8150 Class/Unclass Positions	4	3	3	3	3	-
TOTAL AUTHORIZED POSITIONS	4	3	3	3	3	-
AUTHORIZED FTE						
8250 Class/Unclass FTE Positions	3.25	3.00	3.00	3.00	3.00	-
TOTAL AUTHORIZED FTE	3.25	3.00	3.00	3.00	3.00	-

2015-17 Biennium

Medical Imaging

Description	Agency Request Budget (V-01) 2015-17 Base Budget	Governor's Budget (Y-01) 2015-17 Base Budget	Column 2 minus Column 1	% Change from Column 1 to Column 2
	Column 1	Column 2		
BEGINNING BALANCE				
0025 Beginning Balance				
3400 Other Funds Ltd	237,660	237,660	0	-
0030 Beginning Balance Adjustment				
3400 Other Funds Ltd	-	47,861	47,861	100.00%
TOTAL BEGINNING BALANCE				
3400 Other Funds Ltd	237,660	285,521	47,861	20.14%
REVENUE CATEGORIES				
LICENSES AND FEES				
0205 Business Lic and Fees				
3400 Other Funds Ltd	763,783	763,783	0	-
CHARGES FOR SERVICES				
0410 Charges for Services				
3400 Other Funds Ltd	130	130	0	-
FINES, RENTS AND ROYALTIES				
0505 Fines and Forfeitures				
3400 Other Funds Ltd	13,979	13,979	0	-
INTEREST EARNINGS				
0605 Interest Income				
3400 Other Funds Ltd	3,669	3,669	0	-
TOTAL REVENUES				
3400 Other Funds Ltd	781,561	781,561	0	-
AVAILABLE REVENUES				
3400 Other Funds Ltd	1,019,221	1,067,082	47,861	4.70%

Health Related Licensing Boards

Agency Number: 83300

Version / Column Comparison Report - Detail

Cross Reference Number:83300-026-00-00-00000

2015-17 Biennium

Medical Imaging

Description	Agency Request Budget (V-01) 2015-17 Base Budget	Governor's Budget (Y-01) 2015-17 Base Budget	Column 2 minus Column 1	% Change from Column 1 to Column 2
	Column 1	Column 2		

EXPENDITURES

PERSONAL SERVICES

SALARIES & WAGES

3110 Class/Unclass Sal. and Per Diem

3400 Other Funds Ltd	325,626	325,626	0	-
----------------------	---------	---------	---	---

OTHER PAYROLL EXPENSES

3210 Empl. Rel. Bd. Assessments

3400 Other Funds Ltd	132	132	0	-
----------------------	-----	-----	---	---

3220 Public Employees' Retire Cont

3400 Other Funds Ltd	50,205	50,205	0	-
----------------------	--------	--------	---	---

3221 Pension Obligation Bond

3400 Other Funds Ltd	18,297	18,297	0	-
----------------------	--------	--------	---	---

3230 Social Security Taxes

3400 Other Funds Ltd	24,909	24,909	0	-
----------------------	--------	--------	---	---

3250 Worker's Comp. Assess. (WCD)

3400 Other Funds Ltd	207	207	0	-
----------------------	-----	-----	---	---

3260 Mass Transit Tax

3400 Other Funds Ltd	2,016	2,016	0	-
----------------------	-------	-------	---	---

3270 Flexible Benefits

3400 Other Funds Ltd	91,584	91,584	0	-
----------------------	--------	--------	---	---

TOTAL OTHER PAYROLL EXPENSES

3400 Other Funds Ltd	187,350	187,350	0	-
----------------------	---------	---------	---	---

TOTAL PERSONAL SERVICES

3400 Other Funds Ltd	512,976	512,976	0	-
----------------------	---------	---------	---	---

61

Description	Agency Request Budget (V-01) 2015-17 Base Budget	Governor's Budget (Y-01) 2015-17 Base Budget	Column 2 minus Column 1	% Change from Column 1 to Column 2
	Column 1	Column 2		
SERVICES & SUPPLIES				
4100 Instate Travel				
3400 Other Funds Ltd	26,566	26,566	0	-
4125 Out of State Travel				
3400 Other Funds Ltd	2,018	2,018	0	-
4150 Employee Training				
3400 Other Funds Ltd	2,766	2,766	0	-
4175 Office Expenses				
3400 Other Funds Ltd	35,143	35,143	0	-
4200 Telecommunications				
3400 Other Funds Ltd	7,323	7,323	0	-
4225 State Gov. Service Charges				
3400 Other Funds Ltd	16,335	16,335	0	-
4275 Publicity and Publications				
3400 Other Funds Ltd	2,921	2,921	0	-
4300 Professional Services				
3400 Other Funds Ltd	50,201	50,201	0	-
4315 IT Professional Services				
3400 Other Funds Ltd	15,852	15,852	0	-
4325 Attorney General				
3400 Other Funds Ltd	27,592	27,592	0	-
4375 Employee Recruitment and Develop				
3400 Other Funds Ltd	210	210	0	-
4400 Dues and Subscriptions				

62

Health Related Licensing Boards

Agency Number: 83300

Version / Column Comparison Report - Detail

Cross Reference Number:83300-026-00-00-00000

2015-17 Biennium

Medical Imaging

Description	Agency Request Budget (V-01) 2015-17 Base Budget	Governor's Budget (Y-01) 2015-17 Base Budget	Column 2 minus Column 1	% Change from Column 1 to Column 2
	Column 1	Column 2		
3400 Other Funds Ltd	1,364	1,364	0	-
4425 Facilities Rental and Taxes				
3400 Other Funds Ltd	41,089	41,089	0	-
4575 Agency Program Related S and S				
3400 Other Funds Ltd	59,876	59,876	0	-
4650 Other Services and Supplies				
3400 Other Funds Ltd	42,487	42,487	0	-
4700 Expendable Prop 250 - 5000				
3400 Other Funds Ltd	5,820	5,820	0	-
4715 IT Expendable Property				
3400 Other Funds Ltd	15,324	15,324	0	-
TOTAL SERVICES & SUPPLIES				
3400 Other Funds Ltd	352,887	352,887	0	-
TOTAL EXPENDITURES				
3400 Other Funds Ltd	865,863	865,863	0	-
ENDING BALANCE				
3400 Other Funds Ltd	153,358	201,219	47,861	31.21%
AUTHORIZED POSITIONS				
8150 Class/Unclass Positions	3	3	0	-
AUTHORIZED FTE				
8250 Class/Unclass FTE Positions	3.00	3.00	0	-

Health Related Licensing Boards

Agency Number: 83300

**Package Comparison Report - Detail
2015-17 Biennium
Medical Imaging**

**Cross Reference Number: 83300-026-00-00-00000
Package: Non-PICS Psnl Svc / Vacancy Factor
Pkg Group: ESS Pkg Type: 010 Pkg Number: 010**

Description	Agency Request Budget (V-01)	Governor's Budget (Y-01)	Column 2 Minus Column 1	% Change from Column 1 to Column 2
	Column 1	Column 2		

EXPENDITURES

PERSONAL SERVICES

OTHER PAYROLL EXPENSES

3221 Pension Obligation Bond

3400 Other Funds Ltd	1,856	1,856	0	0.00%
----------------------	-------	-------	---	-------

3260 Mass Transit Tax

3400 Other Funds Ltd	(62)	(62)	0	0.00%
----------------------	------	------	---	-------

OTHER PAYROLL EXPENSES

3400 Other Funds Ltd	1,794	1,794	0	0.00%
----------------------	-------	-------	---	-------

TOTAL OTHER PAYROLL EXPENSES	\$1,794	\$1,794	\$0	0.00%
-------------------------------------	----------------	----------------	------------	--------------

EXPENDITURES

3400 Other Funds Ltd	1,794	1,794	0	0.00%
----------------------	-------	-------	---	-------

TOTAL EXPENDITURES	\$1,794	\$1,794	\$0	0.00%
---------------------------	----------------	----------------	------------	--------------

ENDING BALANCE

3400 Other Funds Ltd	(1,794)	(1,794)	0	0.00%
----------------------	---------	---------	---	-------

TOTAL ENDING BALANCE	(\$1,794)	(\$1,794)	\$0	0.00%
-----------------------------	------------------	------------------	------------	--------------

Health Related Licensing Boards

Agency Number: 83300

Package Comparison Report - Detail
 2015-17 Biennium
 Medical Imaging

Cross Reference Number: 83300-026-00-00-00000
 Package: Phase-out Pgm & One-time Costs
 Pkg Group: ESS Pkg Type: 020 Pkg Number: 022

Description	Agency Request Budget (V-01)	Governor's Budget (Y-01)	Column 2 Minus Column 1	% Change from Column 1 to Column 2
	Column 1	Column 2		
EXPENDITURES				
SERVICES & SUPPLIES				
4175 Office Expenses				
3400 Other Funds Ltd	(4,551)	(4,551)	0	0.00%
4715 IT Expendable Property				
3400 Other Funds Ltd	(6,595)	(6,595)	0	0.00%
SERVICES & SUPPLIES				
3400 Other Funds Ltd	(11,146)	(11,146)	0	0.00%
TOTAL SERVICES & SUPPLIES	(\$11,146)	(\$11,146)	\$0	0.00%
EXPENDITURES				
3400 Other Funds Ltd	(11,146)	(11,146)	0	0.00%
TOTAL EXPENDITURES	(\$11,146)	(\$11,146)	\$0	0.00%
ENDING BALANCE				
3400 Other Funds Ltd	11,146	11,146	0	0.00%
TOTAL ENDING BALANCE	\$11,146	\$11,146	\$0	0.00%

Health Related Licensing Boards

Agency Number: 83300

**Package Comparison Report - Detail
2015-17 Biennium
Medical Imaging**

Cross Reference Number: 83300-026-00-00-00000

Package: Standard Inflation

Pkg Group: ESS Pkg Type: 030 Pkg Number: 031

Description	Agency Request Budget (V-01)	Governor's Budget (Y-01)	Column 2 Minus Column 1	% Change from Column 1 to Column 2
	Column 1	Column 2		

EXPENDITURES

SERVICES & SUPPLIES

4100 Instate Travel

3400 Other Funds Ltd 797 797 0 0.00%

4125 Out of State Travel

3400 Other Funds Ltd 61 61 0 0.00%

4150 Employee Training

3400 Other Funds Ltd 83 83 0 0.00%

4175 Office Expenses

3400 Other Funds Ltd 918 918 0 0.00%

4200 Telecommunications

3400 Other Funds Ltd 220 220 0 0.00%

4225 State Gov. Service Charges

3400 Other Funds Ltd (506) (6,009) (5,503) (1,087.55%)

4275 Publicity and Publications

3400 Other Funds Ltd 88 88 0 0.00%

4300 Professional Services

3400 Other Funds Ltd 1,506 1,506 0 0.00%

4315 IT Professional Services

Health Related Licensing Boards

Agency Number: 83300

Package Comparison Report - Detail

Cross Reference Number: 83300-026-00-00-00000

2015-17 Biennium

Package: Standard Inflation

Medical Imaging

Pkg Group: ESS Pkg Type: 030 Pkg Number: 031

Description	Agency Request Budget (V-01)	Governor's Budget (Y-01)	Column 2 Minus Column 1	% Change from Column 1 to Column 2
	Column 1	Column 2		
3400 Other Funds Ltd	475	475	0	0.00%
4325 Attorney General				
3400 Other Funds Ltd	5,298	3,756	(1,542)	(29.11%)
4375 Employee Recruitment and Develop				
3400 Other Funds Ltd	6	6	0	0.00%
4400 Dues and Subscriptions				
3400 Other Funds Ltd	41	41	0	0.00%
4425 Facilities Rental and Taxes				
3400 Other Funds Ltd	1,233	1,233	0	0.00%
4575 Agency Program Related S and S				
3400 Other Funds Ltd	1,796	1,796	0	0.00%
4650 Other Services and Supplies				
3400 Other Funds Ltd	1,275	1,275	0	0.00%
4700 Expendable Prop 250 - 5000				
3400 Other Funds Ltd	175	175	0	0.00%
4715 IT Expendable Property				
3400 Other Funds Ltd	262	262	0	0.00%
SERVICES & SUPPLIES				
3400 Other Funds Ltd	13,728	6,683	(7,045)	(51.32%)

Health Related Licensing Boards

Agency Number: 83300

Package Comparison Report - Detail
 2015-17 Biennium
 Medical Imaging

Cross Reference Number: 83300-026-00-00-00000

Package: Standard Inflation

Pkg Group: ESS Pkg Type: 030 Pkg Number: 031

Description	Agency Request Budget (V-01)	Governor's Budget (Y-01)	Column 2 Minus Column 1	% Change from Column 1 to Column 2
	Column 1	Column 2		
TOTAL SERVICES & SUPPLIES	\$13,728	\$6,683	(\$7,045)	(51.32%)
EXPENDITURES				
3400 Other Funds Ltd	13,728	6,683	(7,045)	(51.32%)
TOTAL EXPENDITURES	\$13,728	\$6,683	(\$7,045)	(51.32%)
ENDING BALANCE				
3400 Other Funds Ltd	(13,728)	(6,683)	7,045	51.32%
TOTAL ENDING BALANCE	(\$13,728)	(\$6,683)	\$7,045	51.32%

Health Related Licensing Boards

Agency Number: 83300

**Package Comparison Report - Detail
2015-17 Biennium
Medical Imaging**

**Cross Reference Number: 83300-026-00-00-00000
Package: Above Standard Inflation
Pkg Group: ESS Pkg Type: 030 Pkg Number: 032**

Description	Agency Request Budget (V-01)	Governor's Budget (Y-01)	Column 2 Minus Column 1	% Change from Column 1 to Column 2
	Column 1	Column 2		

EXPENDITURES

SERVICES & SUPPLIES

4250 Data Processing

3400 Other Funds Ltd 1,307 1,307 0 0.00%

4300 Professional Services

3400 Other Funds Ltd 151 151 0 0.00%

4315 IT Professional Services

3400 Other Funds Ltd 48 48 0 0.00%

4650 Other Services and Supplies

3400 Other Funds Ltd 11,391 11,391 0 0.00%

SERVICES & SUPPLIES

3400 Other Funds Ltd 12,897 12,897 0 0.00%

TOTAL SERVICES & SUPPLIES

\$12,897 \$12,897 \$0 0.00%

EXPENDITURES

3400 Other Funds Ltd 12,897 12,897 0 0.00%

TOTAL EXPENDITURES

\$12,897 \$12,897 \$0 0.00%

ENDING BALANCE

3400 Other Funds Ltd (12,897) (12,897) 0 0.00%

TOTAL ENDING BALANCE

(\$12,897) (\$12,897) \$0 0.00%

Health Related Licensing Boards

Agency Number: 83300

**Package Comparison Report - Detail
2015-17 Biennium
Medical Imaging**

Cross Reference Number: 83300-026-00-00-00000

Package: Analyst Adjustments

Pkg Group: POL Pkg Type: 090 Pkg Number: 090

Description	Agency Request Budget (V-01)	Governor's Budget (Y-01)	Column 2 Minus Column 1	% Change from Column 1 to Column 2
	Column 1	Column 2		

EXPENDITURES

SERVICES & SUPPLIES

4100 Instate Travel

3400 Other Funds Ltd	-	(5,000)	(5,000)	100.00%
----------------------	---	---------	---------	---------

4425 Facilities Rental and Taxes

3400 Other Funds Ltd	-	(8,000)	(8,000)	100.00%
----------------------	---	---------	---------	---------

SERVICES & SUPPLIES

3400 Other Funds Ltd	-	(13,000)	(13,000)	100.00%
----------------------	---	----------	----------	---------

TOTAL SERVICES & SUPPLIES	-	(\$13,000)	(\$13,000)	100.00%
--------------------------------------	----------	-------------------	-------------------	----------------

EXPENDITURES

3400 Other Funds Ltd	-	(13,000)	(13,000)	100.00%
----------------------	---	----------	----------	---------

TOTAL EXPENDITURES	-	(\$13,000)	(\$13,000)	100.00%
---------------------------	----------	-------------------	-------------------	----------------

ENDING BALANCE

3400 Other Funds Ltd	-	13,000	13,000	100.00%
----------------------	---	--------	--------	---------

TOTAL ENDING BALANCE	-	\$13,000	\$13,000	100.00%
-----------------------------	----------	-----------------	-----------------	----------------

Health Related Licensing Boards

Agency Number: 83300

**Package Comparison Report - Detail
2015-17 Biennium
Medical Imaging**

**Cross Reference Number: 83300-026-00-00-00000
Package: Fingerprint Background Check Fee
Pkg Group: POL Pkg Type: POL Pkg Number: 130**

Description	Agency Request Budget (V-01)	Governor's Budget (Y-01)	Column 2 Minus Column 1	% Change from Column 1 to Column 2
	Column 1	Column 2		
REVENUE CATEGORIES				
LICENSES AND FEES				
0210 Non-business Lic. and Fees				
3400 Other Funds Ltd	57,200	57,200	0	0.00%
AVAILABLE REVENUES				
3400 Other Funds Ltd	57,200	57,200	0	0.00%
TOTAL AVAILABLE REVENUES	\$57,200	\$57,200	\$0	0.00%
EXPENDITURES				
SERVICES & SUPPLIES				
4575 Agency Program Related S and S				
3400 Other Funds Ltd	48,950	48,950	0	0.00%
SERVICES & SUPPLIES				
3400 Other Funds Ltd	48,950	48,950	0	0.00%
TOTAL SERVICES & SUPPLIES	\$48,950	\$48,950	\$0	0.00%
EXPENDITURES				
3400 Other Funds Ltd	48,950	48,950	0	0.00%
TOTAL EXPENDITURES	\$48,950	\$48,950	\$0	0.00%
ENDING BALANCE				
3400 Other Funds Ltd	8,250	8,250	0	0.00%

Health Related Licensing Boards

Agency Number: 83300

**Package Comparison Report - Detail
2015-17 Biennium
Medical Imaging**

**Cross Reference Number: 83300-026-00-00-00000
Package: Fingerprint Background Check Fee
Pkg Group: POL Pkg Type: POL Pkg Number: 130**

Description	Agency Request Budget (V-01)	Governor's Budget (Y-01)	Column 2 Minus Column 1	% Change from Column 1 to Column 2
	Column 1	Column 2		
TOTAL ENDING BALANCE	\$8,250	\$8,250	\$0	0.00%

Health Related Licensing Boards

Agency Number: 83300

**Package Comparison Report - Detail
2015-17 Biennium
Medical Imaging**

**Cross Reference Number: 83300-026-00-00-00000
Package: Expanded Access to Fluoroscopy Permits
Pkg Group: POL Pkg Type: POL Pkg Number: 131**

Description	Agency Request Budget (V-01)	Governor's Budget (Y-01)	Column 2 Minus Column 1	% Change from Column 1 to Column 2
	Column 1	Column 2		
REVENUE CATEGORIES				
LICENSES AND FEES				
0210 Non-business Lic. and Fees				
3400 Other Funds Ltd	7,950	7,950	0	0.00%
AVAILABLE REVENUES				
3400 Other Funds Ltd	7,950	7,950	0	0.00%
TOTAL AVAILABLE REVENUES	\$7,950	\$7,950	\$0	0.00%
EXPENDITURES				
SERVICES & SUPPLIES				
4575 Agency Program Related S and S				
3400 Other Funds Ltd	3,750	3,750	0	0.00%
SERVICES & SUPPLIES				
3400 Other Funds Ltd	3,750	3,750	0	0.00%
TOTAL SERVICES & SUPPLIES	\$3,750	\$3,750	\$0	0.00%
EXPENDITURES				
3400 Other Funds Ltd	3,750	3,750	0	0.00%
TOTAL EXPENDITURES	\$3,750	\$3,750	\$0	0.00%
ENDING BALANCE				
3400 Other Funds Ltd	4,200	4,200	0	0.00%

Health Related Licensing Boards

Agency Number: 83300

Package Comparison Report - Detail
 2015-17 Biennium
 Medical Imaging

Cross Reference Number: 83300-026-00-00-00000
 Package: Expanded Access to Fluoroscopy Permits
 Pkg Group: POL Pkg Type: POL Pkg Number: 131

Description	Agency Request Budget (V-01)	Governor's Budget (Y-01)	Column 2 Minus Column 1	% Change from Column 1 to Column 2
	Column 1	Column 2		
TOTAL ENDING BALANCE	\$4,200	\$4,200	\$0	0.00%

74

12/29/14 REPORT NO.: PPDPLBUDCL
 REPORT: SUMMARY LIST BY PKG BY SUMMARY XREF
 AGENCY:83300 HEALTH RELATED LICENSING BRDS
 SUMMARY XREF:026-00-00 000 Medical Imaging

DEPT. OF ADMIN. SVCS. -- PPDB PICS SYSTEM

PAGE
 2015-17
 PROD FILE
 PICS SYSTEM: BUDGET PREPARATION

PKG	CLASS	COMP	DESCRIPTION	POS CNT	FTE	MOS	AVERAGE RATE	GF SAL	OF SAL	FF SAL	LF SAL	AF SAL
000	B	Y7500	AE BOARD AND COMMISSION MEMBER		.00	.00	0.00		7,674			7,674
000	MEAHZ7004	HA	PRINCIPAL EXECUTIVE/MANAGER C	1	1.00	24.00	6,768.00		162,432			162,432
000	OA	C0104	AA OFFICE SPECIALIST 2	1	1.00	24.00	2,873.00		68,952			68,952
000	OA	C0107	AA ADMINISTRATIVE SPECIALIST 1	1	1.00	24.00	3,607.00		86,568			86,568
000				3	3.00	72.00	883.20		325,626			325,626
				3	3.00	72.00	883.20		325,626			325,626

75

PKG	CLASS	COMP	DESCRIPTION	POS CNT	FTE	MOS	AVERAGE RATE	GF SAL	OF SAL	FF SAL	LF SAL	AF SAL
000	B	Y7500	AE BOARD AND COMMISSION MEMBER		.00	.00	0.00		36,714			36,714
000	MEAHZ7004	HA	PRINCIPAL EXECUTIVE/MANAGER C	5	5.00	120.00	6,573.60		788,832			788,832
000	MEAHZ7006	HA	PRINCIPAL EXECUTIVE/MANAGER D	1	1.00	24.00	7,827.00		187,848			187,848
120	MENNZ0104	AA	OFFICE SPECIALIST 2	1	.75	18.00	2,986.00		61,002			61,002
120	MENNZ0108	AA	ADMINISTRATIVE SPECIALIST 2	3	2.50	60.00	3,498.33		211,212			211,212
000	MMS X0119	AA	EXECUTIVE SUPPORT SPECIALIST 2	1	1.00	24.00	4,111.00		98,664			98,664
000	MMS X5248	AA	COMPLIANCE SPECIALIST 3	1	1.00	24.00	6,351.00		152,424			152,424
101	OA	C0103	AA OFFICE SPECIALIST 1		.00	.00	2,636.00					
000	OA	C0104	AA OFFICE SPECIALIST 2	1	1.00	24.00	2,873.00		68,952			68,952
101	OA	C0107	AA ADMINISTRATIVE SPECIALIST 1	2	2.00	48.00	3,121.50		149,832			149,832
000	OA	C5232	AA INVESTIGATOR 2	2	1.50	36.00	3,748.50		142,260			142,260
000	OA	C5246	AA COMPLIANCE SPECIALIST 1	1	1.00	24.00	4,161.00		99,864			99,864
150	UA	C5232	AA INVESTIGATOR 2	3	2.50	60.00	3,256.50		199,620			199,620
				21	19.25	462.00	1,341.28		2,197,224			2,197,224