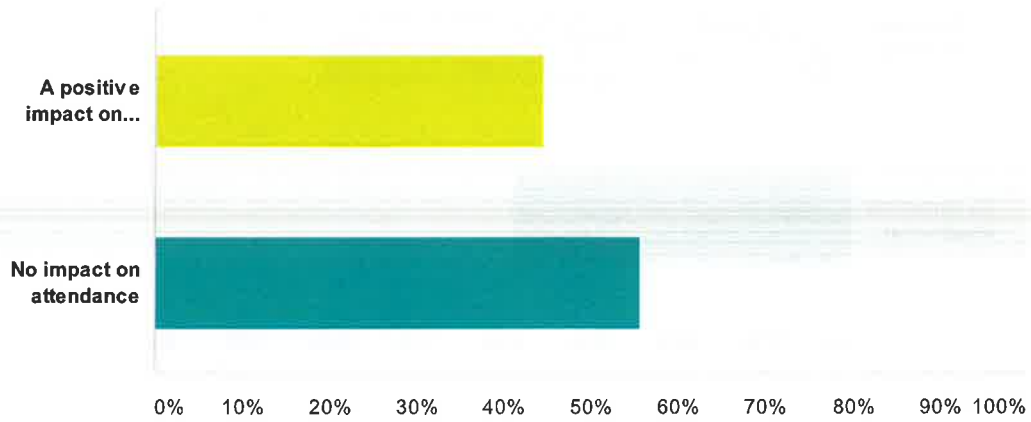


Grandhaven BIC Survey

Q1 The Breakfast in the Classroom (BIC) program has had (choose one):

Answered: 18 Skipped: 0

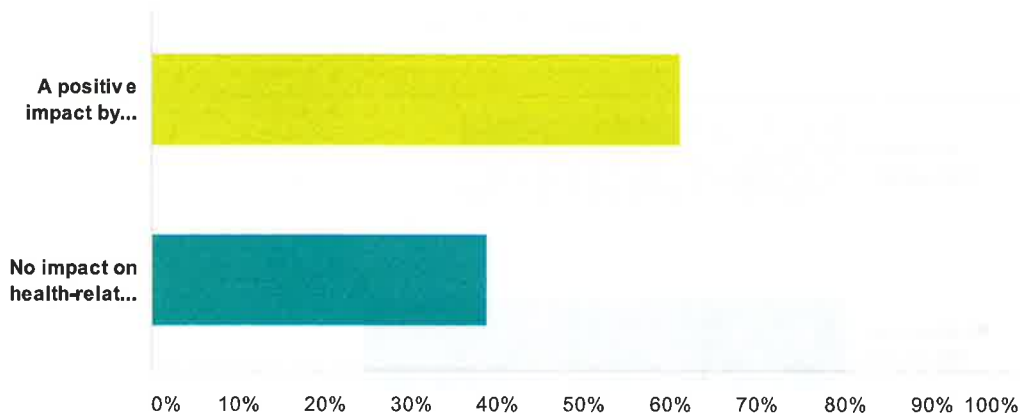


Answer Choices	Responses	
A positive impact on attendance in my classroom	44.44%	8
No impact on attendance	55.56%	10
Total		18

Grandhaven BIC Survey

Q2 BIC has had (choose one)

Answered: 18 Skipped: 0

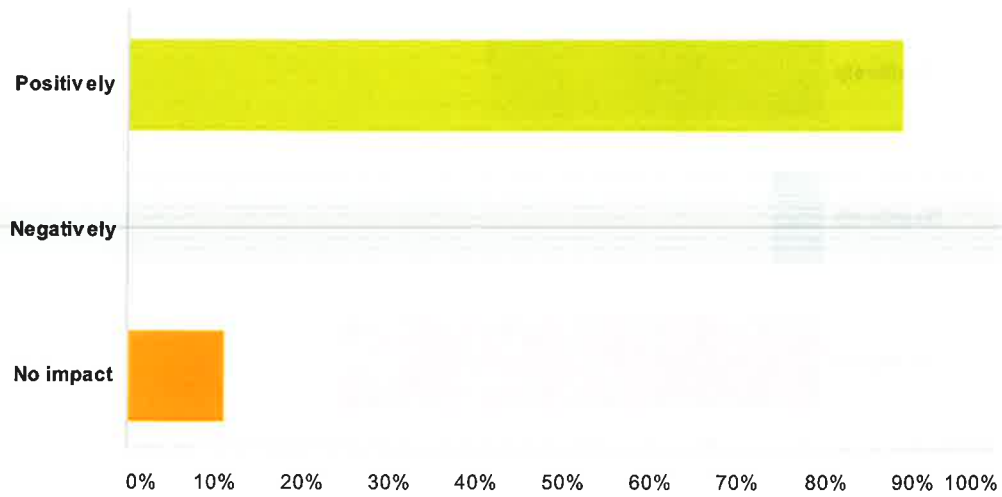


Answer Choices	Responses	
A positive impact by reducing visits to the nurse's station or office due to illness	61.11%	11
No impact on health-related visits	38.89%	7
Total		18

Grandhaven BIC Survey

Q3 BIC has impacted student attention to instruction (choose one)

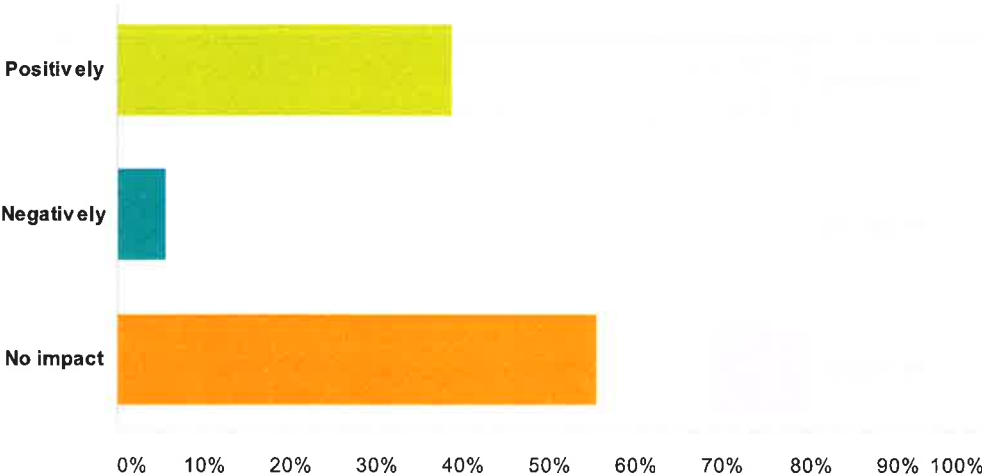
Answered: 18 Skipped: 0



Answer Choices	Responses	
Positively	88.89%	16
Negatively	0.00%	0
No impact	11.11%	2
Total		18

Q4 BIC has impacted student tardiness (choose one)

Answered: 18 Skipped: 0

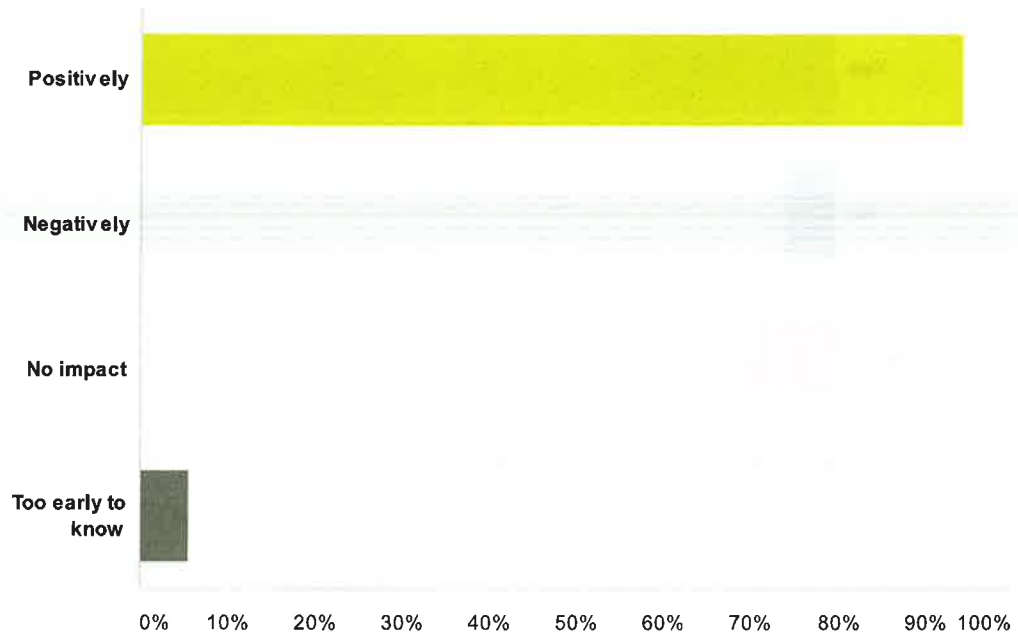


Answer Choices	Responses
Positively	38.89% 7
Negatively	5.56% 1
No impact	55.56% 10
Total	18

Grandhaven BIC Survey

Q5 BIC has impacted student academic performance (choose one)

Answered: 18 Skipped: 0

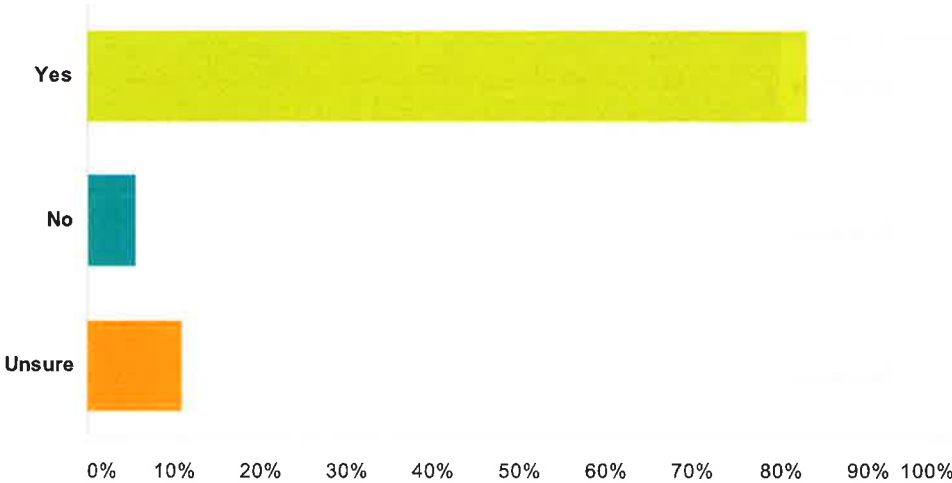


Answer Choices	Responses	
Positively	94.44%	17
Negatively	0.00%	0
No impact	0.00%	0
Too early to know	5.56%	1
Total		18

Grandhaven BIC Survey

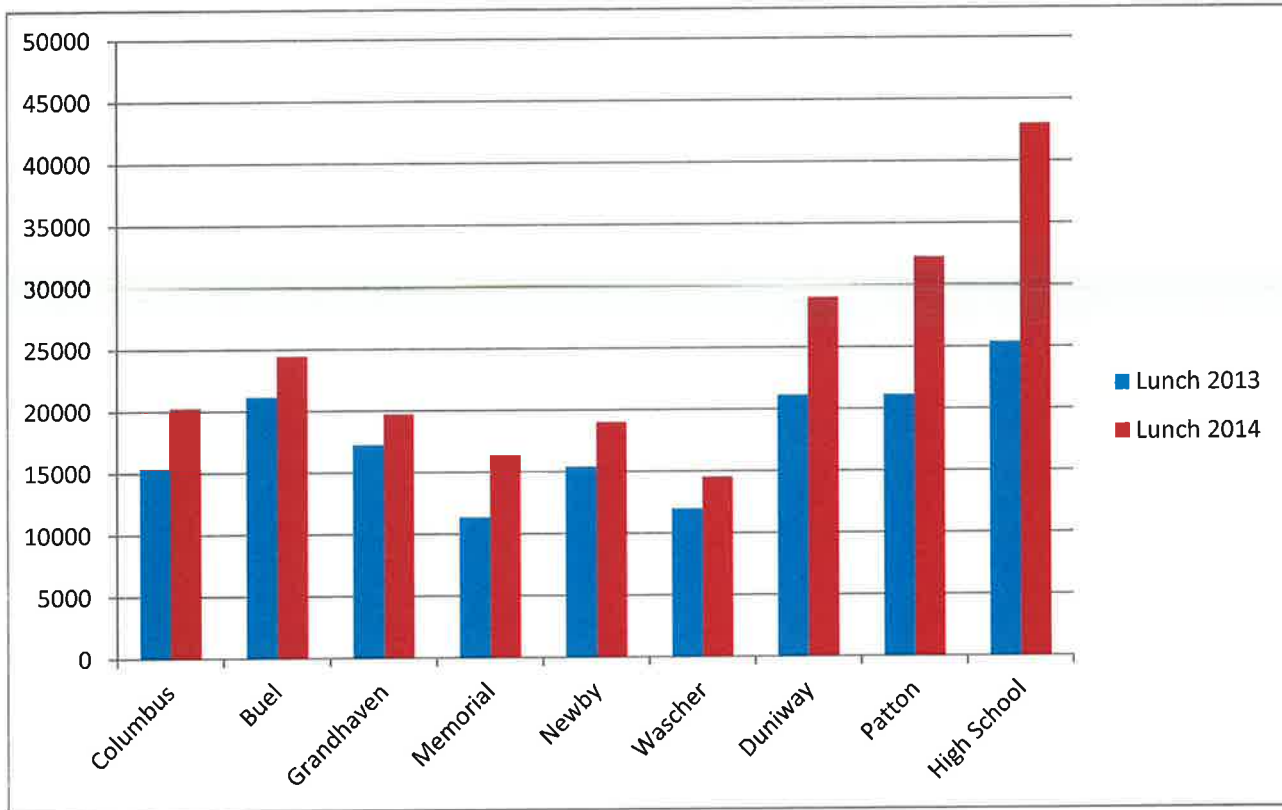
Q6 Would you recommend the BIC program to other schools?

Answered: 18 Skipped: 0



Answer Choices	Responses
Yes	83.33% 15
No	5.56% 1
Unsure	11.11% 2
Total	18

Community Eligibility Program
Lunch Comparison - (57 days)
Sept. - Nov. 2013/2014



	Lunch 2013	Lunch 2014	Additional Meals Served 2014
Columbus	15408	20277	4869
Buel	21168	24489	3321
Grandhaven	17287	19732	2445
Memorial	11360	16426	5066
Newby	15434	19036	3602
Wascher	11992	14550	2558
Duniway	21156	29042	7886
Patton	21168	32275	11107
High School	25401	43033	17632
Total Meals Served	160374	218860	58486

