


K-12 School Finance

Welcome to Your State School Fund

Michael Elliott
State School Fund Coordinator
Oregon Department of Education





Topics

- ▶ **History of School Funding**
- ▶ **Goals of the School Funding Formula**
- ▶ **Current Revenue**
- ▶ **Components of State School Fund**

History of School Funding

- ▶ Measure 5
 - Passed in 1990
 - Capped property tax rate to \$5 per \$1,000 of market value for public education
 - Required State to cover any local revenue losses to public education

History of School Funding

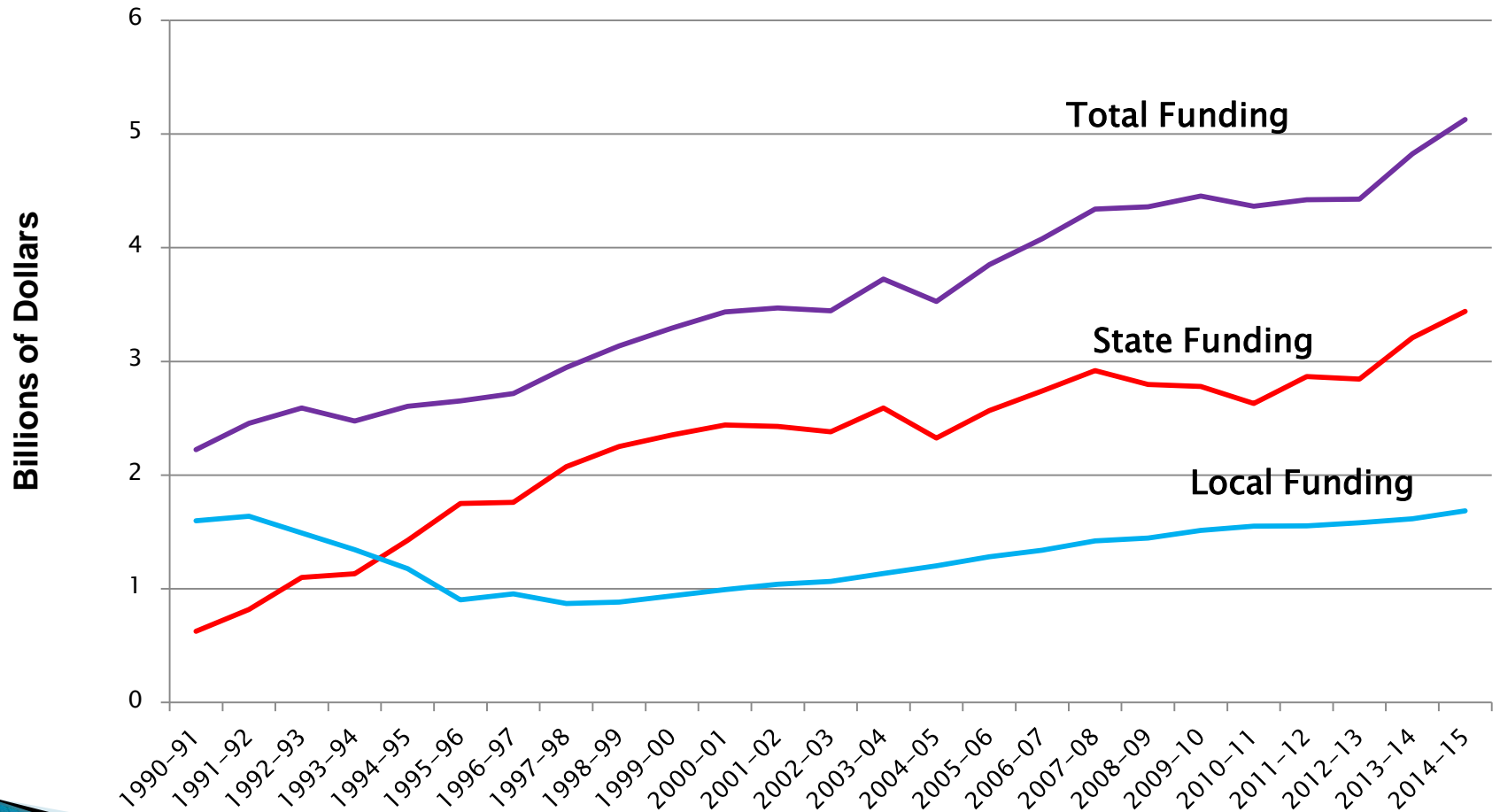
- ▶ Measures 47 and 50
 - Passed in 1996 and 1997 respectively
 - Cut assessed property values
 - Capped growth of assessed property values to 3% a year

History of School Funding

Consequences of Measures 5, 47, and 50:

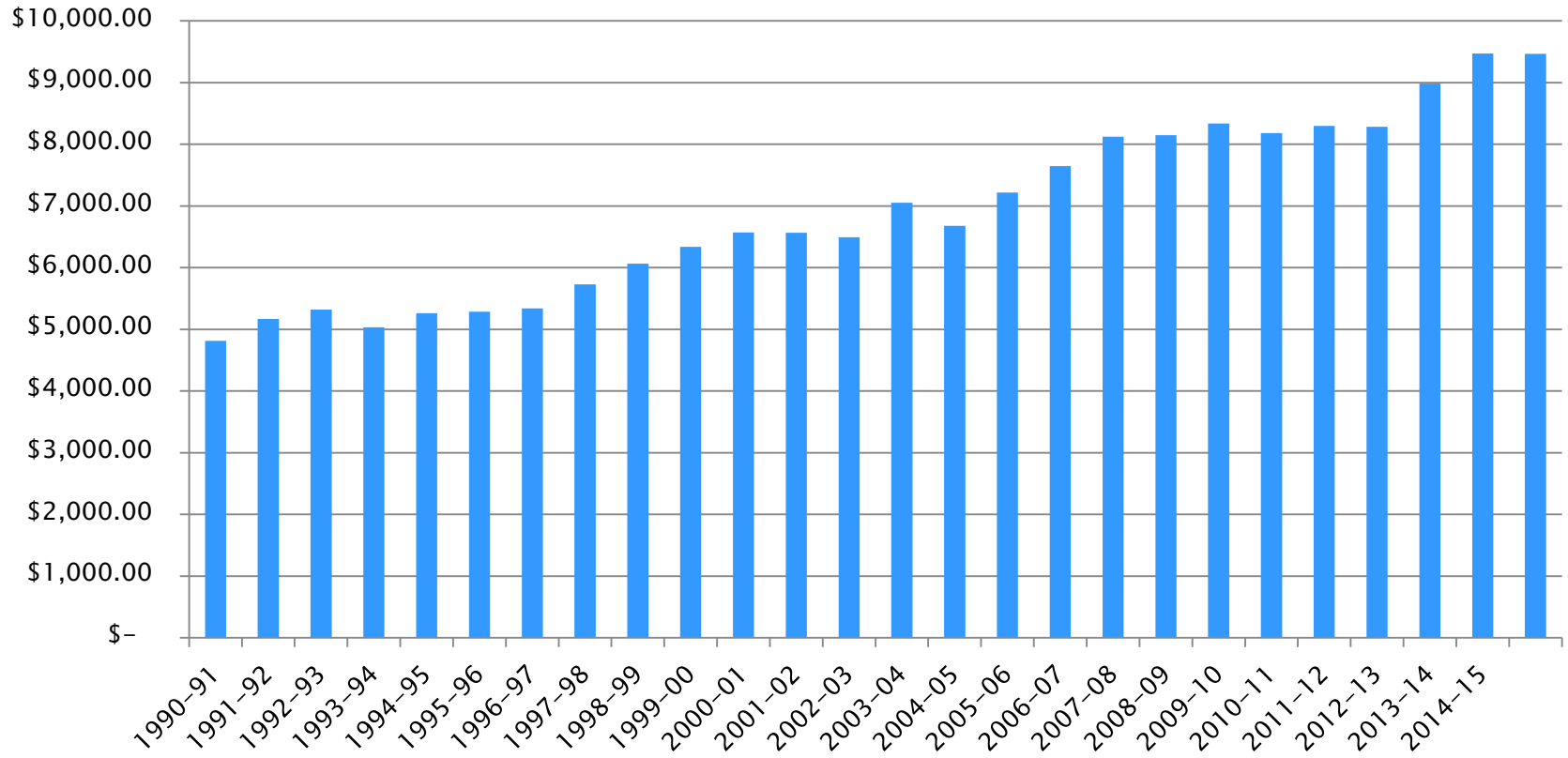
- ▶ Increased volatility of school funding
 - Shifted funding from property to income tax
- ▶ Made state primary source of school funding
- ▶ Equalized funding across districts

K-12 Formula Funding 1990-91 through 2014-15



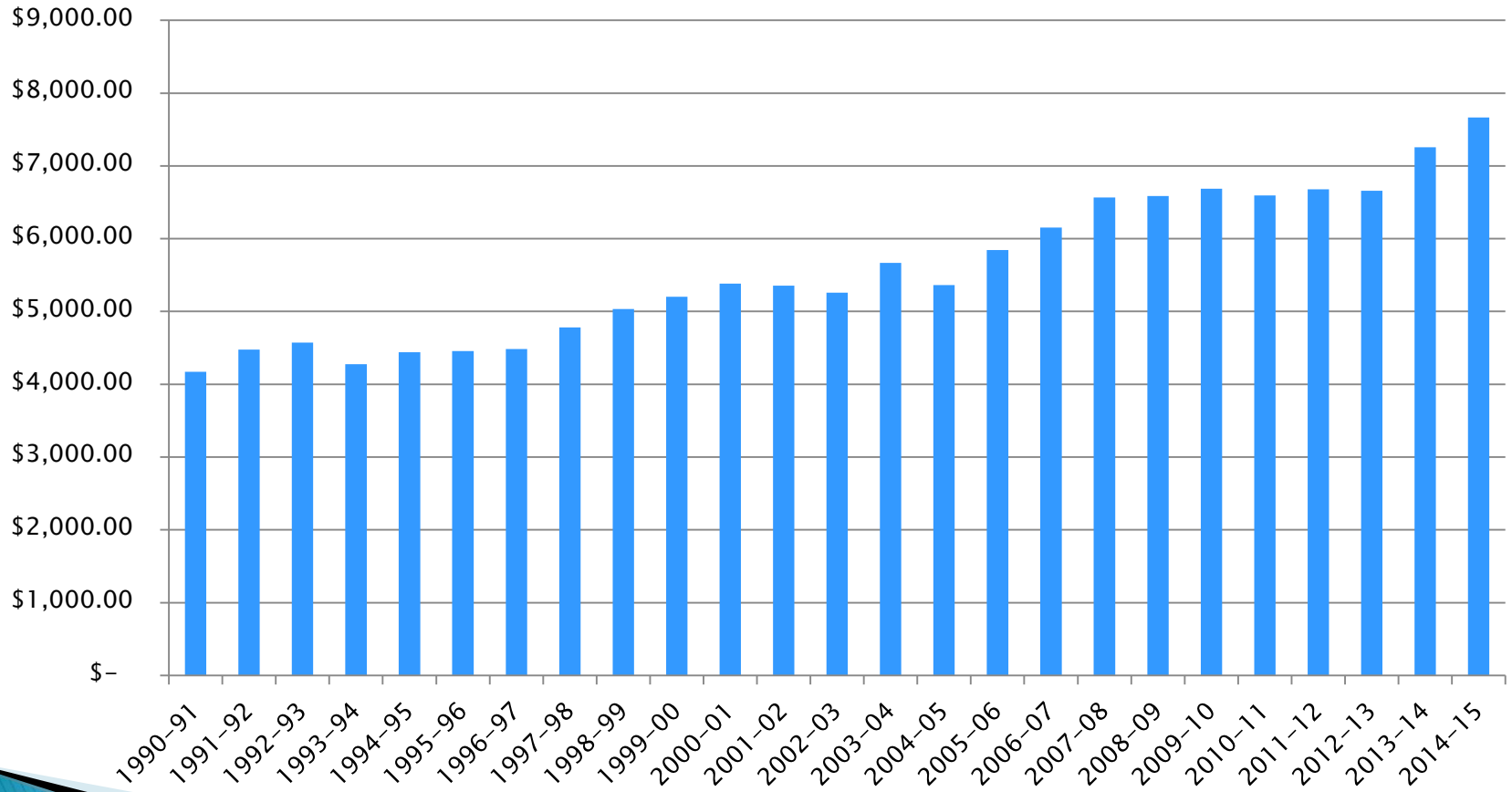
Historical Funding

Total K-12 Formula Funding per ADMr



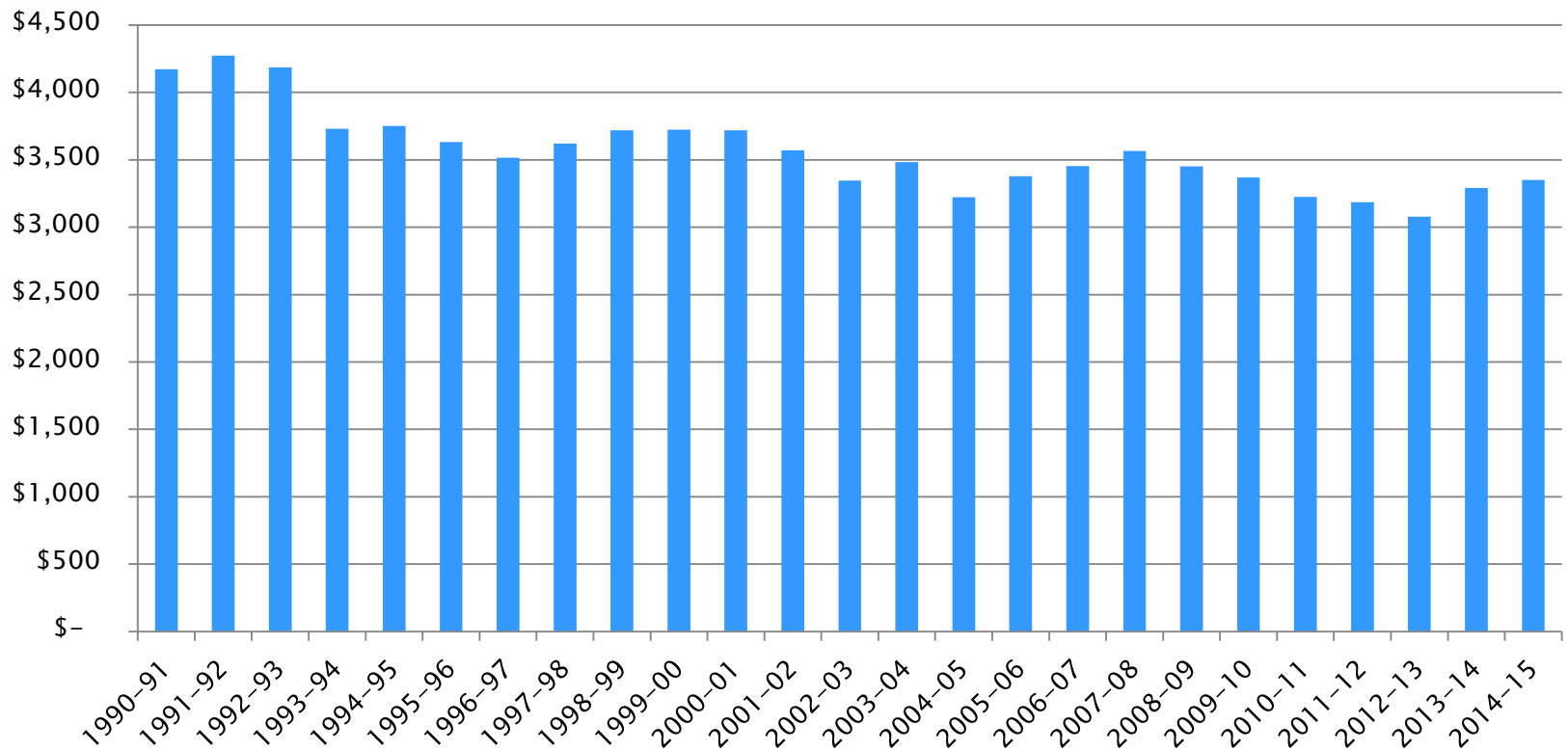
Historical Funding

Total K-12 Formula Funding per ADMw



Historical Funding

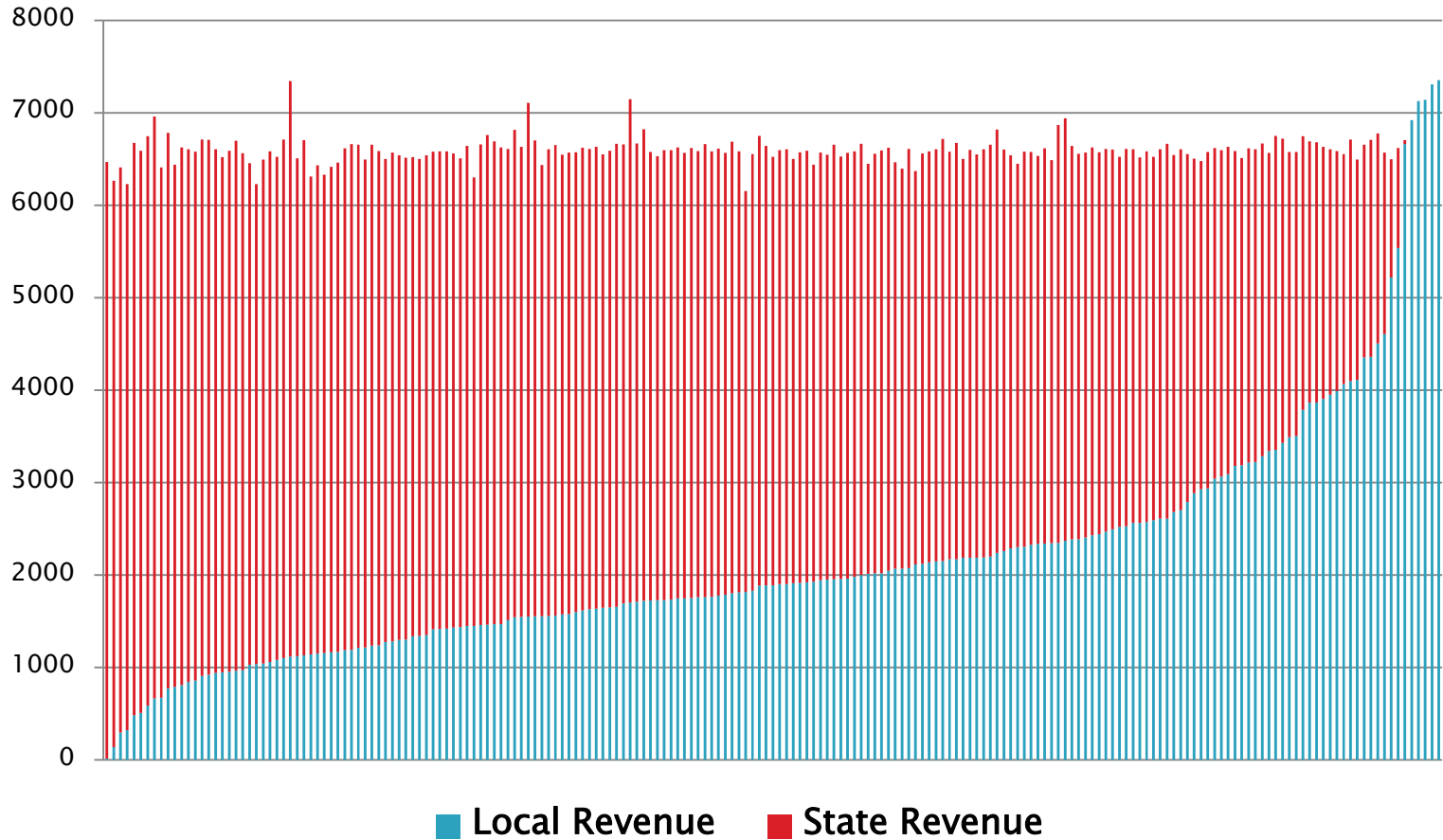
Total K-12 Formula Funding Inflation-Adjusted Per ADMw



Goals of School Funding Formula

- ▶ Equalize funding across all districts
- ▶ Equalize funding between districts and education service districts (ESDs)
- ▶ Define equity according to student and district characteristics (weights)

Equity across Districts



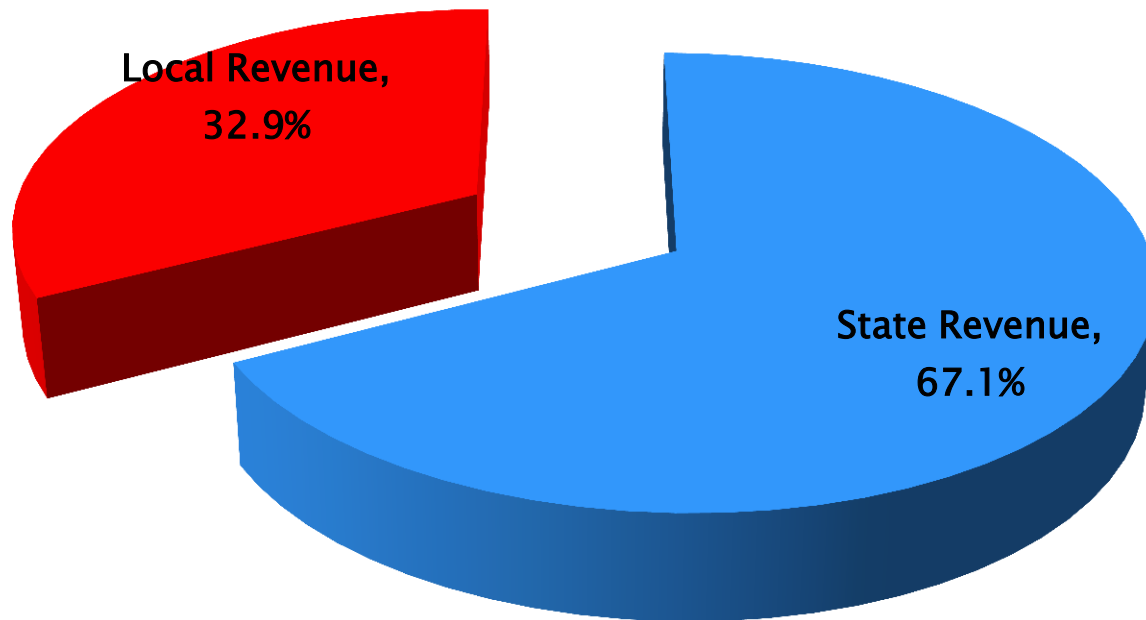
Distribution Principles

- ▶ Equalize district funding
- ▶ Equalize District and ESD funding
- ▶ District Equity
- ▶ Local Control

Formula Is Not

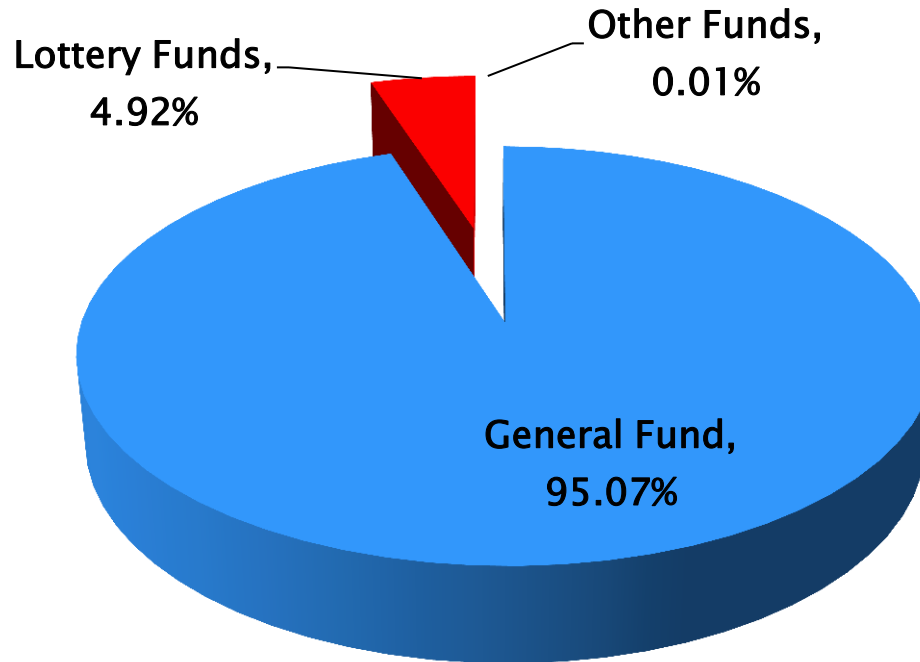
- ▶ A cost reimbursement
- ▶ An entitlement
- ▶ An assurance
- ▶ A measure
- ▶ An accountability system

Current State and Local Revenue



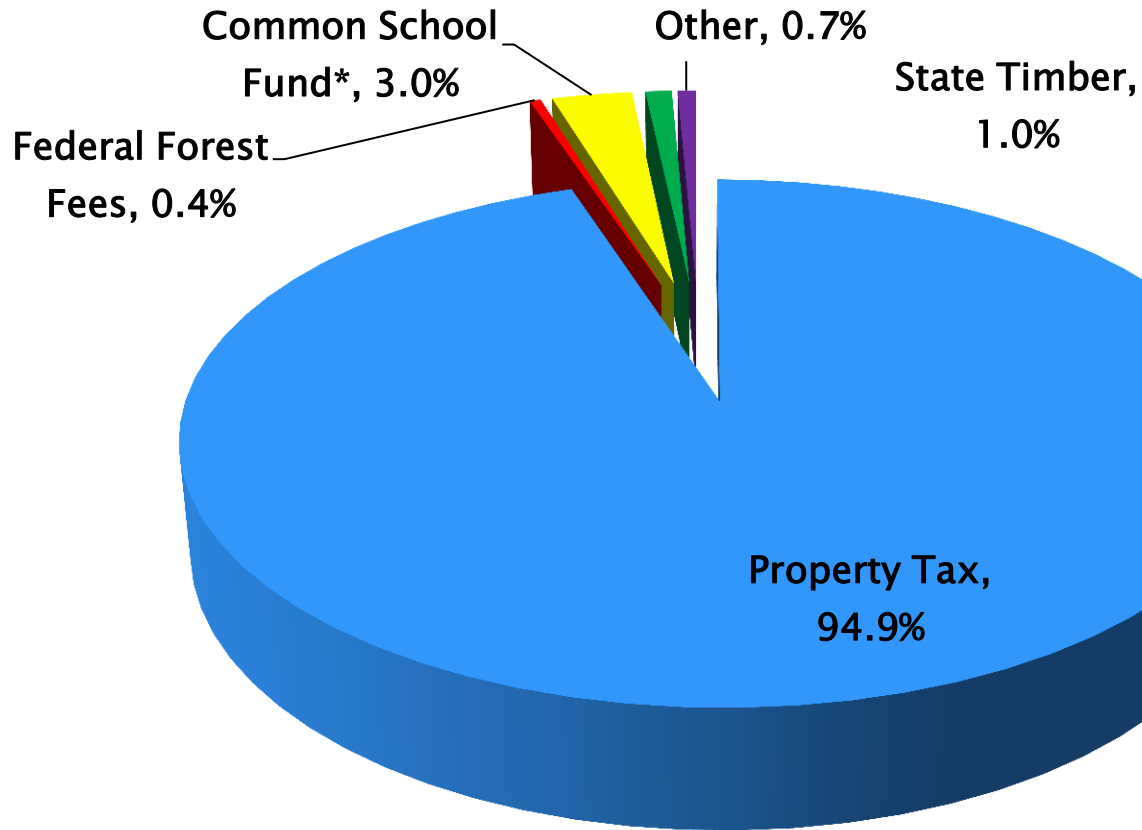
2013-15 Biennium

State Revenue (\$6.650 B)



2013-15 Biennium

Local Revenue



Estimated for 2013-15 biennium

State School Fund Components

- ▶ Carve-outs
 - Money set aside for specific purposes and grants
- ▶ Weights
 - Variables used to determine each district and ESD's share of state school fund

State School Fund: Specific Programs

Program	Biennial Cost
Talented and Gifted	\$350,000
Speech Pathology	\$150,000
Skilled Nursing Facility	\$2,600,000
Network of Quality Teaching and Learning	\$45,000,000
Oregon School for the Deaf	\$3,000,000
Long Term Care and Treatment	\$21,000,000

State School Fund: Sub-Grants

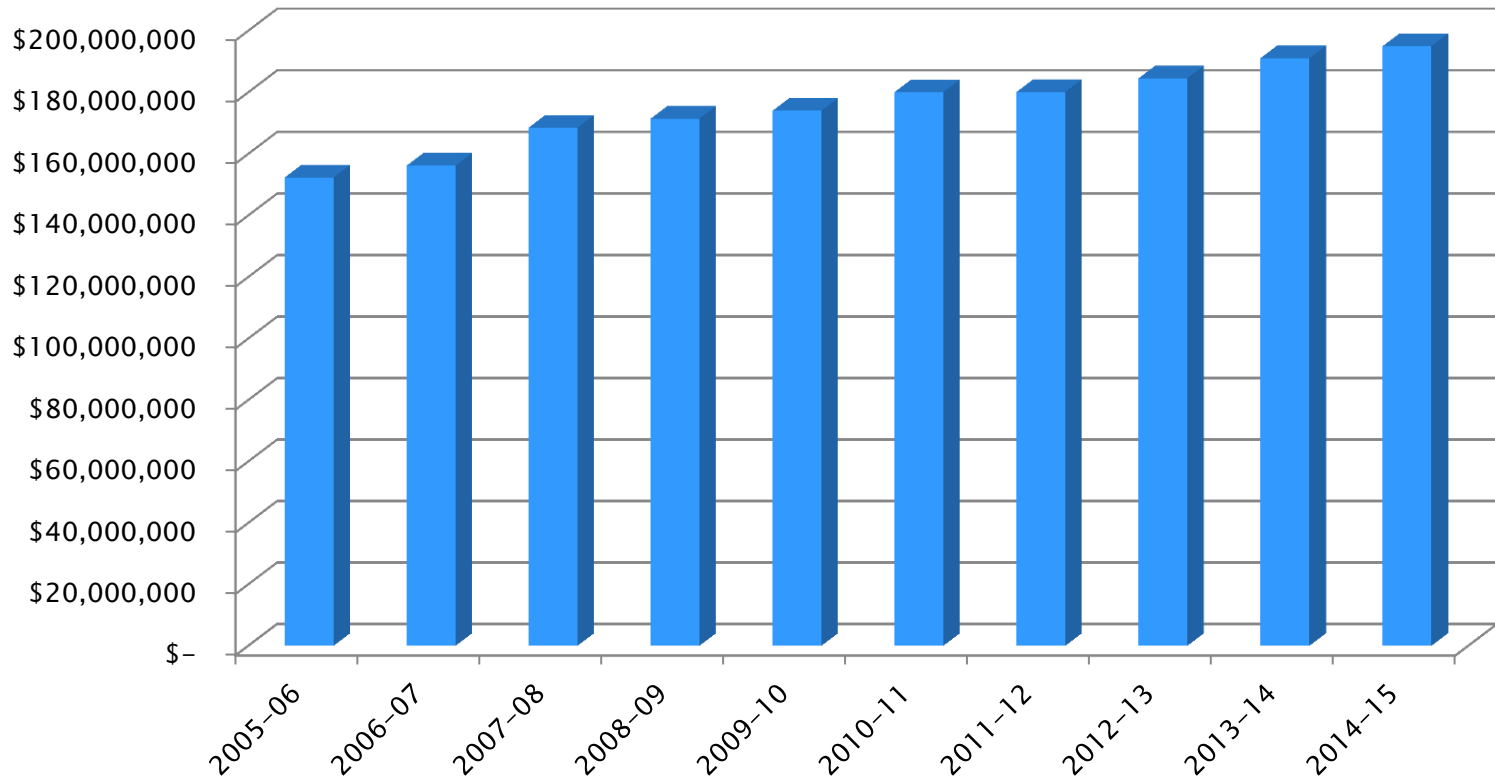
Sub Grant	Biennial Cost
Small High School Grant	\$5,000,000
High Cost Disability Grant	\$36,000,000
Facility Grant	\$20,000,000
Transportation Grant	Variable

State School Fund: Sub-Grants

- ▶ **Transportation Grant**
 - Reimburses eligible transportation costs
 - Reimbursement rates set by costs per ADMr
 - Reimburse at 70%, 80% or 90% of eligible costs

Transportation Grant

Transportation Grant from 2005-06 to 2014-15



2013-14 and 2014-15 estimated

Weights

Category	Additional Weight
ADMr	1.0
IEP	1.0
IEP Cap Waiver	Variable
ESL	0.5
Pregnant and Parenting	1.0
Poverty	0.25
Foster Care	0.25
Neglected/Delinquent Students	0.25
Union High School Students	0.2
Elementary District Students	-0.1
Remote Small Elementary School Correction	Variable
Small High School Correction	Variable

Extended District ADMw

- ▶ Compares current year ADMw with prior year ADMw
- ▶ Uses the greater ADMw for funding purposes

Teacher Experience

- ▶ Recognizes that more experienced teachers may have increased costs
- ▶ Calculation (District Average – State Average)
- ▶ Teacher Experience Factor may be positive or negative value

District Formula

- ▶ (District extended ADMw * (\$4,500 + [\$25 * (teacher experience difference)] * funding ratio) – Local Revenue
 - District extended ADMw: District Weights
 - \$4,500: minimum funding
 - Funding Ratio completely distributes all State School Funds

ESD Formula

- ▶ Total of component school district grants *
4.5%; or
- ▶ \$1 million; whichever is greater

What to Remember

- ▶ Formula combines local revenue and state revenue
- ▶ Formula driven by weights
- ▶ Goal of formula is to ensure that 1 weight = 1 weight
- ▶ Weights describe specific characteristics of students and districts



Questions?