



A SNAPSHOT OF HUNGER IN OUR COMMUNITIES

THE OREGON FOOD BANK NETWORK

Throughout the year, Oregon Food Bank, in partnership with the OFB Network of Regional Food Banks, closely monitors our efforts to distribute critically needed food and resources where they are needed most. We rely on two important reports to help assess the impact of our work: our annual service statistics, which show how much food was moved through OFB and the Network; and our bi-annual Hunger Factors Assessment, which gives us our clients' perspective of the economic, social, health and other factors that create the need for emergency food assistance.

WHO IS HUNGRY IN OUR REGION — AND WHY?

FOOD INSECURITY RATES

- 20% - 24%
- 15% - 19%
- 4% - 14%

In 2012, 162 food pantries distributed OFB's Hunger Factors Assessment survey to food box recipients in Oregon and Clark County, Wash. We received 4,601 completed surveys, which provided data to give us a clearer picture of hunger in our communities.

The findings show a food-insecure region reeling from the effects of the Great Recession, including long-term unemployment, persistent underemployment, inadequate SNAP benefits and the high cost of food, gasoline, utilities and rent.

Source: 2011 Feeding America Map the Meal Gap

Families are worried about their next meal.

36% of households with children report cutting or reducing the size of a child's meals (compared to 30% in 2010). And 77% of households say they worry at least sometimes about how they will get their next meal (compared to 66% in 2010).

84% of respondents reported that they experienced not having enough money to feed their family, compared to 69% in 2008.

In an average month, an estimated 270,000 people in Oregon and Clark County, Wash., ate meals from emergency food boxes during the past year (compared to 260,000 in 2010). Of those, almost 92,000 were children (compared to almost 86,000 in 2010).

Nearly two-thirds of respondents (61%) reported a drop in monthly income during the past two years.

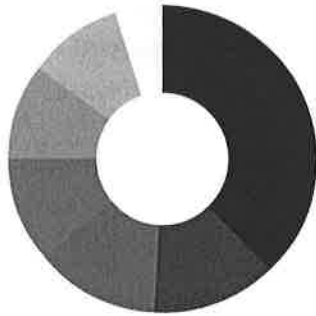

74% reported incomes below the federal poverty line. That compares to 67% in 2008 at the beginning of the recession.

The number of reported households with veterans rose to 20%, compared to 17% in 2010.

WHO IS HUNGRY IN OUR REGION – AND WHY?

AGE OF RECIPIENTS

Source: 2012 Oregon Food Bank Hunger Factors Assessment



- 25% 24-44
- 13% 45-54
- 13% 55-69
- 13% 12-17
- 11% 6-11
- 10% 0-5
- 10% 18-23
- 5% 70+

HOUSEHOLD COMPOSITION

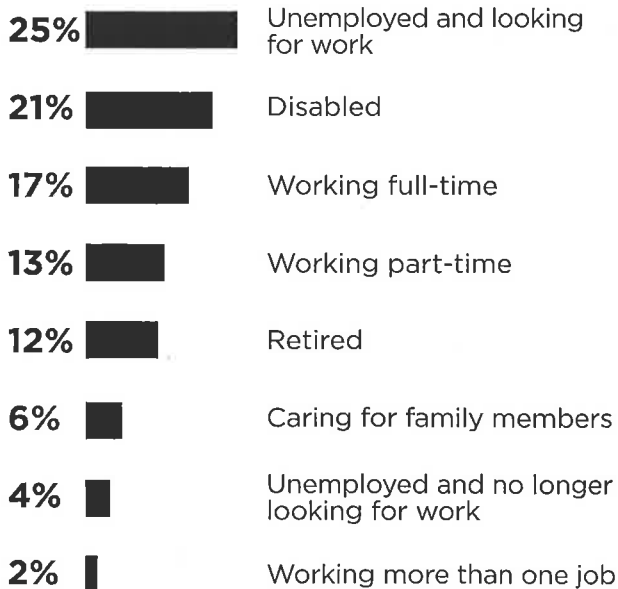
Source: 2012 Oregon Food Bank Hunger Factors Assessment



- 27% Two-parent households
- 21% Single, living alone
- 14% Couples, no children
- 11% Other
- 9% Multi-generational
- 9% Single parent/female
- 7% Single person living with housemate
- 2% Single parent/male

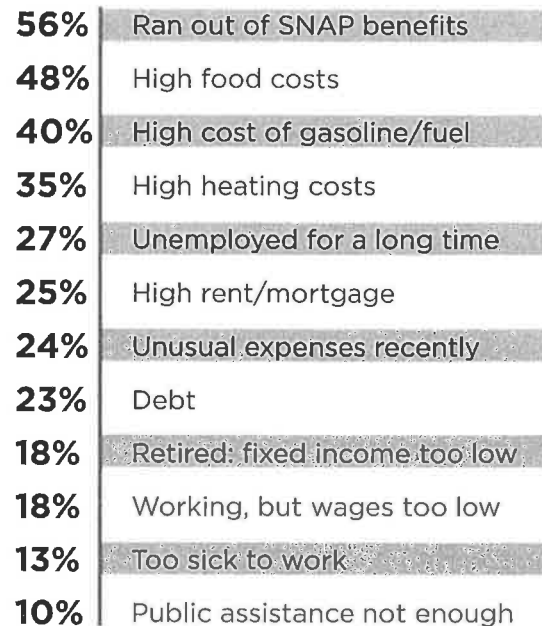
EMPLOYMENT STATUS

Source: 2012 Oregon Food Bank Hunger Factors Assessment



WHY EMERGENCY FOOD?

Source: 2012 Oregon Food Bank Hunger Factors Assessment



HOW ARE OFB AND THE NETWORK MEETING THE NEED?

Oregon Food Bank serves as the hub of a statewide network of 20 regional food banks and 945 partner agencies throughout Oregon and Clark County, Wash. Through this network, we are strategically positioned to bring food and resources where they are needed most — based on population, poverty and unemployment figures.

EMERGENCY FOOD BOXES

Hunger is at an all-time high in our region.

For the second year in a row, distribution of emergency food boxes topped 1 million as the Oregon Food Bank Network provided a record **1,117,000** emergency food boxes to families in need from July 1, 2011, to June 30, 2012. This was a 9% increase from the previous year as long-term unemployment and the high cost of food, fuel and housing forced more and more people into poverty.

EMERGENCY FOOD

The Oregon Food Bank Network received for distribution a record 81.7 million pounds of food from July 1, 2011, to June 30, 2012.



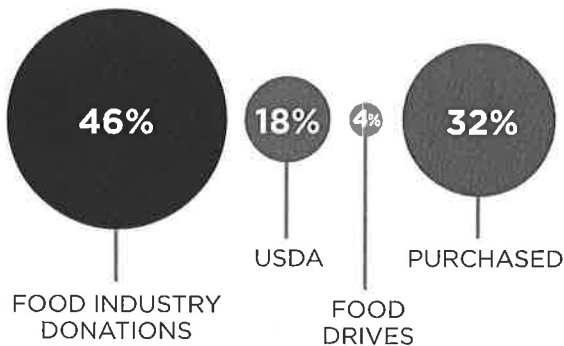
Source: OFB 2011-12 Service Statistics

SOURCES OF FOOD

Source: Oregon Food Bank, 2011-12

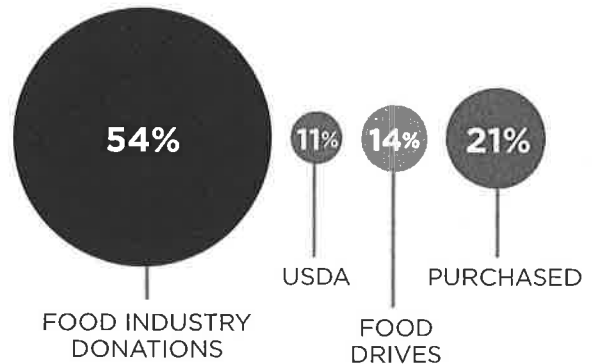
Oregon Food Bank

Includes the four regional food banks that OFB operates



The Oregon Food Bank Network

Includes 20 regional food banks and 945 partner and programs agencies





WHAT EMERGENCY FOOD BOX RECIPIENTS ARE SAYING ...

ABOUT UNEMPLOYMENT/UNDEREMPLOYMENT:

"We have been unemployed over two years. We keep applying — there are jobs — but no luck. The recession is NOT over."

ABOUT HOUSING:

"The weekly food pantry groceries make it possible for my family to remain in our rental. We could not afford the high cost of moving to a less-expensive rental."

ABOUT HEALTHCARE:

"We would like affordable medicine for everyone. With minimum wage, we're unable to pay for medical insurance and unable to turn to doctors because we do not have insurance."

ABOUT NUTRITION:

"We could not make it without fresh produce. My husband was a borderline diabetic but his blood sugar is controlled with fresh produce and whole foods, which I could not afford without this food pantry."

ABOUT CHILDREN:

"(My son) has been through enough anxieties — completely changing everything he knows: a new house, room, toys, neighborhood, school, church, car, bed and not living with dad. He doesn't need to know Mommy is worried that she can't pay for his food."

ABOUT FEDERAL ASSISTANCE:

"If it wasn't for the food bank and SNAP, I would not be able to eat as healthy as I do. I appreciate having these services."

ABOUT THE FOOD BANK:

"The food bank is vital to my situation, even though I have a job. Thank you."

THE OFB NETWORK of Regional Food Banks

OPERATED BY OREGON FOOD BANK

OFB Metro Services
Portland

OFB Southeast Oregon Services
Ontario

OFB Tillamook County Services
Tillamook

OFB Washington County Services
Beaverton

INDEPENDENT FOOD BANKS

CCA Regional Food Bank
Astoria

South Coast Food Share
Coos Bay

Linn-Benton Food Share
Corvallis

FOOD for Lane County
Eugene

Josephine County Food Bank
Grants Pass

Klamath/Lake Counties Food Bank
Klamath Falls

Community Connection
La Grande

Yamhill Regional Food Bank
McMinnville

ACCESS Food Share
Medford

Food Share of Lincoln County
Newport

CAPECO Food Share
Pendleton

NeighborImpact
Redmond

UCAN Food Bank
Roseburg

Marion-Polk Food Share
Salem

Columbia Pacific Food Bank
St. Helens

Mid-Columbia Community
Action Council
The Dalles

For a complete picture of hunger in Oregon,
download our 2012 Oregon Hunger Factors Report
at oregonfoodbank/hungerfactors.

A member of
**FEEDING™
AMERICA**

oregonfoodbank.org