

Public Utility Commission 2013-15 Governor's Budget



**TAMARA BRICKMAN
DAS, CHIEF FINANCIAL OFFICE
FEBRUARY 18 & 19, 2013**

DAS
DEPARTMENT OF
ADMINISTRATIVE
SERVICES

Public Utility Commission

Agency Overview

2

- The PUC ensures that safe and reliable utility services are provided to consumers at just and reasonable rates while fostering the use of competitive markets. The agency accomplishes these goals through its:
 - Utility Program, which provides technical and analytical support for regulating:
 - ✦ utility pricing,
 - ✦ utility service,
 - ✦ utility transactions,
 - ✦ market competition,
 - ✦ and the Oregon Universal Service Fund;
 - Residential Service Protection Program funds:
 - ✦ phone service for low-income Oregonians,
 - ✦ telecommunication assistance for Oregonians with impairments,
 - ✦ and continuity of access for Oregonians with medical hardships.

Public Utility Commission

Agency Overview - continued

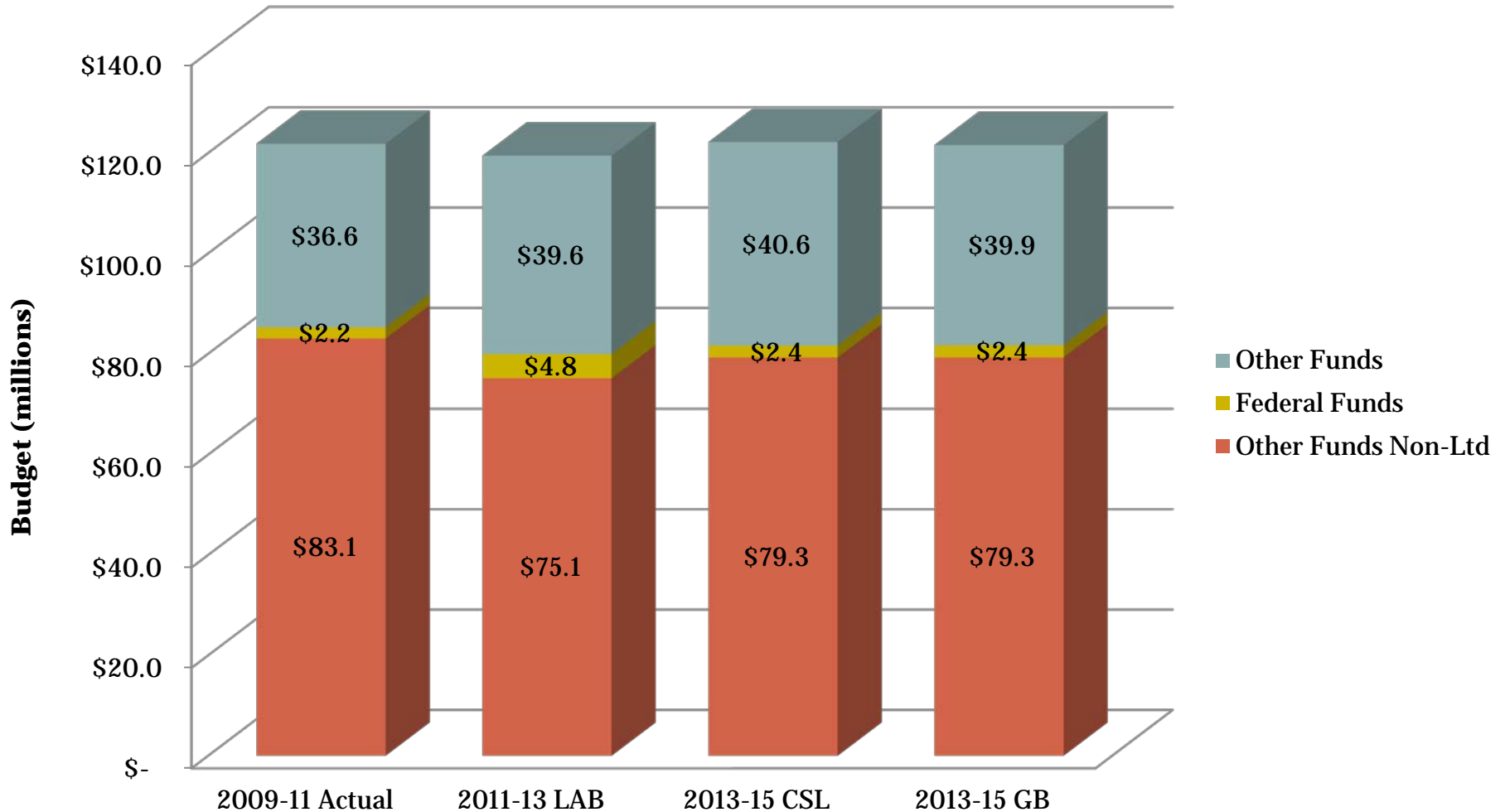
3

- **The agency accomplishes its goals through its:**
 - **The Policy and Administration Program, which provides:**
 - ✦ central services to the agency;
 - ✦ houses the Administrative Hearings Division of the agency;
 - ✦ and supports the Governor appointed Commission.
- **The Board of Maritime Pilots is housed at PUC and promotes public safety by assuring that only well-qualified persons are licensed to pilot vessels entering and leaving Oregon's ports.**

Public Utility Commission

Expenditure History/2013-15 Governor's Budget

4

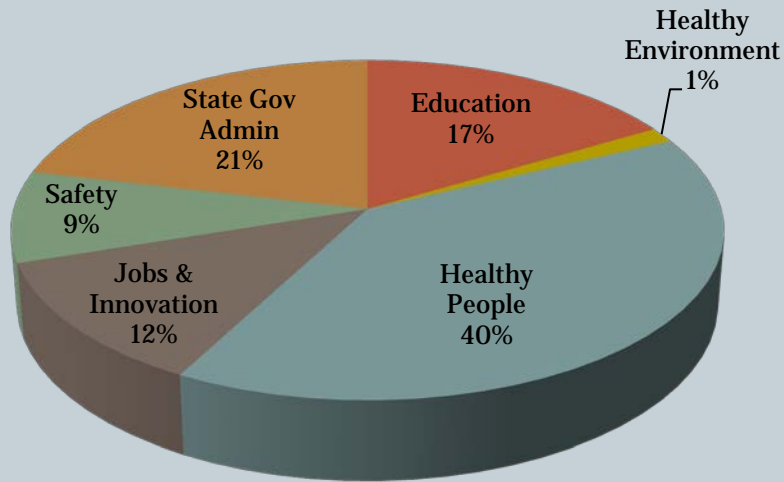


Public Utility Commission

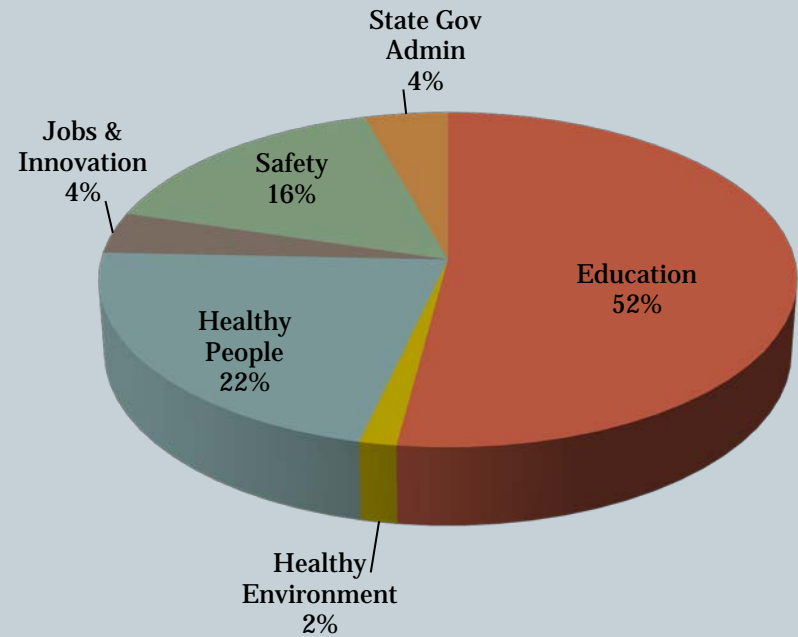
2013-15 Governor's Budget Overview

5

Total Funds Distribution Across Outcome Areas



GF/LF Distribution Across Outcome Areas



Displays exclude constitutionally elected officials, Legislative and Judicial branches

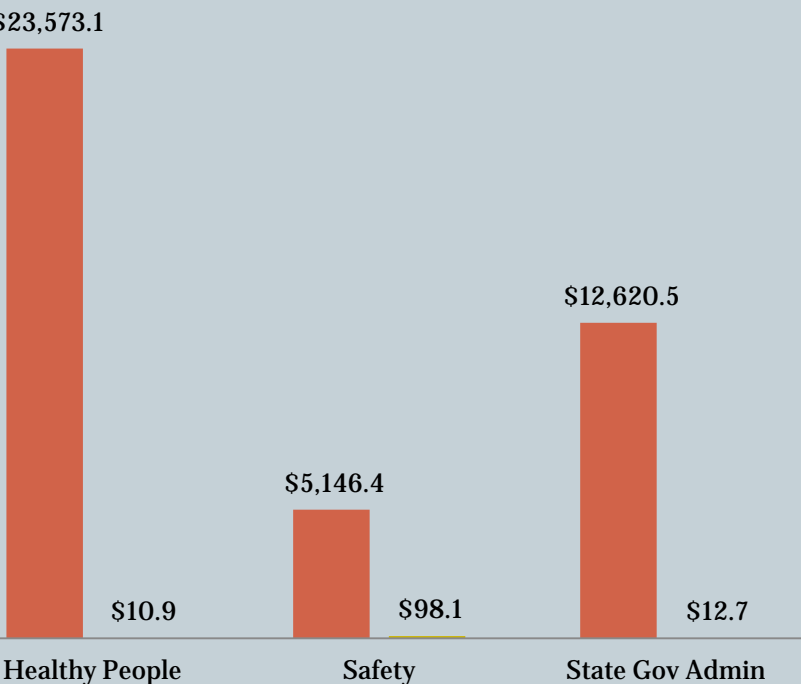
Public Utility Commission

2013-15 Governor's Budget Overview

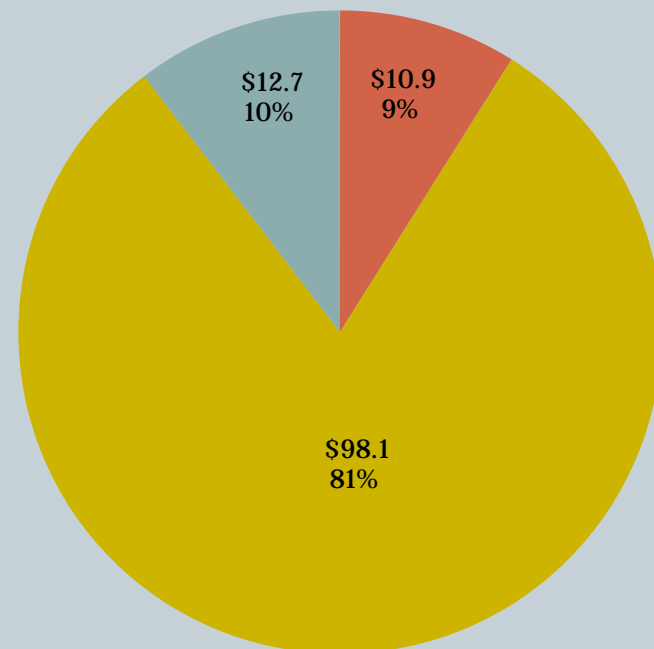
Agency Budget Compared to Total Outcome Area Budget

Distribution of Agency Budget Across Outcome Area

Outcome Area Budget Public Utility Commission Budget

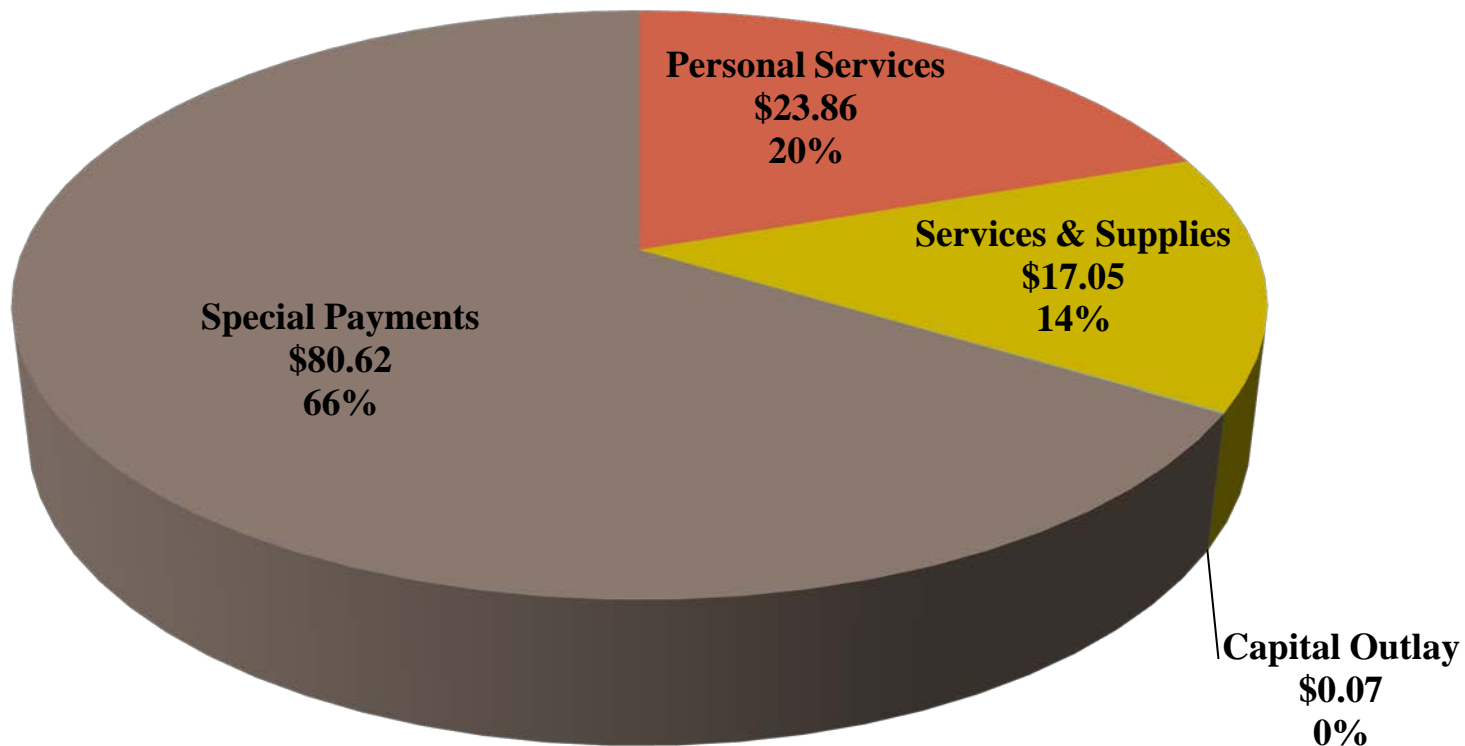


Healthy People Safety State Gov Admin



(In Millions)

Agency Budget by Expenditure Category in millions

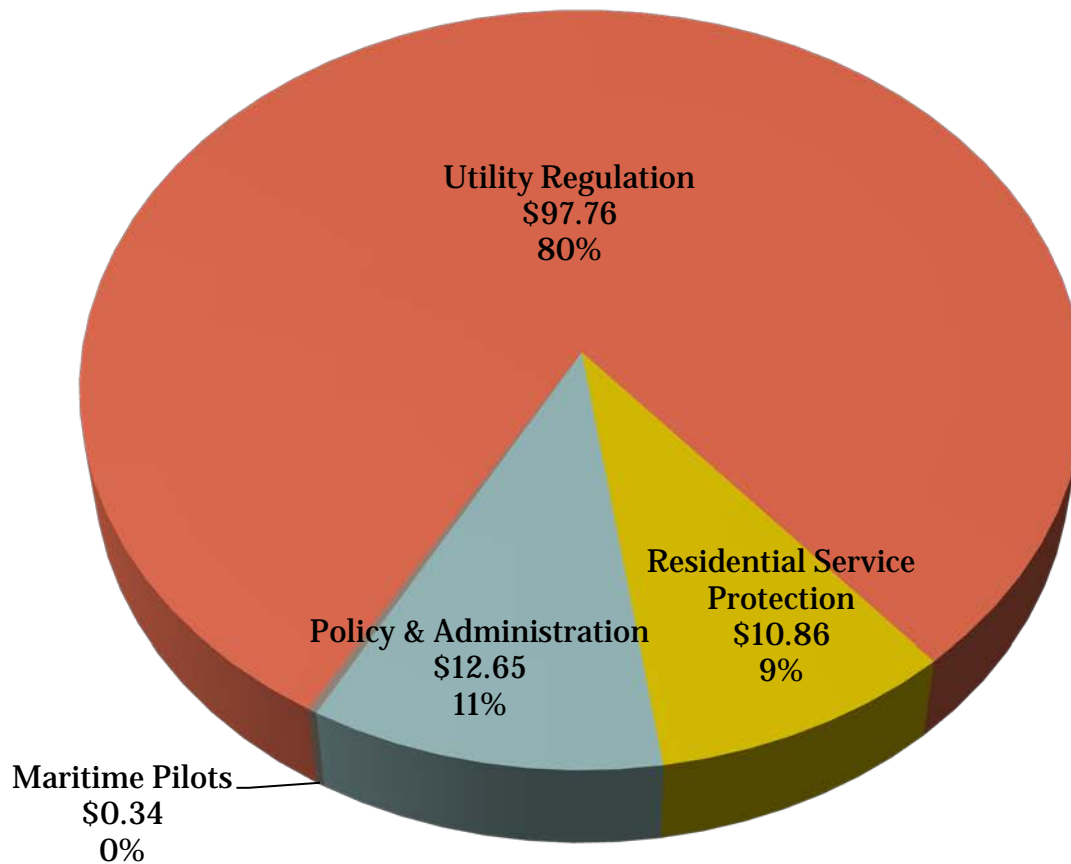


Public Utility Commission

2013-15 Governor's Budget

8

Agency Budget Expenditure by Program in millions



Public Utility Commission

2013-15 Governor's Budget

- **Investments**

- Provide resources (1.00 FTE) to address an increase in workload related to the passage of the Pipeline Safety, Regulatory Certainty, and Job Creation Act of 2011. (\$73,706 Other Funds, \$110,157 Federal Funds)

- **Standard Statewide Reductions**

- Updates to DAS Price List and State Government Services Charges, placeholder for Statewide Administrative Savings, PERS Rate and PERS Policy adjustments

Public Utility Commission

Revenue Sources

- **No General Fund or Lottery Funds**
- **Dedicated Fees (Other Funds)**
 - Utility Fee assessed annually on regulated electric, natural gas, water utilities and telecommunications providers
 - A surcharge of \$0.12 on telecommunication provider subscribers dedicated to Residential Service Protection Fund programs
 - An assessment of 8.5% on intrastate retail revenue on certified telecommunication carriers
 - A small portion of the Public Purpose Charge (3% surcharge on PGE and PacifiCorp customer bills)
- **Federal grant funds**
 - US Department of Transportation (for Natural Gas pipeline safety)
 - American Reinvestment and Recovery Act of 2009 grants