

# OREGON JUDICIAL DEPARTMENT



---

## Chief Justice's Recommended Budget

---

**2013-15 Biennium**

Submitted to the  
77th Legislative Assembly  
by  
The Honorable Thomas A. Balmer  
Chief Justice, Oregon Supreme Court

# **OREGON JUDICIAL DEPARTMENT**

## **Chief Justice's Recommended Budget**

### **2013-15 Biennium**

*Prepared by:*

John Fagan, Budget Manager

David T. Moon, Director, Business and Fiscal Services Division

Kingsley W. Click, State Court Administrator

#### ***Mailing Address for Additional Copies or Information***

Business and Fiscal Services Division  
Office of the State Court Administrator  
Supreme Court Building  
1163 State Street  
Salem, Oregon 97301-2563

Telephone: 503-986-5600  
Fax: 503-986-5856  
TTY: Oregon Relay Service 711

**Published: January 2013**



THE SUPREME COURT

**To the Honorable Senators and Representatives of the 77<sup>th</sup> Legislative Assembly:**

I am pleased to present the Chief Justice's Recommended Budget for the Oregon Judicial Department for the 2013-15 biennium. This budget will meet Oregon's constitutional requirement to administer justice for Oregonians "completely and without delay." It will provide more of the resources that Oregon's state courts need to provide fair and accessible justice that protects the rights of individuals, preserves community welfare, and inspires public confidence.

My proposed budget, in recognition of the state's limited General Fund revenues, does not restore the court system to its pre-2009 status in terms of services and resources. A substantial part of what appears to be an increase in the current service level budget results from fund shifts, debt service, and pass-through funds that do not increase our operations budget. Those changes were the result of legislative action in connection with the 2011-13 budget. This proposed budget does, however, begin to build back critical aspects of trial court operations, providing basic public service hours and timely data entry.

Under this budget, Oregon courts will be open every business day – something that Oregonians rightfully expect, but that has not been possible for the last 18 months. And this budget recommends restoration of some centralized services – including information technology support, performance measures, and training – that can leverage savings in the trial courts and lead to more efficient and effective service statewide. Finally, this budget continues the implementation of the Oregon eCourt program as it is rolled out into the next court regions, a project that is to be completed by the end of 2016.

I present this budget with a full understanding of the difficult choices you will be asked to make in these challenging economic times. In response to these challenges, Oregon's state courts have repeatedly reduced their budgets, resulting in employees taking the same number of unpaid furlough days as the executive branch. We have had to dramatically reduce staff numbers – losing 15 percent of our permanent positions, resulting in serious disruptions in trial court operations and other critical functions. We have reduced access hours across the state and eliminated programs that long helped Oregonians resolve their cases more effectively.

On the positive side, we have taken the opportunity to examine our business processes by continuing a reengineering process started last biennium to streamline operations while still ensuring the delivery of timely and quality justice. We have used technology to centralize most post-conviction review proceedings in Salem, with parties appearing by video – saving money and time. We have cross-trained staff and expanded duties to minimize the adverse effect of lay-offs. We also have improved our efforts to collect court-imposed financial obligations on behalf of crime victims and to support a wide range of state and local government services.

Your state courts see the tragic results of a struggling economy every day as judges fulfill their constitutional and statutory obligations to ensure that Oregon’s children have safe places to live, enforce criminal laws that protect Oregonians from people who would prey on their neighbors, and ensure that the rights of Oregon’s businesses and consumers are enforced in economic transactions. Although we cannot control what comes in the courthouse doors, we make every effort to make decisions in these cases in a fair, impartial, and timely manner under the rule of law.

For that reason, my proposed budget also addresses the growing compensation gap between state judges and Oregon’s public sector lawyers (state and local) – a gap that threatens the judiciary’s ability to attract and retain a diverse field of highly skilled judges. The proposal increases the compensation of judges to the level of the 2008 Public Officials Compensation Commission (POCC) recommendations, as adjusted for inflation, even though the proposed new salaries remain lower than the median nationally for state court judges.

We in the judicial branch recognize and embrace our interdependence with the executive and legislative branches, and we are committed to working cooperatively to address common issues and concerns – on the 2013-15 budget and on substantive matters of law and policy. We value the trust and confidence placed in us by the people of Oregon. That trust can be maintained only if the courts have sufficient resources to address the more than one million cases that will be filed during the coming biennium. We ask for your help in fulfilling our responsibilities to all Oregonians, and we look forward to working with you.

Respectfully submitted,

A handwritten signature in black ink, appearing to read "Thomas A. Balmer". The signature is fluid and cursive, with the first name "Thomas" being the most prominent.

Thomas A. Balmer  
Chief Justice, Oregon Supreme Court

---

## OREGON COURTS OUR ACCOMPLISHMENTS AND STRATEGIC PRIORITIES

---

### Major Accomplishment Highlights: 2011-12 (to date)

- **Implemented first stage of Oregon’s eCourt program rollout into courts.** In June 2012, Yamhill County Circuit Court became the first Oregon eCourt pilot court, taking a historic step in implementing the Odyssey case management system. Three more “early adopter” courts, Crook, Jefferson, and Linn County Circuit Courts will implement the Odyssey system on December 10, 2012. Jackson County Circuit Court will come online in March 2013. Another component to be installed this biennium will include efilings of cases and documents (with epayment and eservice). An implementation rollout plan for all courts goes through 2016. Many of the recommendations to standardize business processes, increase public access, and improve outcomes with better information will be realized with the successful implementation of Oregon eCourt.
- **Increased court collections to record levels.** By the end of the 2011-13 biennium, the Judicial Department projects collecting a record \$300 million for the benefit of the State, local governments, and victims of crime. These collections contribute to the state General Fund and other accounts that support state and local public safety programs and other local government services. OJD also collects and sends tens of millions of dollars in restitution and compensatory fines to victims of crime. Implementation of a centralized debt management program has resulted in 1,000 additional delinquent cases being sent to collections daily, over 300,000 stale debt cases being referred to collections in the first year of the program (2011), and an average of 3,000 debtor calls per month for payments and information being handled centrally by the Budget and Fiscal Services Division in the Office of the State Court Administrator.
- **Continued the work of the OJD Court Reengineering and Efficiency Workgroup (CREW).** This internal committee conducts ongoing research, study, and identification of efficiencies and innovations that would cut costs,

- improve productivity, and enhance court services to Oregonians. Substantial progress on implementation of CREW recommendations include the:
  - Expanded use of electronic transmittal of documents and correspondence, such as submission of the trial court record and briefs to the Court of Appeals.
  - Increased use of video and audio technology to conduct court proceedings.
  - Deployment of online instructional videos and forms for self-represented parties.
  - Quarterly ongoing trial court administrator peer exchange meetings that focus on sharing best practices and accelerating effective change efforts.
  - Centralization of local court systems for payment of fines and fees, debt management, and accounting services. This program is fully implemented in 17 circuit courts, resulting in a significant efficiency gain for these processes, reduced variation in business practices, and strengthened internal controls.
  - Implemented a uniform fine schedule for use by all circuit court violations bureau staff pursuant to statute for processing violations.
  - Designed and implemented an eTraffic citation system, in partnership with Oregon State Police. The eCitation project rollout was completed in all circuit courts as of November 20, 2011.
  - Designed and implemented ePay online for traffic violations and debt obligations. The OJD online payment system for traffic violations, static debt, and case payments went active in November 2011 in one pilot court (Josephine County Circuit Court) and was available in all courts by the end of summer 2012.
  - Centralized case management and hearings for post conviction relief matters in Salem using retired judges for adjudication, employing electronic record transmission, and video hearing equipment.

### **2013-15 PRIORITIES**

- **Continue the investment in Oregon eCourt technology** to preserve existing implementations, obtain work efficiencies, expand access to the courts, improve information for judicial and management decision-making, and replace failing or antiquated information systems. Continue the rollout implementation schedule for circuit courts that runs through 2016.
- **Implement the expansion of the Court of Appeals from ten to thirteen judgeships** as approved by 2012 Legislature, that added three new judges and related staff for the busiest intermediate appellate court in the country. The legislation is effective January 1, 2013, and the 3 new positions are operative October 1, 2013.

- **Ensure adequate resources so Oregon courts can appropriately fulfill their core responsibilities** established by Oregon's Constitution and statutes. As part of providing a stable and adequate operating budget, positions throughout the state must be restored in order to meet basic timelines in case disposition and public safety, including meeting a three-day limit to enter judgments so they may be enforced; ensuring a 24-hour limit on recalling arrest warrants and providing a minimum 7-hours/day of public counter and public telephone access to court services.
- **Address judicial compensation shortfalls.** Oregon remains far below the median for comparable states in its judicial compensation levels. Appropriate compensation recognizes the level of responsibility inherent in judicial positions and will attract and retain the diversity of highly qualified and experienced judicial candidates necessary to fulfill this important public service.
- **Restore resources and preserve statewide availability of service centers** and resources for self-represented individuals. Thousands of residents involved in domestic relations, child support, custody and visitation, and other proceedings are not represented by lawyers. Without materials and assistance from court personnel to help them prepare for their day in court, their cases create backlogs and delays in these important family and child welfare issues, while creating additional work for judges and court staff.
- **Restore and preserve statewide availability of treatment court docket programs** such as drug courts, DUII courts, veteran's courts, and mental health courts that demonstrate proven positive evidence-based outcomes for offenders and the community, and continue other alternative dispute resolution programs that produce effective and more satisfactory long-term results for clients, litigants, and taxpayers.
- **Support a long-term state court facility and security improvement plan** that prioritizes improvement and replacement projects involving the local county courthouses that house our circuit court operations. Just as we need to maintain the rule of law as the philosophical foundation of our society, we need to provide safe and appropriate physical foundations for court services. Many of Oregon's court facilities are unsafe or insufficient, and need urgent attention. In addition, the Supreme Court Building, an historical structure dating to 1914 and owned by the state, is in need of critical repair and restoration.



## Certification

We hereby certify that the accompanying Chief Justice's Recommended Budget, including summary and detailed statements, is true and correct to the best of our knowledge and belief and that the accuracy of all numerical information has been verified.

Oregon Judicial Department

1163 State Street, Salem, OR 97301-2563

**AGENCY NAME**

**AGENCY ADDRESS**

  
**SIGNATURE**

State Court Administrator

**TITLE**

  
**SIGNATURE**

Business and Fiscal Services Director

**TITLE**



# TABLE OF CONTENTS

---

<b>Certification</b> .....	<b>vi</b>
<b>Organization</b> .....	<b>1</b>
<b>Legislative Action</b> .....	<b>7</b>
<i>Budget Background</i> .....	7
<i>Legislation Impacting 2011-13 Legislatively Approved Budget</i> .....	12
<i>Emergency Board Actions</i> .....	51
<i>Budget Notes and Legislative Report Requests</i> .....	54
<b>Department Summary</b> .....	<b>59</b>
<i>Program Descriptions</i> .....	62
<i>Policy Option Package Summary</i> .....	66
<i>Reduction Planning</i> .....	71
<i>Annual Performance Progress Report (APPR) for Fiscal Year 2011-12</i> .....	76
<i>ORBITS Reports</i> .....	101
BDV104 – Summary of 2013-15 Biennium Budget .....	101
BPR001 – ORBITS Agencywide Appropriated Fund Group .....	147
BPR010 – ORBITS Agencywide Program Unit Summary .....	162

# TABLE OF CONTENTS

---

<b>Appellate and Tax Courts .....</b>	<b>165</b>
<i>Supreme Court .....</i>	<i>166</i>
<i>Court of Appeals .....</i>	<i>175</i>
<i>Oregon Tax Court.....</i>	<i>180</i>
<i>Appellate Court Services Division.....</i>	<i>181</i>
<i>Policy Option Package: 211 – 2012 Legislatively Approved Court of Appeals Panel .....</i>	<i>186</i>
<i>ORBITS and PICS Reports .....</i>	<i>187</i>
BPR013 – ORBITS Essential and Policy Package Fiscal Impact Summary .....	187
PPDBFISCAL – PICS Package Fiscal Impact Report .....	192
BPR012 – ORBITS Detail of Lottery Funds, Other Funds, and Federal Funds Revenue .....	193
BPR007A – ORBITS Program Unit Appropriated Fund Group and Category Summary.....	194
<b>Trial Courts .....</b>	<b>199</b>
<i>Ten-Year Caseload Trend .....</i>	<i>202</i>
<i>Policy Option Package: 203 – Circuit Courts Service-Level Staff Resources .....</i>	<i>211</i>
<i>Policy Option Package: 204 – Circuit Courts Treatment Court Staff Resources .....</i>	<i>213</i>
<i>Policy Option Package: 205 – Circuit Courts Pro Se Facilitation .....</i>	<i>214</i>
<i>Policy Option Package: 210 – Specialty Court Grants .....</i>	<i>215</i>
<i>ORBITS and PICS Reports .....</i>	<i>217</i>
BPR013 – ORBITS Essential and Policy Package Fiscal Impact Summary .....	217
PPDBFISCAL – PICS Package Fiscal Impact Report .....	228
BPR012 – ORBITS Detail of Lottery Funds, Other Funds, and Federal Funds Revenue .....	236
BPR007A – ORBITS Program Unit Appropriated Fund Group and Category Summary.....	237

# TABLE OF CONTENTS

---

<b>Administration and Central Support.....</b>	<b>243</b>
<i>Office of the State Court Administrator.....</i>	<i>243</i>
<i>Divisions and Program Sections.....</i>	<i>244</i>
<i>Policy Option Package: 206 – Statewide Improvement, Education, and Standardization Staff Resources.....</i>	<i>255</i>
<i>Policy Option Package: 207 – Oregon eCourt Technical Operations and Training Staff Resources .....</i>	<i>256</i>
<i>Policy Option Package: 208 – Centralization and Analysis Staff Resources.....</i>	<i>257</i>
<i>Policy Option Package: 209 – Family Law Program .....</i>	<i>259</i>
<i>ORBITS and PICS Reports .....</i>	<i>261</i>
BPR013 – ORBITS Essential and Policy Package Fiscal Impact Summary .....	261
PPDBFISCAL – PICS Package Fiscal Impact Report .....	273
BPR012 – ORBITS Detail of Lottery Funds, Other Funds, and Federal Funds Revenue .....	277
BPR007A – ORBITS Program Unit Appropriated Fund Group and Category Summary.....	279
<b>Judicial Compensation.....</b>	<b>285</b>
<i>Policy Option Package: 211 – 2012 Legislatively Approved Court of Appeals Panel .....</i>	<i>290</i>
<i>Policy Option Package: 212 – 2012 Judicial Compensation .....</i>	<i>291</i>
<i>ORBITS and PICS Reports .....</i>	<i>293</i>
BPR013 – ORBITS Essential and Policy Package Fiscal Impact Summary .....	293
BPR007A – ORBITS Program Unit Appropriated Fund Group and Category Summary.....	297

# TABLE OF CONTENTS

---

<b>Oregon eCourt .....</b>	<b>301</b>
<i>Policy Option Package: 202 – Oregon eCourt Program .....</i>	<i>309</i>
<i>ORBITS and PICS Reports .....</i>	<i>311</i>
BPR013 – ORBITS Essential and Policy Package Fiscal Impact Summary .....	311
PPDBFISCAL – PICS Package Fiscal Impact Report .....	315
BPR012 – ORBITS Detail of Lottery Funds, Other Funds, and Federal Funds Revenue .....	318
BPR007A – ORBITS Program Unit Appropriated Fund Group and Category Summary .....	319
<b>Debt Service.....</b>	<b>323</b>
<i>Policy Option Package: 201 – Oregon eCourt Debt Service .....</i>	<i>330</i>
<i>ORBITS and PICS Reports .....</i>	<i>331</i>
BPR013 – ORBITS Essential and Policy Package Fiscal Impact Summary .....	331
BPR012 – ORBITS Detail of Lottery Funds, Other Funds, and Federal Funds Revenue .....	333
BPR007A – ORBITS Program Unit Appropriated Fund Group and Category Summary .....	334
<b>Mandated Payments.....</b>	<b>337</b>
<i>Interpreter Services.....</i>	<i>339</i>
<i>Jury Payments.....</i>	<i>341</i>
<i>Arbitrators.....</i>	<i>341</i>
<i>ADA Compliance .....</i>	<i>342</i>
<i>Policy Option Package: 213 – Contractor Interpreter Rate Increase.....</i>	<i>346</i>
<i>ORBITS and PICS Reports .....</i>	<i>347</i>
BPR013 – ORBITS Essential and Policy Package Fiscal Impact Summary .....	347
BPR012 – ORBITS Detail of Lottery Funds, Other Funds, and Federal Funds Revenue .....	355
BPR007A – ORBITS Program Unit Appropriated Fund Group and Category Summary .....	356

# TABLE OF CONTENTS

---

<b>State Court Facilities and Security .....</b>	<b>359</b>
<i>Policy Option Package: 214 – Local Court Facilities Infrastructure .....</i>	<i>369</i>
<i>Policy Option Package: 215 – Local Court Security Systems Standardization .....</i>	<i>370</i>
<i>ORBITS and PICS Reports .....</i>	<i>371</i>
BPR013 – ORBITS Essential and Policy Package Fiscal Impact Summary .....	371
PPDBFISCAL – PICS Package Fiscal Impact Report .....	377
BPR012 – ORBITS Detail of Lottery Funds, Other Funds, and Federal Funds Revenue .....	378
BPR007A – ORBITS Program Unit Appropriated Fund Group and Category Summary .....	379
<b>Third-Party Collections .....</b>	<b>383</b>
<i>ORBITS and PICS Reports .....</i>	<i>391</i>
BPR013 – ORBITS Essential and Policy Package Fiscal Impact Summary .....	391
BPR007A – ORBITS Program Unit Appropriated Fund Group and Category Summary .....	392
<b>Pass-Throughs .....</b>	<b>393</b>
<i>ORBITS and PICS Reports .....</i>	<i>401</i>
BPR013 – ORBITS Essential and Policy Package Fiscal Impact Summary .....	401
BPR012 – ORBITS Detail of Lottery Funds, Other Funds, and Federal Funds Revenue .....	403
BPR007A – ORBITS Program Unit Appropriated Fund Group and Category Summary .....	404
<b>Revenues .....</b>	<b>407</b>
<i>ORBITS Reports .....</i>	<i>411</i>
BPR012 – ORBITS Detail of Lottery Funds, Other Funds, and Federal Funds Revenue .....	411
BPR011 – Agencywide Revenues and Disbursements Summary .....	423

# TABLE OF CONTENTS

---

<b>Capital Budgeting.....</b>	<b>431</b>
<i>Policy Option Package: 216 – Supreme Court Building Preservation .....</i>	<i>433</i>
<i>ORBITS and PICS Reports .....</i>	<i>435</i>
BPR013 – ORBITS Essential and Policy Package Fiscal Impact Summary .....	435
BPR012 – ORBITS Detail of Lottery Funds, Other Funds, and Federal Funds Revenue .....	437
BPR007A – ORBITS Program Unit Appropriated Fund Group and Category Summary.....	438
<b>Special Reports.....</b>	<b>439</b>
<i>Affirmative Action Report (January 2013) .....</i>	<i>439</i>
<i>Quarterly Progress Reports on Third-Party Collections.....</i>	<i>507</i>
<i>Court Reengineering and Efficiency Workgroup 2 Update Report (January 2012) .....</i>	<i>529</i>
<i>Court of Appeals 2011-12 Annual Report .....</i>	<i>541</i>
<i>Business &amp; Fiscal Services Division, Annual Report (2011) .....</i>	<i>547</i>
<i>Court Interpreter Services Annual Report (2011) .....</i>	<i>553</i>
<i>Juvenile Court Programs Overview/Data (2011).....</i>	<i>563</i>
<i>Juvenile Court Improvement Program (JCIP) – History and Federal Court Improvement Fund Usage.....</i>	<i>565</i>
<i>Citizen Review Board 2009-2011 Biennial Report.....</i>	<i>567</i>
<i>Summary Level ORBITS Reports .....</i>	<i>577</i>
BSU003A – Summary Cross Reference Listing and Packages .....	577
BSU004A – Cross Reference Listing and Packages .....	587
BDV001A – Agency Worksheet – Revenues and Expenditures (Agency/SCR).....	593
BDV002A – Detail Revenues and Expenditures – Requested Budget (Agency/SCR) .....	691
BDV004B – Detail Revenues and Expenditures – Essential Packages (Agency/SCR) .....	753
BDV004B – Detail Revenues and Expenditures – Policy Packages (Agency/SCR).....	795

# TABLE OF CONTENTS

---

<i>Summary Level PICS Reports</i> .....	833
PPDPLBUDCL – Summary List by Package by Summary XREF (Agency 197) .....	833
PPDPLBUDCL – Summary List by Package by Summary XREF (Agency 198) .....	837
PPDPLAGYCL – Summary List by Package by Summary XREF (Agency 197) .....	859
PPDPLAGYCL – Summary List by Package by Summary XREF (Agency 198) .....	861
PPDPLWSBUD – Detail Listing by Summary XREF (Agency 197) .....	867
PPDPLWSBUD – Detail Listing by Summary XREF (Agency 198) .....	869

# TABLE OF CONTENTS

---

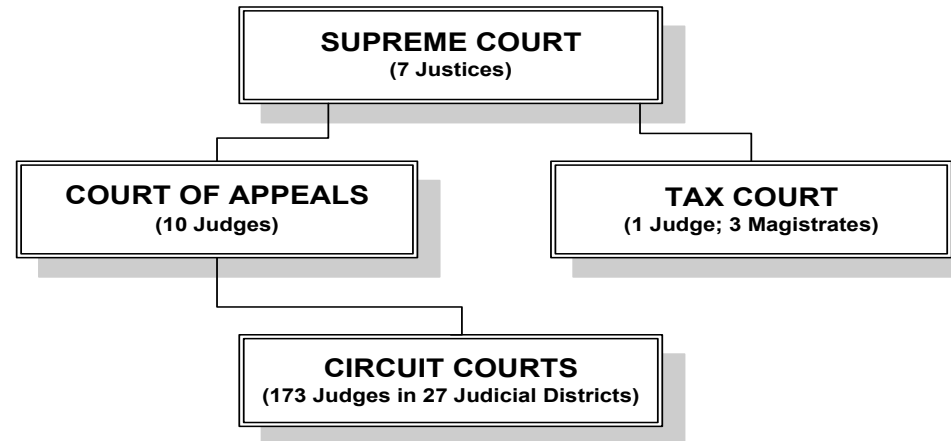
*[This page intentionally left blank.]*



# ORGANIZATION

---

## Organization OREGON JUDICIAL DEPARTMENT Court Jurisdiction Structure



### History and Milestones

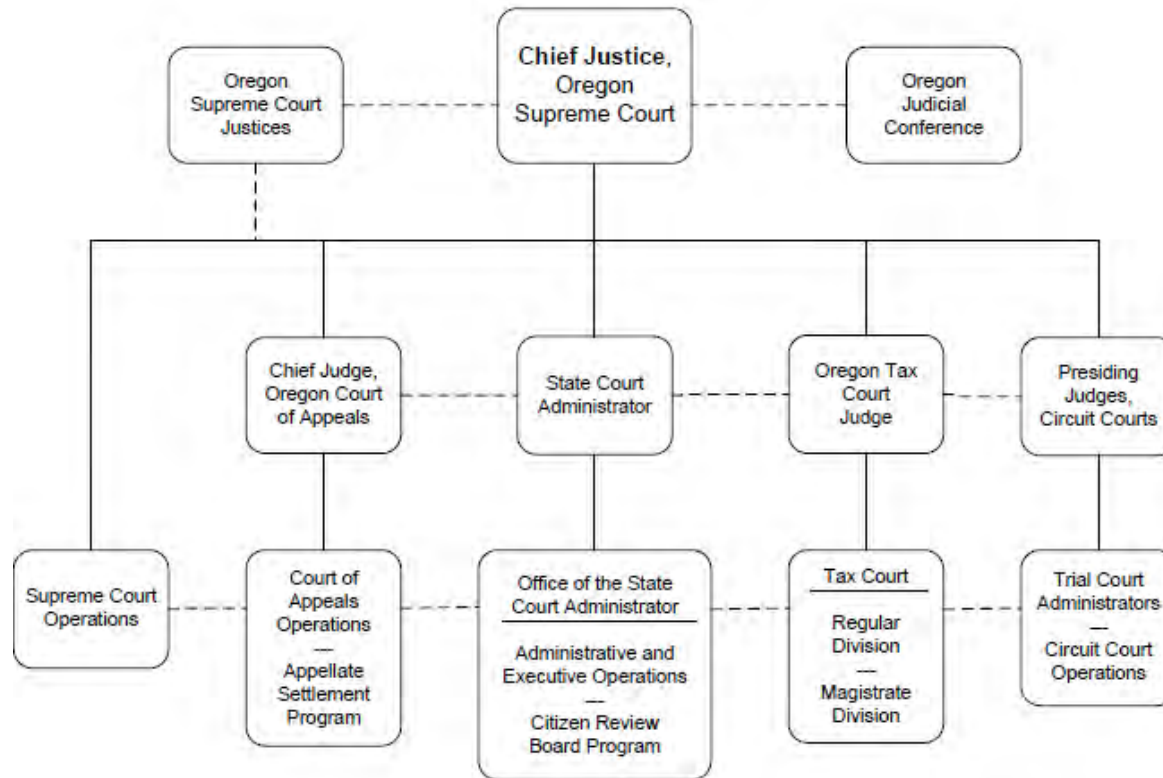
- The 1981 Legislative Assembly consolidated Oregon’s district courts, circuit courts, and the appellate courts into a unified, state-funded court system, effective January 1, 1983, known as the Oregon Judicial Department (OJD). Municipal, county, and justice courts continue as limited jurisdiction tribunals outside of the state-funded court system and are not subject to its administrative control and oversight.
- Effective September 1, 1997, the Legislature created a Tax Magistrate Division in the Oregon Tax Court to replace the administrative tax appeals structure formerly in the Department of Revenue. The tax magistrates are appointed by the Tax Court Judge.
- Effective January 15, 1998, the Legislature abolished the district courts and merged their judges and jurisdiction with that of the circuit courts to form a single unified trial court level.
- Effective July 1, 2001, the indigent defense program transferred from OJD to a separate and autonomous Public Defense Services Commission that resides within the judicial branch of government.

### General

The judges of the Supreme Court, Court of Appeals, and Tax Court are elected by voters in nonpartisan, statewide elections for six-year terms. The judges of the circuit courts are elected by voters in nonpartisan, judicial district elections for six-year terms. There are 27 judicial districts composed of one or more counties.

# ORGANIZATION

## Oregon Judicial Department Administrative Organization January 2013



# ORGANIZATION

---

## Elected Officials Roster

(January 7, 2013)

### Supreme Court

(Seniority Order)

Balmer, Thomas A. (Chief Justice)  
Kistler, Daniel R.  
Walters, Martha L.  
Linder, Virginia L.

Landau, Jack L.  
Brewer, David V.  
Baldwin, Richard C.

### Court of Appeals

(Seniority Order)

Haselton, Rick (Chief Judge)  
Armstrong, Rex  
Wollheim, Robert  
Schuman, David  
Ortega, Darleen

Sercombe, Timothy J.  
Duncan, Rebecca A.  
Nakamoto, Lynn  
Hadlock, Erika L.  
Egan, James C.

### Tax Court

Breithaupt, Henry C.

### Circuit Court Judges

(Alphabetical Order)

Abar, Donald  
Adkisson, Marci W.  
Adler, A. Michael  
\* Ahern, Daniel J.  
Albrecht, Cheryl A.  
Ambrosini, George W.  
Arnold, G. Philip  
Ashby, Wells B.

Avera, Sally L.  
Bachart, Sheryl M.  
Bagley, Beth M.  
Bailey, D. Charles  
\* Baker, Lindi L.  
Barnack, Timothy  
\* Barron, Richard L.  
\* Baxter, Gregory L.

Beaman, Cynthia L.  
Bechtold, Paula M.  
Bergstrom, Eric J.  
Bispham, Carol R.  
Bloch, Eric J.  
Bloom, Benjamin M.  
\* Brady, Alta J.  
\* Brandford, Thomas O.

Brauer, Christopher R.  
Brownhill, Paula J.  
Bunch, William D.  
Burge, Frances E.  
Burton, Claudia M.  
Bushong, Stephen  
Butterfield, Eric E.  
\* Campbell, Monte S.

# ORGANIZATION

---

## Circuit Court Judges (continued)

Carlson, Charles D.	Henry, Eveleen	McHill, Thomas A.	Stone, Martin E.
Carlson, Cynthia D.	* Herndon, Robert D.	McKnight, Maureen H.	Stone, Ronald W.
Chanti, Suzanne	Hill, Daniel J.	McShane, Michael J.	Stuart, Diana I.
Cobb, Rita B.	Hill, Jonathan R.	* Mejia, Lorenzo A.	* Sullivan, Patricia A.
* Collins, John L.	Hill, Norman R.	Merten, Maurice K.	Svetkey, Susan M.
Connell, David B.	Hillman, Annette	Miller, Eve L.	Temple, Eva J.
Conover, R. Curtis	Hodson, Jerry B.	Mooney, Josephine H.	Tennyson, Katherine E.
Crain, Patricia	Holland, Lauren S.	* Murphy, Daniel R.	* Thompson, Kirsten E.
* Cramer, William D., Jr.	Hull, Thomas M.	Nachtigal, Gayle A.	Tichenor, Carroll J.
* Crowley, Paul G.	Hung, Lung	Nelson, Adrienne C.	* Trevino, Mari G.
Dailey, Kathleen M.	Immergut, Karin J.	* Nelson, Philip L.	Tripp, Susan M.
Darling, Deanne L.	Isaacson, Rodger J.	Newman, Michael A.	Upton, Suzanne M.
Day, Vance D.	James, Mary M.	Norblad, Albin W.	Van Dyk, Douglas V.
DeHoog, Roger J.	Jones, Edward J.	Norby, Susie L.	Villa-Smith, Kathryn L.
Dretke, Brian C.	Jones, Jeffrey S.	Novotny, DeAnn L.	Vogt, Debra K.
Easterday, Cynthia L.	Kantor, Henry	Olson, John A.	Walker, Kenneth R.
Erwin, Andrew R.	Kasubhai, Mustafa T.	Osborne, Roxanne B.	* Waller, Nan G.
Forte, Stephen P.	Knapp, Rick A.	* Pahl, Ronald J.	Weber, Katherine E.
Frantz, Julie E.	Kohl, Thomas W.	Partridge, Lindsay R.	* West, Russell B.
Fuchs, Alicia A.	Kurshner, Paula J.	Penn, Dale W.	Wetzel, Michael C.
Fun, James L.	LaBarre, Jerome E.	Poole, H. Ronald	Williams, Gary L.
Garcia, Oscar	Leith, David E.	Prall, Tracy A.	* Williams, Locke A.
* Garrison, Randolph L.	Letourneau, Donald R.	Raines, Keith R.	Wilson, Janice R.
Gerking, Timothy C.	Litzenberger, Marilyn E.	* Rasmussen, Karsten H.	Wipper, Janelle F.
Geyer, Courtland	Lopez, Angel	Rastetter, Thomas J.	Wittmayer, John A.
Gillespie, Michael J.	Love, Valeri L.	Reed, Steven B.	* Wogan, Cameron F.
* Grant, Jenefer S.	Loy, Michael S.	Rees, David F.	Wolf, John A.
Graves, Dennis J.	Margolis, Jesse C.	* Rhoades, James L.	Wolke, Pat
Greif, Lisa C.	Marshall, Christopher J.	Roberts, Leslie M.	Wyatt, Merri Souther
Grensky, Ronald D.	Marshall, William A.	Rooke-Ley, Ilisa	You, Youlee Y.
Grove, Ted E.	Matarazzo, Judith H.	Ryan, Thomas M.	Zennaché, Charles M.
Hampton, Lynn W.	Matyas, Cindee S.	Sanders, Paulette E.	5 vacancies Benton / Lake / Linn /
Harris, Daniel L.	Maurer, Jean Kerr	Skye, Kelly	Multnomah
Hart, Thomas M.	Maurer, Steven L.	Stauffer, Janet L.	
Haslinger, Barbara A.	McAlpin, Jay A.	Steele, Kathie F.	

\* Presiding Judge, appointed by Chief Justice for two-year terms.

# ORGANIZATION

---

## Court Administration Roster

### Office of the State Court Administrator

Click, Kingsley W.  
State Court Administrator  
Baehr, Bryant, Director  
Enterprise Technology Services Division  
Chandler, Terrie J., Director  
Human Resource Services Division  
Croisan, Mollie A., Director  
Education, Training, and Outreach Division

Hightower, Karen, Director  
Legal Counsel Division  
Hotrum, Darrin, Chief Audit Executive  
Internal Audit  
McKenzie, Leola, Programs Director  
Juvenile Court Programs  
Mills, Kelly, Program Manager  
Court Interpreter Services

Moon, David T., Director  
Business and Fiscal Services Division  
Osborne, Rebecca J., Administrator  
Appellate Court Services Division  
Raaf, Larry, Chief Marshal  
Security and Emergency Preparedness Office

### Trial Court Administrators

(Alpha Order/Court/Judicial District)

Barton, Pamela J., Trial Court Administrator  
Malheur (9<sup>th</sup> JD)  
Bennett, Teresa, Trial Court Administrator  
Coos, Curry (15<sup>th</sup> JD)  
Bittick, Heidi, Trial Court Administrator  
Polk (12<sup>th</sup> JD)  
Blaine, Roy N., Trial Court Administrator  
Morrow, Umatilla (6<sup>th</sup> JD)  
Bonkosky, Amy D., Trial Court Administrator  
Crook, Jefferson (22<sup>nd</sup> JD)  
Bray, Douglas, Trial Court Administrator  
Multnomah (4<sup>th</sup> JD)  
Brust, Kirk L., Trial Court Administrator  
Josephine (14<sup>th</sup> JD)  
Calloway, Elaine, Trial Court Administrator  
Baker (8<sup>th</sup> JD)  
Dover, Tammy R., Trial Court Administrator  
Yamhill (25<sup>th</sup> JD)

Hall, Jeffrey, Trial Court Administrator  
Deschutes (11<sup>th</sup> JD)  
Hill, Susan J., Trial Court Administrator  
Columbia (19<sup>th</sup> JD)  
Hukari, Linda, Trial Court Administrator  
Benton (21<sup>st</sup> JD)  
Hurliman, Emily A., Trial Court Administrator  
Tillamook (27<sup>th</sup> JD)  
Kleker, Robert, Trial Court Administrator  
Jackson (1<sup>st</sup> JD)  
Larner, Jessie M., Trial Court Administrator  
Douglas (16<sup>th</sup> JD)  
Leonard, Michelle, Trial Court Administrator  
Union, Wallowa (10<sup>th</sup> JD)  
Merrill, Lee, Trial Court Administrator  
Clatsop (18<sup>th</sup> JD)  
Moellmer, Richard E., Trial Court Administrator  
Washington (20<sup>th</sup> JD)

Morse, Diane M., Trial Court Administrator  
Marion (3<sup>rd</sup> JD)  
Paulson, Valerie S., Trial Court Administrator  
Klamath, Lake (13<sup>th</sup> & 26<sup>th</sup> JD)  
Rambo, Elizabeth, Trial Court Administrator  
Lane (2<sup>nd</sup> JD)  
Savage, Bonnie R., Trial Court Administrator  
Lincoln (17<sup>th</sup> JD)  
Slagle, Debbie D., Trial Court Administrator  
Clackamas (5<sup>th</sup> JD)  
Smith, Donald C., Trial Court Administrator  
Linn (23<sup>rd</sup> JD)  
Sherry Smith, Acting Trial Court Administrator  
Gilliam, Hood River, Sherman, Wasco,  
Wheeler (7<sup>th</sup> JD)  
Wheeler, Tammy L., Trial Court Administrator  
Grant, Harney (24<sup>th</sup> JD)

# ORGANIZATION

---

## Court Administration Locations

**Supreme Court, Court of Appeals, Office of the State Court Administrator**

Supreme Court Bldg., 1163 State Street, Salem 97301-2563

**Tax Court/Tax Magistrate Division**

Supreme Court Bldg., 1163 State Street, Salem 97301-2563

**Baker County Courthouse – Jud. Dist. 8**

1995 3<sup>rd</sup> Street, Suite 220, Baker City 97814-3313

**Benton County Courthouse – Jud. Dist. 21**

120 NW Fourth Street, P.O. Box 1870, Corvallis 97339

**Clackamas County Courthouse – Jud. Dist. 5**

807 Main Street, Oregon City 97045

**Clatsop County Courthouse - Jud. Dist. 18**

749 Commercial Street, P.O. Box 835, Astoria 97103

**Columbia County Courthouse – Jud. Dist. 19**

230 Strand Street, St. Helens 97051-2041

**Coos County Courthouse – Jud. Dist. 15**

250 N. Baxter, Coquille 97423

**Crook County Courthouse – Jud. Dist. 22**

300 NE Third Street, Prineville 97754

**Curry County Courthouse – Jud. Dist. 15**

29821 Ellensburg Ave., 94235 Moore St., Ste. 200, Gold Beach 97444

**Deschutes County Courthouse - Jud. Dist. 11**

1164 NW Bond, Bend 97701

**Douglas County Courts – Jud. Dist. 16**

Justice Building, Room 201, 1036 SE Douglas Street, Roseburg 97470

**Gilliam County Courthouse – Jud. Dist. 7**

221 S. Oregon, P.O. Box 427, Condon 97823-0427

**Grant County Courthouse – Jud. Dist. 24**

201 S. Humbolt St., P.O. Box 159, Canyon City 97820

**Harney County Courthouse – Jud. Dist. 24**

450 N. Buena Vista, No. 16, Burns 97720

**Hood River County Courthouse – Jud. Dist. 7**

309 State Street, Hood River 97031

**Jackson County Courts – Jud. Dist. 1**

Justice Building, 100 S. Oakdale Avenue, Medford 97501

**Jefferson County Courthouse – Jud. Dist. 22**

75 SE “C” Street, Madras 97741-1794

**Josephine County Courthouse – Jud. Dist. 14**

500 NW 6<sup>th</sup>, Dept. 17, Grants Pass 97526

**Klamath County Courthouse – Jud. Dist. 13**

316 Main Street, Klamath Falls 97601

**Lake County Courthouse – Jud. Dist. 26**

513 Center Street, Lakeview 97630

**Lane County Courthouse – Jud. Dist. 2**

125 E. 8<sup>th</sup> Avenue, Eugene 97401

**Lincoln County Courthouse – Jud. Dist. 17**

225 W. Olive, P.O. Box 100, Newport 97365

**Linn County Courthouse – Jud. Dist. 23**

300 Fourth Avenue SW, P.O. Box 1749, Albany 97321

**Malheur County Courthouse – Jud. Dist. 9**

251 “B” Street W., P.O. Box 670, Vale 97918-1375

**Marion County Courthouse – Jud. Dist. 3**

100 High Street NE, P.O. Box 12869, Salem 97309-0869

**Morrow County Courthouse – Jud. Dist. 6**

P.O. Box 609, Heppner 97836

**Multnomah County Courthouse – Jud. Dist. 4**

1021 SW 4<sup>th</sup> Avenue, Portland 97204

**Polk County Courthouse – Jud. Dist. 12**

850 Main Street, Dallas 97338

**Sherman County Courthouse – Jud. Dist. 7**

P.O. Box 402, Moro 97039

**Tillamook County Courthouse – Jud. Dist. 27**

201 Laurel Avenue, Tillamook 97141-2311

**Umatilla County Courthouse - Jud. Dist. 6**

216 SE Fourth, P.O. Box 1307, Pendleton 97801

**Union County Courthouse – Jud. Dist. 10**

Joseph Building, 1008 “K” Avenue, La Grande 97850

**Wallowa County Courthouse - Jud. Dist. 10**

101 S. River Street, Room 204, Enterprise 97828

**Wasco County Courthouse – Jud. Dist. 7**

Fifth & Washington, P.O. Box 1400, The Dalles 97058-1400

**Washington County Courthouse – Jud. Dist. 20**

150 N. First Avenue, Hillsboro 97124

**Wheeler County Courthouse – Jud. Dist. 7**

P.O. Box 308, Fossil 97830

**Yamhill County Courthouse – Jud. Dist. 25**

535 NE 5<sup>th</sup> Street, Rm. #133, McMinnville 97128

# LEGISLATIVE ACTION

---

## Legislative Action

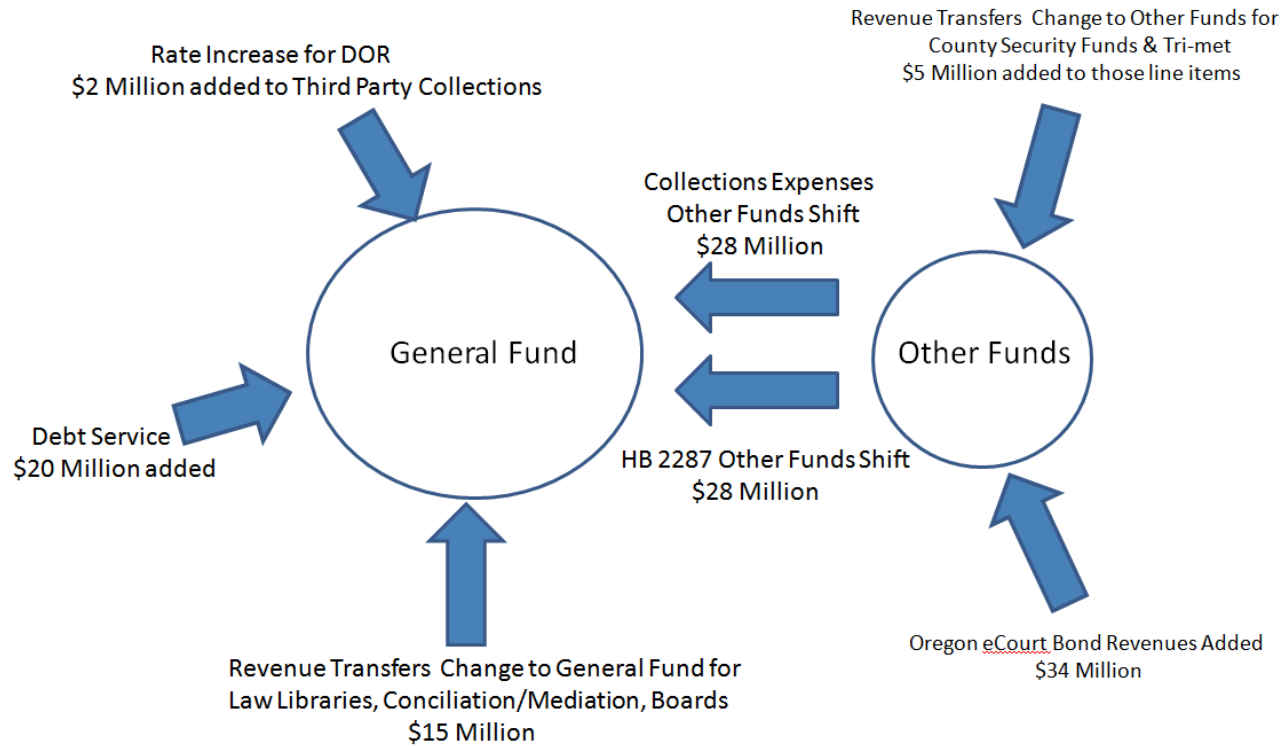
### *Budget Background*

Over the past few biennia, the budget for the Oregon Judicial Department (OJD) has undergone significant change. This is in part due to the ongoing financial crisis that has impacted the entire state. Changes were made to move expenses and revenue transfers, formerly not included in the OJD budget or were in our Other Funds categories, to be shown in separate General Funds categories, and, also, those costs associated with the technological improvements contained in the Oregon eCourt Program to its own separate structure. Along with the significant budget changes, a major restructuring of fees and fines related to court revenues has changed how the General Fund and other entities receive revenues from the court system.

### **Major Changes to Budget Structure**

The chart below shows what new General Fund categories were added to the OJD budget or moved from Other Funds in the restructuring of the 2011-13 budget. These changes carryover into the 2013-15 budget as its Current Service Level (CSL) starting structure.

# LEGISLATIVE ACTION



## Explanation of Chart – Major Fund Shifts in 2011-13

- **Moving of Revenue Management and Collections from Other Funds to General Funds**

With implementation of the 2011-13 biennial budget, a significant shift occurred when revenue management and collections for OJD were moved from Other Funds to General Fund support. In prior budgets, activities associated with revenue collections, including payments for third-party collections of debt, were paid for out of Other Funds. During the 2011 Legislative Session, \$28,222,095 in funding was switched from Other Funds into the Operations and Third-Party Payments categories within the OJD General Fund. During the 2012 Legislative



# LEGISLATIVE ACTION

---

Session the Third-Party structure was appropriated an additional \$2,379,729 to pay the Department of Revenue for a fee increase related to collection activities.

- **Pass-Through Funding from Revenue Transfers to General Funds and Other Funds**

Prior to changes in the structure of Court Fees and Fines made during the 2011 Legislative Session, certain funding was provided out of court revenues in the form of transfers and, while accounted for, were not a part of the OJD General Fund or Other Funds budgets. For the 2011-13 biennium budget, revenues were redirected into the General Fund or into the Criminal Fine Account, and General Fund appropriations and biennial allocations replaced direct revenue transfers. Some of these pass-through funds now show in the OJD General Fund and Other Funds budgets. The funding for General Fund pass-through was reduced by the Package 819 holdback by \$522,900 for the biennium.

- General Fund – \$14,552,100 appropriation to pass-through to county law libraries, county conciliation/mediation funds, funding for the Oregon Law Commission, and funding for the Council for Court Procedures.
- Other Funds – Allocations from the Criminal Fine Account of \$4,701,919 for local county security accounts and a special allocation of \$77,860 for TRIMET relating to lost fine revenue.

- **Position Support from Other Funds (HB 2287) to General Fund**

Due to the ongoing financial crisis in Oregon, substantial reductions were made to the 2009-11 budget in General Fund support. To alleviate some of these reductions, HB 2287 was passed to authorize temporary judicial surcharges to be deposited in the Judicial System Surcharge Account (JSSA). Distributions from this account were made both to OJD and the Public Defense Services Commission (PDSC). As a result, permanent positions were eliminated and temporary limited-duration Other Funded positions were created for the biennium. During the 2011-13 biennium, the temporary surcharges were eliminated or made permanent through fine/fee increases, and the budget support for 129.72 FTE was switched back from Other Funds to General Fund.

- **Financing of Oregon eCourt Development and Implementation**

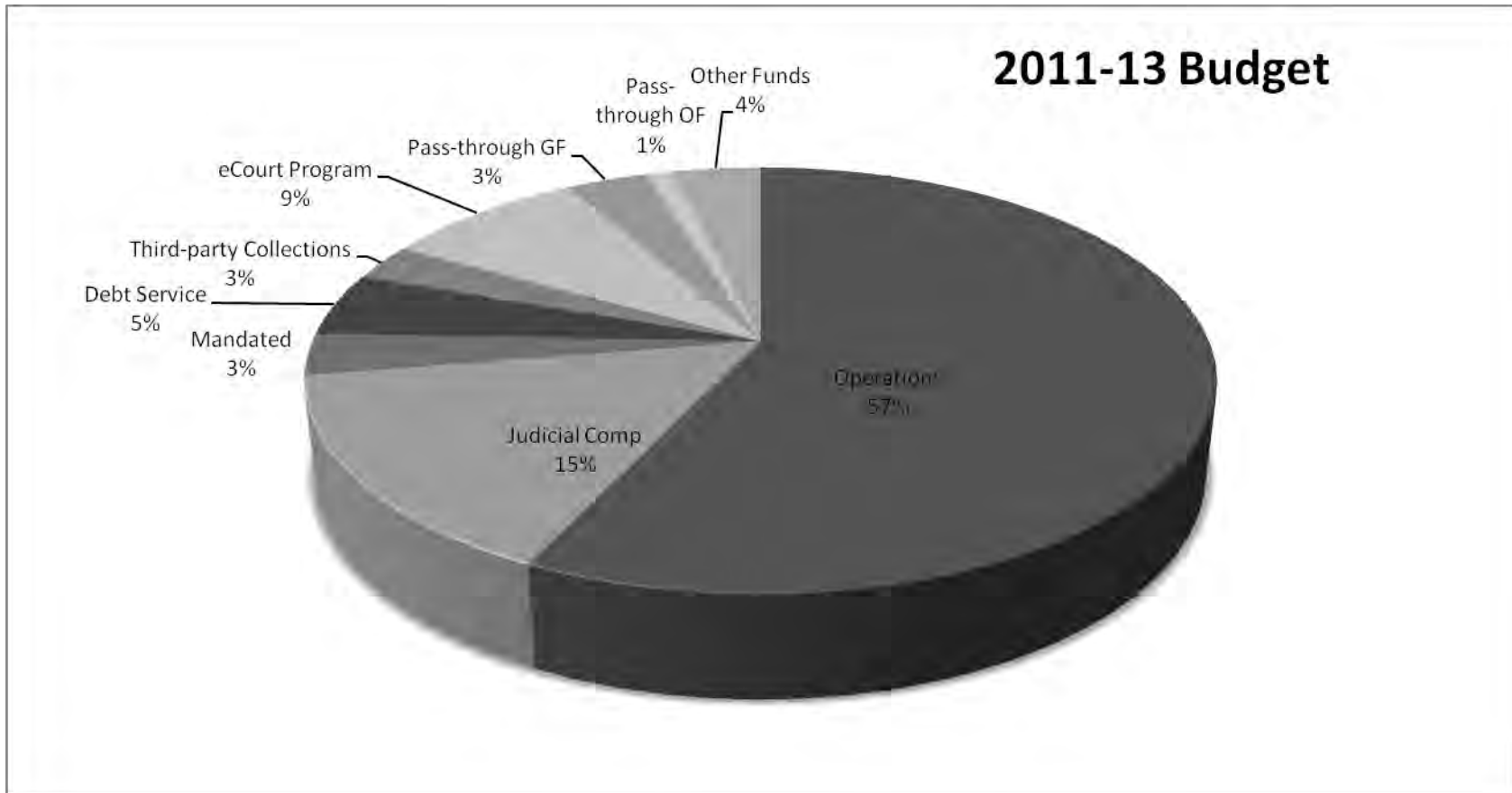
The Oregon eCourt Program officially began in February 2008 with funding approved for the initial bond sales. Major procurement and development followed, with the first circuit court implementation occurring in June 2012. Also during the 2011-13 biennium, funding for the project required \$36 million for expenditures and \$20 million in debt service associated with the five-year Certificate of Participation and Article XI-Q bonds issued for the project.

# LEGISLATIVE ACTION

- **Operations Personnel Reductions**

Since the 2007-09 biennium, OJD has lost approximately 201 permanent FTE in the operations area. Since 2009, increases in FTE have primarily related to Oregon eCourt and grants programs, not to court operations. As a result, court public access hours have been reduced statewide.

The chart below outlines the percentage of the 2011-13 Legislatively Adopted Budget (LAB) by appropriation area as reflected by the structural changes.



# LEGISLATIVE ACTION

## Seven Biennial Budgets Summary

	1999-01	2001-03	2003-05	2005-07	2007-09	2009-11	2011-13
Judicial Comp <sup>1</sup>						\$ 60,662,694	\$ 64,740,982
Operations	\$ 211,996,158	\$ 215,788,284	\$ 225,544,313	\$ 259,004,703	\$ 294,166,438	\$ 198,746,106	\$ 241,451,144
Other Funds - Operations	\$ 9,410,786	\$ 21,065,552	\$ 36,164,775	\$ 30,430,909	\$ 37,804,361	\$ 62,176,761	\$ 16,311,754
<b>Subtotal</b>	<b>\$ 221,406,944</b>	<b>\$ 236,853,836</b>	<b>\$ 261,709,088</b>	<b>\$ 289,435,612</b>	<b>\$ 331,970,799</b>	<b>\$ 321,585,561</b>	<b>\$ 322,503,880</b>
Indigent Defense <sup>2</sup>	\$ 139,599,793	\$ 144,121,905					
Third-Party Collections <sup>3</sup>				\$ 1,030,641	\$ 8,712,545	\$ 9,552,438	\$ 11,679,729
Mandated	\$ 8,653,255	\$ 12,306,677	\$ 12,110,669	\$ 12,525,800	\$ 15,374,442	\$ 13,902,620	\$ 13,363,746
Debt Service						\$ 10,540,093	\$ 20,258,577
Pass-Through							\$ 14,552,100
eCourt Program					\$ 14,000,000	\$ 12,445,000	\$ 36,124,318
OF Pass-Through							\$ 4,779,779
Federal Funds and Jury	\$ 840,003	\$ 2,105,926	\$ 2,893,490	\$ 1,790,110	\$ 2,014,032	\$ 1,594,163	\$ 1,838,348
<b>Total Funds</b>	<b>\$ 370,499,995</b>	<b>\$ 395,388,344</b>	<b>\$ 276,713,247</b>	<b>\$ 304,782,163</b>	<b>\$ 372,071,818</b>	<b>\$ 369,619,875</b>	<b>\$ 425,100,477</b>
Positions	2,030	2,061	2,022	2,025	2,071	1,862 <sup>4</sup>	1,878 <sup>4</sup>
FTE	1,769.23	1,851.89	1,855.17	1,863.54	1,911.47	1,815.97 <sup>5</sup>	1,752.66

<sup>1</sup> Judicial Compensation was established as a separate appropriation during the 2009-11 biennium.

<sup>2</sup> Budget for 2001-03 and 1999-2001 included the Indigent Defense Program.

<sup>3</sup> Third-Party Collections costs were a part of Other Funds expenditures prior to the 2011-13 biennium, when a separate General Fund appropriation was created.

<sup>4</sup> Position and full-time equivalent (FTE) figures include limited duration positions, including Oregon eCourt Program and grant funded positions in 2009-11 and 2011-13 biennia.

<sup>5</sup> Budget for 2009-11 included move of 129.74 positions from General Fund to Other Funds, supported from HB 2287 temporary judicial surcharges.

# LEGISLATIVE ACTION

---

## *Legislation Impacting 2011-13 Legislatively Approved Budget*

### **List of Included Budget Reports**

- [SB 5516](#) (2011) – Budget (Main)
- [HB 2710](#) (2011) – Court Fees and Budget Structure
- [HB 2712](#) (2011) – Court Fines and Fees and Budget Structure
- [SB 5508](#) (2011) – Budget and Structure Adjustments – Final
- [HB 5056](#) (2011) – Local Program Pass-Through Funds
- [HB 5701](#) (2012) – OJD Overall Budget Adjustments
- [SB 1579](#) (2012) – Reversions
- [HB 4167](#) (2012) – Allowable Reimbursement/Multnomah
- [May 2012 Emergency Board Actions](#) – Multnomah/Special Purpose Allocation Release
- [September 2012 Emergency Board Actions](#) – Juvenile Court Improvement Program (JCIP) Federal Funds
- [Summary of Budget Notes](#) Excerpts (2011-12) and Actions

# LEGISLATIVE ACTION

---

76<sup>th</sup> OREGON LEGISLATIVE ASSEMBLY – 2011 Regular Session  
BUDGET REPORT AND MEASURE SUMMARY

JOINT COMMITTEE ON WAYS AND MEANS

MEASURE: SB 5516-A

Carrier – House: Rep. Nolan

Carrier – Senate: Sen. Winters

---

**Action:** Do Pass as Amended and as Printed A-Engrossed

**Vote:** 22 – 3 – 0

House – Yeas: Beyer, Buckley, Cowan, Freeman, Garrard, Komp, Kotek, McLane, Nathanson, Nolan, Richardson, G. Smith, Thatcher, Whisnant  
– Nays:  
– Exc:

Senate – Yeas: Bates, Devlin, Edwards, Girod, Johnson, Monroe, Nelson, Winters  
– Nays: Thomsen, Verger, Whitsett  
– Exc:

**Prepared By:** Linda Gilbert, Department of Administrative Services

**Reviewed By:** John Borden, Legislative Fiscal Office

**Meeting Date:** June 27, 2011

---

**Agency**

Oregon Judicial Department

**Budget Page**

K-3

**LFO Analysis Page**

255

**Biennium**

2011-13

SB 5516-A  
Page 1 of 8

# LEGISLATIVE ACTION

## Budget Summary\*

	2009-11		2011-13		Committee Change from 2009-11 Leg Approved	
	Legislatively Approved Budget (1)	Current Service Level	Governor's Budget	2011-13 Committee Recommendation	\$ Change	% Change
General Fund	\$ 273,189,189	\$ 339,699,075	\$ 276,436,716	\$ 296,962,372	\$ 23,773,183	+8.7%
General Fund Debt Service	10,662,324	16,380,873	20,778,511	20,249,238	9,586,914	+89.9%
Other Funds	80,639,820	46,680,285	70,675,474	53,595,688	(27,044,132)	-33.5%
Federal Funds	859,163	884,626	884,626	850,620	(8,543)	-1.0%
<b>Total:</b>	<b>\$ 365,350,496</b>	<b>\$ 403,644,859</b>	<b>\$ 368,775,327</b>	<b>\$ 371,657,918</b>	<b>\$ 6,307,422</b>	<b>+1.7%</b>

## Position Summary

Authorized Positions	1,891	1,982	2,138	1,878	(13)
Full-time Equivalent (FTE) Positions	1,833.14	1,844.93	1,954.71	1,739.20	(93.94)

(1) Includes adjustments through March 2011.

\* Excludes Capital Construction expenditures

## Summary of Revenue Changes

The Oregon Judicial Department's (Department) primary source of funding is General Fund. The Department generates fines, fees, and restitution associated with cases in the 36 Circuit Courts, the Tax Court, the Court of Appeals, and the Supreme Court. The Department retains a percentage of the total collected revenues to fund its collection program. The remaining revenue is transferred to the General Fund, the Criminal Fine and Assessment Account, and to state and local government agencies.

In 2009-11, House Bill 2287 generated Other Funds revenue from temporary surcharges, fees, and fines revenues. This revenue was primarily used to backfill General Fund reduction in the Judicial Department and the Public Defense Services Commission. The temporary surcharges and fees in House Bill 2287 sunset at the end of the 2009-11 biennium. The Department's 2011-13 budget shifts House Bill 2287 expenditures back to General Fund.

Part of the 2011-13 budget's General Fund depends on the passage of House Bills 2710 and 2712.

# LEGISLATIVE ACTION

---

The Subcommittee made no changes to the following revenue sources:

- Other Fund revenue generated through the sale and distribution of court publications, manuals and forms, and providing online access to the Oregon Judicial Information Network. Revenue from these transactions is used to pay for the cost of these programs.
- Transfers from the State Office for Services to Children and Families to assist in funding the Citizen Review Board's review of child placements.
- Assessments to the State of Oregon Law Library and funds from the Public Defense Services Commission (PDSC) to pay for the services of court staff to verify indigence of persons seeking state-paid court-appointed counsel.
- Restitution and compensatory fines collected by the courts and distributed directly to victims.
- Certificates of Participation or other borrowed funds such as Article XI-Q bonds that support development of the eCourt project, a comprehensive business transformation and service delivery initiative.
- Federal Funds received from a Department of Health and Human Services grant to continue the Juvenile Court Improvement Project.

## **Summary of the Capital Construction Subcommittee Action**

The Department operates 36 circuit courts located in 27 judicial districts statewide. It operates the Oregon Supreme Court, Court of Appeals, and the Tax Court. The Department administers the Mandated Payments Program that pays for the cost of jurors, transcript costs for certain indigents in civil appeals, Americans with Disabilities Act compliance, and interpreters for non-English-speaking and hearing-impaired persons in the courts.

The Subcommittee approved a budget of \$371.7 million total funds, \$317.2 million General Fund and 1,739.20 FTE for the Department. The approved budget is an increase of \$6.3 million total funds (1.7 percent) but a decrease of 13 positions (93.94 FTE) from the 2009-11 Legislatively Approved Budget as of March 2011 (LAB).

The Subcommittee approved the following standard budget adjustments in most divisions:

- Packages 086 and 087, which eliminate standard inflation and reduce Personal Services by 5.5 percent.
- Package 801: Targeted Statewide Adjustments further reduces General Fund Services and Supplies expenditures in the Department's requested budget by 6.5 percent. This is in addition to Package 086, which eliminates most Services and Supplies inflation originally built into the budget.
- Package 802: Vacant Position Savings eliminates vacant positions.

# LEGISLATIVE ACTION

---

- Package 819: Supplemental Statewide Ending Balance. This reduction is intended to be applied against spending levels in the second year of the biennium and not to affect program delivery in the first year. To reinforce that intent, the agency's budget bill includes specific language allowing the agency to expend up to 54 percent of its total biennial General Fund appropriation in the first year of the biennium.

The amount of the reduction for the supplemental ending balance may be restored to the agency during the February 2012 session for the second year of the biennium, depending on economic conditions. Therefore, the Co-Chairs of the Joint Committee on Ways and Means expect the agency director to closely monitor the quarterly revenue forecast and other economic indicators to gauge adequacy of funding in the second year and manage the budget accordingly.

## Judge Compensation

This budget division is for the Personal Service costs for statutorily established judgeships. The Subcommittee approved the supplemental ending balance package #819.

## eCourt Debt Service

The Debt Service Program provides General Fund to make payments on principal and interest and Other Funds for financing costs associated with the issuance of certificates of participation (COPs) or Article XI-Q bonds. The Department's debt service is related exclusively to the eCourt Program.

For 2011-13, the Subcommittee approved \$20.2 million General Fund and \$20.8 million total funds for this program, just under \$10 million more than the 2009-11 budget.

In Package 101: Continue Oregon eCourt Project, the Subcommittee approved an additional \$4.4 million General Fund debt service and \$505,816 Other Funds for cost of issuance of additional bonding to continue the project.

The eCourt project program itself, discussed later in this report, includes several explicit legislative directions to the Department regarding future program's roll-out.

The Subcommittee also made a reduction for the supplemental ending balance.

## Trial Courts

This division includes the resources for operating the circuit courts in Oregon. These courts adjudicate matters and disputes in the following cases: criminal; civil; domestic relations; traffic; juvenile; small claims; violations; abuse prevention act; probate; mental commitments; and, adoption and guardianship.

Trial court resources also include those related to revenue management and collections.

The Subcommittee approved a budget of \$162.6 million General Fund, \$182.1 million total funds and 1,385 positions. This is a 1.4 percent total reduction from the 2009-11 LAB.



# LEGISLATIVE ACTION

---

In addition to the standard reductions in packages 86, 87, 801, 802 and 819, the Subcommittee made the following recommendations:

- Package 811: Fund Shift Adjustment was approved. Temporary court fee revenues established by House Bill 2287 (2009) were moved from Other Funds to General Fund in building the Department's current service level budget. This package reduces the fund shift to a level commensurate with the revenue actually raised by House Bill 2287 in the 2009-11 biennium.
- Package 813: Agency Reduction Plan provides a reduction needed to balance to the Co-Chairs' approved budget. The \$9.65 million General Fund reduction details are in the 2011-13 Department reduction plan. The package also eliminates 76 positions.
- Package 814: Co-Chairs' Supplemental General Fund was approved. It provides \$7.5 million General Fund and 59 positions to partially restore the reduction in Package 813. It is based on additional resources becoming available above the May 2011 revenue forecast. The additional resources arise from the updated fee and fine structure in House Bill 2710 and House Bill 2712.

## Appellate/Tax Courts

This program funds the operations and staffing of the Supreme Court, Court of Appeals, and Tax Courts. The Supreme Court is established by the Oregon Constitution, and consists of seven justices elected to serve six-year terms. The Court of Appeals consists of 10 judges who hear appeals from trial courts, and state agencies and boards. The Tax Court consists of one judge, who hears matters arising from Oregon tax law, and a Tax Magistrate Division created in 1997 to replace the informal administrative tax appeals process conducted by the Department of Revenue.

The Subcommittee approved a budget of \$15.5 million total funds, of which \$14.6 million is General Fund, and 88 positions for these courts. This is an increase of \$5.7 million total funds or 76.0 percent from the 2009-11 LAB.

In addition to the standard reductions in packages 86, 87, 801, 802 and 819, the Subcommittee made the following recommendations:

- Package 811: Fund Shift Adjustment was approved. Temporary court fee revenues established by House Bill 2287 (2009) were moved from Other Funds to General Fund in building the Department's current service level budget. This package reduces the fund shift to a level commensurate with the revenue actually raised by House Bill 2287 in the 2009-11 biennium.
- Package 813: Agency Reduction Plan provides a reduction needed to balance to the Co-Chairs' approved budget. The \$1.2 million General Fund reduction details are in the 2011-13 Department reduction plan. The package also eliminates 10 positions.
- Package 814: Co-Chairs' Supplemental General Fund was approved. It provides \$0.9 million General Fund and seven positions to partially restore the reduction in Package 813. It is based on additional resources becoming available above the May 2011 revenue forecast. The additional resources arise from the updated fee and fine structure in House Bill 2710 and House Bill 2712.

## Administration and Central Support

# LEGISLATIVE ACTION

---

The Oregon State Court Administrator (OSCA) supports and assists the Chief Justice in exercising administrative authority and supervision over the trial and appellate courts of this state and in establishing statewide administrative policies and procedures. This division includes resources for the Revenue Management Program, budget and accounting, personnel, legal, audit, education, court programs and analytical services, pro tem services, and information technology. In addition the OSCA has responsibility for administrative management of the Appellate Court Records Section, State of Oregon Law Library, publications, interpreter and shorthand reporter certification programs, and state Citizen Review Board program.

The Subcommittee approved a budget of \$42.1 million General Fund, \$61.4 million total funds, and 152 positions. This is a reduction from the 2009-11 LAB of \$3.4 million total funds or 5.3 percent.

In addition to the standard reductions in packages 86, 87, 801, 802 and 819, the Subcommittee made the following recommendations:

- Package 085: 2009-11 Allotment Reduction Roll-ups makes permanent a temporary reduction that eliminates a contingency fund. The General Fund savings are \$1.1 million.
- Package 103: Shift CIS Program to Mandated transfers the four-position Court Interpreter Services Program from the Administration and Central Support division to the Mandated Payments Program area. The General Fund impact nets to \$0 and there is a small amount of Other Funds savings.
- Package 811: Fund Shift Adjustment was approved. Temporary court fee revenues established by House Bill 2287 (2009) were moved from Other Funds to General Fund in building the Department's current service level budget. This package reduces the fund shift by \$1.0 million General Fund to a level commensurate with the revenue actually raised by House Bill 2287 in the 2009-11 biennium.
- Package 813: Agency Reduction Plan provides a reduction needed to balance to the Co-Chairs' approved budget. The \$3.1 million General Fund reduction details are in the 2011-13 Department reduction plan. The package also eliminates 20 positions.
- Package 814: Co-Chairs' Supplemental General Fund was approved. It provides \$2.4 million General Fund and 15 positions to partially restore the reduction in Package 813. It is based on additional resources becoming available above the May 2011 revenue forecast. The additional resources arise from the updated fee and fine structure in House Bill 2710 and House Bill 2712.

## Mandated Payments

The Mandated Payments Program funds the jury system and access to courts by all persons. This program finances costs associated with the administration of the trial and grand jury systems. Services include: foreign-language interpreters for court proceedings; provision of assistive devices required to provide reasonable accommodation to disabled persons; state-paid sign interpreters or real-time reporters for hearing-impaired jurors; mileage reimbursed to grand and trial jurors; payment of jurors' meals, lodging, and commercial transportation at the actual cost; per diem provided to grand and petit jurors; summoning and qualifying jurors and providing jurors' orientation programs and materials; and, payment of other miscellaneous costs.

# LEGISLATIVE ACTION

---

The Subcommittee's approved budget is \$13.4 million total funds, of which \$12.9 million is General Fund, and 23 positions. This is a General Fund reduction of \$0.5 million or 3.5 percent from the 2009-11 LAB. The total fund reduction is \$0.4 million or 2.9 percent.

In addition to the standard reductions in packages 86, 87, 801, 802 and 819, the Subcommittee recommended:

- Package 085: 2009-11 Allotment Reduction Roll-ups continues a \$500,000 General Fund mandated payment reduction into the 2011-13 biennium.
- Package 103: Shift CIS Program to Mandated transfers the four-position Court Interpreter Services Program from the Administration and Central Support division to the Mandated Payments Program area. The General Fund impact nets to \$0 and there is a small amount of Other Funds savings.

## State Court Facilities Security Account

This budget division was established with the 2009-11 budget. The division's responsibilities include statewide security improvements, emergency preparedness, business continuity training as well as the business continuity function for the Multnomah Circuit Court. It is funded by the State Court Facilities Security Account, an account supported by assessments on certain fines as listed in ORS 137.309.

The Subcommittee approved a \$3.0 million Other Funds budget and four positions. Of the standard reduction packages, the Subcommittee approved only packages 086 and 087 to reduce inflation and decrease Personal Services by 5.5 percent.

## eCourt Program

The Oregon eCourt is the projected seven year program to modernize Oregon court business practices and information technology infrastructure. The complexity of revising court business practices equals, if not exceeds, its high technical complexity and risk.

ECourt is funded with a combination of General Fund, Other Funds, and proceeds from sales of COPs and Article XI-Q bonds, which are supported with General Fund debt service.

The Subcommittee approved a budget of \$12.5 million total funds of which \$2.0 million is General Fund. There are 35 limited duration positions associated with this program.

The Subcommittee approved two packages and added several budget notes to emphasize the Legislature's interest in and direction for how the eCourt project will proceed.

- Package 101: Continue Oregon eCourt Project provides Other Fund expenditure limitation for two purposes:
  - \$7.5 million to expend a portion of cash proceeds carried forward from the 2009-11 biennium, and
  - \$3.0 million for yet-to-be issued bond authority. The sale is scheduled in the Fall of 2011.

# LEGISLATIVE ACTION

---

- Package 812: Oregon eCourt Program provides \$2 million of General Fund to support eCourt operations and maintenance costs.

**Budget Note #1:**

The Co-Chairs of Ways and Means and the Chief Justice of the Oregon Supreme Court have entered into an agreement on June 16, 2011 regarding the action that their respective staffs will take to address legislative concerns about the implementation of the Oregon eCourt Program and to form a basis for consideration for future funding for the Program in the 2012 Legislative Session. This agreement and the detail of the Oregon eCourt Program deliverables are attached as an addendum to this budget report.

**Budget Note #2:**

The Judicial Department has been provided \$3 million of Other Funds expenditure limitation related to a bond sale in the Fall of 2011. The Legislature does not authorize the Department to expend these funds until the Chief Justice and Co-Chairs' agreement on a remediation plan has been completed and submitted to the 2012 Legislature.

**Budget Note #3:**

The Judicial Department is to report to the 2012 Legislature on the expenditure of all General Fund dollars budgeted and/or expended on the Oregon eCourt Program, including the additional \$2 million General Fund appropriation for operations and maintenance.

**Summary of Performance Measure Action**

See attached Legislatively Adopted 2011-13 Key Performance Measures form.

**Summary of Information Technology Action**

See attached "Information Technology Program Deliverables – Oregon Judicial Department (OJD) Electronic Court (eCourt) Program."

# LEGISLATIVE ACTION

## DETAIL OF JOINT COMMITTEE ON WAYS AND MEANS ACTION

**SB 5516-A**

Oregon Judicial Department  
Linda Gilbert -- (503) 378-4588

DESCRIPTION	GENERAL FUND	LOTTERY FUNDS	OTHER FUNDS		FEDERAL FUNDS		TOTAL ALL FUNDS	POS	FTE
			LIMITED	NONLIMITED	LIMITED	NONLIMITED			
2009-11 Legislatively Approved Budget at March 2011 *	\$ 283,851,513	\$ 0	\$ 80,639,820	\$ 0	\$ 859,163	\$ 0	365,350,496	1,891	1833.14
2011-13 ORBITS printed Current Service Level (CSL)*	\$ 356,079,948	\$ 0	\$ 46,680,285	\$ 0	\$ 884,626	\$ 0	403,644,859	1,982	1844.93
2011-13 Governor's Recommended Budget*	\$ 297,215,227	\$ 0	\$ 70,675,474	\$ 0	\$ 884,626	\$ 0	368,775,327	2,138	1954.71
<u>SUBCOMMITTEE ADJUSTMENTS (from GRB)</u>									
<u>SCR 010 Judicial Compensation</u>									
Package 104 New Court of Appeals Judicial Panel									
Personal Services	\$ (540,753)	\$ 0	\$ 0	\$ 0	\$ 0	\$ 0	(540,753)	(3)	(1.50)
Package 105 New Trial Court Judgeships and Pro Tem									
Personal Services	\$ (422,865)	\$ 0	\$ 0	\$ 0	\$ 0	\$ 0	(422,865)	(5)	(1.25)
Package 819 Supplemental Statewide Ending Balance									
Personal Services	\$ (2,099,270)	\$ 0	\$ 0	\$ 0	\$ 0	\$ 0	(2,099,270)	0	0.00
<u>SCR 087 eCourt Debt Service</u>									
Package 819 Supplemental Statewide Ending Balance									
Debt Service - Interest	\$ (529,273)	\$ 0	\$ 0	\$ 0	\$ 0	\$ 0	(529,273)	0	0.00
<u>SCR 100 Trial Courts</u>									
Package 086 Eliminate Inflation									
Services and Supplies	\$ (261,568)	\$ 0	\$ (43,891)	\$ 0	\$ 0	\$ 0	(305,459)	0	0.00
Capital Outlay	\$ (2,118)	\$ 0	\$ (212)	\$ 0	\$ 0	\$ 0	(2,330)	0	0.00
Package 087 Personal Service Adjustment									
Personal Services	\$ (9,944,563)	\$ 0	\$ (1,139,162)	\$ 0	\$ 0	\$ 0	(11,083,725)	0	0.00
Package 102 OJD Partial Rebuild from 09-11 Reductions									
Personal Services	\$ (4,656,755)	\$ 0	\$ 0	\$ 0	\$ 0	\$ 0	(4,656,755)	(58)	(40.55)
Package 105 New Trial Court Judgeships and Pro Tem									
Personal Services	\$ (1,322,505)	\$ 0	\$ 0	\$ 0	\$ 0	\$ 0	(1,322,505)	(15)	(3.75)
Services and Supplies	\$ (824,088)	\$ 0	\$ 0	\$ 0	\$ 0	\$ 0	(824,088)	0	0.00
Package 801 Targeted Statewide Adjustments									
Services and Supplies	\$ (661,246)	\$ 0	\$ 0	\$ 0	\$ 0	\$ 0	(661,246)	0	0.00
Package 802 Vacant Position Savings									

\*Excludes Capital Construction Expenditures

SB 5516-A  
Page 1

# LEGISLATIVE ACTION

DESCRIPTION	GENERAL FUND	LOTTERY FUNDS	OTHER FUNDS		FEDERAL FUNDS		TOTAL ALL FUNDS	POS	FTE	
			LIMITED	NONLIMITED	LIMITED	NONLIMITED				
Personal Services	\$ (7,806,883)	\$ 0	\$ (1,871,939)	\$ 0	\$ 0	\$ 0	(9,678,822)	(77)	(76.77)	
Package 811 Fund Shift Adjustment										
Personal Services	\$ (2,274,299)	\$ 0	\$ 0	\$ 0	\$ 0	\$ 0	(2,274,299)	(18)	(18.00)	
Package 813 Agency Reduction Plan										
Personal Services	\$ (9,650,814)	\$ 0	\$ 0	\$ 0	\$ 0	\$ 0	(9,650,814)	(76)	(76.00)	
Package 814 Co-Chair's Supplemental General Fund										
Personal Services	\$ 7,497,222	\$ 0	\$ 0	\$ 0	\$ 0	\$ 0	7,497,222	59	59.00	
Package 819 Supplemental Statewide Ending Balance										
Personal Services	\$ (5,842,050)	\$ 0	\$ 0	\$ 0	\$ 0	\$ 0	(5,842,050)	0	0.00	
Services and Supplies	\$ (355,088)	\$ 0	\$ 0	\$ 0	\$ 0	\$ 0	(355,088)	0	0.00	
Capital Outlay	\$ (2,920)	\$ 0	\$ 0	\$ 0	\$ 0	\$ 0	(2,920)	0	0.00	
<u>SCR 101 Appellate/Tax Courts</u>										
Package 086 Eliminate Inflation										
Services and Supplies	\$ (11,625)	\$ 0	\$ 0	\$ 0	\$ 0	\$ 0	(11,625)	0	0.00	
Package 087 Personal Service Adjustment										
Personal Services	\$ (972,655)	\$ 0	\$ (57,819)	\$ 0	\$ 0	\$ 0	(1,030,474)	0	0.00	
Package 104 New Court of Appeals Judicial Panel										
Personal Services	\$ (998,824)	\$ 0	\$ 0	\$ 0	\$ 0	\$ 0	(998,824)	(13)	(7.25)	
Services and Supplies	\$ (491,386)	\$ 0	\$ 0	\$ 0	\$ 0	\$ 0	(491,386)	0	0.00	
Package 801 Targeted Statewide Adjustments										
Services and Supplies	\$ (29,847)	\$ 0	\$ 0	\$ 0	\$ 0	\$ 0	(29,847)	0	0.00	
Package 802 Vacant Position Savings										
Personal Services	\$ (1,467,536)	\$ 0	\$ (27,928)	\$ 0	\$ 0	\$ 0	(1,495,464)	(10)	(9.37)	
Package 811 Fund Shift Adjustment										
Personal Services	\$ (282,763)	\$ 0	\$ 0	\$ 0	\$ 0	\$ 0	(282,763)	(2)	(2.00)	
Package 813 Agency Reduction Plan										
Personal Services	\$ (1,199,882)	\$ 0	\$ 0	\$ 0	\$ 0	\$ 0	(1,199,882)	(10)	(10.00)	
Package 814 Co-Chair's Supplemental General Fund										
Personal Services	\$ 932,127	\$ 0	\$ 0	\$ 0	\$ 0	\$ 0	932,127	7	7.00	

\*Excludes Capital Construction Expenditures

SB 5516-A  
Page 2

# LEGISLATIVE ACTION

DESCRIPTION	GENERAL FUND	LOTTERY FUNDS	OTHER FUNDS		FEDERAL FUNDS		TOTAL ALL FUNDS	POS	FTE
			LIMITED	NONLIMITED	LIMITED	NONLIMITED			
Package 819 Supplemental Statewide Ending Balance									
Personal Services	\$ (571,397)	\$ 0	\$ 0	\$ 0	\$ 0	\$ 0	(571,397)	0	0.00
Services and Supplies	\$ (16,028)	\$ 0	\$ 0	\$ 0	\$ 0	\$ 0	(16,028)	0	0.00
<u>SCR 102 Administration and Central Support</u>									
Package 085 2009-11 Allotment Reduction roll-ups									
Services and Supplies	\$ (1,051,125)	\$ 0	\$ 0	\$ 0	\$ 0	\$ 0	(1,051,125)	0	0.00
Package 086 Eliminate Inflation									
Services and Supplies	\$ (188,241)	\$ 0	\$ (302,325)	\$ 0	\$ (15,549)	\$ 0	(506,115)	0	0.00
Capital Outlay	\$ (54,954)	\$ 0	\$ (12,366)	\$ 0	\$ 0	\$ 0	(67,320)	0	0.00
Package 087 Personal Service Adjustment									
Personal Services	\$ (1,413,586)	\$ 0	\$ (491,286)	\$ 0	\$ (18,457)	\$ 0	(1,923,329)	0	0.00
Package 102 Partial Rebuild from 09-11 Reductions									
Personal Services	\$ (2,224,651)	\$ 0	\$ 0	\$ 0	\$ 0	\$ 0	(2,224,651)	(14)	(14.00)
Services and Supplies	\$ (692,510)	\$ 0	\$ 0	\$ 0	\$ 0	\$ 0	(692,510)	0	0.00
Package 106 Supreme Court Building Preservation									
Capital Outlay	\$ (3,000,000)	\$ 0	\$ 0	\$ 0	\$ 0	\$ 0	(3,000,000)	0	0.00
Package 108 ETSD Maintenance Needs									
Services and Supplies	\$ (6,550,000)	\$ 0	\$ 0	\$ 0	\$ 0	\$ 0	(6,550,000)	0	0.00
Capital Outlay	\$ (500,000)	\$ 0	\$ 0	\$ 0	\$ 0	\$ 0	(500,000)	0	0.00
Package 109 OSCA Staffing Needs									
Personal Services	\$ (730,874)	\$ 0	\$ 0	\$ 0	\$ 0	\$ 0	(730,874)	(6)	(4.98)
Services and Supplies	\$ (86,261)	\$ 0	\$ 0	\$ 0	\$ 0	\$ 0	(86,261)	0	0.00
Package 110 Facilities Infrastructure (Gresham Courthouse)									
Personal Services	\$ (436,641)	\$ 0	\$ 0	\$ 0	\$ 0	\$ 0	(436,641)	(7)	(4.09)
Services and Supplies	\$ (287,901)	\$ 0	\$ 0	\$ 0	\$ 0	\$ 0	(287,901)	0	0.00
Capital Outlay	\$ (590,000)	\$ 0	\$ 0	\$ 0	\$ 0	\$ 0	(590,000)	0	0.00
Package 801 Targeted Statewide Adjustments									
Services and Supplies	\$ (1,288,310)	\$ 0	\$ 0	\$ 0	\$ 0	\$ 0	(1,288,310)	0	0.00
Package 802 Vacant Position Savings									
Personal Services	\$ (139,885)	\$ 0	\$ 0	\$ 0	\$ 0	\$ 0	(139,885)	(1)	(1.00)

\*Excludes Capital Construction Expenditures

# LEGISLATIVE ACTION

DESCRIPTION	GENERAL FUND	LOTTERY FUNDS	OTHER FUNDS		FEDERAL FUNDS		TOTAL ALL FUNDS	POS	FTE
			LIMITED	NONLIMITED	LIMITED	NONLIMITED			
Package 811 Fund Shift Adjustment									
Personal Services	\$ (421,825)	\$ 0	\$ 0	\$ 0	\$ 0	\$ 0	(421,825)	(5)	(5.00)
Services and Supplies	\$ (531,460)	\$ 0	\$ 0	\$ 0	\$ 0	\$ 0	(531,460)	0	0.00
Package 813 Agency Reduction Plan									
Personal Services	\$ (1,789,984)	\$ 0	\$ 0	\$ 0	\$ 0	\$ 0	(1,789,984)	(20)	(20.00)
Services and Supplies	\$ (1,345,773)	\$ 0	\$ 0	\$ 0	\$ 0	\$ 0	(1,345,773)	0	0.00
Package 814 Co-Chair's Supplemental General Fund									
Personal Services	\$ 1,390,547	\$ 0	\$ 0	\$ 0	\$ 0	\$ 0	1,390,547	15	15.00
Services and Supplies	\$ 1,045,462	\$ 0	\$ 0	\$ 0	\$ 0	\$ 0	1,045,462	0	0.00
Package 819 Supplemental Statewide Ending Balance									
Personal Services	\$ (848,488)	\$ 0	\$ 0	\$ 0	\$ 0	\$ 0	(848,488)	0	0.00
Services and Supplies	\$ (691,820)	\$ 0	\$ 0	\$ 0	\$ 0	\$ 0	(691,820)	0	0.00
Capital Outlay	\$ (75,758)	\$ 0	\$ 0	\$ 0	\$ 0	\$ 0	(75,758)	0	0.00
<u>SCR 200 Mandated Payments</u>									
Package 085 2009-11 Allotment Reduction roll-ups									
Services and Supplies	\$ (500,000)	\$ 0	\$ 0	\$ 0	\$ 0	\$ 0	(500,000)	0	0.00
Package 086 Eliminate Inflation									
Services and Supplies	\$ (290,508)	\$ 0	(11,400)	\$ 0	\$ 0	\$ 0	(301,908)	0	0.00
Package 087 Personal Service Adjustment									
Personal Services	\$ (218,569)	\$ 0	(3,512)	\$ 0	\$ 0	\$ 0	(222,081)	0	0.00
Package 107 Interpreters Related to Victim's Rights Prov									
Services and Supplies	\$ (628,068)	\$ 0	\$ 0	\$ 0	\$ 0	\$ 0	(628,068)	0	0.00
Capital Outlay	\$ (45,000)	\$ 0	\$ 0	\$ 0	\$ 0	\$ 0	(45,000)	0	0.00
Package 801 Targeted Statwide Adjustments									
Services and Supplies	\$ (675,331)	\$ 0	\$ 0	\$ 0	\$ 0	\$ 0	(675,331)	0	0.00
Package 802 Vacant Position Savings									
Personal Services	\$ (150,900)	\$ 0	\$ 0	\$ 0	\$ 0	\$ 0	(150,900)	(1)	(1.00)
Package 819 Supplemental Statewide Ending Balance									
Personal Services	\$ (110,341)	\$ 0	\$ 0	\$ 0	\$ 0	\$ 0	(110,341)	0	0.00
Services and Supplies	\$ (362,651)	\$ 0	\$ 0	\$ 0	\$ 0	\$ 0	(362,651)	0	0.00

\*Excludes Capital Construction Expenditures

SB 5516-A  
Page 4



# LEGISLATIVE ACTION

DESCRIPTION	GENERAL FUND	LOTTERY FUNDS	OTHER FUNDS		FEDERAL FUNDS		TOTAL ALL FUNDS	POS	FTE
			LIMITED	NONLIMITED	LIMITED	NONLIMITED			
<u>SCR 400 State Court Facilities Security Account</u>									
Package 086 Eliminate Inflation									
Services and Supplies	\$ 0	\$ 0	(71,242)	\$ 0	\$ 0	\$ 0	(71,242)	0	0.00
Capital Outlay	\$ 0	\$ 0	(206)	\$ 0	\$ 0	\$ 0	(206)	0	0.00
Package 087 Personal Service Adjustment									
Personal Services	\$ 0	\$ 0	(42,314)	\$ 0	\$ 0	\$ 0	(42,314)	0	0.00
<u>SCR 500 eCourt Program</u>									
Package 101 Continue Oregon eCourt Project									
Services and Supplies	\$ 0	\$ 0	(10,304,184)	\$ 0	\$ 0	\$ 0	(10,304,184)	0	0.00
Capital Outlay	\$ 0	\$ 0	(2,700,000)	\$ 0	\$ 0	\$ 0	(2,700,000)	0	0.00
Package 812 Oregon eCourt Program									
Services and Supplies	\$ 2,000,000	\$ 0	\$ 0	\$ 0	\$ 0	\$ 0	2,000,000	0	0.00
<u>SCR 600 Governor's Adjustment</u>									
Package 090 Analyst Adjustments									
Personal Services	\$ 74,717,858	\$ 0	\$ 0	\$ 0	\$ 0	\$ 0	74,717,858	0	0.00
Services and Supplies	\$ 12,839,768	\$ 0	\$ 0	\$ 0	\$ 0	\$ 0	12,839,768	0	0.00
Capital Outlay	\$ 733,815	\$ 0	\$ 0	\$ 0	\$ 0	\$ 0	733,815	0	0.00
TOTAL ADJUSTMENTS	\$ 19,996,383	\$ 0	\$ (17,079,786)	\$ 0	\$ (34,006)	\$ 0	2,882,591	(260)	(215.51)
SUBCOMMITTEE RECOMMENDATION *	\$ 317,211,610	\$ 0	\$ 53,595,688	\$ 0	\$ 850,620	\$ 0	371,657,918	1,878	1,739.20
% Change from 2009-11 Leg Approved Budget	11.8%	0.0%	-33.5%	0.0%	-1.0%	0.0%	1.7%	-0.7%	-5.1%
% Change from 2011-13 Current Service Level	-10.9%	0.0%	14.8%	0.0%	-3.8%	0.0%	-7.9%	-5.2%	-5.7%
% Change from 2011-13 Gov's Recommended Budget	6.7%	0.0%	-24.2%	0.0%	-3.8%	0.0%	0.8%	-12.2%	-11.0%

\*Excludes Capital Construction Expenditures

SB 5516-A  
Page 5

# LEGISLATIVE ACTION

---

## FISCAL IMPACT OF PROPOSED LEGISLATION

Measure: HB 2710-B

Seventy-Sixth Oregon Legislative Assembly – 2011 Regular Session  
Legislative Fiscal Office

---

Prepared by: John Borden  
Reviewed by: Robin LaMonte  
Date: June 24, 2011

---

### Measure Description:

Revises laws relating to court fees.

### Government Unit(s) Affected:

Department of Agriculture, Department of Revenue(DOR), Housing and Community Services Department, Judicial Department; Department of Human Services (DHS); Oregon Health Authority (OHA), Oregon University System (OUS); Legislative Committee Services; Legislative Fiscal Office; and Legislative Revenue Office, and Counties.

### Local Government Mandate:

This bill does not affect local governments' service levels or shared revenues sufficient to trigger Section 15, Article XI of the Oregon Constitution.

## LEGISLATIVE ACTION

---

**Analysis:** The measure continues the current law civil filing fees for three months and extends the temporary civil and criminal fees and assessments under HB 2287 (2009) for three months. Beginning October 1<sup>st</sup>, 2011, the measure establishes a new civil filing fee structure in statute. The new civil filing fee structure is based on fixed dollar amount filing fees, which do not include any add-on charges or surcharges. The new fee amounts will be uniform across all the state courts. The measure has an emergency clause and is effective on passage with operative dates for the new civil filing fee structure.

The measure is estimated to total generate \$85.4 million of court fee revenue during the 2011-13 biennium. This includes revenue from a temporary extension of HB 2287 (2009) for three month and 21 months of the new civil court fee schedule.

The measure removes the temporary HB 2287 (2009) Judicial System Surcharge Account from statute and directs all revenue be deposited into the General Fund.

The measure includes language that it is the intent of the Legislative Assembly to fund entities who have historically received court revenues through the budget process with General Fund appropriations. Legal Aid services, however, will receive an \$11.9 million direct distribution of civil filing fee revenue from a statutory account within the Judicial Department. The Judicial Department will make quarterly revenue distributions from the account for Legal Aid.

The uniform fee schedule includes \$3 for court facilities. These funds will be deposited into an account in the Judicial Department. An advisory committee, including legislators and a county representative, will be established in HB 5056 to assist the Chief Justice to establish expenditure plans for these funds in the 2011-13 biennium.

# LEGISLATIVE ACTION

---

## FISCAL IMPACT OF PROPOSED LEGISLATION

Measure: HB 2710-B

Seventy-Sixth Oregon Legislative Assembly – 2011 Regular Session  
Legislative Fiscal Office

---

Prepared by: John Borden  
Reviewed by: Robin LaMonte  
Date: June 24, 2011

---

### Measure Description:

Revises laws relating to court fees.

### Government Unit(s) Affected:

Department of Agriculture, Department of Revenue(DOR), Housing and Community Services Department, Judicial Department; Department of Human Services (DHS); Oregon Health Authority (OHA), Oregon University System (OUS); Legislative Committee Services; Legislative Fiscal Office; and Legislative Revenue Office, and Counties.

### Local Government Mandate:

This bill does not affect local governments' service levels or shared revenues sufficient to trigger Section 15, Article XI of the Oregon Constitution.

**Analysis:** The measure continues the current law civil filing fees for three months and extends the temporary civil and criminal fees and assessments under HB 2287 (2009) for three months. Beginning October 1<sup>st</sup>, 2011, the measure establishes a new civil filing fee structure in statute. The new civil filing fee structure is based on fixed dollar amount filing fees, which do not include any add-on charges or surcharges. The new fee amounts will be uniform across all the state courts. The measure has an emergency clause and is effective on passage with operative dates for the new civil filing fee structure.

The measure is estimated to total generate \$85.4 million of court fee revenue during the 2011-13 biennium. This includes revenue from a temporary extension of HB 2287 (2009) for three month and 21 months of the new civil court fee schedule.

The measure removes the temporary HB 2287 (2009) Judicial System Surcharge Account from statute and directs all revenue be deposited into the General Fund.

The measure includes language that it is the intent of the Legislative Assembly to fund entities who have historically received court revenues through the budget process with General Fund appropriations. Legal Aid services, however, will receive an \$11.9 million direct distribution of civil filing fee revenue from a statutory account within the Judicial Department. The Judicial Department will make quarterly revenue distributions from the account for Legal Aid.

The uniform fee schedule includes \$3 for court facilities. These funds will be deposited into an account in the Judicial Department. An advisory committee, including legislators and a county representative, will be established in HB 5056 to assist the Chief Justice to establish expenditure plans for these funds in the 2011-13 biennium.

The measure shifts the Collection and Revenue Management Program in the Judicial Department back to the General Fund.

The expenditure impact of the measure is indeterminate. OJD will likely have long-term administrative savings due to the elimination of multiple add-on fees, variable fees, and other fees that require separate fee calculations from receipting staff. OJD will have routine one-time costs associated with updating its information technology infrastructure to reflect the statutory changes in the measure.

# LEGISLATIVE ACTION

---

Department of Agriculture, Department of Revenue, Housing and Community Services Department, Judicial Department, Department of Human Services; Oregon Health Authority; Oregon University System; and would not have a fiscal impact.

The measure also increases the filing fees for small claims actions in Justice Courts, to equalize these fees among the courts in Oregon.

The measure establishes a Joint Committee on State Court Revenue Structure that is to be staffed by the Legislative Committee Services, Legislative Fiscal Office, and Legislative Revenue Office, which are not expected to have a fiscal impact. The Joint Committee will repeal upon the convening of the 2013 Legislature.

# LEGISLATIVE ACTION

---

***Corrected Copy***

76<sup>th</sup> OREGON LEGISLATIVE ASSEMBLY – 2011 Regular Session  
BUDGET REPORT AND MEASURE SUMMARY

MEASURE: HB 2712-C

JOINT COMMITTEE ON WAYS AND MEANS

Carrier – House: Rep. G. Smith

Carrier – Senate: Sen. Nelson

---

**Action:** Do Pass the B-Engrossed Measure with Amendments to Resolve Conflicts and be Printed C-Engrossed

**Vote:** 22 – 2 – 1

House – Yeas: Beyer, Buckley, Cowan, Garrard, Komp, Kotek, McLane, Nathanson, Nolan, Richardson, G. Smith, Whisnant

– Nays: Freeman, Thatcher

– Exc:

Senate – Yeas: Bates, Devlin, Edwards, Girod, Johnson, Monroe, Nelson, Thomsen, Whitsett, Winters

– Nays:

– Exc: Verger

**Prepared By:** John Borden, Legislative Fiscal Office

**Reviewed By:** Robin LaMonte and Doug Wilson Legislative Fiscal Office

**Meeting Date:** June 29, 2011

---

**Agency**

Various Agencies

**Budget Page**

---

**LFO Analysis Page**

---

**Biennium**

2011-13

# LEGISLATIVE ACTION

---

## **Summary of Revenue Changes**

House Bill 2712 updates and simplifies the current statutory revenue and distribution structure related to criminal fines, assessments, and other financial penalties imposed on conviction for felonies, misdemeanors, and violations other than parking infractions. All of the fine amounts are permanent and become effective January 1, 2012. The measure increases judicial discretion on the amount of fine to impose to 50 percent and reduces the violation fines imposed below current law. Judicial discretion in school, construction, and safety corridor zones is increased to 75 percent of the presumptive fine.

The measure temporarily extends for six months the criminal surcharges from House Bill 2287 (2009) for the period July 1, 2011 to January 1, 2012.

The revenue impact estimates include House Bill 2287 (2009) offense surcharges imposed on convictions before June, but received after that date.

The measure also accounts for a July 2011 Department of Revenue distribution from the Judicial System Surcharge Account for revenues received in June 2011.

Local justice, county, and municipal courts will remit \$60 to the state for its portion of the fine amount in lieu of the old Unitary Assessment and county assessment. The current practice of remitting one half of the fine amount, if the violation was cited by a State Police Officer, is retained. Local courts will also remit the local court security assessment and the State Court Facilities Security Account assessment.

Revenue generated in future biennia is expected to decline as the criminal violation surcharges sunset and judicial discretion is exercised.

The revenue generated by all criminal fines and assessments is to be deposited into the Criminal Fines Account, which was formerly entitled the Criminal Fine and Assessment Account.

## **Summary of Subcommittee Action**

House Bill 2712 updates and simplifies the current statutory revenue and distribution structure related to criminal fines, assessments, and other financial penalties imposed on conviction for felonies, misdemeanors, and violations other than parking infractions. The measure does not make any change to current law misdemeanor or felony structure. The introduced version of the measure was the product of the Joint Interim Committee on State Justice System Revenues.

# LEGISLATIVE ACTION

---

The major provisions of the measure are:

- Establishes a presumptive fine thereby eliminating the need for calculation of a foundation amount, base fine amount, and the minimum fine amount;
- Establishes the presumptive fine by statute, applies this fine statewide, and eliminates variability in fine amounts based on the court into which a person is cited;
- Eliminates the unitary assessment and the county assessment by consolidating them into the presumptive fine;
- Provides for judicial discretion to reduce the presumptive fine by up to 50 percent;
- Increases the judicial discretion in school, construction, and safety corridor zones fine to 75 percent of the presumptive fine; and
- Adds \$3 to the uniform presumptive fine amounts for state court facilities and security.

The following table compares the current law violation amounts with those in the measure:

Violation	Presumptive Fine	
	Current Law	HB 2712
Class A Violation	\$472	\$435
Class B Violation	\$287	\$260
Class C Violation	\$190	\$160
Class D Violation	\$142	\$110

This bill does not affect the distribution of fine revenue, which remains the same as current law. The measure eliminates the Unitary Assessment and the county assessment and replaces it with a flat fine amount, a portion of which is to be remitted to the state in lieu of the Unitary Assessment and the county assessment.

#### Allocations from the Criminal Fines Account

Existing entities that receive funds from the Criminal Fines Account are not affected by this bill and will receive a full biennial (24 month) allocation from the Account. The following table displays, by agency and program, the revenues allocated by the Subcommittee from the Criminal Fine Account for a 24 month period:



## LEGISLATIVE ACTION

#	Eligible Entity	ORS	Purpose	Agency/Entity	24-Month Allocation*
1	Department of Public Safety Standards and Training		Criminal justice training and standards operations	Department of Public Safety Standards and Training	\$21,424,867
2	Department of Human Services	409.292(1)(a) to (c)	Domestic Violence Fund	Department of Human Services	\$2,224,675
3	Department of Human Services		Sexual Assault Victims Fund	Department of Human Services	\$533,332
4	Oregon Health Authority	431.623	Emergency Medical Services and Trauma Systems Program	Oregon Health Authority	\$331,824
5	Department of Justice		Criminal Injuries Compensation Account	Department of Justice	\$7,099,827
6	Department of Justice	147.390	Services to Children – Child Abuse Medical Assessments	Department of Justice	\$631,551
	Department of Justice		Child Abuse Multidisciplinary Intervention Account	Department of Justice	\$7,812,599
7	Department of Justice	418.746 to 418.796	Statewide system of regional assessment centers	Department of Justice	\$746,798

# LEGISLATIVE ACTION

The following entities will receive revenue distributions for the first six months of the 2011-13 biennium under the current law. Thereafter, they will receive an 18 month allocation from the Criminal Fines Account. The following table displays, by agency and program, the revenues allocated by the Subcommittee from the Criminal Fine Account for an 18 month period:

#	Eligible Entity	ORS	Purpose	Agency/Entity	18-Month Allocation*
8	State Court Facilities and Security Account	137.309 1.178	State court facilities and security	Oregon Judicial Department	\$2,862,376
9	State Court Facilities and Security Account	1.178	State court facilities	Oregon Judicial Department	\$2,278,919
10	Court Security Program	137.308 1.182	State and local court security account	Oregon Judicial Department	\$4,701,919
11	Alcohol and Drug Abuse Prevention  [includes: Methamphetamine Assessment]	430.345 137.308	813.270; 813.830; 813.840  137.290(2)(B)(b), (c), & (d)	Oregon Health Authority – Diversion program for indigent.	\$42,884
12	Law Enforcement Medical Liability Account	414.815 137.309	Medical treatment for prisoners	Department of Human Services	\$506,244
13	Driving Under the Influence Enforcement	813.095; 153.630	Enforcement of laws concerning driving while under the influence of intoxicants.	Department of State Police	\$190,004
14	Community Corrections	137.309	Jail construction and maintenance	Department of Corrections	\$3,223,179
15	Arrest and Return for Extradition	133.865	Governor’s expenses relating to extradition	Governor’s Office	\$22,500
16	Intoxicated Driver Program	813.270 813.240	Treatment for persons in DUII diversion	Oregon Health Authority	\$4,323,000

\* New Criminal Fines Account entities will receive revenue distributions under current law for the first six-months of the 2011-13 biennium and then a Criminal Fines Account allocation for 18 months of the 2011-13 biennium under HB 2712.

# LEGISLATIVE ACTION

---

Except for the Department of Corrections, the agencies above have sufficient expenditure limitation in their primary budget appropriation bills to expend these revenue allocations. The Department of Corrections may request limitation at a meeting of the Emergency Board or during the 2012 Legislative session.

The Committee approved the following budget note related to revenue generated from \$3 being added to every civil filing fee and criminal fine. The revenue will be allocated from the Criminal Fines Account to the Judicial Department's State Court Facility and Security Account during the 2012 Legislative session.

## **Budget Note**

Legislative leadership will appoint an advisory committee on State Court Facilities. The Advisory Committee will recommend the priorities for the expenditure of funds from the State Court Facility and Security Account for capital improvements to county courthouses.

The Advisory Committee on Court Facilities will consist of two members appointed by the Senate President and two members appointed by the Speaker of the House, two ex-officio members appointed by the Chief Justice of the Oregon Supreme Court and one ex-officio member appointed by the Association of Oregon Counties.

In developing its priorities, the Advisory Committee will consider the recommendations in the "State of Oregon, Oregon Court Facilities Assessment" report issued in September 2008, and other facilities issues reported by the Association of Oregon Counties and the Oregon Judicial Department.

The Advisory Committee also will develop a report that includes a recommendation regarding the funding of 2011-13 biennium State Court facility projects and any matching funds provided by local government. The Committee will submit its recommendations to the Chief Justice and to the 2012 Legislature.

# LEGISLATIVE ACTION

---

76<sup>th</sup> OREGON LEGISLATIVE ASSEMBLY – 2011 Regular Session  
BUDGET REPORT AND MEASURE SUMMARY

MEASURE: SB 5508-A

JOINT COMMITTEE ON WAYS AND MEANS

Carrier – House: Rep. Richardson  
Carrier – Senate: Sen. Devlin

---

**Action:** Do Pass as Amended and as Printed A-Engrossed

**Vote:** 24 – 0 – 1

House – Yeas: Beyer, Buckley, Cowan, Freeman, Garrard, Komp, Kotek, McLane, Nathanson, Nolan, Richardson, G. Smith, Thatcher, Whisnant  
– Nays:  
– Exc:

Senate – Yeas: Bates, Devlin, Edwards, Girod, Johnson, Monroe, Nelson, Thomsen, Whitsett, Winters  
– Nays:  
– Exc: Verger

**Prepared By:** Sheila Baker, Legislative Fiscal Office

**Reviewed By:** Daron Hill, Legislative Fiscal Office

**Meeting Date:** June 29, 2011

---

<u>Agency</u>	<u>Budget Page</u>	<u>LFO Analysis Page</u>	<u>Biennium</u>
Emergency Board	L-1	263	2011-13
Various Agencies			2009-11

# LEGISLATIVE ACTION

## 2011-13 Budget Summary\*

	<u>2009-11 Legislatively Approved Budget</u>	<u>2011-13 Legislatively Adopted Budget</u>	<u>2011-13 Committee Recommendation</u>	<u>Committee Change</u>
<b><u>HUMAN SERVICES PROGRAM AREA</u></b>				
<b><u>Department of Human Services</u></b>				
General Fund	-	-	\$ 2,753,263	\$ 2,753,263
Federal Funds	-	-	\$ 5,077,079	\$ 5,077,079
<b><u>Oregon Health Authority</u></b>				
General Fund	-	-	\$ 600,000	\$ 600,000
Other Funds	-	-	\$ 14,205,000	\$ 14,205,000
Federal Funds	-	-	\$ 23,360,000	\$ 23,360,000
<b><u>JUDICIAL BRANCH</u></b>				
<b><u>Judicial Department</u></b>				
General Fund	-	-	\$ 30,497,095	\$ 30,497,095
General Fund Debt Service	-	-	\$ (486,738)	\$ (486,738)
Other Funds	-	-	\$ (28,627,911)	\$ (28,627,911)
<b><u>LEGISLATIVE BRANCH</u></b>				
<b><u>Legislative Counsel Committee</u></b>				
Other Funds	-	-	\$ (275,000)	\$ (275,000)
<b><u>NATURAL RESOURCES PROGRAM AREA</u></b>				
<b><u>State Department of Agriculture</u></b>				
Lottery Funds	-	-	\$ 543,000	\$ 543,000
<b><u>State Department of Energy</u></b>				
Other Funds	-	-	\$ 500,000	\$ 500,000
<b><u>State Department of Fish and Wildlife</u></b>				
Other Funds Debt Service	-	-	\$ 726,928	\$ 726,928

\*Excludes Capital Construction

# LEGISLATIVE ACTION

---

## 2009-11 Supplemental Appropriations

	<u>2009-11 Legislatively Approved Budget</u>	<u>2009-11 Committee Recommendation</u>	<u>Committee Change</u>
<b><u>Public Utility Commission</u></b>			
Other Funds	-	\$ 10,000	\$ 10,000
<b><u>Oregon University System (Department of Higher Education)</u></b>			
Federal Funds	-	\$ 3,550	\$ 3,550
<b><u>Judicial Department</u></b>			
General Fund	-	\$ 499,999	\$ 499,999
<b><u>Public Defense Services Commission</u></b>			
General Fund	-	\$ 802,570	\$ 802,570
<b><u>Oregon Watershed Enhancement Board</u></b>			
Federal Funds	-	\$ 800,000	\$ 800,000
<b><u>Department of Transportation</u></b>			
Lottery Funds Debt Service	-	\$ 2	\$ 2

# LEGISLATIVE ACTION

---

## JUDICIAL BRANCH

### Judicial Department

The Subcommittee approved adjustments to the budget for the Judicial Department as follows:

SB 5508-A  
Page 14 of 19

- House Bill 2710 transfers funding of the Collection and Revenue Management Program from Other Funds back to the General Fund. This results in a \$28.2 million Other Funds expenditure limitation reduction, with General Fund appropriations of \$9.3 million for third party debt collection fees and \$18.9 million for Personal Service and services and supplies costs. This action does not result in any change to the Department's positions or FTE.
- A General Fund appropriation of \$2 million for Trial and Appellate level operations costs.
- General Fund appropriations for payments to the Oregon Law Commission (\$223,000) and the Council on Court Procedures (\$52,000).
- An Other Funds reduction of \$405,816 for the costs of issuance for Oregon eCourt Program Article XI-Q bonds. The Department's budget will retain \$100,000 for the \$6 million of Article XI-Q bonds approved in House Bill 5005.
- A General Fund Debt Service reduction of \$486,738, which reflects a lower Article XI-Q bond issuance for the Oregon eCourt Program than was assumed in the Governor's recommended budget.

# LEGISLATIVE ACTION

## SENATE BILL 5508-A ATTACHMENT A: 2011-13 Agency Adjustments

Agency Name	Appropriation Description	Bill Number	Section/ Sub	Fund	General Fund	Lottery Funds	Other Funds	Federal Funds
OREGON HEALTH AUTHORITY	Debt Service	SB 5529	02-04	OF	-	-	(7,053,790)	-
OREGON HEALTH AUTHORITY	Programs	SB 5529	04-01	FF	-	-	-	(412,885)
OREGON HEALTH AUTHORITY	Central Services	SB 5529	04-02	FF	-	-	-	57,432
<b>JUDICIAL BRANCH</b>								
JUDICIAL FIT OR DISABILITY COM	Operations	SB 5517	01-01	GF	(45)	-	-	-
JUDICIAL DEPARTMENT	Operations	SB 5516	01-02	GF	(136,824)	-	-	-
JUDICIAL DEPARTMENT	Mandated payments	SB 5516	01-03	GF	(272)	-	-	-
JUDICIAL DEPARTMENT	Debt Service	SB 5516	01-05	GF	(2,790,843)	-	-	-
JUDICIAL DEPARTMENT	Operations	SB 5516	02-01	OF	-	-	(801)	-
JUDICIAL DEPARTMENT	Operations	SB 5516	04	FF	-	-	-	(7)
PUBLIC DEFENSE SERVICES	Appellate Division	SB 5540	01-01	GF	(12,289)	-	-	-
PUBLIC DEFENSE SERVICES	Contract and Business Services Division	SB 5540	01-03	GF	(3,410)	-	-	-



# LEGISLATIVE ACTION

---

76<sup>th</sup> OREGON LEGISLATIVE ASSEMBLY – 2011 Regular Session  
BUDGET REPORT AND MEASURE SUMMARY

MEASURE: HB 5056-A

Carrier – House: Rep. Olson

Carrier – Senate: Sen. Winters

---

JOINT COMMITTEE ON WAYS AND MEANS

**Action:** Do Pass as Amended and as Printed A-Engrossed

**Vote:** 21 – 4 – 0

House – Yeas: Beyer, Buckley, Cowan, Garrard, Komp, Kotek, McLane, Nathanson, Nolan, Richardson, G. Smith, Whisnant

– Nays: Freeman, Thatcher

– Exc:

Senate – Yeas: Bates, Devlin, Edwards, Johnson, Monroe, Nelson, Thomsen, Verger, Winters

– Nays: Girod, Whitsett

– Exc:

**Prepared By:** Linda Gilbert, Department of Administrative Services

**Reviewed By:** John Borden and Robin LaMonte, Legislative Fiscal Office

**Meeting Date:** June 27, 2011

---

**Agency**

Various agencies

**Budget Page**

--

**LFO Analysis Page**

--

**Biennium**

2011-13

# LEGISLATIVE ACTION

---

## Budget Summary\*

	2009-11	2011-13	2011-13	2011-13	Committee Change from	
	Legislatively Approved Budget (1)	Current Service Level	Governor's Budget	Committee Recommendation	\$ Change	% Change
<u>Judicial Department</u>						
General Fund				\$ 14,940,000	+14,940,000	
<u>Housing and Community Services Department</u>						
General Fund				470,000	+470,000	
<u>Oregon University System</u>						
General Fund				330,000	+330,000	
<u>Department of Agriculture</u>						
General Fund				150,000	+150,000	
<u>Department of Human Services</u>						
General Fund				30,000	+30,000	
Total Funds				\$ 15,920,000	+15,920,000	

## Summary of Revenue Changes

This measure appropriates General Fund that is generated from civil filing fee revenues under House Bill 2710.

## Summary of Capital Construction Subcommittee Action

House Bill 5056 appropriates \$15,920,000 of General Fund for eligible entities identified in House Bill 2710 for the 2011-13 biennium:

- \$7.4 million to the Oregon Judicial Department for County Law Libraries;
- \$7.4 million to the Oregon Judicial Department Conciliation and Mediation Services;
- \$140,000 to the Oregon Judicial Department for Appellate Mediation services;
- \$470,000 to the Housing and Community Services Department for the Low Income Rental Housing Fund;
- \$330,000 to the Oregon University System for Domestic Violence Legal Education;
- \$150,000 to the Department of Agriculture for agricultural mediation; and
- \$30,000 to the Department of Human Services Children's Ombudsman program.

# LEGISLATIVE ACTION

---

76<sup>th</sup> OREGON LEGISLATIVE ASSEMBLY – 2012 Session  
BUDGET REPORT AND MEASURE SUMMARY

MEASURE: SB 5701-A

JOINT COMMITTEE ON WAYS AND MEANS

Carrier – House: Rep. Richardson

Carrier – Senate: Sen. Devlin

---

**Action:** Do Pass as Amended and as Printed A-Engrossed

**Vote:** 24 – 0 – 1

House – Yeas: Beyer, Buckley, Cowan, Freeman, Garrard, Komp, McLane, Nathanson, Nolan, Read, Richardson, G. Smith, Thatcher, Whisnant

– Nays:

– Exc:

Senate – Yeas: Bates, Devlin, Girod, Johnson, Monroe, Nelson, Thomsen, Verger, Whitsett, Winters

– Nays:

– Exc: Edwards

**Prepared By:** Linda Ames, Laurie Byerly, Doug Wilson  
Legislative Fiscal Office

**Reviewed By:** Sheila Baker, Legislative Fiscal Office

**Meeting Date:** March 5, 2012

---

<u>Agency</u>	<u>Budget Page</u>	<u>LFO Analysis Page</u>	<u>Biennium</u>
Various Agencies Emergency Board	---	---	2011-13

# LEGISLATIVE ACTION

* Excludes Capital Construction	2011-13 Legislatively Adopted Budget	2012 Session Legislatively Approved Budget	Legislative Adjustments (difference between 2012 and 2011-13)	Percentage Change from Legislatively Adopted Budget
<b><u>Office of the Governor</u></b>				
General Fund	\$ 13,339,757	\$ 13,607,119	\$ 267,362	2.00%
Other Funds	2,740,911	2,740,912	1	0.00%
<b><u>State Library</u></b>				
General Fund	\$ 2,868,303	\$ 2,848,417	\$ -19,886	-0.69%
<b><u>Oregon Liquor Control Commission</u></b>				
Other Funds	\$ 133,668,473	\$ 134,176,446	\$ 507,973	0.38%
<b><u>Public Employees Retirement System</u></b>				
Other Funds	\$ 78,010,820	\$ 77,260,820	\$ -750,000	-0.96%
<b><u>Department of Revenue</u></b>				
General Fund	\$ 146,373,434	\$ 145,198,243	\$ -1,175,191	-0.80%
<b><u>Secretary of State</u></b>				
General Fund	\$ 12,040,291	\$ 11,906,971	\$ -133,320	-1.11%
<b><u>State Treasurer</u></b>				
Other Funds	\$ 34,998,684	\$ 35,248,684	\$ 250,000	0.71%
<b><u>Judicial Branch Program Area</u></b>				
<b><u>Judicial Department</u></b>				
General Fund	\$ 342,262,371	\$ 346,366,819	\$ 4,104,448	1.20%
General Fund Debt Service	16,971,657	20,257,855	3,286,198	19.36%
Other Funds	24,966,976	55,747,370	30,780,394	123.28%
Other Funds Capital Improvement	0	97,460	97,460	-
<b><u>Commission on Judicial Fitness and Disability</u></b>				
General Fund	\$ 183,353	\$ 176,934	\$ -6,419	-3.50%

# LEGISLATIVE ACTION

---

## Judicial Branch

### Judicial Department

Senate Bill 5701 appropriates an additional \$7.4 million General Fund to the Oregon Judicial Department (OJD), partially offsetting the reduction made in the 2011-13 legislatively adopted budget for the supplemental ending balance. The bill also adds \$30.9 million in Other Funds expenditure limitation.

Funding was restored for constitutionally and legally mandated programs, including \$1.9 million for judicial compensation, \$472,922 for jury services, and \$345,207 for Oregon eCourt Program Debt Service. Court Operations, which includes the circuit and appellate courts and administration, are being held to their 2011-13 legislatively adopted budget, which includes \$2 million for Trial and Appellate Courts that was added at the end of the 2011 session. The Chief Justice has total flexibility to move funds and positions within the Operating Programs budget in order to keep the state's unified court system operating. A \$1.1 million General Fund special purpose appropriation to the Emergency Board is included in the bill in the event that the Department requires additional funding for court operations.

The bill includes \$2.4 million General Fund to fund revenue collection activities through the Department of Revenue and the private collection agencies.

### BUDGET NOTE

The Oregon Judicial Department is requested to report to the Legislative Fiscal Office on a quarterly basis on the Department's overall revenue activities, including the cost of collection, amounts collected, and collection rates.

The Department's Special Payments were reduced as these payments were not previously subject to the reduction for the supplemental ending balance. County Law Libraries were reduced by \$259,000 General Fund and Conciliation and Mediation Services were reduced by \$259,000 General Fund.

An additional \$2.9 million in General Fund Debt Service was approved for the Oregon eCourt Program to support \$13.7 million in new bonding authority provided for in House Bill 5201. The operations and maintenance appropriation for the Oregon eCourt Program was reduced by \$93,643 General Fund. This action was submitted as part of the Department's reduction plan and is not expected to impact the current roll-out of the program.

The Other Funds expenditure limitation for the Oregon eCourt Program was increased by a total of \$23.4 million, for the following items:

- \$13.7 million in new bonding authority in House Bill 5201;
- \$6 million for previously authorized bonding authority (Senate Bill 5505, 2011);

# LEGISLATIVE ACTION

---

- \$3.5 million for an available cash balance from previously issued debt; and
- \$134,116 for a fingerprint grant from the Oregon State Police.

The following budget notes were adopted relating to the Oregon eCourt Program.

## **BUDGET NOTE**

The Judicial Department is requested to work with the Legislative Fiscal Office to prepare a revised schedule for completing the deliverables that were defined in the Agreement between the Chief Justice and the Co-Chairs of the Joint Committee on Ways and Means in the SB 5516 (2011) budget report. The Judicial Department and the Legislative Fiscal Office are also requested to establish a regular meeting schedule to review the deliverables and the status of Oregon eCourt. The parties will report to the Chief Justice and the Co-Chairs of the Joint Committee on Ways and Means periodically on the status of the deliverables and the Oregon eCourt program. The Judicial Department will also report as requested to the Joint Committee on Legislative Audits and Technology on the deliverables and the status of the Oregon eCourt program.

## **BUDGET NOTE**

The Oregon Judicial Department (OJD) is requested to develop, by no later than April 1, 2012, a detailed implementation and evaluation plan to manage the pilot court and early adopter court Oregon eCourt implementations. For each trial court, the plan must include a clear definition of the implementation goals & objectives, processes, timelines, and costs; success evaluation criteria and measures for proving successful execution of each plan; and a plan to incorporate the lessons learned after each trial court implementation into subsequent implementations. If OJD determines that the implementation goals & objectives, schedule, or costs should be revised or rebaselined, OJD must immediately provide documentation of any adjustment to the Legislative Fiscal Office (LFO) so that the impact can be calibrated to the affected trial court implementation plan.

LFO will work with OJD to evaluate the success of each pilot and early adopter implementation against the plan. Factors that will be considered will be agreed upon by LFO and OJD and will be documented in each trial court implementation plan. The plan for the initial trial court will specifically include an initial evaluation of the usability of the Odyssey product. Each of the subsequent four early adopter implementations will further test the scalability of the product, and additional components of Oregon eCourt that may have been added; the configurations that have been established; the business functions that have been integrated with the Odyssey product; the system interfaces; and the data conversion plan and implementation.

LFO will request that OJD report after the pilot court and each early adopter implementation on its implementation including a post implementation review of outcomes, success measures and costs, and the lessons learned analysis. OJD should provide recommendations based on these reviews for the next early adopter court. Once all four of the first early

## LEGISLATIVE ACTION

---

adopters are completed, OJD should conduct a major review to verify that the product(s) and all the methods involved in the implementation for the first five pilot and early adopter courts are sufficient for a successful implementation in Multnomah County. Because Multnomah County is being implemented via a ‘by case-type’ methodology, rather than all case types at once, like the first five trial courts, OJD should provide a Multnomah County-specific implementation and evaluation plan to guide the Oregon eCourt product(s) implementation. Upon completion of this implementation, LFO and OJD will review the Multnomah County implementation against the detailed implementation plan and the OJD assessment to evaluate the success of this implementation. This review will provide the basis for determining readiness of OJD and the contractor for implementing Oregon eCourt in the remaining trial courts.

Other Funds expenditure limitation of \$1.7 million was established for the new and existing Specialty Court grants, which the Department reports will offset the impact of recent General Fund reductions. The Committee also approved a one-time 13.46 FTE increase for the Specialty Courts. The \$1.7 million Other Funds expenditure limitation and 13.46 FTE increase are one-time only, and do not carry forward for the 2013-15 budget.

The Department’s Other Funds expenditure limitation was increased by a total of \$5.5 million for the following purposes:

- \$4.7 million for the State Court Facilities and Security Account for Special Payment transfers to local court security accounts.
- \$670,203 in for new and existing grants for pre-trial release programs and the Citizen Review Board.
- \$226,592 for Debt Service Other Funds expenditure limitation to support the issuance costs of an additional \$13.7 million in bonding.
- \$97,460 Other Funds Capital Improvement for emergency repairs to the Supreme Court Building.
- \$77,860 for a Special Payment to Tri-County Metropolitan Transportation District of Oregon (TRIMET).

This \$5.5 million increase in Other Funds expenditure limitation is a one-time increase and does not carry forward for the 2013-15 budget.

# LEGISLATIVE ACTION

**REVENUE IMPACT OF  
PROPOSED LEGISLATION  
Seventy-Sixth Oregon Legislative  
Assembly  
2012 Regular Session  
Legislative Revenue Office**

Bill Number: SB 1579 - A  
Revenue Area: State Finance  
Economist: Paul Warner  
Date: 3-5-12

**Measure Description:**

Implements statutory changes to support legislatively approved budget. This bill works in conjunction with SB 5701 to make adjustments to the 2011-13 budget. SB 1579A contains a series of fund shifts from Other Fund accounts to the General Fund. The bill also extends the sunset for the Small School District Supplemental Fund for one year, allows Judicial and Legislative Departments to retain reversions from the 2009-11 budget, shifts resources among Other Fund accounts and clarifies application of budget related statutes.

**Revenue Impact (in \$Millions):**

Transfers to General Fund From:	2011-13 Revenue Impact (in millions)
Criminal Injuries Compensation Fund	\$56.2
DAS Insurance Fund	13.3
Supplemental Employment Department Admin Fund	9.0
State Court Facilities and Security Account	6.6
DOJ Protection & Education Revolving Account	4.0
Business Development Department Building Opportunities for Small Business Today Account	3.7
Tax Amnesty Account	3.0
DEQ—Motor Vehicle Pollution Account	3.0
Tobacco Use Reduction Account	1.5
Employment Department Special Admin Fund	1.1
Secretary of State Operating Account	1.1
<b>Total Transfer to General Fund</b>	<b>\$102.4</b>

**Impact Explanation:**

General Fund resources for the 2011-13 biennium are increased by \$102.4 million as a result of these fund shifts. The above listed Other Fund accounts are reduced by the corresponding amount.

Extending the sunset on the Small School District Supplement Fund from July 1, 2012 to July 1, 2013 reduces State School Fund revenue flowing through the school distribution formula by \$2.5 million for the 2012-13 fiscal year. However, this reduction is offset by an additional \$2.5 million State School Fund appropriation in SB 5701. SB 5701 increases the State School Fund appropriation to \$2.845 billion for the 2012-13 school year.

Allowing the Judicial and Legislative Departments to retain reversions from the prior biennium increases General Fund resources available to these departments for the 2011-13 biennium by \$2.5 million. Under current law, these resources would flow through to the General Fund ending balance and into the Oregon Rainy Day Fund.



# LEGISLATIVE ACTION

---

Section 53 SB 1579 related to funds contained in State Court Facilities and Security Account

## JUDICIAL DEPARTMENT

**SECTION 53.** Notwithstanding ORS 1.178 and 31.735, the amount of \$6,552,125 is transferred from the State Court Facilities and Security Account to the General Fund for general governmental purposes.

# LEGISLATIVE ACTION

---

## Section 19 HB 4167 related to special payment to TRIMET

**SECTION 19.** (1) Section 18 of this 2012 Act becomes operative on April 1, 2012.

(2) Section 18 of this 2012 Act applies to all violations of ordinances enacted by the district board of a mass transit district that occur on or after January 1, 2012.

(3) Notwithstanding ORS 137.300, there is allocated \$77,860 to the Judicial Department from the Criminal Fine Account, for the purpose of reimbursing the Tri-County Metropolitan Transportation District of Oregon for amounts that were collected in circuit courts between January 1, 2012, and April 1, 2012, for violations of ordinances and that were not distributed as provided under section 18 of this 2012 Act. The department shall transfer the amounts to the district as soon as possible after the effective date of this 2012 Act.

### CAPTIONS

**SECTION 20.** The unit captions used in this 2012 Act are provided only for the convenience of the reader and do not become part of the statutory law of this state or express any legislative intent in the enactment of this 2012 Act.

### EMERGENCY CLAUSE

Enrolled House Bill 4167 (HB 4167-A)

Page 8

# LEGISLATIVE ACTION

---

## *Emergency Board Actions*

### **Emergency Board Meeting – May 2012**

OJD submitted a request for release of a Special Purpose Appropriation (SPA) and supplemental funding to restore limited critical staffing to circuit courts. The funds were to be targeted specifically to bring all circuit courts to resource levels to:

1. Ensure a 72-hour maximum for timely entry of court orders and documentation for enforcement of legal rights and judgments
2. Ensure a 24-hour maximum for timely entry of recall of arrest warrant notifications
3. Support a minimum of 7 hours of daily public counter and telephone access to court services on a statewide basis at primary court locations

Actions of the Emergency Board released the \$1,084, 432 SPA for use in staffing increases for Multnomah County Courthouse.

# LEGISLATIVE ACTION

---

## Oregon Legislative Emergency Board Certificate

May 23, 2012

Pursuant to the provisions of ORS 291.328, and acting under the authority of ORS 276.309, 291.326(1)(a), (b), (c), and (d); ORS 291.371; and ORS 291.375; this hereby certifies that the Emergency Board, meeting on May 23, 2012, took the following actions:

**1. Secretary of State**

Allocated \$593,497 from the Emergency Fund established by section 1, chapter 600, Oregon Laws 2011..... \$ 593,497  
to supplement the appropriation made to the Secretary of State, by section 1(2), chapter 411, Oregon Laws 2011, Elections Division, for costs associated with the Special Primary Election and the Special General Election held to fill a vacancy in the 1st Congressional District.

**2. Judicial Department**

Allocated \$1,084,432 from the special purpose appropriation made to the Emergency Board by section 17(1), chapter 110, Oregon Laws 2012..... \$ 1,084,432  
to supplement the appropriation made to the Judicial Department by section 1(2), chapter 634, Oregon Laws 2011, Operations, for court operations.

# LEGISLATIVE ACTION

---

## **Emergency Board Meeting – September 2012**

OJD submitted a request for additional Federal Funds Limitation associated with the Juvenile Court Improvement Program for Fiscal Year 2013. Funding for this program is provided through the U.S. Department of Health & Human Services as a part of the Court Improvement Program (CIP). OJD had received confirmation of funding for CY2012, and was seeking \$452,400 in additional limitation to continue program activities.

Actions of the Emergency Board increased Federal Funds Limitation by \$452,400.

## Oregon Legislative Emergency Board Certificate

September 14, 2012

Pursuant to the provisions of ORS 291.328, and acting under the authority of ORS 286A.160(3); 291.326(1)(a), (b), (c), and (d); 291.371; and 291.375; this hereby certifies that the Emergency Board, meeting on September 14, 2012, took the following actions:

### **1. Judicial Department**

Increased the Federal Funds expenditure limitation established for the Judicial Department by section 4, chapter 634, Oregon Laws 2011, by \$452,400 for the Oregon Juvenile Court Improvement Program.

# LEGISLATIVE ACTION

---

## *Budget Notes and Legislative Report Requests*

### Senate Bill 5516 (2011 Legislative Session)

#### **Budget Note #1:**

The Co-Chairs of Ways and Means and the Chief Justice of the Oregon Supreme Court have entered into an agreement on June 16, 2011 regarding the action that their respective staffs will take to address legislative concerns about the implementation of the Oregon eCourt Program and to form a basis for consideration for future funding for the Program in the 2012 Legislative Session. This agreement and the detail of the Oregon eCourt Program deliverables are attached as an addendum to this budget report.

#### **Budget Note #2:**

The Judicial Department has been provided \$3 million of Other Funds expenditure limitation related to a bond sale in the Fall of 2011. The Legislature does not authorize the Department to expend these funds until the Chief Justice and Co-Chairs' agreement on a remediation plan has been completed and submitted to the 2012 Legislature.

#### **Budget Note #3:**

The Judicial Department is to report to the 2012 Legislature on the expenditure of all General Fund dollars budgeted and/or expended on the Oregon eCourt Program, including the additional \$2 million General Fund appropriation for operations and maintenance.

**Status:** OJD continues to meet regularly with the Legislative Fiscal Office and address the issues in the June 16, 2011, agreement. OJD has submitted reports on all items except for a required audit, and procurement of services for the audit is underway. The OF limitation held back at the beginning of the biennium was reallocated to OJD in the 2012 Session. Monthly reports are provided to the Legislative Fiscal Office detailing all Oregon eCourt expenditures, both OF and GF, covering project and program operations costs.

# LEGISLATIVE ACTION

---

## House Bill 2712 (2011 Legislative Session)

### Budget Note

Legislative leadership will appoint an advisory committee on State Court Facilities. The Advisory Committee will recommend the priorities for the expenditure of funds from the State Court Facility and Security Account for capital improvements to county courthouses.

The Advisory Committee on Court Facilities will consist of two members appointed by the Senate President and two members appointed by the Speaker of the House, two ex-officio members appointed by the Chief Justice of the Oregon Supreme Court and one ex-officio member appointed by the Association of Oregon Counties.

In developing its priorities, the Advisory Committee will consider the recommendations in the “State of Oregon, Oregon Court Facilities Assessment” report issued in September 2008, and other facilities issues reported by the Association of Oregon Counties and the Oregon Judicial Department.

The Advisory Committee also will develop a report that includes a recommendation regarding the funding of 2011-13 biennium State Court facility projects and any matching funds provided by local government. The Committee will submit its recommendations to the Chief Justice and to the 2012 Legislature.

**Status:** Advisory Committee meetings were held on October 17, 2011, and January 20, 2012. Since funding for capital improvements was swept during the 2012 Legislative Session in SB 1579, no spending took place during the 2011-13 biennium in this area. The Chief Justice has recommended capital improvement projects for state court facilities for the 2013-15 biennium, consistent with 24-month funding levels based on Criminal Fine Account allocations contained in HB 2712.

# LEGISLATIVE ACTION

---

## Senate Bill 5701 (2012 Legislative Session)

### Judicial Branch Program Area

#### Judicial Department #1

The Oregon Judicial Department is requested to report to the Legislative Fiscal Office on a quarterly basis on the Department's overall revenue activities, including the cost of collection, amounts collected, and collection rates.

**Status:** OJD has submitted reports to the Legislative Fiscal Office on the following dates (see Special Reports section, [Quarterly Progress Reports on Third-Party Collections](#), page 501):

- July 25, 2012 – submitted for time period 7/1/11 through 3/31/12
- September 19, 2012 – submitted for time period 4/1/12 through 6/30/12
- November 26, 2012 – submitted for time period 7/1/12 through 9/30/12

OJD will continue to submit reports for the 2011-13 biennium on a quarterly basis.



# LEGISLATIVE ACTION

---

## Judicial Department #2

The Judicial Department is requested to work with the Legislative Fiscal Office to prepare a revised schedule for completing the deliverables that were defined in the Agreement between the Chief Justice and the Co-Chairs of the Joint Committee on Ways and Means in the SB 5516 (2011) budget report. The Judicial Department and the Legislative Fiscal Office are also requested to establish a regular meeting schedule to review the deliverables and the status of Oregon eCourt. The parties will report to the Chief Justice and the Co-Chairs of the Joint Committee on Ways and Means periodically on the status of the deliverables and the Oregon eCourt program. The Judicial Department will also report as requested to the Joint Committee on Legislative Audits and Technology on the deliverables and the status of the Oregon eCourt program.

## Judicial Department #3

The Oregon Judicial Department (OJD) is requested to develop, by no later than April 1, 2012, a detailed implementation and evaluation plan to manage the pilot court and early adopter court Oregon eCourt implementations. For each trial court, the plan must include a clear definition of the implementation goals & objectives, processes, timelines, and costs; success evaluation criteria and measures for proving successful execution of each plan; and a plan to incorporate the lessons learned after each trial court implementation into subsequent implementations. If OJD determines that the implementation goals & objectives, schedule, or costs should be revised or rebaselined, OJD must immediately provide documentation of any adjustment to the Legislative Fiscal Office (LFO) so that the impact can be calibrated to the affected trial court implementation plan.

LFO will work with OJD to evaluate the success of each pilot and early adopter implementation against the plan. Factors that will be considered will be agreed upon by LFO and OJD and will be documented in each trial court implementation plan. The plan for the initial trial court will specifically include an initial evaluation of the usability of the Odyssey product. Each of the subsequent four early adopter implementations will further test the scalability of the product, and additional components of Oregon eCourt that may have been added; the configurations that have been established; the business functions that have been integrated with the Odyssey product; the system interfaces; and the data conversion plan and implementation.

LFO will request that OJD report after the pilot court and each early adopter implementation on its implementation including a post implementation review of outcomes, success measures and costs, and the lessons learned analysis. OJD should provide recommendations based on these reviews for the next early adopter court. Once all four of the first early adopters are completed, OJD should conduct a major review to verify that the product(s) and all the methods involved in the implementation for the first five pilot and early adopter courts are sufficient for a successful implementation in Multnomah County. Because Multnomah County is being implemented via a 'by case-type' methodology, rather than all case types at once, like the first five trial courts, OJD should provide a Multnomah County-specific implementation and evaluation plan to guide the Oregon eCourt product(s) implementation. Upon completion of this implementation, LFO and OJD will review the Multnomah County implementation against the detailed implementation plan and the OJD assessment to evaluate the success of this implementation. This review will provide the basis for determining readiness of OJD and the contractor for implementing Oregon eCourt in the remaining trial courts.

## LEGISLATIVE ACTION

---

**Status:** OJD continues to meet regularly with the Legislative Fiscal Office and address the issues in the June 16, 2011, agreement. The progress on these issues is a regular agenda item for both the Joint Legislative Committee for Audits and Information Management Technology and the Joint Committee on Ways and Means. The implementation and evaluation plan was submitted to, and accepted by, the Legislative Fiscal Office by the due date. OJD staff meets regularly with the Legislative Fiscal Office to discuss implementation activities related to the pilot court and early adopter courts.

# DEPARTMENT SUMMARY

---

## Department Summary

### Judicial Branch Mission Statement

*As a separate and independent branch of government, we provide fair and accessible justice services that protect the rights of individuals, preserve community welfare, and inspire public confidence.*

#### **Mission**

The judicial branch is a separate and coequal branch of state government. The core function of the judicial branch is adjudication. The Chief Justice of the Oregon Supreme Court is the administrative head of the unified state court system and the state judicial branch and submits the budget request to the Legislature. The Chief Justice's Recommended Budget requests resources to address the current operational needs of the state court system and the funding priorities established by the Chief Justice for the Oregon Judicial Department for the 2013-15 biennium.

Each branch of government in a democratic society has a vital role to play. The judicial branch plays a unique and pivotal role in the political, cultural, social, and economic life of the nation. Oregonians can be proud of their state courts, which every day strive to meet our constitutional obligations to provide impartial justice completely and without delay, while being open and accessible to all Oregonians.

Whether it is protecting individual rights, sentencing a person convicted of a crime, helping victims of domestic violence or abuse, resolving child custody or other family disputes, enforcing the rules of the marketplace among businesses and consumers, or ensuring that government acts within its legal authority, Oregon's elected judges in the Supreme Court, Court of Appeals, Tax Court and in the circuit courts across the state – and the professional court staff that assist them – work hard every day to provide justice efficiently, fairly, and promptly.

A mission statement for the branch was first created as part of a visioning project begun in 1992 by then Chief Justice Wallace P. Carson, Jr., with the purpose of creating a long-range blueprint based on core institutional values that identified goals and strategic initiatives for the Oregon Judicial Department. The vision project, then known as "Justice 2020: The New Oregon Trail," and its successor documents have influenced and guided planning, budgeting, and direction for the court system ever since. While the opportunities, challenges, and priorities have changed over the years, the underlying guiding values and vision goals have remained constant and have continued to shape our present and future budgets.

# DEPARTMENT SUMMARY

---

The underlying guiding values and vision goals for the Oregon judicial branch are as follows:

1. **Access:** To ensure access to court services for all people
2. **Administration:** To make courts work for people
3. **Dispute Resolution:** To help people choose the best way to resolve their disputes
4. **Partnerships:** To build strong partnerships with local communities to promote public safety and quality of life
5. **Trust and Confidence:** To earn the public's enduring trust and confidence

## Structure

The Chief Justice of the Oregon Supreme Court is the administrative head of the Oregon judicial branch and of the unified state court system, known in statute as “the Oregon Judicial Department” (OJD). On May 1, 2012, the Honorable Thomas A. Balmer was sworn in as 43<sup>rd</sup> Chief Justice of the Oregon Supreme Court. The Chief Justice supervises the state court system, makes rules and issues orders to carry out the duties of the office, and appoints the Chief Judge of the Court of Appeals and the presiding judges of the circuit courts. The Chief Justice approves and submits the statewide fiscal plan and budget for all state courts.

The Oregon Constitution and Oregon statutes define the state court system's organizational structure and its obligations. In statute, the unified “state court system” entity is called the “Oregon Judicial Department (OJD).” It includes the Oregon Supreme Court, the Court of Appeals, the Tax Court, and 36 circuit courts statewide, organized into 27 judicial districts. It also includes the Office of the State Court Administrator. The State Court Administrator (SCA), appointed by the Chief Justice, is the state court system's chief operating officer. This position, established by statute, supports and assists the Chief Justice in exercising administrative authority and supervision over the trial and appellate courts of this state as well as provides the day-to-day central infrastructure services to the state court system and manages its mandatory state programs.

By statute, the Chief Justice may delegate additional administrative responsibilities, respectively, to the presiding judges of the appellate court, Tax Court, and judicial districts, the latter group whom by statute oversee the operations of the local circuit courts statewide. The Chief Justice appoints a presiding judge for each judicial district, the Tax Court, and the Court of Appeals for a two-year term, which can be renewed. A trial court administrator (TCA) is hired by the presiding judge to assist in managing day-to-day local court administrative operations.

# DEPARTMENT SUMMARY

---

## Constitutional and Statutory Authority

Judicial branch authority is established by the Oregon Constitution, primarily Article VII (amended) and Article VII (original). The authority covers all actions brought before a court under the Oregon Constitution and under the laws of this state. Courts must respond or interpret mandates contained in the Federal and Oregon Constitutions and set of Oregon Revised Statutes (ORS).

Circuit courts are required by statute to have locations in all 36 counties in the county seat of government. Some are required by statute to hold court at multiple court locations in the county. Statute sets the number of judicial positions and their locations. Court jurisdiction (case type and eligibility), deadlines, priorities, procedures, and process requirements are determined by statute.

The general organization, jurisdiction, and operation of OJD; appellate, tax, and trial court operations; and Office of the State Court Administrator (OSCA) are set out mainly in the following chapters of the ORS, with the relevant topic(s) noted:

- Chapter 1 – Courts and Judicial Officers Generally
- Chapter 2 and 19 – Supreme Court; Court of Appeals
- Chapter 3 – Circuit Courts Generally
- Chapter 7 and 21 – Records and Files of Courts; Fees Generally
- Chapter 8 – Court Officers
- Chapters 10 and 132 – Juries
- Chapter 14 – Jurisdiction; Venue
- Chapter 36 – Court Mediation and Arbitration Programs
- Chapter 45 – Interpreters
- Chapter 46 – Small Claims Departments
- Chapter 105 – Property Right Actions; Forcible Entry and Detainers (FEDs)
- Chapter 107 – Marital Dissolution; Family Abuse Prevention
- Chapter 115 – Claims; Actions and Suits
- Chapter 124 – Protective Proceedings; Abuse of Elderly, Disabled and Incapacitated
- Chapter 125 – Protective Proceedings; Guardianships and Conservatorships

# DEPARTMENT SUMMARY

---

- Chapters 131-167 – Procedures in Criminal Matters; Sentencing; Appeals; Post-conviction
- Chapter 151 – State Indigent Verification
- Chapter 153 – Violations and Traffic Offenses
- Chapter 305 – Oregon Tax Court; Tax Magistrates Division
- Chapter 419 – Juvenile Courts and Citizen Review Board Program

## **Standing Committees**

The Chief Justice also uses several standing committees of the Judicial Conference and OJD, as well as the presiding judges, to make recommendations to him on a variety of issues. The list below identifies a few of the current committees:

- Oregon Judicial Conference (statutory)
- Uniform Trial Court Rules Committee
- Oregon eCourt Steering Committee
- Judicial Education and Staff Education Advisory Committees
- Statewide Family Law Advisory Committee (SFLAC)
- State Security and Emergency Preparedness Advisory Committee (SEPAC)
- Court Reengineering and Efficiencies Workgroup (CREW)
- Judicial Conduct Committee

## ***Program Descriptions***

**Administration:** The Chief Justice is responsible for the administration of the unified state-funded court system in the judicial branch of government. This program area covers the administration infrastructure and central state entity costs. The State Court Administrator (SCA) serves under the direction of the Chief Justice and manages the Office of the State Court Administrator (OSCA) and the central administrative infrastructure and state programs of the court system. ORS chapter 8 establishes and defines the primary duties of the SCA. In this capacity, the SCA supervises administration of OJD’s central business and infrastructure services for the court system such as budget, accounting, procurement, human resources, legal, audit, education and outreach, *pro tempore* services, information technology infrastructure, and the Oregon eCourt program. In addition, the SCA has responsibility for administrative management of the Appellate Court Records Section, State

## DEPARTMENT SUMMARY

---

of Oregon Law Library, OJD publications, OJD security and emergency preparedness program, OJD court interpreter certification and services program, OJD shorthand reporter certification (CSR) program, Juvenile Court Improvement Program, and state Citizen Review Board (CRB) program.

The Administration program area also funds and manages the centralized costs and assessments paid for all of OJD as a state entity and for its judges and staff, including state government assessments and system use charges, rent, debt service, tort claims, and risk management.

**Appellate/Tax Court Operations:** This budget program area covers the judges, staff, and operations of the Supreme Court, Court of Appeals, and Tax Court. All three courts are located in Salem. The Supreme Court is the highest-level court in Oregon. It has discretion to accept review of appeals from the Court of Appeals and Tax Court and has areas of original jurisdiction as well. Administratively it has additional statutory responsibilities as a body, such as involving regulation of the state practice of law (through the state bar) and approving *pro tempore* judges. The Supreme Court consists of seven justices elected in statewide elections to serve six-year terms. From among themselves, the justices select one to serve as the Chief Justice for a six-year term as the administrative head of the judicial branch.

The Court of Appeals currently consists of ten judges who hear appeals from trial courts, agencies, and boards. They also are statewide-elected judicial positions with six-year terms. With the passage of HB 4026, during the 2012 Legislative Session, ORS 2.540 was amended to increase the number of approved Court of Appeals judgeships from 10 to 13. This allows for an additional three-judge panel to be formed to handle caseload. The bill is effective January 1, 2013, and the new judge positions, appointed by the Governor, become operative October 1, 2013.

The Tax Court is a unique court with statewide exclusive jurisdiction to hear only cases that involve Oregon's tax laws, including income taxes, corporate excise taxes, property taxes, timber taxes, cigarette taxes, local budget laws, and property tax limitations. There are no jury trials, and appeals go directly to the Supreme Court. The Tax Court has one judge who is elected as a statewide judicial position, also for a term of six years. The Oregon Tax Court has two divisions – a Regular Division and the Magistrate Division. In the late 1990s, a Tax Magistrate Division was created as a component part of the Tax Court to replace the informal administrative tax appeals process previously conducted by the Department of Revenue. The Tax Court judge appoints a presiding magistrate and other magistrates (currently two) to hear cases in the Magistrate Division. The Magistrate Division tries or mediates all tax appeals, unless the Tax Court judge assigns the case to the Regular Division. A party may appeal from a magistrate's decision to the judge of the Tax Court, except in cases filed as small claims. Decisions in small claims procedures are final and not appealable. Appeals from Regular Division decisions go directly to the Supreme Court.

**Trial Court Operations:** Local funding for the judges, staff, and operations of all state trial courts (circuit courts) are included in this program area. It is the largest resource program area because it includes the judges, staff, and services for all local court operations in courthouses statewide. There are circuit courts in each of the 36 counties, organized as 27 judicial districts, and served by 173 judges

## DEPARTMENT SUMMARY

---

statewide as of January 2013. State law specifies the number of judges elected in each judicial district. They are elected locally for six-year terms.

The circuit court is Oregon's trial court of general jurisdiction. This means the courts hear all case types provided regardless of the subject matter, amount of money involved, or the severity of the crime alleged. In the trial courts, the circuit court judges adjudicate matters and disputes in criminal, civil, domestic relations, traffic, juvenile, small claims, violations, abuse prevention act, probate, mental commitments, adoption, and guardianship cases. These courts handle over 550,000 case filings a year, or over 1.1 million filings a biennium. This number does not include the thousands of motions and hearings that happen within the cases nor postjudgment proceedings. Decisions appealed from circuit court go directly to the Court of Appeals, except for cases where the circuit court sentenced a defendant to death. Those death penalty appeals go directly to the Supreme Court.

**Mandated Payments:** The Mandated Payments program funds the federally and state mandated ancillary services of providing and paying for both trial jurors and grand jurors, court interpreters, civil arbitration costs for indigents, appellate civil transcript costs, and Americans with Disabilities Act accommodation equipment and services for litigants and the public.



# DEPARTMENT SUMMARY

	2001-03	2003-05	2005-07	2007-09	2009-11	2011-13	2013-15 (CSL)	2013-15 (ARB)
Judicial Comp <sup>1</sup>					\$ 60,662,694	\$ 64,740,982	\$ 67,827,704	\$ 80,997,543
Operations	\$ 215,788,284	\$ 225,544,313	\$ 259,004,703	\$ 294,166,438	\$ 198,746,106	\$ 241,451,144	\$ 282,139,312	\$ 297,760,231
Other Funds - Operations	\$ 21,065,552	\$ 36,164,775	\$ 30,430,909	\$ 37,804,361	\$ 62,176,761	\$ 16,311,754	\$ 15,962,332	\$ 21,155,862
<b>Subtotal</b>	<b>\$ 236,853,836</b>	<b>\$ 261,709,088</b>	<b>\$ 289,435,612</b>	<b>\$ 331,970,799</b>	<b>\$ 321,585,561</b>	<b>\$ 322,503,880</b>	<b>\$ 365,929,348</b>	<b>\$ 399,913,636</b>
Indigent Defense <sup>2</sup>	\$ 144,121,905							
Third-Party Collections <sup>3</sup>			\$ 1,030,641	\$ 8,712,545	\$ 9,552,438	\$ 11,679,729	\$ 11,960,042	\$ 11,960,042
Mandated	\$ 12,306,677	\$ 12,110,669	\$ 12,525,800	\$ 15,374,442	\$ 13,902,620	\$ 13,363,746	\$ 14,170,172	\$ 15,646,307
Debt Service					\$ 10,540,093	\$ 20,258,577	\$ 18,133,375	\$ 23,860,968
Pass-Through						\$ 14,552,100	\$ 14,901,350	\$ 14,901,350
eCourt Program				\$ 14,000,000	\$ 12,445,000	\$ 36,124,318	\$ 1,957,881	\$ 26,282,563
OF Pass-Through						\$ 4,779,779	\$ 6,419,673	\$ 6,419,673
Federal Funds and Jury	\$ 2,105,926	\$ 2,893,490	\$ 1,790,110	\$ 2,014,032	\$ 1,594,163	\$ 1,838,348	\$ 1,418,389	\$ 1,418,389
Supreme Court Bldg Remodel								\$ 26,812,211
<b>Total Funds</b>	<b>\$ 395,388,344</b>	<b>\$ 276,713,247</b>	<b>\$ 304,782,163</b>	<b>\$ 372,071,818</b>	<b>\$ 369,619,875</b>	<b>\$ 425,100,477</b>	<b>\$ 434,890,230</b>	<b>\$ 527,215,139</b>
Positions	2,061	2,022	2,025	2,071	1,862 <sup>4</sup>	1,878 <sup>4</sup>	1,830	2,003 <sup>4</sup>
FTE	1,851.89	1,855.17	1,863.54	1,911.47	1815.97 <sup>5</sup>	1,752.66	1,709.46	1,855.94

<sup>1</sup> Judicial Compensation was established as a separate appropriation during the 2009-11 biennium.

<sup>2</sup> Budget for 2001-03 and 1999-2001 included the Indigent Defense Program.

<sup>3</sup> Third-Party Collections costs were a part of Other Funds expenditures prior to the 2011-13 biennium, when a separate General Fund appropriation was created.

<sup>4</sup> Position and full-time equivalent (FTE) figures include limited duration positions, including Oregon eCourt Program and grant funded positions in 2009-11 and 2011-13 biennia, and 2013-15 ARB.

<sup>5</sup> Budget for 2009-11 included move of 129.74 positions from General Fund to Other Funds, supported from HB 2287 temporary judicial surcharges.

# DEPARTMENT SUMMARY

---

## **Current Service Levels**

The Current Service Level (CSL) totals \$434.9 million (All Funds). This reflects a \$11.3 million, or 2.6 percent, increase over the 2011-13 Legislatively Approved Budget. The SCL includes Emergency Board and legislative actions through September 2012.

## **Chief's Recommended Budget**

The Chief Justice's Recommended Budget for the 2013-15 biennium totals \$527.2 million (All Funds). This amount includes policy option packages totaling \$92.3 million. The following summarizes the proposed policy option packages contained in the recommended budget:

### ***Policy Option Package Summary***

#### **Package 201 – Oregon eCourt Debt Service (\$5,197,274 GF, \$530,319 OF)**

This General Fund debt service package provides the new additional debt service on 2013-15 Oregon eCourt bond sales (see Package 202) to continue development and implementation of the Odyssey system as part of the Oregon eCourt Program roll-out in trial courts in the 2013-15 biennium.

#### **Package 202 – Oregon eCourt Implementation (\$24,324,682 OF/Bonds, 40 positions, 37.96 FTE)**

This Other Funds (bond sale revenues) package funds installation of the Odyssey system as part of the Oregon eCourt Program in 11 counties during the 2013-15 biennium, under the roll-out schedule approved by the Oregon eCourt Program Sponsors. The 11 counties are (in alphabetical order) Benton, Clatsop, Columbia, Douglas, Josephine, Lane, Lincoln, Marion, Multnomah, Polk, and Tillamook. The remaining 20 counties and the Tax Court will be completed in the 2015-17 biennium.

#### **Package 203 – Restoring Timely Circuit Court Services (\$6,732,928 GF, 62 positions, 51.14 FTE)**

This General Fund operations package restores staff necessary to meet three critical goals for timely services: 72 hours on average for entering judgments so they can be enforced; 24 hours on average to recall arrest warrant notices; and supporting a minimum seven hours/day of public counter and telephone access to court staff. The May 2012 Emergency Board released the Special Purpose Appropriation for OJD to restore these standards in Multnomah County Circuit Court, but did not provide funds to restore this level of service statewide. This package funds positions in judicial districts for the entire biennium.

# DEPARTMENT SUMMARY

---

## **Package 204 – Restore Effective Circuit Court Programs (Drug Courts)** (\$1,645,292 GF, 13 positions, 9.21 FTE)

This General Fund operational package provides support for drug court coordinators and related positions in ten counties that were eliminated in recent budgets but continued temporarily with one-time grant funding from the Oregon Criminal Justice Commission. (See also, Package 210)

## **Package 205 – Restore Effective Circuit Court Programs (*Pro Se* Facilitation)** (\$2,044,335 GF, 17 positions, 14.29 FTE)

This General Fund operations package restores positions in trial courts needed to ensure access to justice by self-represented litigants (primarily in family law cases) and enhance efficient case administration. The growing proportion of self-represented litigants reflects the inability of many domestic relations and other family law litigants to afford lawyers and causes delays in court when cases presented to judges lack adequate or accurate information, the appropriate forms, etc., requiring extensive use of judicial resources to adjudicate these cases.

## **Package 206 – Statewide Improvement, Education, and Standardization Resources** (\$558,932 GF, 3 positions, 2.64 FTE)

This General Fund administrative package secures OJD’s ability to provide the necessary postimplementation training for court staff on a continuous basis in order to train on upgrades of the Oregon eCourt system and promote best-practice business processes in the trial courts. These positions will continue developing improved business processes and train local court staff to implement them. The bonding revenues for the Oregon eCourt implementation phases are not available for use once courts enter the maintenance phase.

## **Package 207 – Oregon eCourt Technical Operations and Training** (\$1,123,189 GF, 6 positions, 5.28 FTE)

This General Fund administrative package provides ongoing technical, infrastructure, and technical training support for Oregon court staff after the Oregon eCourt system has been implemented and those expenditures cannot be billed against bond funds. These positions provide ongoing maintenance of the current OJIN system during the transition years, avoid these resources being diverted into Oregon eCourt implementation, and ensure that maximum benefit from the new system are achieved in all courts after the initial “go-live” phase once maintenance is required.

## **Package 208 – Centralizing Business Processes Support** (\$926,091 GF, 10 positions, 7.14 FTE)

This General Fund administrative package provides central staffing in the Business and Fiscal Services Division to achieve efficiencies in accounting, revenue management, and central violations bureau as new configurations permit in the Oregon eCourt system. These positions will work with trial courts to support timely entry and services, as well as provide analysis and improvement in process. The package also

## DEPARTMENT SUMMARY

---

provides a position to resume tracking and reporting of key performance measures, replacing this capacity lost in 2009 from budget reductions.

### **Package 209 – Support Effective Circuit Court Programs (Family Law)** (\$532,574 GF, 3 positions, 2.64 FTE)

This General Fund administration package restores three positions eliminated by budget cuts in 2009-11 that provided central key support to family law programs in all circuit courts. These programs help with the self-represented persons and perform nonjudicial-level work that now must be done by individual judges. These positions would update statutorily mandated forms, maintain support to courts, and improve processes for the transition to Oregon eCourt.

### **Package 210 – Continue Effective Circuit Court Programs (Drug Courts)** (\$911,709 OF, 7 positions, 4.90 FTE)

This Other Funds operations package would continue Other Funds grant-funded drug court coordinator and support positions in seven courts whose grant funding expires during the 2013-15 biennium. These grants are separate from, but related to, the grant funding in Package 204.

### **Package 211 – Funds the Legislatively Approved Court of Appeals Panel** (\$2,987,936 GF, 12 positions, 11.28 FTE)

This General Funds operations package implements the 2012 legislative actions from HB 4026 (ch 87, Or Laws). Oregon statutes were amended to add three judges (a panel) to the ten-member Oregon Court of Appeals. The bill is effective January 1, 2013, and the Governor makes the appointments. The new judicial positions then are not operative until October 1, 2013. This package provides for the positions, compensation, and support staff for that panel, according to the fiscal information provided and approved by the Legislature when making their decision in 2012.

### **Package 212 – Increase Judicial Compensation** (\$12,187,957 GF)

This is a General Fund Operations package. Oregon's trial and appellate judges remain among the lowest paid state judges in the nation and are significantly underpaid compared to many of the lawyers who appear before them. This package would implement the 2008 recommendations of the Public Officials Compensation Commission and provide a cost-of-living adjustment equivalent (from 2009 through July 2012). If the increases were adopted by the Legislature, this effort would move judicial salaries for circuit court judges to 22<sup>nd</sup> place, and Supreme Court justices to 29<sup>th</sup> place in terms of national state comparatives for judicial salaries. There is a legislative vehicle for making statutory adjustments (Legislative Concept 424).

# DEPARTMENT SUMMARY

---

## **Package 213 – Increase Contracted Interpreter Rates (\$1,476,135 GF)**

This is a General Fund Mandated Payments package. The Oregon Judicial Department certifies and contracts with language interpreters needed for trial court proceedings. Shortages and cancellations are becoming more frequent as OJD's current hourly rate of \$32.50 continues to lag far behind the Department of Administrative Services-approved rate (\$45), other states' courts (about \$50), and freelance rates (\$80). This package would allow increase of the OJD rate to the Department of Administrative Services rate, thereby limiting court interruptions due to lack of interpreters and expand access to justice by non-English proficient litigants. While the Chief Justice can adjust the rate administratively, because of the budget impact to Mandated Payments, these funds would need to be appropriated to reach the necessary hourly rate parity.

## **Package 214 – Local Court Facilities Infrastructure (\$3,545,858 OF/Criminal Fines Account)**

This is an Other Funds package. Based on a legislative study of courthouse facilities and prioritization of needs, the 2011 Legislative Assembly originally allocated \$2.3 million in Other Funds to leverage upgrades or replacements in the \$800+ million list of needed structural improvements to county-owned courthouse facilities; however, these facility funds ultimately were "swept" in the 2012 session by the Legislature for other purposes. This package would allocate \$2.0 million to pay approximately one-third of the replacement cost for the Union County Courthouse ("temporarily" located in a former hospital for ten years), pay for \$150,000 in critical repairs to the Curry County Courthouse roof, and provide \$1.4 million to make life/safety system upgrades to courthouses in Curry, Wallowa, Gilliam, and Malheur Counties.

## **Package 215 – Upgrade/Standardize Local Court Security Systems (\$787,487 OF/State Court Facilities and Security Account)**

This is an Other Funds package. The 2012 Legislative Assembly also "swept" \$4.2 million from the State Court Facilities and Security Account in funds earmarked to bring all circuit courts up to statewide security standards to protect judges, court staff, and the public. Minimum standards include purchasing metal detectors and installing security alarm systems in the courthouse facilities. These funds would allow the remaining completion of interrupted projects (of the five-year plan) in the Central Oregon region and begin work in the Southern Oregon region.

## **Package 216 – Supreme Court Building Preservation and Critical Repairs (\$26,812,211 OF/Bonds)**

This is an Other Funds package sought to be funded by bond sources. The Oregon Supreme Court Building turns 100 years old in 2014. The structure houses the Supreme Court justices and legal support staff, the Supreme Court Courtroom (also used by the Court of Appeals), the State of Oregon Law Library, and the Appellate Court Records Office. Based on several architectural and engineering studies, the building needs \$4.4 million in immediate, critical repairs – including completing emergency repairs to the exterior to prevent terracotta pieces falling

## DEPARTMENT SUMMARY

---

from the building cornices and other exterior areas and repairing water penetration and dry rot areas. Another \$22.4 million is needed for seismic retrofitting and infrastructure replacement but will take longer-term planning to implement.

### Department Budget Summary – All Funds

	<b>2009-11 Actual Expenditures</b>	<b>2011-13 Legislatively Approved Budget</b>	<b>2013-15 Current Service Level (CSL)</b>	<b>2013-15 Chief Justice's Recommended*</b>
General Fund	273,446,390	346,609,625	392,956,461	423,171,830
General Fund Debt Svc	10,661,602	20,258,577	18,133,375	23,330,649
Other Funds Cap Construction	-	-	-	26,812,211
Other Funds Debt Svc Ltd	-	-	-	-
Other Funds Ltd	80,904,659	55,844,830	22,908,010	53,008,065
Other Funds Non-Ltd	-	-	-	-
Federal Funds Ltd	1,099,450	850,613	892,384	892,384
<b>TOTAL – ALL FUNDS</b>	<b>366,112,101</b>	<b>423,563,645</b>	<b>434,890,230</b>	<b>527,215,139</b>
Positions	2,084	1,878	1,830	2,003
FTE	1,904.08	1,752.66	1,709.46	1,855.94

\*Includes CSL and all policy option packages

# DEPARTMENT SUMMARY

---

## *Reduction Planning*

ORS 291.216 requires the Governor to submit an alternative budget plan funding agencies at 90 percent of their funding levels. The following information summarizes the application of this level reduction to the Current Service Level budget in the Chief Justice's Recommended Budget document. Because of nonreducible items in the budget, a 10 percent reduction would translate into a roughly 13 percent reduction to the Mandated Payments program area and to the operations areas of appellate, administration, and trial courts, as explained below.

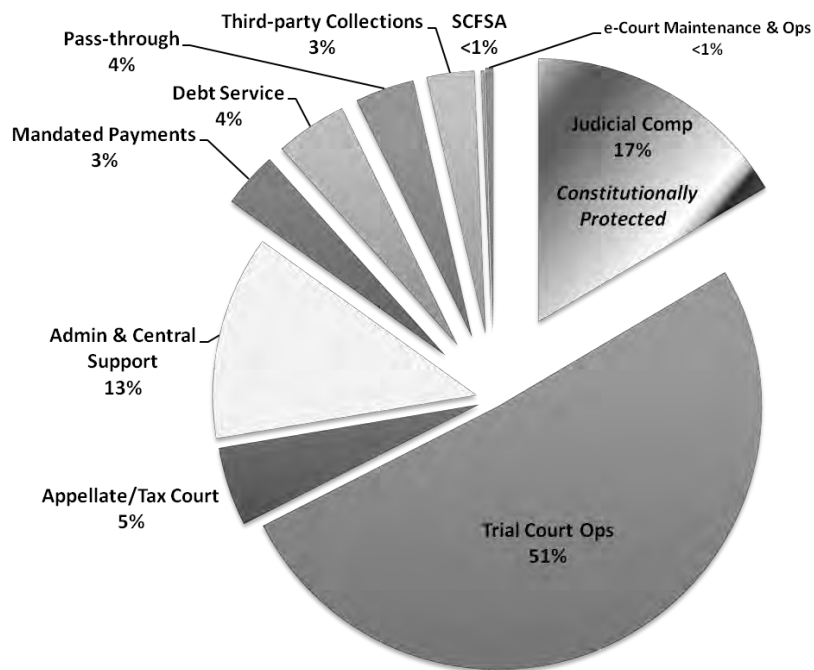
## **Oregon Judicial Department Budget**

The OJD Current Service Level (CSL) budget request is for \$411 million in General Fund for the 2013-15 biennium.

# DEPARTMENT SUMMARY

---

## 2013-15 CSL Budget – General Fund By Area



For the 2013-15 biennium, OJD will maintain eight separate appropriations for General Fund expenditures. Due to the nature of some appropriations, OJD may have limited opportunity to reduce the CSL budget in these areas.

### Limited Reduction Potential

The first five appropriations represent 30.89 percent of OJD's budget, or \$127 million of the budget, that are not reducible or are used by other entities or provide statutorily required services or payments. Reductions to some of these appropriations are simply passed on to our operations as additional reductions that cause greater than 10 percent reductions to those critical areas. As a result, an across-the-board 10 percent reduction on the OJD total CSL budget results in a 13 percent reduction to our operations.



## DEPARTMENT SUMMARY

---

**Pass-Throughs:** 2013-15 CSL Budget \$14,901,350 – 3.63% of CSL Budget

Appropriation provides pass-through funding for county law libraries, county mediation and conciliation services, biennial funding for the Council on Court Procedures, and biennial funding for the Oregon Law Commission. Reductions to these pass-through entities will result in impacts to communities that depend on these services.

**Third-Party Collections:** 2013-15 CSL Budget \$11,960,042 – 2.91% of CSL Budget

Appropriation provides financing associated with the costs for collection of past-due fines and fees, credit card fees, and State Treasury fees for fee/fine payment. On average, approximately 85 percent of budgeted funding is paid to the Department of Revenue (DOR) for collection activities and tax-offset activities. Expenditures are only paid out on successful collection/payment. On average, spending returns \$5.60 in revenues for each \$1.00 expended on collections. The possible impact from 10 percent reduction of \$1,196,004 would be a \$6.7 million loss in revenue to the state's General Fund.

**Debt Service:** 2013-15 CSL Budget \$18,133,375 – 4.40% of CSL Budget

Appropriation provides financing for interest and principle repayment for bonding issued to support the ongoing implementation of the Oregon eCourt Program. This is a contractually required payment. Any reductions that are required for this appropriation would have to be made up by additional reductions to operations.

**Mandated Payments:** 2013-15 CSL Budget \$14,170,172 – 3.45% of CSL Budget

Appropriation provides statutory payments for jury service, statutory interpreter services on non-English speakers, statutory arbitration expenses, and Americans with Disabilities Act compliance funding. Reductions to this appropriation would require a reduction in the number of trials provided and increase the wait time for trials requiring juries or interpreters. This slowdown would increase the state's liability for not meeting statutory and constitutional requirements for timely trials.

**Judicial Compensation:** 2013-15 CSL Budget \$67,827,704 – 16.50% of CSL Budget

Appropriation provides for constitutionally protected compensation (within term) of filled judgeship positions. Any reductions that are required for this appropriation would have to be made up by additional reductions to operations if not covered sufficiently by vacancy savings (time between vacancy created and appointment by Governor or election).

# DEPARTMENT SUMMARY

---

## Other Reduction Areas

The remaining 69 percent of the \$411 million of our 2013-15 CSL budget is \$284 million, of which a 10 percent reduction would equate to \$28.4 million. If the reduction amounts from nonreducible appropriations mentioned above were added to this section, the results would be more severe, up to 13 percent. For all categories, the Chief Justice will prioritize reductions based upon the need to provide “access to justice for all Oregonians.” Possible impacts by remaining appropriations would be as follows.

## Operations

**Trial Courts:** 2013-15 CSL Budget \$209,720,343 – 51.02% of CSL Budget – possible reduction amount \$20.72 million

Possible Impact – As with past reduction implementations, reductions in the trial courts predominately impact personnel staffing for court operations. A 10 percent reduction in funding could result in approximately a 137 FTE loss in court personnel. Reductions of this magnitude could cripple court operations, impacting service hours, timely entry of judgments or warrants, or the number of cases the courts could process. Court staff may be required to prioritize criminal trials over civil or other functions, delaying critical work that is not subject to constitutional or statutory time restrictions. Actual implementation of FTE losses of this magnitude may result in the Chief Justice partially closing some court locations in order to maintain greater public access and services at other locations servicing a larger population base.

**Appellate/Tax Court:** 2013-15 CSL Budget \$19,958,352 – 3.16% of CSL Budget – possible reduction amount \$1.99 million

Possible Impact – Would result in a minimum reduction of 11 FTE, impacting court operations for the Supreme Court, Court of Appeals, and Tax Court. Expected outcomes include severe delays in case processing in all three courts, undermining the ability for these courts to provide timely decisions, maintenance of briefs and decisions for the court system, and deferment of all building maintenance projects for the Supreme Court Building. Courts will be required to reduce operational hours and only process critical cases.

## DEPARTMENT SUMMARY

---

**Administration and Central Support:** 2013-15 CSL Budget \$51,684,790 – 12.58% of CSL Budget – possible reduction amount \$5.17 million

Possible Impact – Would result in reduced juvenile court program support, limited computer and information technology support, reduced computer security investment and stopping maintenance payments on security programs, which would increase system risk and computer downtime. OJD would be forced to reduce legal review and education, reduce support to trial court operations, and stop replacement of critical systems. The result would be possible FTE reductions of 24 FTE and impact to the timeline for Oregon eCourt implementation.

**Oregon eCourt Program Operations and Maintenance:** 2013-15 CSL Budget \$1,957,881 – 0.5% of CSL Budget – possible reduction amount \$195,788

Possible Impact – Due to the nature of the expenses paid out of this appropriation, OJD would have limited opportunities to reduce without impacting the implementation of the Oregon eCourt Program. Would require backfilling from the Operations appropriation, increasing possible reductions in those areas. Some of the expenditures in this program are contractual and would have to be paid at the expense of further reductions to operations.

**State Court Facilities and Security Account:** 2013-15 CSL Budget \$817,678 – 0.2% of CSL Budget – possible reduction amount \$81,768

Possible Impact – Would reduce one of the four existing positions in Security and Emergency Preparedness Office to a half-time position. Increases risk of damage and injury to persons and facilities.

# DEPARTMENT SUMMARY

## *Annual Performance Progress Report (APPR) for Fiscal Year 2011-12*

**Submission Date: December 2012**

The following are the Key Performance Measures (KPMs) that were developed in cooperation with the Legislature, most dating back to 2004. However, as noted on the following pages, budget reductions eliminated Oregon Judicial Department (OJD) staff resources dedicated to this function. As a result, we are able to only track and report on the measures that can be drawn annually from existing reports and system queries. In the 2015-17 biennium, new KPMs may be available as products of the Oregon eCourt system.

KPM#	Key Performance Measures (KPMs)
* 1	<b>Accessible Interpreter Services:</b> <i>The percentage of dollars spent on Oregon Judicial Department (OJD) certified freelance interpreters out of total expenditures for freelance (nonstaff) interpreters of languages in which certification testing is offered by OJD.</i>
* 2	<b>Collection Rate:</b> <i>The percentage of all monetary penalties imposed by circuit courts and appellate courts that are collected.</i>
* 3	<b>OJIN Data Timelines and Accuracy:</b> <i>The average number of calendar days between the date a judge signs a judgment and the date that the judgment is entered into the official record.</i>
* 4	<b>Representative Workforce:</b> <i>The parity between the representation of persons of color in the civilian labor force and the representation of the same group in the workforce of the Oregon Judicial Department (OJD).</i>
* 5	<b>Trained Workforce:</b> <i>The percentage of Oregon Judicial Department (OJD) education program participants who reported gaining specific knowledge related to OJD by attending the program.</i>
* 6	<b>Timely Case Processing:</b> <i>The percentage of cases disposed of or otherwise resolved within established time frames.</i>
* 7	<b>Permanency Action Plans:</b> <i>The percentage of circuit courts with a performance measure supporting permanency outcomes for children in foster care.</i>
8	<b>Drug Court Recidivism:</b> <i>The percentage of adult drug court graduates with no misdemeanor or felony charges filed in the Oregon circuit courts within one year of program graduation.</i>
9	<b>Juror Satisfaction:</b> <i>The percentage of jurors who are satisfied with their juror experience.</i>
10	<b>Quality Self-Represented Services:</b> <i>The percentage of litigants satisfied with family law facilitation services received.</i>

## DEPARTMENT SUMMARY

---

\* The asterisked KPMs 1-7 are the ones either reported and/or OJD is able to track again for the 2013-15 biennium. The KPMs 8-10 remain nonupdated since 2009 and loss of KPM staff and court personnel. It is recommended they be formally dropped for 2013-15 unless there is sufficient funding.

# DEPARTMENT SUMMARY

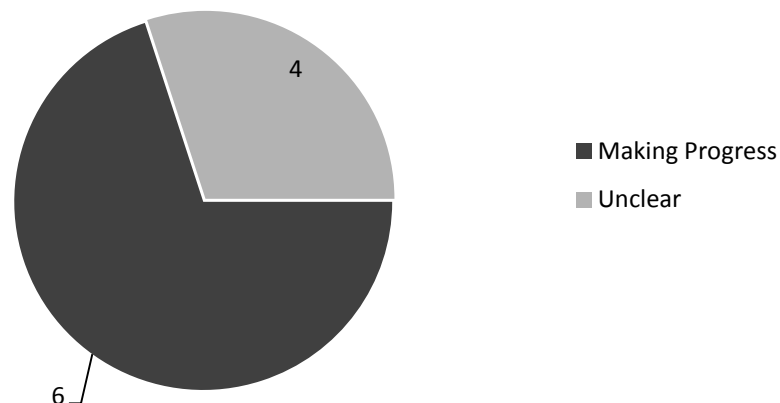
Contact: David Moon	Phone: 503-986-5150
Alternate: Jessica Basinger	Phone: 503-986-5610

## 1. SCOPE OF REPORT

These Oregon Judicial Department (OJD) programs are partially addressed by seven of our key performance measures: Court Interpreter Services, Collections, Court Improvement, Human Resources, Judicial and Staff Education, Citizen Review Board, and the Juvenile Court Improvement Program.

Some of OJD's programs not directly included in the viable KPMs are the other Treatment Courts, Business Court, Arbitration and Mediation Services, Court Security and Business Continuity Planning, family law programs, and jury/customer satisfaction.

## Performance Summary



## 2. THE OREGON CONTEXT

The Oregon Judicial Department is responsible to

- Enforce the laws and Oregon Constitution,
- Resolve disputes fairly to ensure public and private safety,
- Enforce promises without favor or bias to enforce economic and property rights,
- Protect children and strengthen families, and
- Apply sentencing resources to promote public safety.

OJD's partners in the executive and legislative branches recognize the critical responsibilities of the courts in protecting children and families, enhancing public safety, and enforcing economic and property rights. The business community is committed to an experienced, efficient, and impartial bench as a critical component of continued economic development in Oregon. In addition, nongovernmental and professional organizations work daily with the local courts as well as support statewide issues.

# DEPARTMENT SUMMARY

---

## 3. PERFORMANCE SUMMARY

OJD continues to make progress on six of the ten key performance measures. It is unclear if the department is making progress on KPM 4: Representative Workforce since it is difficult to compare OJD with other state agencies because the data for the majority of our workforce is based on county labor force data rather than statewide labor force data. Additionally, we were unable to provide a report for KPM 8: Drug Court Recidivism, KPM 9: Juror Satisfaction, and KPM 10: Quality Self-Represented Services due to reductions in the performance measurement and court program areas. The reporting cycle for the KPMs is the Oregon fiscal year.

## 4. CHALLENGES

Since 2003, when OJD initiated work on performance measurement, the department worked to be inclusive in each phase of its work, beginning with education of judges, administrators, and local court staff on performance measures and strategic planning. Our early phases focused on developing output measures prior to initiating work on outcome measures. In 2007, OJD's long-standing Performance Measurement Advisory Committee (PMAC) launched an intensive redesign of the department's performance measurement system to

- Provide the right performance information, to the right people, at the right time;
- Create a "bottom-up," transparent, and accountable performance management system environment; and
- Allow for possible future enhancements including added and refined core and subordinate KPMs, improved delivery and distribution of the KPMs, and integration of the performance areas and KPMs with key management process and operations of the judicial branch.

In 2009, due to the budget shortfall brought on by the grave economic crisis, OJD was forced to take drastic reduction measures, including layoffs and furloughs of central and court staff. As a result, the Court Programs and Services Division (CPSD) of OJD ceased operation and the staff was laid off. Among its primary duties, CPSD was responsible for gathering, monitoring, and analyzing the data to measure performance in addition to providing statewide program coordination for the treatment courts (includes drug courts), family law facilitation, and access/jury administration programs that have KPMs attached. CPSD staff also supported the OJD State Performance Measures Advisory Committee that actively designed, improved, and monitored the KPMs, as well as strategic planning.

The layoff of CPSD staff meant that OJD did not have the necessary resources or central data repository to provide a report for KPMs 8, 9, and 10 beyond fiscal years 2007-08. The other KPMs are reported below from one-time reports prepared by budget and other staff from data that resides on current OJD data systems and, while time consuming, can be compiled. The continuing economic downturn has meant that OJD continues to lack the resources to do most of the monthly ongoing and analytical work on measuring performance; therefore, this report will simply provide the measures.

# DEPARTMENT SUMMARY

---

## 5. RESOURCES USED AND EFFICIENCY

The Chief Justice's Recommended Budget for the 2013-2015 biennium is \$527 million (All Funds).

The Efficiency Measures are KPM 1: Accessible Interpreter Services, KPM 2: Collection Rate, and KPM 3: OJIN Data Timeliness and Accuracy (see Key Measure Analysis).

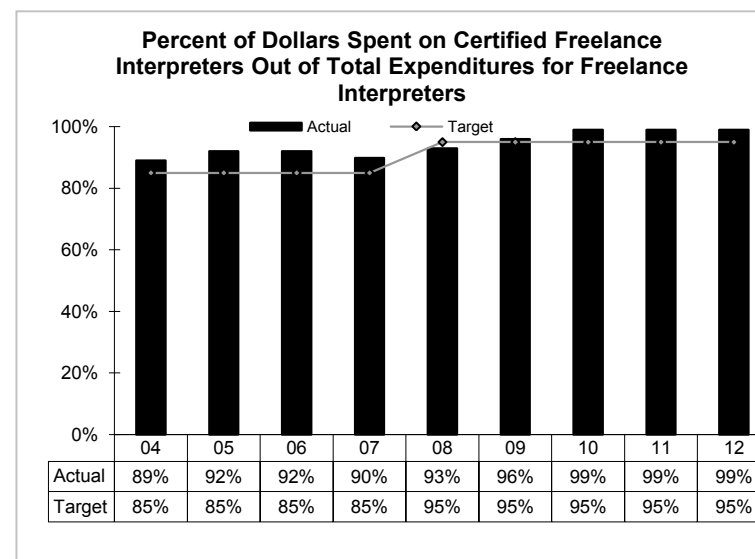


# DEPARTMENT SUMMARY

<b>KPM #1</b>	<b>Accessible Interpreter Services</b> The percentage of dollars spent on Oregon Judicial Department (OJD) certified freelance interpreters out of the total expenditures for freelance (nonstaff) interpreters of languages in which certification testing is offered by OJD.	<b>Measure since: 2005</b>
<b>Goal</b>	<b>Justice 2020 Access:</b> Ensure access to court services for all people	
<b>Oregon Context</b>	OJD Mission and Access Standards	
<b>Data source</b>	Monthly Mandated Funds Financial Reports	
<b>Owner</b>	Court Interpreter Services: Kelly Mills 503-986-7004	

1. **OUR STRATEGY:** The Oregon Judicial Department’s 5-Year Strategic Plan indicates that interpreting services are an integral part in meeting the goal of protecting public access to justice. OJD will improve and expand, through the use of technology and other means, the availability, distribution, and scheduling of qualified court interpreting services. OJD will increase the number of languages for which a certification or registration process is available to ensure quality interpreter services.

2. **ABOUT THE TARGETS:** Without access to court interpreter services, language barriers can exclude non-English speaking people from meaningful participation in their own court proceedings. Through Court Interpreter Services (CIS), OJD complies administratively with federal and state laws. It promotes effective and efficient case resolution, assists in keeping cases within timelines, and assists in meeting collections measures. Certification testing and the credentialing of interpreters based on objective assessments of an interpreter’s qualifications meet the unique demands of court interpreting. Overall, the Oregon pass rate for the certification is just 19.2 percent.



3. **HOW WE ARE DOING:** CIS anticipates increased use of certified interpreters in 2013-15 as more interpreters sit for examinations and become certified, recruitment efforts are enhanced, and centralized scheduling is accomplished. In addition, education efforts increase awareness that certified court interpreters provide more accurate interpreting and prevent expensive retrials. In Oregon counties, 83 percent

## DEPARTMENT SUMMARY

---

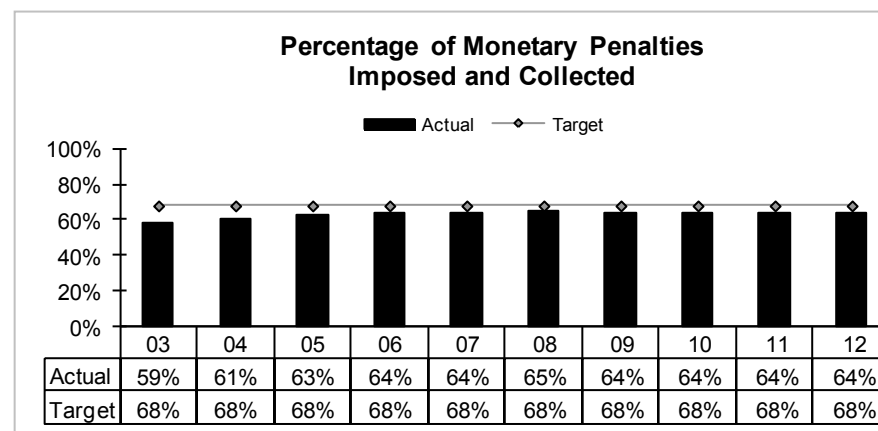
schedule Spanish interpreters through centralized scheduling for cost savings, efficiency, and interpreting accuracy; and 100 percent of counties schedule languages other than Spanish through Court Interpreter Services.

4. **FACTORS AFFECTING RESULTS:** Over the past biennia, OJD has requested an increase in the certified freelance interpreters pay rate to match the public- and private-sector increases, but those requests have not been funded, leading to some difficulty retaining certified interpreters, especially in rural areas of the state. This request is again being submitted for consideration by the Legislature in Policy Option Package No. 213.
5. **WHAT NEEDS TO BE DONE:** CIS continues increased use of OJD remote interpreting technology to bring certified interpreter services to all courts. Technology is being used at shorter, less complex hearings, as well as used as a tool to provide training to prospective and certified interpreters in remote areas of the state.
6. **ABOUT THE DATA:** The Business and Financial Services Division (BFSD) of OJD provides a statewide summary of expenditures for freelance court interpreter services. The expenditures are organized by court, language, travel, and certified or uncertified interpreter expenditures.

# DEPARTMENT SUMMARY

<b>KPM #2</b>	<b>Collection Rate</b> The percentage of all monetary penalties imposed by circuit courts and appellate courts that are collected.	<b>Measure since: 2005</b>
<b>Goal</b>	<b>Justice 2020 Administration:</b> Make courts work for people	
<b>Oregon Context</b>	OJD Mission and Administration Standards	
<b>Data source</b>	OJD's Financial Integrated Services System	
<b>Owner</b>	Business and Financial Services Division (BFSD): Jessica Basinger 503-986-5601	

- OUR STRATEGY:** The Business and Fiscal Services Division (BFSD) educates administrators, judges, and community partners about OJD collection efforts, programs, and resources.
- ABOUT THE TARGETS:** The OJD collection rate measures how much of the amounts imposed are collected. Most of the unpaid balances are related to felony and misdemeanor crimes. The target was set based on trending of previous years and plans for program improvements. Due to the length of time judgment remedies exist on these cases and the large dollar amounts that may be imposed, the unpaid balances are often pursued for many years.
- HOW WE ARE DOING:** OJD continues to maintain a consistent collection rate despite staff cuts and budget reductions.
- HOW WE COMPARE:** While we compare favorably to other court systems, it is difficult to find a statewide court system that uses the identical collection rate calculation. We do exchange information with other court systems to compare effectiveness of programs and tools.
- FACTORS AFFECTING RESULTS:** The target was set several years ago before the department had complete information regarding why types of cases had unpaid balances. Most significantly, in recent years, 91 percent of the delinquent debt at the circuit courts is related to felony and misdemeanor crimes – these are not unpaid traffic violations. Persons committing these types of crimes and not paying are typically in and out of incarceration, transient, and hard to locate.



## DEPARTMENT SUMMARY

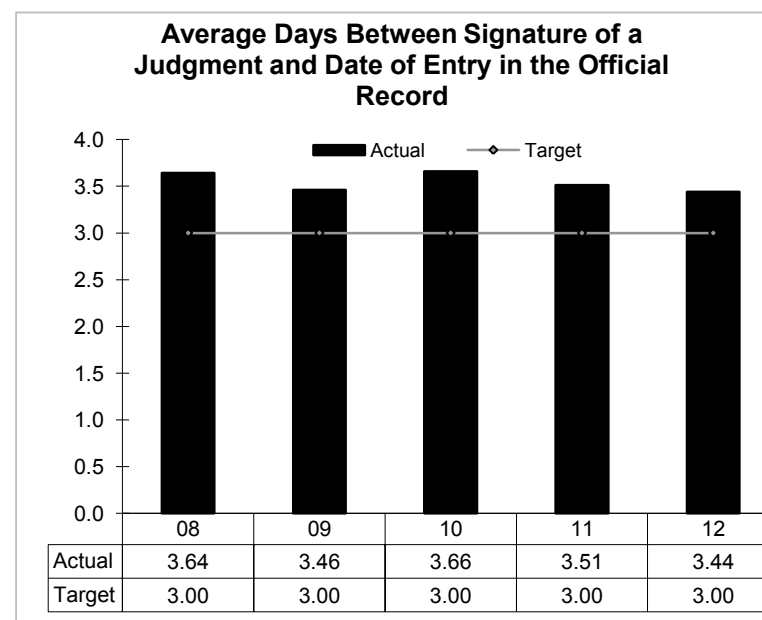
---

6. **WHAT NEEDS TO BE DONE:** The department is working with the Oregon legislative delegation and the National Center for State Courts on federal legislation that will allow the courts to intercept federal tax refunds. Oregon has already passed legislation and will be ready once federal legislation is passed. In 2010, OJD contracted directly with four different private collection firms (PCFs), which has allowed the department to monitor performance. In 2011, OJD renewed the contracts for three of these agencies, based on their performance. This should lead to increased collections of delinquent debt. Additionally, OJD centralized the management of delinquent debt, which has created efficiencies and standardization to collections statewide.
7. **ABOUT THE DATA:** The measure is the cumulative collection rate calculated by dividing all moneys collected by the net amounts imposed. Net amounts imposed are receivables created in the Financial Integrated Accounting System (FIAS), minus adjustments, to accommodate the modification of sentences, data entry error, or other instances where the imposed amount was changed or where no receivable is created, as in some civil case types.

# DEPARTMENT SUMMARY

<b>KPM #3</b>	<b>OJIN Data Timeliness and Accuracy</b> Average number of calendar days between the date a judge signs a judgment and the date that the judgment is entered into the official record.	<b>Measure since: 2007</b>
<b>Goal</b>	<b>Justice 2020 Administration:</b> Make courts work for people	
<b>Oregon Context</b>	OJD Mission and Administration Standards	
<b>Data source</b>	OJD's Data Warehouse	
<b>Owner</b>	Business and Fiscal Services Division (BFSB): Jessica Basinger 503-986-5610	

- OUR STRATEGY:** Administrators and supervisors periodically review data entry protocols, statistics policy, and case flowcharts with staff.
- ABOUT THE TARGETS:** This KPM reflects only “general judgments” in civil and domestic relations cases and “judgments” in criminal cases. Circuit court staff should enter all court case actions into the official register of actions as expeditiously and accurately as possible. This is especially true for judgments since any delay in the entry of a judgment into the official register of actions for a case may have important legal consequences under Oregon law.
- HOW WE ARE DOING:** The courts started making slow progress in 2009. The number went up in 2010, probably due to the reduction in court staff caused by layoffs and furloughs, but improved again in 2011 and in 2012 as courts shortened public access hours to provide “catch-up time” and Multnomah County received some additional funds in May 2012 to help with delays. While this KPM primarily reflects timeliness, the measure is also dependent upon and reflective of data entry accuracy. Incidents where the absolute number of days between signature date and entry date of judgments is large are sometimes due to data entry errors rather than real delays between signature date and entry of judgments into the official record.



## DEPARTMENT SUMMARY

---

4. **HOW WE COMPARE:** While data timeliness and accuracy are important to court systems, the department is not aware of other states tracking this measure.
5. **FACTORS AFFECTING RESULTS:** When court staff manually enter data, human error is always possible. The department, through its uniform protocols, local and state education programs, and monitoring procedures ensures a mid-course correction is the standard.
6. **WHAT NEEDS TO BE DONE:** The Court Programs and Services Division (CPSD) used to provide biannual court reports, but due to budgetary constraints, CPSD ceased operation and most program staff support services are no longer provided. If data entry time lag is the problem, subject to availability of staffing resources, court administrators may need to increase staffing in a particular area and/or provide training. The courts have attempted to reduce backlogs by shortening public access hours to devote uninterrupted time to data entry (with fewer clerks).
7. **ABOUT THE DATA:** KPM 3 is calculated using data in the OJD's Data Warehouse. The measure is the average number of days between signature and entry for general judgments in civil and domestic relations cases and judgments in criminal cases that resolve charges.

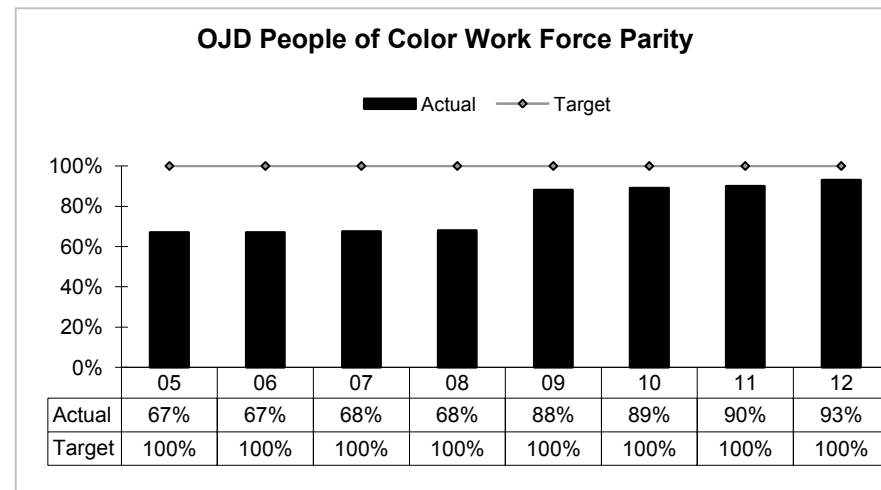
# DEPARTMENT SUMMARY

<b>KPM #4</b>	<b>Representative Workforce</b> The parity between the representation of persons of color in the civilian labor force and the representation of the same group in the workforce of the Oregon Judicial Department (OJD).	<b>Measure since: 2003</b>
<b>Goal</b>	<b>Justice 2020 Administration:</b> Make courts work for people	
<b>Oregon Context</b>	OJD Mission and Administration Standards	
<b>Data source</b>	Oregon Judicial Department Biennial Affirmative Action Report and OJD HRSD AA EEOP Database Reports	
<b>Owner</b>	Human Resource Services Division: Terrie Chandler 503-986-5926	

1. **OUR STRATEGY:** OJD participates in outreach activities and job fairs and provides recruitment and selection training to supervisors and lead workers, including affirmative action and diversity components.

2. **ABOUT THE TARGETS:** OJD strives to attain 100 percent parity with the Oregon civilian labor force.

3. **HOW WE ARE DOING:** OJD data from 2012 depicts 13.9 percent (202/1,448) employees of color. OJD data from 2011 depicts 13.5 percent (210/1,556) employees of color. OJD data from 2010 depicts 13.4 percent (216/1,611) employees of color. OJD data from 2009 depicts 13.1 percent (229/1,743) employees of color. Snapshot from June 2008 depicts 10.1 percent (169/1,668) employees of color. Snapshot from September 30, 2006, depicts 10.2 percent (170/1,668) employees of color. Snapshot from Oregon Civilian Labor Force (2000 Census EEO Detailed Report by Residence) depicts 15 percent of Oregon’s workforce as persons of color.



4. **HOW WE COMPARE:** It is difficult to compare OJD with other state agencies because the data for the majority of our workforce is based on county labor force data rather than statewide labor force data.

5. **FACTORS AFFECTING RESULTS:** Although OJD is steadily increasing its percentage of employees of color, the OJD workforce has been declining as a result of an unprecedented budget shortfall over the past several biennia.

## DEPARTMENT SUMMARY

---

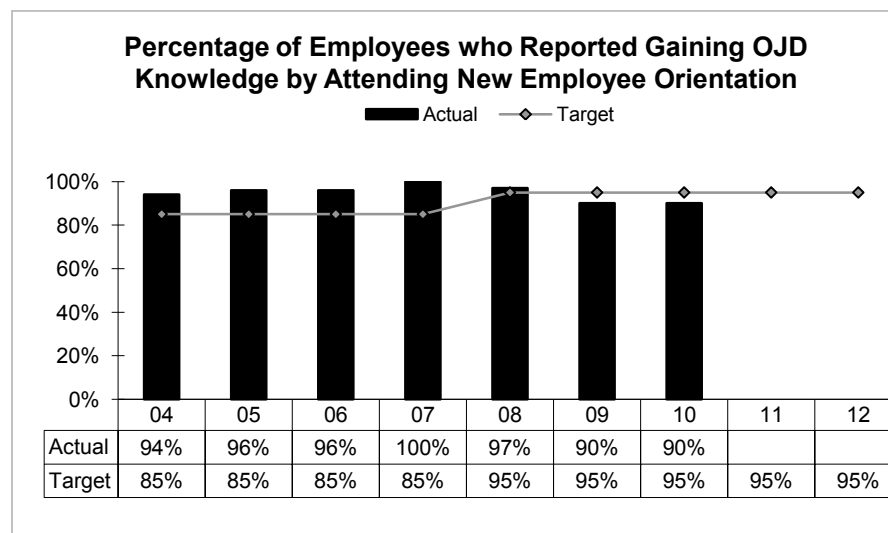
6. **WHAT NEEDS TO BE DONE:** Once the budget shortfall is stabilized, OJD needs to resume outreach activities and career fairs to promote employment opportunities. In addition, OJD is developing additional tools and resources to expand applicant pools utilizing the state's newly automated recruitment system, Neogov©.
7. **ABOUT THE DATA:** Oregon Judicial Department Affirmative Action Plan (January 2011) compared against 2000 Census EEO Detailed Report by Residence – Persons in Civilian Labor Force by Occupation, Sex, and Race/Ethnicity. At the time of this report, the OJD 2013 report data was not yet available.



# DEPARTMENT SUMMARY

<b>KPM #5</b>	<b>Trained Workforce</b> The percentage of Oregon Judicial Department (OJD) education program participants who reported gaining specific knowledge related to OJD by attending the program.	<b>Measure since: 2005</b>
<b>Goal</b>	<b>Justice 2020 Administration:</b> Make courts work for people	
<b>Oregon Context</b>	OJD Mission and Administration Standards	
<b>Data source</b>	Education program participant surveys	
<b>Owner</b>	Office of Education, Training, and Outreach (OETO): Mollie Croisan 503-986-5924	

- OUR STRATEGY:** The Office of Education, Training, and Outreach (OETO) develops, delivers, and coordinates evaluation assessments for OJD education programs (e.g., new employee orientation, new judge seminar).
- ABOUT THE TARGETS:** KPM 5 focuses on the effectiveness of the Office of the State Court Administrator’s orientation trainings by tracking the percentage of attendees who reported gaining specific knowledge about the department and their job by attending the training.
- HOW WE ARE DOING:** Due to the severe budget and resource cuts in 2009-11 and then again for the 2011-13 biennium, OETO has had to reduce or eliminate the majority of education programs. The first new staff orientation program of the biennium was only held in October 2012, so no data was available at time of preparation of this report.



- HOW WE COMPARE:** Under normal circumstances, our evaluation results are similar or exceed similar efforts by other state courts.
- FACTORS AFFECTING RESULTS:** How often the department is able to provide education programs impacts the evaluation ratings. Due to extreme budgetary constraints, OJD has had to reduce/eliminate the majority of education programs.

## DEPARTMENT SUMMARY

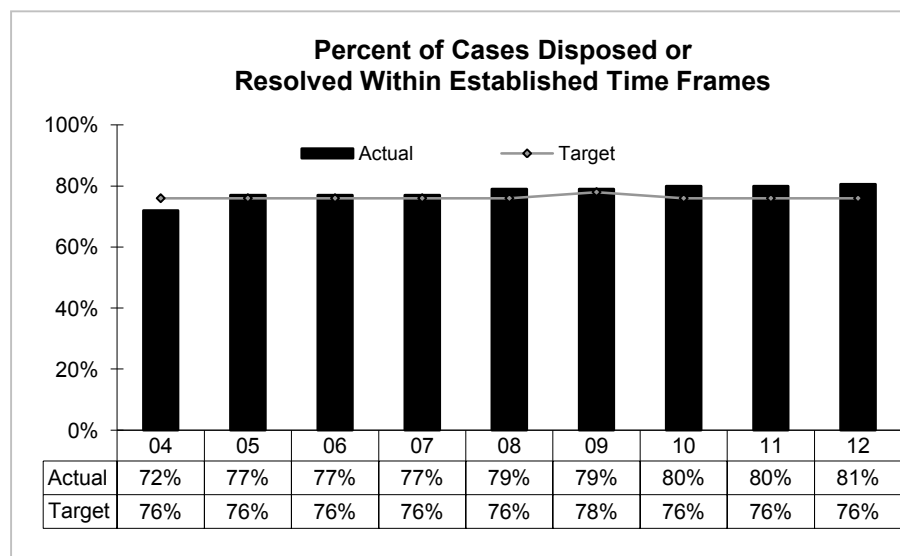
---

6. **WHAT NEEDS TO BE DONE:** Funding and staffing needs to be restored to provide regular education programs to court staff and judges.
7. **ABOUT THE DATA:** Due to reduced funding, no programs were held and there is no data to show for this reporting period.

# DEPARTMENT SUMMARY

<b>KPM #6</b>	<b>Timely Case Processing</b> The percentage of cases disposed of or otherwise resolved within established time frames.	<b>Measure since:</b> <b>2005</b>
<b>Goal</b>	<b>Justice 2020 Dispute Resolution:</b> Help people choose the best way to resolve their disputes	
<b>Oregon Context</b>	OJD Mission and Administration Standards	
<b>Data source</b>	Oregon Judicial Information Network (OJIN) and OJD's Data Warehouse	
<b>Owner</b>	Business and Fiscal Services Division (BFS): Jessica Basinger 503-986-5601	

- OUR STRATEGY:** Courts analyze, implement, and monitor model case flow management principles.
- ABOUT THE TARGETS:** The performance measure target in most cases is less than the Oregon Standards of Timely Disposition (STD) 90 percent goal as it was not being actively monitored.
- HOW WE ARE DOING:** The 2004 to 2012 trend shows a very gradual improvement, mostly due to composite changes in the overall caseload mix. The increased volume and complexity of criminal and juvenile dependency cases will continue to slow progress, although filings in other case types, especially violations, declined.



- HOW WE COMPARE:** The composite performance measure target is composed of singular and different disposition goals by case type; thus, identical other state court data is not available.
- FACTORS AFFECTING RESULTS:** It is evident from the slow progress that insufficient resources exist to meet the national and state standards.
- WHAT NEEDS TO BE DONE:** The department has individual case type goals and has existing criminal and juvenile model court programs focusing on case flow management and timely resolution of cases. There is no central staff to monitor and provide assistance so

## DEPARTMENT SUMMARY

---

improvements are initiated at the local court level and dependent, too, on the availability of resources.

7. **ABOUT THE DATA:** The data is from OJIN statistics. The statewide statistics are updated every six months. Juvenile data is derived from quarterly juvenile reports from OJD's Data Warehouse. These categories are combined and weighed according to the Case Type Priorities to produce the composite measure target and data. The courts are transitioning to the new Oregon eCourt program systems. This will result in another biennium (until transition complete in 2016) of two reporting systems for statistics that run on different platforms and definitions. The ability to combine statistical information from the two, therefore, may be limited.

# DEPARTMENT SUMMARY

<b>KPM #7</b>	<b>Permanency Action Plans</b> The percentage of circuit courts with a performance measure supporting permanency outcomes for children in foster care.	<b>Measure since: 2007</b>
<b>Goal</b>	<b>Justice 2020 Partnership:</b> Build strong partnerships with local communities to promote public safety and quality of life	
<b>Oregon Context</b>	OJD Mission and Partnership Standards	
<b>Data source</b>	Biannual survey of courts	
<b>Owner</b>	Juvenile Court Improvement Project (JCIP): Leola McKenzie 503-986-5942	

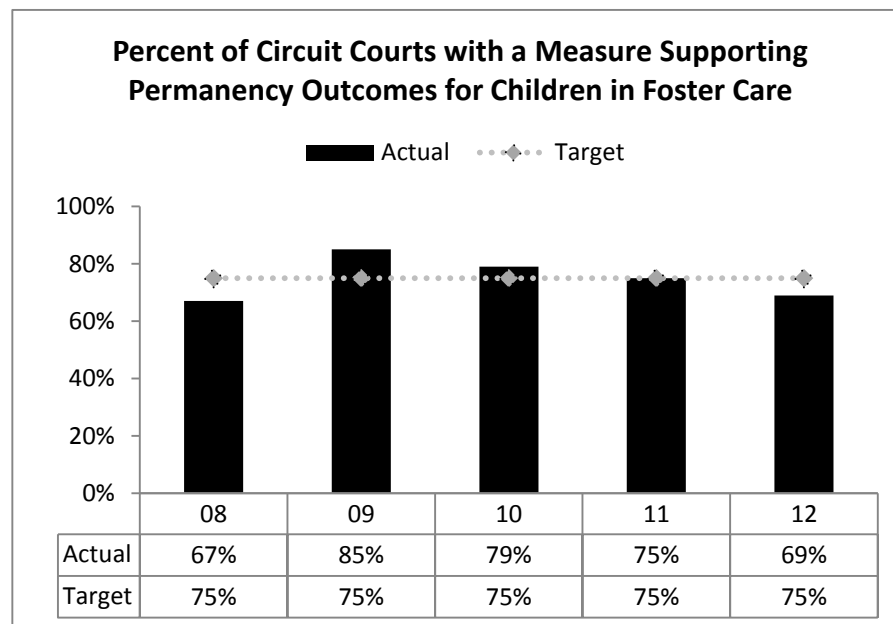
1. **OUR STRATEGY:** Juvenile Court Improvement Project (JCIP) staff helps local model court teams develop, implement, and monitor intergovernmental plans and statewide performance measures.

2. **ABOUT THE TARGETS:** First adopted in 2007, the goal is for the local teams to work on strategies to achieve state and local measure targets for children in foster care. Creating the intergovernmental plans with firm commitments from all partners is the initial critical step.

3. **HOW WE ARE DOING:** Local model court teams developed plans identifying court and system improvement priorities with strategies to implement those improvements.

4. **HOW WE COMPARE:** All courts track performance measures related to timely jurisdiction and permanency hearings.

5. **FACTORS AFFECTING RESULTS:** Data is based upon 32, not 36, counties because four county courts still have jurisdiction over dependency cases (see ORS 3.265): Sherman, Wheeler, Gilliam, and Morrow. Coos/Curry and Lane Counties have Safe and Equitable Reduction of Children in Foster Care teams in which the local courts are actively involved. These teams track performance measures related to reducing the number of kids in foster care. Although the following counties do not currently have a model court team or equivalent, they



## DEPARTMENT SUMMARY

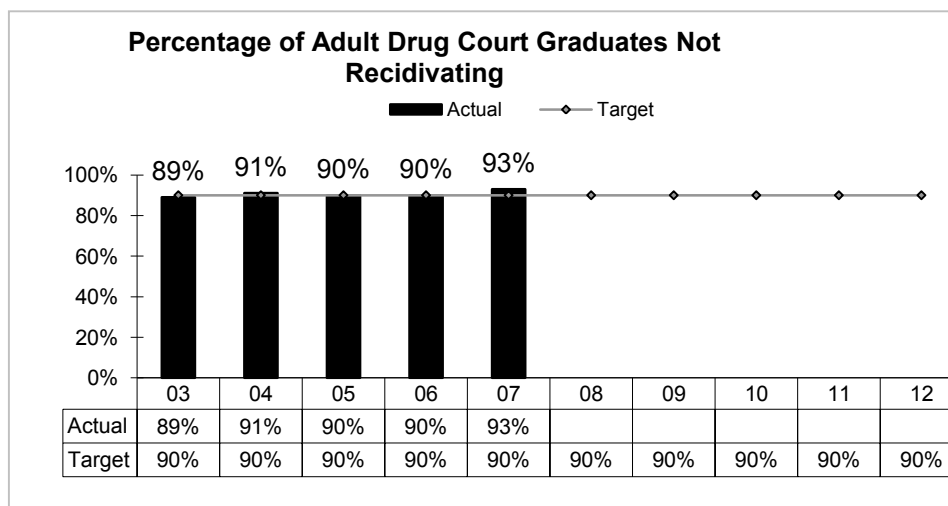
do monitor and track OJD’s statewide performance measures for dependency cases: Columbia, Crook, Jefferson, Grant, Harney, Union, and Wallowa.

<b>KPM #8</b>	<b>Drug Court Recidivism</b> The percentage of adult drug court graduates with no misdemeanor or felony charges filed in the Oregon circuit courts within one year of program graduation.	<b>Measure since: 2003</b>
<b>Goal</b>	<b>Justice 2020 Partnership:</b> Build strong partnerships with local communities to promote public safety and quality of life	
<b>Oregon Context</b>	OJD Mission and Partnership Standards	
<b>Data source</b>	OJD Data Warehouse and Oregon Treatment Court Management System (OTCMS)	
<b>Owner</b>	Not applicable; Recommend OJD KPM Deletion (last available data 2007)	

1. **OUR STRATEGY:** Use of the Oregon Treatment Court Management System (OTCMS) and increase the number and capacity of adult drug courts.

2. **ABOUT THE TARGETS:** Some adult drug court graduates do not acquire the skills required to lead lives free of the criminal justice system. Participants not completing the program are often correlated with the inadequate capacity of services and supervision available to the treatment court programs.

3. **HOW WE ARE DOING:** The layoff of Court Programs and Services Division (CPSD) staff meant that OJD did not have a statewide treatment court reporting system or coordinator to track and analyze the data statewide to provide a report for fiscal year 2008 and beyond.



4. **HOW WE COMPARE:** In the 2007 report the largest national study of adult drug court recidivism (sample = 2,020 graduates from 95 drug courts) is based on charges estimates. The result was 16.4 percent charged within one year of graduation (*John Roman, et al. Recidivism Rates for Drug Court Graduates: Final Report*), or a 83.6 percent national recidivism rate. The Criminal Justice Commission in the executive branch now compiles this information through its grant reporting when needed.

## DEPARTMENT SUMMARY

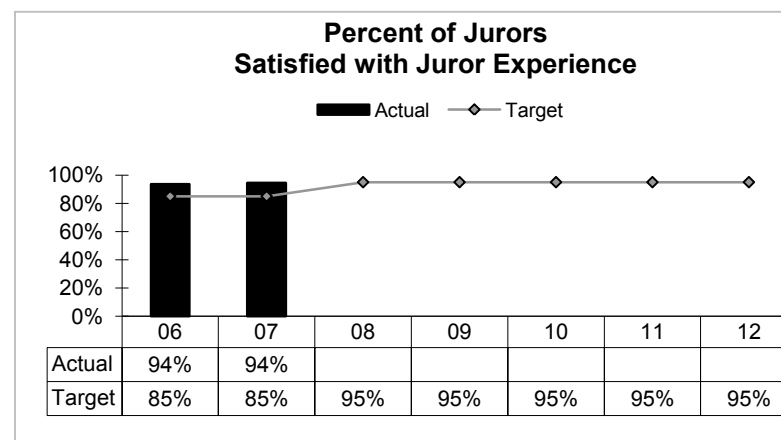
---

5. **FACTORS AFFECTING RESULTS:** Availability of program services including community correction supervision, alcohol and drug and mental health treatment, and other wraparound services associated with Oregon's collaborative treatment courts.
6. **WHAT NEEDS TO BE DONE:** Increase the capacity of adult, family, and juvenile drug courts through increased and stable funding for the Oregon treatment courts and program staff or delete from report.
7. **ABOUT THE DATA:** OJIN data warehouse query: program graduates' name, date of birth, state identification number, driver license number, Social Security number, and Federal Bureau of Investigation (FBI) numbers are matched against court filings for one year post graduation. Graduates are identified in OJIN through records with the associated "DGCM" code (for Drug Court Completed) and in the Oregon Treatment Court Management System (OTCMS).

# DEPARTMENT SUMMARY

<b>KPM #9</b>	<b>Juror Satisfaction</b> The percentage of jurors who are satisfied with their juror experience.	<b>Measure since:</b> <b>2005</b>
<b>Goal</b>	<b>Justice 2020 Public Trust and Confidence:</b> Earn the public’s enduring trust and confidence	
<b>Oregon Context</b>	OJD Mission and Public Trust and Confidence Standards	
<b>Data source</b>	Statewide juror satisfaction survey results spreadsheet	
<b>Owner</b>	Not applicable; Recommend OJD KPM Deletion (last available data 2007)	

- OUR STRATEGY:** Courts develop, implement, and monitor juror improvement plans based on the customer service survey results.
- ABOUT THE TARGETS:** Based on customer satisfaction research in other arenas, OJD initially determined an 85 percent customer satisfaction rate was a high but attainable performance measure target. Higher trend indicated improvement when last reported.
- HOW WE ARE DOING:** The layoff of Court Programs and Services Division (CPSD) and court staff resulted in OJD not having the resources to perform the surveys or track and analyze the data statewide to provide a report for fiscal year 2008 and beyond. Only a few courts had the resources to perform the survey and compile the results on their own.



- HOW WE COMPARE:** Oregon’s juror satisfaction rated across the state had been very high, so OJD raised this performance measure target to 95 percent beginning July 2007 before program staff reductions. Our rates were consistent with other state court systems.
- FACTORS AFFECTING RESULTS:** This measure aggregates all respondents who “agree” or “strongly agree” with the statement: “Overall, I was satisfied with my juror experience.” Since respondents are provided a comment field for other feedback, this particular question may not measure other areas of concern such as parking or seating comfort.



## DEPARTMENT SUMMARY

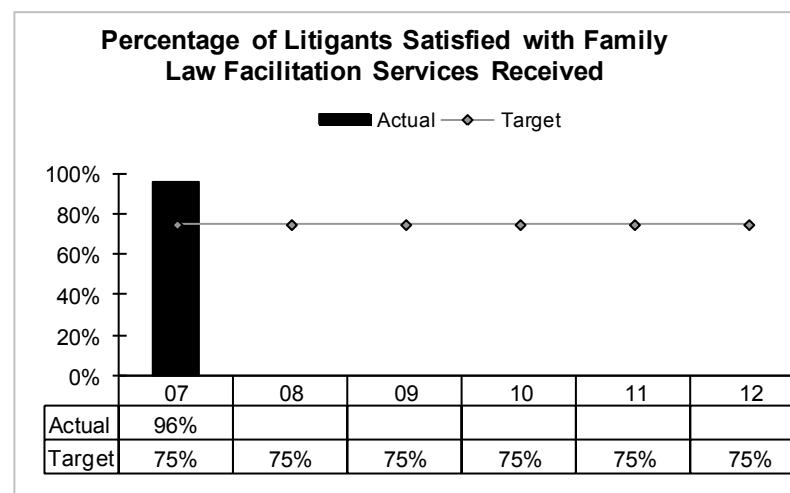
---

6. **WHAT NEEDS TO BE DONE:** Circuit courts have continued to make efforts to improve juror access and experience although budget reductions have led to lengthened juror terms in several jurisdictions, a backslide from the effort to move to “one-day or one-trial” service goals.
7. **ABOUT THE DATA:** Since jurors are representative of the communities our courts serve, OJD recognizes the juror surveys as an instructive and consistent feedback mechanism. The statewide juror surveying was launched late in 2005; thus in the earlier report, a few courts had not yet provided juror data for data entry and analysis. It had been legislatively approved as an equivalent of a customer service survey indicator.

# DEPARTMENT SUMMARY

<b>KPM #10</b>	<b>Quality Self-Represented Services</b> The percentage of litigants satisfied with family law facilitation services received.	<b>Measure since:</b> <b>2007</b>
<b>Goal</b>	<b>Justice 2020 Access:</b> Ensure access to court services for all people	
<b>Oregon Context</b>	OJD Mission and Access Standards	
<b>Data source</b>	Local court survey data	
<b>Owner</b>	Not applicable; Recommend OJD KPM Deletion (last available data 2007)	

- OUR STRATEGY:** In 2006, the State Family Law Advisory Committee (SFLAC), with input from the local family law facilitation programs, published the *Seven Key Components and Benchmarks of Quality Facilitation Programs*. Results from the customer service survey assist courts to develop, implement, and monitor efforts for serving self-represented parties.
- ABOUT THE TARGETS:** The 2007-09 target was established as an incentive to support Oregon becoming more comparable with neighboring states in facilitation services. Comparison of survey results by location, type of customer, and program service can inform and improve court management practices. Facilitators and court managers can seek the reasons behind these numbers as they strive to meet the goals they have set for the court services.



- HOW WE ARE DOING:** The layoff of Court Programs and Services Division (CPSD) and court staff meant that OJD did not have the resources to perform the surveys or track and analyze the data statewide to provide a report for fiscal year 2008 and beyond.
- HOW WE COMPARE:** Oregon's family law facilitation programs are not maintaining the range of services that most states provide, such as extensive translated forms and informational materials available for limited English proficient litigants.

## DEPARTMENT SUMMARY

---

5. **FACTORS AFFECTING RESULTS:** Number of self-represented litigants requesting services have outpaced the program resources for the program's hours and available staff. Most staff were casualties of the budget reductions. As the demand exceeds our resources, litigants experience longer wait times for appointments as well as very limited staff help. Courts have instituted classes and group sessions to partially address the unmet needs.
6. **WHAT NEEDS TO BE DONE:** Central administration and local courts will need to receive the technical assistance and staff resources to fully adopt and implement the *Quality Facilitation Programs' Key Components and Benchmarks* to continue.
7. **ABOUT THE DATA:** The surveys were scanned and the responses entered into a database. Assessments of access varied by case type, reasons for using the facilitation services, frequency of facilitation program use, and demographic characteristics that might be associated with differential treatment or ability to access court services.

# DEPARTMENT SUMMARY

Contact: David Moon	Phone: 503-986-5150
Alternate: Jessica Basinger	Phone: 503-986-5601
The following questions indicate how performance measures and data are used for management and accountability purposes.	
<p><b>1. INCLUSIVITY</b> Describe the involvement of the following groups in the development of the agency's performance measures.</p>	<p>During the department's KPM development, numerous OJD committees, including Judicial Education, Access to Justice, Accounts Receivable, Chief Justice Treatment Courts, Staff Education, Juvenile Court Improvement Project (JCIP), Jury Coordinators Workgroup, and the State Family Law Advisory Committee (SFLAC), were involved in the monitoring and reporting of KPMs. These committees, including judges, staff, and our external partners, support developing, improving, refining, and monitoring the measures, targets, and data reports. Now, due to budget and staffing loss, only the Judicial Education, JCIP, and SFLAC were operational to any level, and the Business and Fiscal Services Division pulled the reports.</p>
<p><b>2. MANAGING FOR RESULTS</b> How are performance measures used for management of the agency? What changes have been made in the past year?</p>	<p>From its adoption, <i>Justice 2020</i> established the foundation for the department's performance measures initiatives and strategic planning continuum. To that end, <i>Justice 2020</i> specified: "The judicial branch and each local court have a strategic plan to implement our vision and measure our progress." In June 2008, the Chief Justice established a statewide leadership team to develop the department's first five-year strategic plan. As with prior short-term state plans, the key performance measures within the context of the 2009-13 strategic plan served to create a "bottom-up" transparent and accountable information-management environment for judges, management, and staff as well as prioritized local action items for furthering OJD's priorities. OJD statewide and local performance measures will be incorporated into management measurements in the Oregon eCourt systems as automated reports will provide the opportunity to adapt to more meaningful performance-data measures than current systems can offer.</p>
<p><b>3. STAFF TRAINING</b> What training has staff had in the past year on the practical value and use of performance measures?</p>	<p>Court staff has had no central training program in the past year on the practical value and use of performance measures.</p>
<p><b>4. COMMUNICATING RESULTS</b> How does the agency communicate performance results?</p>	<p>Currently, the department posts annual status reports on the OJD Performance Measure Intranet.</p>

# DEPARTMENT SUMMARY

## ORBITS Reports

### BDV104 – Summary of 2013-15 Biennium Budget

#### Summary of 2013-15 Biennium Budget

Judicial Dept	Agency Request Budget								
Judicial Dept	Cross Reference Number: 19800-000-00-00-00000								
2013-15 Biennium									
Description	Positions	Full-Time Equivalent (FTE)	ALL FUNDS	General Fund	Lottery Funds	Other Funds	Federal Funds	Nonlimited Other Funds	Nonlimited Federal Funds
2011-13 Leg Adopted Budget	1,878	1,739.20	385,051,617	359,234,028	-	24,966,976	850,613	-	-
2011-13 Emergency Boards	-	13.46	38,512,028	7,634,174	-	30,877,854	-	-	-
<b>2011-13 Leg Approved Budget</b>	<b>1,878</b>	<b>1,752.66</b>	<b>423,563,645</b>	<b>366,868,202</b>	<b>-</b>	<b>55,844,830</b>	<b>850,613</b>	<b>-</b>	<b>-</b>
<b>2013-15 Base Budget Adjustments</b>									
Net Cost of Position Actions									
Administrative Biennialized E-Board, Phase-Out	(48)	(43.20)	24,617,028	30,641,883	-	(6,024,457)	(398)	-	-
Estimated Cost of Merit Increase			12,347,578	11,796,124	-	524,436	27,018	-	-
Base Debt Service Adjustment			(2,125,201)	(2,125,201)	-	-	-	-	-
Base Nonlimited Adjustment			-	-	-	-	-	-	-
Capital Construction			-	-	-	-	-	-	-
<b>Subtotal 2013-15 Base Budget</b>	<b>1,830</b>	<b>1,709.46</b>	<b>458,403,050</b>	<b>407,181,008</b>	<b>-</b>	<b>50,344,809</b>	<b>877,233</b>	<b>-</b>	<b>-</b>
<b>Essential Packages</b>									
010 - Non-PICS Pers Svc/Vacancy Factor									
Non-PICS Personal Service Increase/(Decrease)	-	-	2,099,253	2,749,742	-	(651,220)	731	-	-
<b>Subtotal</b>	<b>-</b>	<b>-</b>	<b>2,099,253</b>	<b>2,749,742</b>	<b>-</b>	<b>(651,220)</b>	<b>731</b>	<b>-</b>	<b>-</b>
020 - Phase In / Out Pgm & One-time Cost									
021 - Phase-in	-	-	1,567,303	-	-	1,567,303	-	-	-
022 - Phase-out Pgm & One-time Costs	-	-	(27,817,805)	-	-	(27,817,805)	-	-	-
<b>Subtotal</b>	<b>-</b>	<b>-</b>	<b>(26,250,502)</b>	<b>-</b>	<b>-</b>	<b>(26,250,502)</b>	<b>-</b>	<b>-</b>	<b>-</b>
030 - Inflation & Price List Adjustments									
Cost of Goods & Services Increase/(Decrease)	-	-	1,948,010	1,650,989	-	282,601	14,420	-	-
State Gov't & Services Charges Increase/(Decrease)			(1,309,581)	(1,309,581)	-	-	-	-	-
<b>Subtotal</b>	<b>-</b>	<b>-</b>	<b>638,429</b>	<b>341,408</b>	<b>-</b>	<b>282,601</b>	<b>14,420</b>	<b>-</b>	<b>-</b>

11/15/12  
8:48 AM

Page 1 of 46

BDV104 - Biennial Budget Summary  
BDV104

# DEPARTMENT SUMMARY

## Summary of 2013-15 Biennium Budget

Judicial Dept  
 Judicial Dept  
 2013-15 Biennium

Agency Request Budget  
 Cross Reference Number: 19800-000-00-00-00000

<i>Description</i>	<i>Positions</i>	<i>Full-Time Equivalent (FTE)</i>	<i>ALL FUNDS</i>	<i>General Fund</i>	<i>Lottery Funds</i>	<i>Other Funds</i>	<i>Federal Funds</i>	<i>Nonlimited Other Funds</i>	<i>Nonlimited Federal Funds</i>
040 - Mandated Caseload									
040 - Mandated Caseload	-	-	-	-	-	-	-	-	-
050 - Fundshifts and Revenue Reductions									
050 - Fundshifts	-	-	-	817,678	-	(817,678)	-	-	-
060 - Technical Adjustments									
060 - Technical Adjustments	-	-	-	-	-	-	-	-	-
<b>Subtotal: 2013-15 Current Service Level</b>	<b>1,830</b>	<b>1,709.46</b>	<b>434,890,230</b>	<b>411,089,836</b>	<b>-</b>	<b>22,908,010</b>	<b>892,384</b>	<b>-</b>	<b>-</b>

# DEPARTMENT SUMMARY

## Summary of 2013-15 Biennium Budget

Judicial Dept Agency Request Budget  
 Judicial Dept Cross Reference Number: 19800-000-00-00-00000  
 2013-15 Biennium

Description	Positions	Full-Time Equivalent (FTE)	ALL FUNDS	General Fund	Lottery Funds	Other Funds	Federal Funds	Nonlimited Other Funds	Nonlimited Federal Funds
<b>Subtotal: 2013-15 Current Service Level</b>	1,830	1,709.46	434,890,230	411,089,836	-	22,908,010	892,384	-	-
070 - Revenue Reductions/Shortfall									
070 - Revenue Shortfalls	-	-	-	-	-	-	-	-	-
<b>Modified 2013-15 Current Service Level</b>	1,830	1,709.46	434,890,230	411,089,836	-	22,908,010	892,384	-	-
080 - E-Boards									
081 - May 2012 E-Board	-	-	-	-	-	-	-	-	-
082 - September 2012 E-Board	-	-	-	-	-	-	-	-	-
083 - December 2012 E-Board	-	-	-	-	-	-	-	-	-
<b>Subtotal Emergency Board Packages</b>	-	-	-	-	-	-	-	-	-
Policy Packages									
090 - Analyst Adjustments	-	-	-	-	-	-	-	-	-
201 - Oregon eCourt Debt Service	-	-	5,727,593	5,197,274	-	530,319	-	-	-
202 - Oregon eCourt Program	40	37.96	24,324,682	-	-	24,324,682	-	-	-
203 - Circuit Courts Service Level Staff Resource Needs	62	51.14	6,732,928	6,732,928	-	-	-	-	-
204 - Circuit Courts Treatment Court Staff Resource Needs	13	9.21	1,645,292	1,645,292	-	-	-	-	-
205 - Circuit Courts Pro Se Facilitation	17	14.29	2,044,335	2,044,335	-	-	-	-	-
206 - Statewide Improvement, Education and Standardization Staff	3	2.64	558,932	558,932	-	-	-	-	-
207 - Oregon eCourt Technical Operations and Training Staff Resc	6	5.28	1,123,189	1,123,189	-	-	-	-	-
208 - Centralization and Analysis Staff Resource Needs	10	7.14	926,091	926,091	-	-	-	-	-
209 - Family Law Program	3	2.64	532,574	532,574	-	-	-	-	-
210 - Specialty Courts Grants	7	4.90	911,709	-	-	911,709	-	-	-
211 - 2012 Legislative Session Court of Appeals Panel	12	11.28	2,987,936	2,987,936	-	-	-	-	-
212 - Judicial Compensation	-	-	12,187,957	12,187,957	-	-	-	-	-

11/15/12  
8:48 AM

Page 3 of 46

BDV104 - Biennial Budget Summary  
BDV104

# DEPARTMENT SUMMARY

## Summary of 2013-15 Biennium Budget

Judicial Dept Agency Request Budget  
 Judicial Dept Cross Reference Number: 19800-000-00-00-00000  
 2013-15 Biennium

Description	Positions	Full-Time Equivalent (FTE)	ALL FUNDS	General Fund	Lottery Funds	Other Funds	Federal Funds	Nonlimited Other Funds	Nonlimited Federal Funds
213 - Contract Interpreter Rate Increase - Mandated Payments	-	-	1,476,135	1,476,135	-	-	-	-	-
214 - Local Court Facilities Infrastructure	-	-	3,545,858	-	-	3,545,858	-	-	-
215 - Local Court Security Systems Standardization	-	-	787,487	-	-	787,487	-	-	-
216 - Supreme Court Building Preservation	-	-	26,812,211	-	-	26,812,211	-	-	-
<b>Subtotal Policy Packages</b>	<b>173</b>	<b>146.48</b>	<b>92,324,909</b>	<b>35,412,643</b>	<b>-</b>	<b>56,912,266</b>	<b>-</b>	<b>-</b>	<b>-</b>
<hr/>									
<b>Total 2013-15 Agency Request Budget</b>	<b>2,003</b>	<b>1,855.94</b>	<b>527,215,139</b>	<b>446,502,479</b>	<b>-</b>	<b>79,820,276</b>	<b>892,384</b>	<b>-</b>	<b>-</b>
<hr/>									
Percentage Change From 2011-13 Leg Approved Budget	6.70%	5.90%	24.50%	21.70%	-	42.90%	4.90%	-	-
Percentage Change From 2013-15 Current Service Level	9.50%	8.60%	21.20%	8.60%	-	248.40%	-	-	-



# DEPARTMENT SUMMARY

## Summary of 2013-15 Biennium Budget

Judicial Dept Agency Request Budget  
 Judicial Compensation Cross Reference Number: 19800-010-00-00-00000  
 2013-15 Biennium

Description	Positions	Full-Time Equivalent (FTE)	ALL FUNDS	General Fund	Lottery Funds	Other Funds	Federal Funds	Nonlimited Other Funds	Nonlimited Federal Funds
2011-13 Leg Adopted Budget	191	191.00	62,872,712	62,872,712	-	-	-	-	-
2011-13 Emergency Boards	-	-	1,868,270	1,868,270	-	-	-	-	-
<b>2011-13 Leg Approved Budget</b>	<b>191</b>	<b>191.00</b>	<b>64,740,982</b>	<b>64,740,982</b>	<b>-</b>	<b>-</b>	<b>-</b>	<b>-</b>	<b>-</b>
<b>2013-15 Base Budget Adjustments</b>									
Net Cost of Position Actions									
Administrative Biennialized E-Board, Phase-Out	-	-	2,897,934	2,897,934	-	-	-	-	-
Estimated Cost of Merit Increase	-	-	-	-	-	-	-	-	-
Base Debt Service Adjustment	-	-	-	-	-	-	-	-	-
Base Nonlimited Adjustment	-	-	-	-	-	-	-	-	-
Capital Construction	-	-	-	-	-	-	-	-	-
<b>Subtotal 2013-15 Base Budget</b>	<b>191</b>	<b>191.00</b>	<b>67,638,916</b>	<b>67,638,916</b>	<b>-</b>	<b>-</b>	<b>-</b>	<b>-</b>	<b>-</b>
<b>Essential Packages</b>									
010 - Non-PICS Pers Svc/Vacancy Factor									
Non-PICS Personal Service Increase/(Decrease)	-	-	188,788	188,788	-	-	-	-	-
<b>Subtotal</b>	<b>-</b>	<b>-</b>	<b>188,788</b>	<b>188,788</b>	<b>-</b>	<b>-</b>	<b>-</b>	<b>-</b>	<b>-</b>
020 - Phase In / Out Pgm & One-time Cost									
021 - Phase-in	-	-	-	-	-	-	-	-	-
022 - Phase-out Pgm & One-time Costs	-	-	-	-	-	-	-	-	-
<b>Subtotal</b>	<b>-</b>	<b>-</b>	<b>-</b>	<b>-</b>	<b>-</b>	<b>-</b>	<b>-</b>	<b>-</b>	<b>-</b>
030 - Inflation & Price List Adjustments									
Cost of Goods & Services Increase/(Decrease)	-	-	-	-	-	-	-	-	-
<b>Subtotal</b>	<b>-</b>	<b>-</b>	<b>-</b>	<b>-</b>	<b>-</b>	<b>-</b>	<b>-</b>	<b>-</b>	<b>-</b>
040 - Mandated Caseload									
<div style="display: flex; justify-content: space-between;"> <span>11/15/12 8:48 AM</span> <span>Page 5 of 46</span> <span>BDV104 - Biennial Budget Summary BDV104</span> </div>									

# DEPARTMENT SUMMARY

*Summary of 2013-15 Biennium Budget*

Judicial Dept Agency Request Budget  
 Judicial Compensation Cross Reference Number: 19800-010-00-00-00000  
 2013-15 Biennium

<i>Description</i>	<i>Positions</i>	<i>Full-Time Equivalent (FTE)</i>	<i>ALL FUNDS</i>	<i>General Fund</i>	<i>Lottery Funds</i>	<i>Other Funds</i>	<i>Federal Funds</i>	<i>Nonlimited Other Funds</i>	<i>Nonlimited Federal Funds</i>
040 - Mandated Caseload	-	-	-	-	-	-	-	-	-
050 - Fundshifts and Revenue Reductions									
050 - Fundshifts	-	-	-	-	-	-	-	-	-
060 - Technical Adjustments									
060 - Technical Adjustments	-	-	-	-	-	-	-	-	-
<b>Subtotal: 2013-15 Current Service Level</b>	<b>191</b>	<b>191.00</b>	<b>67,827,704</b>	<b>67,827,704</b>	-	-	-	-	-

# DEPARTMENT SUMMARY

## Summary of 2013-15 Biennium Budget

Judicial Dept Agency Request Budget  
 Judicial Compensation Cross Reference Number: 19800-010-00-00-00000  
 2013-15 Biennium

Description	Positions	Full-Time Equivalent (FTE)	ALL FUNDS	General Fund	Lottery Funds	Other Funds	Federal Funds	Nonlimited Other Funds	Nonlimited Federal Funds
<b>Subtotal: 2013-15 Current Service Level</b>	191	191.00	67,827,704	67,827,704	-	-	-	-	-
070 - Revenue Reductions/Shortfall									
070 - Revenue Shortfalls	-	-	-	-	-	-	-	-	-
<b>Modified 2013-15 Current Service Level</b>	191	191.00	67,827,704	67,827,704	-	-	-	-	-
080 - E-Boards									
081 - May 2012 E-Board	-	-	-	-	-	-	-	-	-
082 - September 2012 E-Board	-	-	-	-	-	-	-	-	-
083 - December 2012 E-Board	-	-	-	-	-	-	-	-	-
<b>Subtotal Emergency Board Packages</b>	-	-	-	-	-	-	-	-	-
Policy Packages									
090 - Analyst Adjustments	-	-	-	-	-	-	-	-	-
201 - Oregon eCourt Debt Service	-	-	-	-	-	-	-	-	-
202 - Oregon eCourt Program	-	-	-	-	-	-	-	-	-
203 - Circuit Courts Service Level Staff Resource Needs	-	-	-	-	-	-	-	-	-
204 - Circuit Courts Treatment Court Staff Resource Needs	-	-	-	-	-	-	-	-	-
205 - Circuit Courts Pro Se Facilitation	-	-	-	-	-	-	-	-	-
206 - Statewide Improvement, Education and Standardization Stal	-	-	-	-	-	-	-	-	-
207 - Oregon eCourt Technical Operations and Training Staff Resc	-	-	-	-	-	-	-	-	-
208 - Centralization and Analysis Staff Resource Needs	-	-	-	-	-	-	-	-	-
209 - Family Law Program	-	-	-	-	-	-	-	-	-
210 - Specialty Courts Grants	-	-	-	-	-	-	-	-	-
211 - 2012 Legislative Session Court of Appeals Panel	3	2.64	981,882	981,882	-	-	-	-	-
212 - Judicial Compensation	-	-	12,187,957	12,187,957	-	-	-	-	-

# DEPARTMENT SUMMARY

*Summary of 2013-15 Biennium Budget*

Judicial Dept Agency Request Budget  
 Judicial Compensation Cross Reference Number: 19800-010-00-00-00000  
 2013-15 Biennium

<i>Description</i>	<i>Positions</i>	<i>Full-Time Equivalent (FTE)</i>	<i>ALL FUNDS</i>	<i>General Fund</i>	<i>Lottery Funds</i>	<i>Other Funds</i>	<i>Federal Funds</i>	<i>Nonlimited Other Funds</i>	<i>Nonlimited Federal Funds</i>
213 - Contract Interpreter Rate Increase - Mandated Payments	-	-	-	-	-	-	-	-	-
214 - Local Court Facilities Infrastructure	-	-	-	-	-	-	-	-	-
215 - Local Court Security Systems Standardization	-	-	-	-	-	-	-	-	-
216 - Supreme Court Building Preservation	-	-	-	-	-	-	-	-	-
<b>Subtotal Policy Packages</b>	<b>3</b>	<b>2.64</b>	<b>13,169,839</b>	<b>13,169,839</b>	-	-	-	-	-
<hr/>									
<b>Total 2013-15 Agency Request Budget</b>	<b>194</b>	<b>193.64</b>	<b>80,997,543</b>	<b>80,997,543</b>	-	-	-	-	-
<hr/>									
Percentage Change From 2011-13 Leg Approved Budget	1.60%	1.40%	25.10%	25.10%	-	-	-	-	-
Percentage Change From 2013-15 Current Service Level	1.60%	1.40%	19.40%	19.40%	-	-	-	-	-

# DEPARTMENT SUMMARY

## Summary of 2013-15 Biennium Budget

Judicial Dept Agency Request Budget  
 eCourt Debt Service Cross Reference Number: 19800-087-00-00-00000  
 2013-15 Biennium

Description	Positions	Full-Time Equivalent (FTE)	ALL FUNDS	General Fund	Lottery Funds	Other Funds	Federal Funds	Nonlimited Other Funds	Nonlimited Federal Funds
2011-13 Leg Adopted Budget	-	-	17,071,657	16,971,657	-	100,000	-	-	-
2011-13 Emergency Boards	-	-	3,513,511	3,286,919	-	226,592	-	-	-
<b>2011-13 Leg Approved Budget</b>	-	-	<b>20,585,168</b>	<b>20,258,576</b>	-	<b>326,592</b>	-	-	-
<b>2013-15 Base Budget Adjustments</b>									
Net Cost of Position Actions									
Administrative Biennialized E-Board, Phase-Out	-	-	-	-	-	-	-	-	-
Estimated Cost of Merit Increase	-	-	-	-	-	-	-	-	-
Base Debt Service Adjustment	-	-	(2,125,201)	(2,125,201)	-	-	-	-	-
Base Nonlimited Adjustment	-	-	-	-	-	-	-	-	-
Capital Construction	-	-	-	-	-	-	-	-	-
<b>Subtotal 2013-15 Base Budget</b>	-	-	<b>18,459,967</b>	<b>18,133,375</b>	-	<b>326,592</b>	-	-	-
020 - Phase In / Out Pgm & One-time Cost									
021 - Phase-in	-	-	-	-	-	-	-	-	-
022 - Phase-out Pgm & One-time Costs	-	-	(326,592)	-	-	(326,592)	-	-	-
<b>Subtotal</b>	-	-	<b>(326,592)</b>	-	-	<b>(326,592)</b>	-	-	-
040 - Mandated Caseload									
040 - Mandated Caseload	-	-	-	-	-	-	-	-	-
050 - Fundshifts and Revenue Reductions									
050 - Fundshifts	-	-	-	-	-	-	-	-	-
060 - Technical Adjustments									
060 - Technical Adjustments	-	-	-	-	-	-	-	-	-
<b>Subtotal: 2013-15 Current Service Level</b>	-	-	<b>18,133,375</b>	<b>18,133,375</b>	-	-	-	-	-

# DEPARTMENT SUMMARY

## Summary of 2013-15 Biennium Budget

Judicial Dept Agency Request Budget  
 eCourt Debt Service Cross Reference Number: 19800-087-00-00-00000  
 2013-15 Biennium

Description	Positions	Full-Time Equivalent (FTE)	ALL FUNDS	General Fund	Lottery Funds	Other Funds	Federal Funds	Nonlimited Other Funds	Nonlimited Federal Funds
<b>Subtotal: 2013-15 Current Service Level</b>	-	-	18,133,375	18,133,375	-	-	-	-	-
070 - Revenue Reductions/Shortfall									
070 - Revenue Shortfalls	-	-	-	-	-	-	-	-	-
<b>Modified 2013-15 Current Service Level</b>	-	-	18,133,375	18,133,375	-	-	-	-	-
080 - E-Boards									
081 - May 2012 E-Board	-	-	-	-	-	-	-	-	-
082 - September 2012 E-Board	-	-	-	-	-	-	-	-	-
083 - December 2012 E-Board	-	-	-	-	-	-	-	-	-
<b>Subtotal Emergency Board Packages</b>	-	-	-	-	-	-	-	-	-
Policy Packages									
090 - Analyst Adjustments	-	-	-	-	-	-	-	-	-
201 - Oregon eCourt Debt Service	-	-	5,727,593	5,197,274	-	530,319	-	-	-
202 - Oregon eCourt Program	-	-	-	-	-	-	-	-	-
203 - Circuit Courts Service Level Staff Resource Needs	-	-	-	-	-	-	-	-	-
204 - Circuit Courts Treatment Court Staff Resource Needs	-	-	-	-	-	-	-	-	-
205 - Circuit Courts Pro Se Facilitation	-	-	-	-	-	-	-	-	-
206 - Statewide Improvement, Education and Standardization Stal	-	-	-	-	-	-	-	-	-
207 - Oregon eCourt Technical Operations and Training Staff Resc	-	-	-	-	-	-	-	-	-
208 - Centralization and Analysis Staff Resource Needs	-	-	-	-	-	-	-	-	-
209 - Family Law Program	-	-	-	-	-	-	-	-	-
210 - Specialty Courts Grants	-	-	-	-	-	-	-	-	-
211 - 2012 Legislative Session Court of Appeals Panel	-	-	-	-	-	-	-	-	-
212 - Judicial Compensation	-	-	-	-	-	-	-	-	-

11/15/12  
8:48 AM

# DEPARTMENT SUMMARY

## Summary of 2013-15 Biennium Budget

Judicial Dept Agency Request Budget  
 eCourt Debt Service Cross Reference Number: 19800-087-00-00-00000  
 2013-15 Biennium

Description	Positions	Full-Time Equivalent (FTE)	ALL FUNDS	General Fund	Lottery Funds	Other Funds	Federal Funds	Nonlimited Other Funds	Nonlimited Federal Funds
213 - Contract Interpreter Rate Increase - Mandated Payments	-	-	-	-	-	-	-	-	-
214 - Local Court Facilities Infrastructure	-	-	-	-	-	-	-	-	-
215 - Local Court Security Systems Standardization	-	-	-	-	-	-	-	-	-
216 - Supreme Court Building Preservation	-	-	-	-	-	-	-	-	-
<b>Subtotal Policy Packages</b>	-	-	5,727,593	5,197,274	-	530,319	-	-	-
<b>Total 2013-15 Agency Request Budget</b>	-	-	23,860,968	23,330,649	-	530,319	-	-	-
Percentage Change From 2011-13 Leg Approved Budget	-	-	15.90%	15.20%	-	62.40%	-	-	-
Percentage Change From 2013-15 Current Service Level	-	-	31.60%	28.70%	-	-	-	-	-

# DEPARTMENT SUMMARY

*Summary of 2013-15 Biennium Budget*

<b>Judicial Dept</b>	<b>Agency Request Budget</b>
<b>Capital Construction</b>	<b>Cross Reference Number: 19800-089-00-00-00000</b>
<b>2013-15 Biennium</b>	

<i>Description</i>	<i>Positions</i>	<i>Full-Time Equivalent (FTE)</i>	<i>ALL FUNDS</i>	<i>General Fund</i>	<i>Lottery Funds</i>	<i>Other Funds</i>	<i>Federal Funds</i>	<i>Nonlimited Other Funds</i>	<i>Nonlimited Federal Funds</i>
2011-13 Leg Adopted Budget	-	-	-	-	-	-	-	-	-
2011-13 Emergency Boards	-	-	-	-	-	-	-	-	-
<b>2011-13 Leg Approved Budget</b>	-	-	-	-	-	-	-	-	-
<b>2013-15 Base Budget Adjustments</b>									
Net Cost of Position Actions									
Administrative Biennialized E-Board, Phase-Out	-	-	-	-	-	-	-	-	-
Estimated Cost of Merit Increase	-	-	-	-	-	-	-	-	-
Base Debt Service Adjustment	-	-	-	-	-	-	-	-	-
Base Nonlimited Adjustment	-	-	-	-	-	-	-	-	-
Capital Construction	-	-	-	-	-	-	-	-	-
<b>Subtotal 2013-15 Base Budget</b>	-	-	-	-	-	-	-	-	-
020 - Phase In / Out Pgm & One-time Cost									
021 - Phase-in	-	-	-	-	-	-	-	-	-
022 - Phase-out Pgm & One-time Costs	-	-	-	-	-	-	-	-	-
<b>Subtotal</b>	-	-	-	-	-	-	-	-	-
040 - Mandated Caseload									
040 - Mandated Caseload	-	-	-	-	-	-	-	-	-
050 - Fundshifts and Revenue Reductions									
050 - Fundshifts	-	-	-	-	-	-	-	-	-
060 - Technical Adjustments									
060 - Technical Adjustments	-	-	-	-	-	-	-	-	-
<b>Subtotal: 2013-15 Current Service Level</b>	-	-	-	-	-	-	-	-	-



# DEPARTMENT SUMMARY

## Summary of 2013-15 Biennium Budget

Judicial Dept Agency Request Budget  
 Capital Construction Cross Reference Number: 19800-089-00-00-00000  
 2013-15 Biennium

Description	Positions	Full-Time Equivalent (FTE)	ALL FUNDS	General Fund	Lottery Funds	Other Funds	Federal Funds	Nonlimited Other Funds	Nonlimited Federal Funds
<b>Subtotal: 2013-15 Current Service Level</b>	-	-	-	-	-	-	-	-	-
070 - Revenue Reductions/Shortfall									
070 - Revenue Shortfalls	-	-	-	-	-	-	-	-	-
<b>Modified 2013-15 Current Service Level</b>	-	-	-	-	-	-	-	-	-
080 - E-Boards									
081 - May 2012 E-Board	-	-	-	-	-	-	-	-	-
082 - September 2012 E-Board	-	-	-	-	-	-	-	-	-
083 - December 2012 E-Board	-	-	-	-	-	-	-	-	-
<b>Subtotal Emergency Board Packages</b>	-	-	-	-	-	-	-	-	-
Policy Packages									
090 - Analyst Adjustments	-	-	-	-	-	-	-	-	-
201 - Oregon eCourt Debt Service	-	-	-	-	-	-	-	-	-
202 - Oregon eCourt Program	-	-	-	-	-	-	-	-	-
203 - Circuit Courts Service Level Staff Resource Needs	-	-	-	-	-	-	-	-	-
204 - Circuit Courts Treatment Court Staff Resource Needs	-	-	-	-	-	-	-	-	-
205 - Circuit Courts Pro Se Facilitation	-	-	-	-	-	-	-	-	-
206 - Statewide Improvement, Education and Standardization Stal	-	-	-	-	-	-	-	-	-
207 - Oregon eCourt Technical Operations and Training Staff Resc	-	-	-	-	-	-	-	-	-
208 - Centralization and Analysis Staff Resource Needs	-	-	-	-	-	-	-	-	-
209 - Family Law Program	-	-	-	-	-	-	-	-	-
210 - Specialty Courts Grants	-	-	-	-	-	-	-	-	-
211 - 2012 Legislative Session Court of Appeals Panel	-	-	-	-	-	-	-	-	-
212 - Judicial Compensation	-	-	-	-	-	-	-	-	-

# DEPARTMENT SUMMARY

*Summary of 2013-15 Biennium Budget*

Judicial Dept Agency Request Budget  
 Capital Construction Cross Reference Number: 19800-089-00-00-00000  
 2013-15 Biennium

<i>Description</i>	<i>Positions</i>	<i>Full-Time Equivalent (FTE)</i>	<i>ALL FUNDS</i>	<i>General Fund</i>	<i>Lottery Funds</i>	<i>Other Funds</i>	<i>Federal Funds</i>	<i>Nonlimited Other Funds</i>	<i>Nonlimited Federal Funds</i>
213 - Contract Interpreter Rate Increase - Mandated Payments	-	-	-	-	-	-	-	-	-
214 - Local Court Facilities Infrastructure	-	-	-	-	-	-	-	-	-
215 - Local Court Security Systems Standardization	-	-	-	-	-	-	-	-	-
216 - Supreme Court Building Preservation	-	-	26,812,211	-	-	26,812,211	-	-	-
<b>Subtotal Policy Packages</b>	-	-	<b>26,812,211</b>	-	-	<b>26,812,211</b>	-	-	-
<hr/>									
<b>Total 2013-15 Agency Request Budget</b>	-	-	<b>26,812,211</b>	-	-	<b>26,812,211</b>	-	-	-
<hr/>									
Percentage Change From 2011-13 Leg Approved Budget	-	-	-	-	-	-	-	-	-
Percentage Change From 2013-15 Current Service Level	-	-	-	-	-	-	-	-	-

# DEPARTMENT SUMMARY

## Summary of 2013-15 Biennium Budget

Judicial Dept Agency Request Budget  
 Trial Courts Cross Reference Number: 19800-100-00-00-00000  
 2013-15 Biennium

Description	Positions	Full-Time Equivalent (FTE)	ALL FUNDS	General Fund	Lottery Funds	Other Funds	Federal Funds	Nonlimited Other Funds	Nonlimited Federal Funds
2011-13 Leg Adopted Budget	1,385	1,257.56	183,109,812	178,470,588	-	4,639,224	-	-	-
2011-13 Emergency Boards	-	13.46	-	-	-	-	-	-	-
<b>2011-13 Leg Approved Budget</b>	<b>1,385</b>	<b>1,271.02</b>	<b>183,109,812</b>	<b>178,470,588</b>	<b>-</b>	<b>4,639,224</b>	<b>-</b>	<b>-</b>	<b>-</b>
<b>2013-15 Base Budget Adjustments</b>									
Net Cost of Position Actions									
Administrative Biennialized E-Board, Phase-Out	(32)	(30.85)	25,955,434	24,444,260	-	1,511,174	-	-	-
Estimated Cost of Merit Increase	-	-	4,829,588	4,737,306	-	92,282	-	-	-
Base Debt Service Adjustment	-	-	-	-	-	-	-	-	-
Base Nonlimited Adjustment	-	-	-	-	-	-	-	-	-
Capital Construction	-	-	-	-	-	-	-	-	-
<b>Subtotal 2013-15 Base Budget</b>	<b>1,353</b>	<b>1,240.17</b>	<b>213,894,834</b>	<b>207,652,154</b>	<b>-</b>	<b>6,242,680</b>	<b>-</b>	<b>-</b>	<b>-</b>
<b>Essential Packages</b>									
010 - Non-PICS Pers Svc/Vacancy Factor									
Non-PICS Personal Service Increase/(Decrease)	-	-	1,212,072	1,784,672	-	(572,600)	-	-	-
<b>Subtotal</b>	<b>-</b>	<b>-</b>	<b>1,212,072</b>	<b>1,784,672</b>	<b>-</b>	<b>(572,600)</b>	<b>-</b>	<b>-</b>	<b>-</b>
020 - Phase In / Out Pgm & One-time Cost									
021 - Phase-in	-	-	-	-	-	-	-	-	-
022 - Phase-out Pgm & One-time Costs	-	-	-	-	-	-	-	-	-
<b>Subtotal</b>	<b>-</b>	<b>-</b>	<b>-</b>	<b>-</b>	<b>-</b>	<b>-</b>	<b>-</b>	<b>-</b>	<b>-</b>
030 - Inflation & Price List Adjustments									
Cost of Goods & Services Increase/(Decrease)	-	-	305,578	265,438	-	40,140	-	-	-
<b>Subtotal</b>	<b>-</b>	<b>-</b>	<b>305,578</b>	<b>265,438</b>	<b>-</b>	<b>40,140</b>	<b>-</b>	<b>-</b>	<b>-</b>
040 - Mandated Caseload									

11/15/12  
8:48 AM

Page 15 of 46

BDV104 - Biennial Budget Summary  
BDV104

# DEPARTMENT SUMMARY

*Summary of 2013-15 Biennium Budget*

Judicial Dept Agency Request Budget  
 Trial Courts Cross Reference Number: 19800-100-00-00-00000  
 2013-15 Biennium

<i>Description</i>	<i>Positions</i>	<i>Full-Time Equivalent (FTE)</i>	<i>ALL FUNDS</i>	<i>General Fund</i>	<i>Lottery Funds</i>	<i>Other Funds</i>	<i>Federal Funds</i>	<i>Nonlimited Other Funds</i>	<i>Nonlimited Federal Funds</i>
040 - Mandated Caseload	-	-	-	-	-	-	-	-	-
050 - Fundshifts and Revenue Reductions									
050 - Fundshifts	-	-	-	-	-	-	-	-	-
060 - Technical Adjustments									
060 - Technical Adjustments	-	-	-	-	-	-	-	-	-
<b>Subtotal: 2013-15 Current Service Level</b>	<b>1,353</b>	<b>1,240.17</b>	<b>215,412,484</b>	<b>209,702,264</b>	<b>-</b>	<b>5,710,220</b>	<b>-</b>	<b>-</b>	<b>-</b>

# DEPARTMENT SUMMARY

## Summary of 2013-15 Biennium Budget

Judicial Dept Agency Request Budget  
 Trial Courts Cross Reference Number: 19800-100-00-00-00000  
 2013-15 Biennium

Description	Positions	Full-Time Equivalent (FTE)	ALL FUNDS	General Fund	Lottery Funds	Other Funds	Federal Funds	Nonlimited Other Funds	Nonlimited Federal Funds
<b>Subtotal: 2013-15 Current Service Level</b>	1,353	1,240.17	215,412,484	209,702,264	-	5,710,220	-	-	-
070 - Revenue Reductions/Shortfall									
070 - Revenue Shortfalls	-	-	-	-	-	-	-	-	-
<b>Modified 2013-15 Current Service Level</b>	1,353	1,240.17	215,412,484	209,702,264	-	5,710,220	-	-	-
080 - E-Boards									
081 - May 2012 E-Board	-	-	-	-	-	-	-	-	-
082 - September 2012 E-Board	-	-	-	-	-	-	-	-	-
083 - December 2012 E-Board	-	-	-	-	-	-	-	-	-
<b>Subtotal Emergency Board Packages</b>	-	-	-	-	-	-	-	-	-
Policy Packages									
090 - Analyst Adjustments	-	-	-	-	-	-	-	-	-
201 - Oregon eCourt Debt Service	-	-	-	-	-	-	-	-	-
202 - Oregon eCourt Program	-	-	-	-	-	-	-	-	-
203 - Circuit Courts Service Level Staff Resource Needs	62	51.14	6,732,928	6,732,928	-	-	-	-	-
204 - Circuit Courts Treatment Court Staff Resource Needs	13	9.21	1,645,292	1,645,292	-	-	-	-	-
205 - Circuit Courts Pro Se Facilitation	17	14.29	2,044,335	2,044,335	-	-	-	-	-
206 - Statewide Improvement, Education and Standardization Stal	-	-	-	-	-	-	-	-	-
207 - Oregon eCourt Technical Operations and Training Staff Resc	-	-	-	-	-	-	-	-	-
208 - Centralization and Analysis Staff Resource Needs	-	-	-	-	-	-	-	-	-
209 - Family Law Program	-	-	-	-	-	-	-	-	-
210 - Specialty Courts Grants	7	4.90	911,709	-	-	911,709	-	-	-
211 - 2012 Legislative Session Court of Appeals Panel	-	-	-	-	-	-	-	-	-
212 - Judicial Compensation	-	-	-	-	-	-	-	-	-

11/15/12  
8:48 AM

Page 17 of 46

BDV104 - Biennial Budget Summary  
BDV104

# DEPARTMENT SUMMARY

*Summary of 2013-15 Biennium Budget*

Judicial Dept Agency Request Budget  
 Trial Courts Cross Reference Number: 19800-100-00-00-00000  
 2013-15 Biennium

Description	Positions	Full-Time Equivalent (FTE)	ALL FUNDS	General Fund	Lottery Funds	Other Funds	Federal Funds	Nonlimited Other Funds	Nonlimited Federal Funds
213 - Contract Interpreter Rate Increase - Mandated Payments	-	-	-	-	-	-	-	-	-
214 - Local Court Facilities Infrastructure	-	-	-	-	-	-	-	-	-
215 - Local Court Security Systems Standardization	-	-	-	-	-	-	-	-	-
216 - Supreme Court Building Preservation	-	-	-	-	-	-	-	-	-
<b>Subtotal Policy Packages</b>	<b>99</b>	<b>79.54</b>	<b>11,334,264</b>	<b>10,422,555</b>	<b>-</b>	<b>911,709</b>	<b>-</b>	<b>-</b>	<b>-</b>
<b>Total 2013-15 Agency Request Budget</b>	<b>1,452</b>	<b>1,319.71</b>	<b>226,746,748</b>	<b>220,124,819</b>	<b>-</b>	<b>6,621,929</b>	<b>-</b>	<b>-</b>	<b>-</b>
Percentage Change From 2011-13 Leg Approved Budget	4.80%	3.80%	23.80%	23.30%	-	42.70%	-	-	-
Percentage Change From 2013-15 Current Service Level	7.30%	6.40%	5.30%	5.00%	-	16.00%	-	-	-

# DEPARTMENT SUMMARY

## Summary of 2013-15 Biennium Budget

Judicial Dept Agency Request Budget  
 Appellate/Tax Courts Cross Reference Number: 19800-101-00-00-00000  
 2013-15 Biennium

Description	Positions	Full-Time Equivalent (FTE)	ALL FUNDS	General Fund	Lottery Funds	Other Funds	Federal Funds	Nonlimited Other Funds	Nonlimited Federal Funds
2011-13 Leg Adopted Budget	88	84.08	16,666,587	15,702,968	-	963,619	-	-	-
2011-13 Emergency Boards	-	-	2,200,698	-	-	2,200,698	-	-	-
<b>2011-13 Leg Approved Budget</b>	<b>88</b>	<b>84.08</b>	<b>18,867,285</b>	<b>15,702,968</b>	<b>-</b>	<b>3,164,317</b>	<b>-</b>	<b>-</b>	<b>-</b>
<b>2013-15 Base Budget Adjustments</b>									
Net Cost of Position Actions									
Administrative Biennialized E-Board, Phase-Out	11	10.40	1,873,142	3,427,885	-	(1,554,743)	-	-	-
Estimated Cost of Merit Increase	-	-	420,532	400,235	-	20,297	-	-	-
Base Debt Service Adjustment	-	-	-	-	-	-	-	-	-
Base Nonlimited Adjustment	-	-	-	-	-	-	-	-	-
Capital Construction	-	-	-	-	-	-	-	-	-
<b>Subtotal 2013-15 Base Budget</b>	<b>99</b>	<b>94.48</b>	<b>21,160,959</b>	<b>19,531,088</b>	<b>-</b>	<b>1,629,871</b>	<b>-</b>	<b>-</b>	<b>-</b>
<b>Essential Packages</b>									
010 - Non-PICS Pers Svc/Vacancy Factor									
Non-PICS Personal Service Increase/(Decrease)	-	-	397,346	368,966	-	28,380	-	-	-
<b>Subtotal</b>	<b>-</b>	<b>-</b>	<b>397,346</b>	<b>368,966</b>	<b>-</b>	<b>28,380</b>	<b>-</b>	<b>-</b>	<b>-</b>
020 - Phase In / Out Pgm & One-time Cost									
021 - Phase-in	-	-	-	-	-	-	-	-	-
022 - Phase-out Pgm & One-time Costs	-	-	-	-	-	-	-	-	-
<b>Subtotal</b>	<b>-</b>	<b>-</b>	<b>-</b>	<b>-</b>	<b>-</b>	<b>-</b>	<b>-</b>	<b>-</b>	<b>-</b>
030 - Inflation & Price List Adjustments									
Cost of Goods & Services Increase/(Decrease)	-	-	34,526	34,526	-	-	-	-	-
<b>Subtotal</b>	<b>-</b>	<b>-</b>	<b>34,526</b>	<b>34,526</b>	<b>-</b>	<b>-</b>	<b>-</b>	<b>-</b>	<b>-</b>
040 - Mandated Caseload									

# DEPARTMENT SUMMARY

*Summary of 2013-15 Biennium Budget*

Judicial Dept Agency Request Budget  
 Appellate/Tax Courts Cross Reference Number: 19800-101-00-00-00000  
 2013-15 Biennium

<i>Description</i>	<i>Positions</i>	<i>Full-Time Equivalent (FTE)</i>	<i>ALL FUNDS</i>	<i>General Fund</i>	<i>Lottery Funds</i>	<i>Other Funds</i>	<i>Federal Funds</i>	<i>Nonlimited Other Funds</i>	<i>Nonlimited Federal Funds</i>
040 - Mandated Caseload	-	-	-	-	-	-	-	-	-
050 - Fundshifts and Revenue Reductions									
050 - Fundshifts	-	-	-	-	-	-	-	-	-
060 - Technical Adjustments									
060 - Technical Adjustments	-	-	-	-	-	-	-	-	-
<b>Subtotal: 2013-15 Current Service Level</b>	<b>99</b>	<b>94.48</b>	<b>21,592,831</b>	<b>19,934,580</b>	<b>-</b>	<b>1,658,251</b>	<b>-</b>	<b>-</b>	<b>-</b>



# DEPARTMENT SUMMARY

## Summary of 2013-15 Biennium Budget

Judicial Dept Agency Request Budget  
 Appellate/Tax Courts Cross Reference Number: 19800-101-00-00-00000  
 2013-15 Biennium

Description	Positions	Full-Time Equivalent (FTE)	ALL FUNDS	General Fund	Lottery Funds	Other Funds	Federal Funds	Nonlimited Other Funds	Nonlimited Federal Funds
<b>Subtotal: 2013-15 Current Service Level</b>	99	94.48	21,592,831	19,934,580	-	1,658,251	-	-	-
070 - Revenue Reductions/Shortfall									
070 - Revenue Shortfalls	-	-	-	-	-	-	-	-	-
<b>Modified 2013-15 Current Service Level</b>	99	94.48	21,592,831	19,934,580	-	1,658,251	-	-	-
080 - E-Boards									
081 - May 2012 E-Board	-	-	-	-	-	-	-	-	-
082 - September 2012 E-Board	-	-	-	-	-	-	-	-	-
083 - December 2012 E-Board	-	-	-	-	-	-	-	-	-
<b>Subtotal Emergency Board Packages</b>	-	-	-	-	-	-	-	-	-
Policy Packages									
090 - Analyst Adjustments	-	-	-	-	-	-	-	-	-
201 - Oregon eCourt Debt Service	-	-	-	-	-	-	-	-	-
202 - Oregon eCourt Program	-	-	-	-	-	-	-	-	-
203 - Circuit Courts Service Level Staff Resource Needs	-	-	-	-	-	-	-	-	-
204 - Circuit Courts Treatment Court Staff Resource Needs	-	-	-	-	-	-	-	-	-
205 - Circuit Courts Pro Se Facilitation	-	-	-	-	-	-	-	-	-
206 - Statewide Improvement, Education and Standardization Stal	-	-	-	-	-	-	-	-	-
207 - Oregon eCourt Technical Operations and Training Staff Resc	-	-	-	-	-	-	-	-	-
208 - Centralization and Analysis Staff Resource Needs	-	-	-	-	-	-	-	-	-
209 - Family Law Program	-	-	-	-	-	-	-	-	-
210 - Specialty Courts Grants	-	-	-	-	-	-	-	-	-
211 - 2012 Legislative Session Court of Appeals Panel	9	8.64	2,006,054	2,006,054	-	-	-	-	-
212 - Judicial Compensation	-	-	-	-	-	-	-	-	-

# DEPARTMENT SUMMARY

## Summary of 2013-15 Biennium Budget

Judicial Dept Agency Request Budget  
 Appellate/Tax Courts Cross Reference Number: 19800-101-00-00-00000  
 2013-15 Biennium

Description	Positions	Full-Time Equivalent (FTE)	ALL FUNDS	General Fund	Lottery Funds	Other Funds	Federal Funds	Nonlimited Other Funds	Nonlimited Federal Funds
213 - Contract Interpreter Rate Increase - Mandated Payments	-	-	-	-	-	-	-	-	-
214 - Local Court Facilities Infrastructure	-	-	-	-	-	-	-	-	-
215 - Local Court Security Systems Standardization	-	-	-	-	-	-	-	-	-
216 - Supreme Court Building Preservation	-	-	-	-	-	-	-	-	-
<b>Subtotal Policy Packages</b>	<b>9</b>	<b>8.64</b>	<b>2,006,054</b>	<b>2,006,054</b>	-	-	-	-	-
<b>Total 2013-15 Agency Request Budget</b>	<b>108</b>	<b>103.12</b>	<b>23,598,885</b>	<b>21,940,634</b>	-	<b>1,658,251</b>	-	-	-
Percentage Change From 2011-13 Leg Approved Budget	22.70%	22.60%	25.10%	39.70%	-	-47.60%	-	-	-
Percentage Change From 2013-15 Current Service Level	9.10%	9.10%	9.30%	10.10%	-	-	-	-	-

# DEPARTMENT SUMMARY

## Summary of 2013-15 Biennium Budget

Judicial Dept Agency Request Budget  
 Administration and Central Support Cross Reference Number: 19800-102-00-00-00000  
 2013-15 Biennium

Description	Positions	Full-Time Equivalent (FTE)	ALL FUNDS	General Fund	Lottery Funds	Other Funds	Federal Funds	Nonlimited Other Funds	Nonlimited Federal Funds
2011-13 Leg Adopted Budget	152	147.25	51,997,365	45,951,703	-	5,195,049	850,613	-	-
2011-13 Emergency Boards	-	-	520,879	241,453	-	279,426	-	-	-
<b>2011-13 Leg Approved Budget</b>	<b>152</b>	<b>147.25</b>	<b>52,518,244</b>	<b>46,193,156</b>	<b>-</b>	<b>5,474,475</b>	<b>850,613</b>	<b>-</b>	<b>-</b>
<b>2013-15 Base Budget Adjustments</b>									
Net Cost of Position Actions									
Administrative Biennialized E-Board, Phase-Out	8	10.25	6,176,821	5,373,527	-	790,183	13,111	-	-
Estimated Cost of Merit Increase	-	-	795,163	640,505	-	141,149	13,509	-	-
Base Debt Service Adjustment	-	-	-	-	-	-	-	-	-
Base Nonlimited Adjustment	-	-	-	-	-	-	-	-	-
Capital Construction	-	-	-	-	-	-	-	-	-
<b>Subtotal 2013-15 Base Budget</b>	<b>160</b>	<b>157.50</b>	<b>59,490,228</b>	<b>52,207,188</b>	<b>-</b>	<b>6,405,807</b>	<b>877,233</b>	<b>-</b>	<b>-</b>
<b>Essential Packages</b>									
010 - Non-PICS Pers Svc/Vacancy Factor									
Non-PICS Personal Service Increase/(Decrease)	-	-	266,954	368,023	-	(101,800)	731	-	-
<b>Subtotal</b>	<b>-</b>	<b>-</b>	<b>266,954</b>	<b>368,023</b>	<b>-</b>	<b>(101,800)</b>	<b>731</b>	<b>-</b>	<b>-</b>
020 - Phase In / Out Pgm & One-time Cost									
021 - Phase-in	-	-	-	-	-	-	-	-	-
022 - Phase-out Pgm & One-time Costs	-	-	(97,460)	-	-	(97,460)	-	-	-
<b>Subtotal</b>	<b>-</b>	<b>-</b>	<b>(97,460)</b>	<b>-</b>	<b>-</b>	<b>(97,460)</b>	<b>-</b>	<b>-</b>	<b>-</b>
030 - Inflation & Price List Adjustments									
Cost of Goods & Services Increase/(Decrease)	-	-	449,627	419,160	-	16,047	14,420	-	-
State Gov't & Services Charges Increase/(Decrease)	-	-	(1,309,581)	(1,309,581)	-	-	-	-	-
<b>Subtotal</b>	<b>-</b>	<b>-</b>	<b>(859,954)</b>	<b>(890,421)</b>	<b>-</b>	<b>16,047</b>	<b>14,420</b>	<b>-</b>	<b>-</b>

11/15/12  
8:48 AM

Page 23 of 46

BDV104 - Biennial Budget Summary  
BDV104

# DEPARTMENT SUMMARY

*Summary of 2013-15 Biennium Budget*

Judicial Dept Agency Request Budget  
 Administration and Central Support Cross Reference Number: 19800-102-00-00-00000  
 2013-15 Biennium

<i>Description</i>	<i>Positions</i>	<i>Full-Time Equivalent (FTE)</i>	<i>ALL FUNDS</i>	<i>General Fund</i>	<i>Lottery Funds</i>	<i>Other Funds</i>	<i>Federal Funds</i>	<i>Nonlimited Other Funds</i>	<i>Nonlimited Federal Funds</i>
040 - Mandated Caseload									
040 - Mandated Caseload	-	-	-	-	-	-	-	-	-
050 - Fundshifts and Revenue Reductions									
050 - Fundshifts	-	-	-	-	-	-	-	-	-
060 - Technical Adjustments									
060 - Technical Adjustments	-	-	-	-	-	-	-	-	-
<b>Subtotal: 2013-15 Current Service Level</b>	<b>160</b>	<b>157.50</b>	<b>58,799,768</b>	<b>51,684,790</b>	<b>-</b>	<b>6,222,594</b>	<b>892,384</b>	<b>-</b>	<b>-</b>

# DEPARTMENT SUMMARY

## Summary of 2013-15 Biennium Budget

Judicial Dept Agency Request Budget  
 Administration and Central Support Cross Reference Number: 19800-102-00-00-00000  
 2013-15 Biennium

Description	Positions	Full-Time Equivalent (FTE)	ALL FUNDS	General Fund	Lottery Funds	Other Funds	Federal Funds	Nonlimited Other Funds	Nonlimited Federal Funds
<b>Subtotal: 2013-15 Current Service Level</b>	160	157.50	58,799,768	51,684,790	-	6,222,594	892,384	-	-
070 - Revenue Reductions/Shortfall									
070 - Revenue Shortfalls	-	-	-	-	-	-	-	-	-
<b>Modified 2013-15 Current Service Level</b>	160	157.50	58,799,768	51,684,790	-	6,222,594	892,384	-	-
080 - E-Boards									
081 - May 2012 E-Board	-	-	-	-	-	-	-	-	-
082 - September 2012 E-Board	-	-	-	-	-	-	-	-	-
083 - December 2012 E-Board	-	-	-	-	-	-	-	-	-
<b>Subtotal Emergency Board Packages</b>	-	-	-	-	-	-	-	-	-
Policy Packages									
090 - Analyst Adjustments	-	-	-	-	-	-	-	-	-
201 - Oregon eCourt Debt Service	-	-	-	-	-	-	-	-	-
202 - Oregon eCourt Program	-	-	-	-	-	-	-	-	-
203 - Circuit Courts Service Level Staff Resource Needs	-	-	-	-	-	-	-	-	-
204 - Circuit Courts Treatment Court Staff Resource Needs	-	-	-	-	-	-	-	-	-
205 - Circuit Courts Pro Se Facilitation	-	-	-	-	-	-	-	-	-
206 - Statewide Improvement, Education and Standardization Staff	3	2.64	558,932	558,932	-	-	-	-	-
207 - Oregon eCourt Technical Operations and Training Staff Resc	6	5.28	1,123,189	1,123,189	-	-	-	-	-
208 - Centralization and Analysis Staff Resource Needs	10	7.14	926,091	926,091	-	-	-	-	-
209 - Family Law Program	3	2.64	532,574	532,574	-	-	-	-	-
210 - Specialty Courts Grants	-	-	-	-	-	-	-	-	-
211 - 2012 Legislative Session Court of Appeals Panel	-	-	-	-	-	-	-	-	-
212 - Judicial Compensation	-	-	-	-	-	-	-	-	-

# DEPARTMENT SUMMARY

## Summary of 2013-15 Biennium Budget

Judicial Dept Agency Request Budget  
 Administration and Central Support Cross Reference Number: 19800-102-00-00-00000  
 2013-15 Biennium

Description	Positions	Full-Time Equivalent (FTE)	ALL FUNDS	General Fund	Lottery Funds	Other Funds	Federal Funds	Nonlimited Other Funds	Nonlimited Federal Funds
213 - Contract Interpreter Rate Increase - Mandated Payments	-	-	-	-	-	-	-	-	-
214 - Local Court Facilities Infrastructure	-	-	-	-	-	-	-	-	-
215 - Local Court Security Systems Standardization	-	-	-	-	-	-	-	-	-
216 - Supreme Court Building Preservation	-	-	-	-	-	-	-	-	-
<b>Subtotal Policy Packages</b>	<b>22</b>	<b>17.70</b>	<b>3,140,786</b>	<b>3,140,786</b>	-	-	-	-	-
<b>Total 2013-15 Agency Request Budget</b>	<b>182</b>	<b>175.20</b>	<b>61,940,554</b>	<b>54,825,576</b>	-	<b>6,222,594</b>	<b>892,384</b>	-	-
Percentage Change From 2011-13 Leg Approved Budget	19.70%	19.00%	17.90%	18.70%	-	13.70%	4.90%	-	-
Percentage Change From 2013-15 Current Service Level	13.80%	11.20%	5.30%	6.10%	-	-	-	-	-

# DEPARTMENT SUMMARY

## Summary of 2013-15 Biennium Budget

Judicial Dept Agency Request Budget  
Mandated Payments Cross Reference Number: 19800-200-00-00-00000  
2013-15 Biennium

Description	Positions	Full-Time Equivalent (FTE)	ALL FUNDS	General Fund	Lottery Funds	Other Funds	Federal Funds	Nonlimited Other Funds	Nonlimited Federal Funds
2011-13 Leg Adopted Budget	23	23.00	13,424,735	12,889,400	-	535,335	-	-	-
2011-13 Emergency Boards	-	-	474,346	474,346	-	-	-	-	-
<b>2011-13 Leg Approved Budget</b>	<b>23</b>	<b>23.00</b>	<b>13,899,081</b>	<b>13,363,746</b>	<b>-</b>	<b>535,335</b>	<b>-</b>	<b>-</b>	<b>-</b>
<b>2013-15 Base Budget Adjustments</b>									
Net Cost of Position Actions									
Administrative Biennialized E-Board, Phase-Out	-	(0.69)	371,511	396,339	-	(24,828)	-	-	-
Estimated Cost of Merit Increase	-	-	122,028	120,016	-	2,012	-	-	-
Base Debt Service Adjustment	-	-	-	-	-	-	-	-	-
Base Nonlimited Adjustment	-	-	-	-	-	-	-	-	-
Capital Construction	-	-	-	-	-	-	-	-	-
<b>Subtotal 2013-15 Base Budget</b>	<b>23</b>	<b>22.31</b>	<b>14,392,620</b>	<b>13,880,101</b>	<b>-</b>	<b>512,519</b>	<b>-</b>	<b>-</b>	<b>-</b>
<b>Essential Packages</b>									
010 - Non-PICS Pers Svc/Vacancy Factor									
Non-PICS Personal Service Increase/(Decrease)	-	-	41,379	39,293	-	2,086	-	-	-
<b>Subtotal</b>	<b>-</b>	<b>-</b>	<b>41,379</b>	<b>39,293</b>	<b>-</b>	<b>2,086</b>	<b>-</b>	<b>-</b>	<b>-</b>
020 - Phase In / Out Pgm & One-time Cost									
021 - Phase-in	-	-	-	-	-	-	-	-	-
022 - Phase-out Pgm & One-time Costs	-	-	-	-	-	-	-	-	-
<b>Subtotal</b>	<b>-</b>	<b>-</b>	<b>-</b>	<b>-</b>	<b>-</b>	<b>-</b>	<b>-</b>	<b>-</b>	<b>-</b>
030 - Inflation & Price List Adjustments									
Cost of Goods & Services Increase/(Decrease)	-	-	262,178	250,778	-	11,400	-	-	-
<b>Subtotal</b>	<b>-</b>	<b>-</b>	<b>262,178</b>	<b>250,778</b>	<b>-</b>	<b>11,400</b>	<b>-</b>	<b>-</b>	<b>-</b>
040 - Mandated Caseload									
<div style="display: flex; justify-content: space-between; font-size: small;"> <span>11/15/12 8:48 AM</span> <span>Page 27 of 46</span> <span>BDV104 - Biennial Budget Summary BDV104</span> </div>									

# DEPARTMENT SUMMARY

*Summary of 2013-15 Biennium Budget*

Judicial Dept  
 Mandated Payments  
 2013-15 Biennium

Agency Request Budget  
 Cross Reference Number: 19800-200-00-00-00000

<i>Description</i>	<i>Positions</i>	<i>Full-Time Equivalent (FTE)</i>	<i>ALL FUNDS</i>	<i>General Fund</i>	<i>Lottery Funds</i>	<i>Other Funds</i>	<i>Federal Funds</i>	<i>Nonlimited Other Funds</i>	<i>Nonlimited Federal Funds</i>
040 - Mandated Caseload	-	-	-	-	-	-	-	-	-
050 - Fundshifts and Revenue Reductions									
050 - Fundshifts	-	-	-	-	-	-	-	-	-
060 - Technical Adjustments									
060 - Technical Adjustments	-	-	-	-	-	-	-	-	-
<b>Subtotal: 2013-15 Current Service Level</b>	<b>23</b>	<b>22.31</b>	<b>14,696,177</b>	<b>14,170,172</b>	<b>-</b>	<b>526,005</b>	<b>-</b>	<b>-</b>	<b>-</b>



# DEPARTMENT SUMMARY

*Summary of 2013-15 Biennium Budget*

Judicial Dept Agency Request Budget  
 Mandated Payments Cross Reference Number: 19800-200-00-00-00000  
 2013-15 Biennium

Description	Positions	Full-Time Equivalent (FTE)	ALL FUNDS	General Fund	Lottery Funds	Other Funds	Federal Funds	Nonlimited Other Funds	Nonlimited Federal Funds
<b>Subtotal: 2013-15 Current Service Level</b>	23	22.31	14,696,177	14,170,172	-	526,005	-	-	-
070 - Revenue Reductions/Shortfall									
070 - Revenue Shortfalls	-	-	-	-	-	-	-	-	-
<b>Modified 2013-15 Current Service Level</b>	23	22.31	14,696,177	14,170,172	-	526,005	-	-	-
080 - E-Boards									
081 - May 2012 E-Board	-	-	-	-	-	-	-	-	-
082 - September 2012 E-Board	-	-	-	-	-	-	-	-	-
083 - December 2012 E-Board	-	-	-	-	-	-	-	-	-
<b>Subtotal Emergency Board Packages</b>	-	-	-	-	-	-	-	-	-
Policy Packages									
090 - Analyst Adjustments	-	-	-	-	-	-	-	-	-
201 - Oregon eCourt Debt Service	-	-	-	-	-	-	-	-	-
202 - Oregon eCourt Program	-	-	-	-	-	-	-	-	-
203 - Circuit Courts Service Level Staff Resource Needs	-	-	-	-	-	-	-	-	-
204 - Circuit Courts Treatment Court Staff Resource Needs	-	-	-	-	-	-	-	-	-
205 - Circuit Courts Pro Se Facilitation	-	-	-	-	-	-	-	-	-
206 - Statewide Improvement, Education and Standardization Stal	-	-	-	-	-	-	-	-	-
207 - Oregon eCourt Technical Operations and Training Staff Resc	-	-	-	-	-	-	-	-	-
208 - Centralization and Analysis Staff Resource Needs	-	-	-	-	-	-	-	-	-
209 - Family Law Program	-	-	-	-	-	-	-	-	-
210 - Specialty Courts Grants	-	-	-	-	-	-	-	-	-
211 - 2012 Legislative Session Court of Appeals Panel	-	-	-	-	-	-	-	-	-
212 - Judicial Compensation	-	-	-	-	-	-	-	-	-

# DEPARTMENT SUMMARY

## Summary of 2013-15 Biennium Budget

Judicial Dept Agency Request Budget  
 Mandated Payments Cross Reference Number: 19800-200-00-00-00000  
 2013-15 Biennium

Description	Positions	Full-Time Equivalent (FTE)	ALL FUNDS	General Fund	Lottery Funds	Other Funds	Federal Funds	Nonlimited Other Funds	Nonlimited Federal Funds
213 - Contract Interpreter Rate Increase - Mandated Payments	-	-	1,476,135	1,476,135	-	-	-	-	-
214 - Local Court Facilities Infrastructure	-	-	-	-	-	-	-	-	-
215 - Local Court Security Systems Standardization	-	-	-	-	-	-	-	-	-
216 - Supreme Court Building Preservation	-	-	-	-	-	-	-	-	-
<b>Subtotal Policy Packages</b>	-	-	1,476,135	1,476,135	-	-	-	-	-
<b>Total 2013-15 Agency Request Budget</b>	<b>23</b>	<b>22.31</b>	<b>16,172,312</b>	<b>15,646,307</b>	<b>-</b>	<b>526,005</b>	<b>-</b>	<b>-</b>	<b>-</b>
Percentage Change From 2011-13 Leg Approved Budget	-	-3.00%	16.40%	17.10%	-	-1.70%	-	-	-
Percentage Change From 2013-15 Current Service Level	-	-	10.00%	10.40%	-	-	-	-	-

# DEPARTMENT SUMMARY

## Summary of 2013-15 Biennium Budget

Judicial Dept Agency Request Budget  
 3rd Party Debt Collection Cross Reference Number: 19800-210-00-00-00000  
 2013-15 Biennium

Description	Positions	Full-Time Equivalent (FTE)	ALL FUNDS	General Fund	Lottery Funds	Other Funds	Federal Funds	Nonlimited Other Funds	Nonlimited Federal Funds
2011-13 Leg Adopted Budget	-	-	9,300,000	9,300,000	-	-	-	-	-
2011-13 Emergency Boards	-	-	2,379,729	2,379,729	-	-	-	-	-
<b>2011-13 Leg Approved Budget</b>	-	-	<b>11,679,729</b>	<b>11,679,729</b>	-	-	-	-	-
<b>2013-15 Base Budget Adjustments</b>									
Net Cost of Position Actions									
Administrative Biennialized E-Board, Phase-Out	-	-	-	-	-	-	-	-	-
Estimated Cost of Merit Increase	-	-	-	-	-	-	-	-	-
Base Debt Service Adjustment	-	-	-	-	-	-	-	-	-
Base Nonlimited Adjustment	-	-	-	-	-	-	-	-	-
Capital Construction	-	-	-	-	-	-	-	-	-
<b>Subtotal 2013-15 Base Budget</b>	-	-	<b>11,679,729</b>	<b>11,679,729</b>	-	-	-	-	-
<b>Essential Packages</b>									
010 - Non-PICS Pers Svc/Vacancy Factor									
Non-PICS Personal Service Increase/(Decrease)	-	-	-	-	-	-	-	-	-
<b>Subtotal</b>	-	-	-	-	-	-	-	-	-
020 - Phase In / Out Pgm & One-time Cost									
021 - Phase-in	-	-	-	-	-	-	-	-	-
022 - Phase-out Pgm & One-time Costs	-	-	-	-	-	-	-	-	-
<b>Subtotal</b>	-	-	-	-	-	-	-	-	-
030 - Inflation & Price List Adjustments									
Cost of Goods & Services Increase/(Decrease)	-	-	280,313	280,313	-	-	-	-	-
<b>Subtotal</b>	-	-	<b>280,313</b>	<b>280,313</b>	-	-	-	-	-
040 - Mandated Caseload									

11/15/12  
8:48 AM

Page 31 of 46

BDV104 - Biennial Budget Summary  
BDV104

# DEPARTMENT SUMMARY

*Summary of 2013-15 Biennium Budget*

Judicial Dept Agency Request Budget  
 3rd Party Debt Collection Cross Reference Number: 19800-210-00-00-00000  
 2013-15 Biennium

<i>Description</i>	<i>Positions</i>	<i>Full-Time Equivalent (FTE)</i>	<i>ALL FUNDS</i>	<i>General Fund</i>	<i>Lottery Funds</i>	<i>Other Funds</i>	<i>Federal Funds</i>	<i>Nonlimited Other Funds</i>	<i>Nonlimited Federal Funds</i>
040 - Mandated Caseload	-	-	-	-	-	-	-	-	-
050 - Fundshifts and Revenue Reductions									
050 - Fundshifts	-	-	-	-	-	-	-	-	-
060 - Technical Adjustments									
060 - Technical Adjustments	-	-	-	-	-	-	-	-	-
<b>Subtotal: 2013-15 Current Service Level</b>	-	-	11,960,042	11,960,042	-	-	-	-	-

# DEPARTMENT SUMMARY

*Summary of 2013-15 Biennium Budget*

Judicial Dept Agency Request Budget  
 3rd Party Debt Collection Cross Reference Number: 19800-210-00-00-00000  
 2013-15 Biennium

Description	Positions	Full-Time Equivalent (FTE)	ALL FUNDS	General Fund	Lottery Funds	Other Funds	Federal Funds	Nonlimited Other Funds	Nonlimited Federal Funds
<b>Subtotal: 2013-15 Current Service Level</b>	-	-	11,960,042	11,960,042	-	-	-	-	-
070 - Revenue Reductions/Shortfall									
070 - Revenue Shortfalls	-	-	-	-	-	-	-	-	-
<b>Modified 2013-15 Current Service Level</b>	-	-	11,960,042	11,960,042	-	-	-	-	-
080 - E-Boards									
081 - May 2012 E-Board	-	-	-	-	-	-	-	-	-
082 - September 2012 E-Board	-	-	-	-	-	-	-	-	-
083 - December 2012 E-Board	-	-	-	-	-	-	-	-	-
<b>Subtotal Emergency Board Packages</b>	-	-	-	-	-	-	-	-	-
Policy Packages									
090 - Analyst Adjustments	-	-	-	-	-	-	-	-	-
201 - Oregon eCourt Debt Service	-	-	-	-	-	-	-	-	-
202 - Oregon eCourt Program	-	-	-	-	-	-	-	-	-
203 - Circuit Courts Service Level Staff Resource Needs	-	-	-	-	-	-	-	-	-
204 - Circuit Courts Treatment Court Staff Resource Needs	-	-	-	-	-	-	-	-	-
205 - Circuit Courts Pro Se Facilitation	-	-	-	-	-	-	-	-	-
206 - Statewide Improvement, Education and Standardization Stat	-	-	-	-	-	-	-	-	-
207 - Oregon eCourt Technical Operations and Training Staff Resc	-	-	-	-	-	-	-	-	-
208 - Centralization and Analysis Staff Resource Needs	-	-	-	-	-	-	-	-	-
209 - Family Law Program	-	-	-	-	-	-	-	-	-
210 - Specialty Courts Grants	-	-	-	-	-	-	-	-	-
211 - 2012 Legislative Session Court of Appeals Panel	-	-	-	-	-	-	-	-	-
212 - Judicial Compensation	-	-	-	-	-	-	-	-	-

# DEPARTMENT SUMMARY

*Summary of 2013-15 Biennium Budget*

<b>Judicial Dept</b> <b>3rd Party Debt Collection</b> <b>2013-15 Biennium</b>	<b>Agency Request Budget</b> <b>Cross Reference Number: 19800-210-00-00-00000</b>
---	--

<i>Description</i>	<i>Positions</i>	<i>Full-Time Equivalent (FTE)</i>	<i>ALL FUNDS</i>	<i>General Fund</i>	<i>Lottery Funds</i>	<i>Other Funds</i>	<i>Federal Funds</i>	<i>Nonlimited Other Funds</i>	<i>Nonlimited Federal Funds</i>
213 - Contract Interpreter Rate Increase - Mandated Payments	-	-	-	-	-	-	-	-	-
214 - Local Court Facilities Infrastructure	-	-	-	-	-	-	-	-	-
215 - Local Court Security Systems Standardization	-	-	-	-	-	-	-	-	-
216 - Supreme Court Building Preservation	-	-	-	-	-	-	-	-	-
<b>Subtotal Policy Packages</b>	-	-	-	-	-	-	-	-	-
<b>Total 2013-15 Agency Request Budget</b>	-	-	<b>11,960,042</b>	<b>11,960,042</b>	-	-	-	-	-
Percentage Change From 2011-13 Leg Approved Budget	-	-	2.40%	2.40%	-	-	-	-	-
Percentage Change From 2013-15 Current Service Level	-	-	-	-	-	-	-	-	-

# DEPARTMENT SUMMARY

## Summary of 2013-15 Biennium Budget

Judicial Dept Agency Request Budget  
 External Pass-Throughs Cross Reference Number: 19800-220-00-00-00000  
 2013-15 Biennium

Description	Positions	Full-Time Equivalent (FTE)	ALL FUNDS	General Fund	Lottery Funds	Other Funds	Federal Funds	Nonlimited Other Funds	Nonlimited Federal Funds
2011-13 Leg Adopted Budget	-	-	15,075,000	15,075,000	-	-	-	-	-
2011-13 Emergency Boards	-	-	(445,040)	(522,900)	-	77,860	-	-	-
<b>2011-13 Leg Approved Budget</b>	-	-	<b>14,629,960</b>	<b>14,552,100</b>	-	<b>77,860</b>	-	-	-
<b>2013-15 Base Budget Adjustments</b>									
Net Cost of Position Actions									
Administrative Biennialized E-Board, Phase-Out	-	-	-	-	-	-	-	-	-
Estimated Cost of Merit Increase	-	-	-	-	-	-	-	-	-
Base Debt Service Adjustment	-	-	-	-	-	-	-	-	-
Base Nonlimited Adjustment	-	-	-	-	-	-	-	-	-
Capital Construction	-	-	-	-	-	-	-	-	-
<b>Subtotal 2013-15 Base Budget</b>	-	-	<b>14,629,960</b>	<b>14,552,100</b>	-	<b>77,860</b>	-	-	-
020 - Phase In / Out Pgm & One-time Cost									
021 - Phase-in	-	-	-	-	-	-	-	-	-
022 - Phase-out Pgm & One-time Costs	-	-	(77,860)	-	-	(77,860)	-	-	-
<b>Subtotal</b>	-	-	<b>(77,860)</b>	-	-	<b>(77,860)</b>	-	-	-
030 - Inflation & Price List Adjustments									
Cost of Goods & Services Increase/(Decrease)	-	-	349,250	349,250	-	-	-	-	-
<b>Subtotal</b>	-	-	<b>349,250</b>	<b>349,250</b>	-	-	-	-	-
040 - Mandated Caseload									
040 - Mandated Caseload	-	-	-	-	-	-	-	-	-
050 - Fundshifts and Revenue Reductions									
050 - Fundshifts	-	-	-	-	-	-	-	-	-
060 - Technical Adjustments									

11/15/12  
8:48 AM

Page 35 of 46

BDV104 - Biennial Budget Summary  
BDV104

# DEPARTMENT SUMMARY

*Summary of 2013-15 Biennium Budget*

Judicial Dept Agency Request Budget  
 External Pass-Throughs Cross Reference Number: 19800-220-00-00-00000  
 2013-15 Biennium

<i>Description</i>	<i>Positions</i>	<i>Full-Time Equivalent (FTE)</i>	<i>ALL FUNDS</i>	<i>General Fund</i>	<i>Lottery Funds</i>	<i>Other Funds</i>	<i>Federal Funds</i>	<i>Nonlimited Other Funds</i>	<i>Nonlimited Federal Funds</i>
060 - Technical Adjustments	-	-	-	-	-	-	-	-	-
<b>Subtotal: 2013-15 Current Service Level</b>	-	-	14,901,350	14,901,350	-	-	-	-	-



# DEPARTMENT SUMMARY

## Summary of 2013-15 Biennium Budget

Judicial Dept Agency Request Budget  
 External Pass-Throughs Cross Reference Number: 19800-220-00-00-00000  
 2013-15 Biennium

Description	Positions	Full-Time Equivalent (FTE)	ALL FUNDS	General Fund	Lottery Funds	Other Funds	Federal Funds	Nonlimited Other Funds	Nonlimited Federal Funds
<b>Subtotal: 2013-15 Current Service Level</b>									
	-	-	14,901,350	14,901,350	-	-	-	-	-
070 - Revenue Reductions/Shortfall									
070 - Revenue Shortfalls	-	-	-	-	-	-	-	-	-
<b>Modified 2013-15 Current Service Level</b>									
	-	-	14,901,350	14,901,350	-	-	-	-	-
080 - E-Boards									
081 - May 2012 E-Board	-	-	-	-	-	-	-	-	-
082 - September 2012 E-Board	-	-	-	-	-	-	-	-	-
083 - December 2012 E-Board	-	-	-	-	-	-	-	-	-
<b>Subtotal Emergency Board Packages</b>									
	-	-	-	-	-	-	-	-	-
Policy Packages									
090 - Analyst Adjustments	-	-	-	-	-	-	-	-	-
201 - Oregon eCourt Debt Service	-	-	-	-	-	-	-	-	-
202 - Oregon eCourt Program	-	-	-	-	-	-	-	-	-
203 - Circuit Courts Service Level Staff Resource Needs	-	-	-	-	-	-	-	-	-
204 - Circuit Courts Treatment Court Staff Resource Needs	-	-	-	-	-	-	-	-	-
205 - Circuit Courts Pro Se Facilitation	-	-	-	-	-	-	-	-	-
206 - Statewide Improvement, Education and Standardization Stal	-	-	-	-	-	-	-	-	-
207 - Oregon eCourt Technical Operations and Training Staff Resc	-	-	-	-	-	-	-	-	-
208 - Centralization and Analysis Staff Resource Needs	-	-	-	-	-	-	-	-	-
209 - Family Law Program	-	-	-	-	-	-	-	-	-
210 - Specialty Courts Grants	-	-	-	-	-	-	-	-	-
211 - 2012 Legislative Session Court of Appeals Panel	-	-	-	-	-	-	-	-	-
212 - Judicial Compensation	-	-	-	-	-	-	-	-	-

# DEPARTMENT SUMMARY

*Summary of 2013-15 Biennium Budget*

Judicial Dept Agency Request Budget  
 External Pass-Throughs Cross Reference Number: 19800-220-00-00-00000  
 2013-15 Biennium

<i>Description</i>	<i>Positions</i>	<i>Full-Time Equivalent (FTE)</i>	<i>ALL FUNDS</i>	<i>General Fund</i>	<i>Lottery Funds</i>	<i>Other Funds</i>	<i>Federal Funds</i>	<i>Nonlimited Other Funds</i>	<i>Nonlimited Federal Funds</i>
213 - Contract Interpreter Rate Increase - Mandated Payments	-	-	-	-	-	-	-	-	-
214 - Local Court Facilities Infrastructure	-	-	-	-	-	-	-	-	-
215 - Local Court Security Systems Standardization	-	-	-	-	-	-	-	-	-
216 - Supreme Court Building Preservation	-	-	-	-	-	-	-	-	-
<b>Subtotal Policy Packages</b>	-	-	-	-	-	-	-	-	-
<b>Total 2013-15 Agency Request Budget</b>	-	-	<b>14,901,350</b>	<b>14,901,350</b>	-	-	-	-	-
Percentage Change From 2011-13 Leg Approved Budget	-	-	1.90%	2.40%	-	-100.00%	-	-	-
Percentage Change From 2013-15 Current Service Level	-	-	-	-	-	-	-	-	-

# DEPARTMENT SUMMARY

## Summary of 2013-15 Biennium Budget

Judicial Dept Agency Request Budget  
 State Court Facilities Security Account Cross Reference Number: 19800-400-00-00000  
 2013-15 Biennium

Description	Positions	Full-Time Equivalent (FTE)	ALL FUNDS	General Fund	Lottery Funds	Other Funds	Federal Funds	Nonlimited Other Funds	Nonlimited Federal Funds
2011-13 Leg Adopted Budget	4	3.90	3,033,749	-	-	3,033,749	-	-	-
2011-13 Emergency Boards	-	-	4,701,909	-	-	4,701,909	-	-	-
2011-13 Leg Approved Budget	4	3.90	7,735,658	-	-	7,735,658	-	-	-
<b>2013-15 Base Budget Adjustments</b>									
Net Cost of Position Actions									
Administrative Biennialized E-Board, Phase-Out	-	0.10	(6,082,338)	(5,898,062)	-	(170,767)	(13,509)	-	-
Estimated Cost of Merit Increase	-	-	6,180,267	5,898,062	-	268,696	13,509	-	-
Base Debt Service Adjustment	-	-	-	-	-	-	-	-	-
Base Nonlimited Adjustment	-	-	-	-	-	-	-	-	-
Capital Construction	-	-	-	-	-	-	-	-	-
<b>Subtotal 2013-15 Base Budget</b>	<b>4</b>	<b>4.00</b>	<b>7,833,587</b>	<b>-</b>	<b>-</b>	<b>7,833,587</b>	<b>-</b>	<b>-</b>	<b>-</b>
<b>Essential Packages</b>									
010 - Non-PICS Pers Svc/Vacancy Factor									
Non-PICS Personal Service Increase/(Decrease)	-	-	(7,286)	-	-	(7,286)	-	-	-
<b>Subtotal</b>	<b>-</b>	<b>-</b>	<b>(7,286)</b>	<b>-</b>	<b>-</b>	<b>(7,286)</b>	<b>-</b>	<b>-</b>	<b>-</b>
020 - Phase In / Out Pgm & One-time Cost									
021 - Phase-in	-	-	1,567,303	-	-	1,567,303	-	-	-
022 - Phase-out Pgm & One-time Costs	-	-	-	-	-	-	-	-	-
<b>Subtotal</b>	<b>-</b>	<b>-</b>	<b>1,567,303</b>	<b>-</b>	<b>-</b>	<b>1,567,303</b>	<b>-</b>	<b>-</b>	<b>-</b>
030 - Inflation & Price List Adjustments									
Cost of Goods & Services Increase/(Decrease)	-	-	215,014	-	-	215,014	-	-	-
<b>Subtotal</b>	<b>-</b>	<b>-</b>	<b>215,014</b>	<b>-</b>	<b>-</b>	<b>215,014</b>	<b>-</b>	<b>-</b>	<b>-</b>
040 - Mandated Caseload									
<div style="display: flex; justify-content: space-between;"> <span>11/15/12 8:48 AM</span> <span>Page 39 of 46</span> <span>BDV104 - Biennial Budget Summary BDV104</span> </div>									

# DEPARTMENT SUMMARY

*Summary of 2013-15 Biennium Budget*

Judicial Dept Agency Request Budget  
 State Court Facilities Security Account Cross Reference Number: 19800-400-00-00-00000  
 2013-15 Biennium

<i>Description</i>	<i>Positions</i>	<i>Full-Time Equivalent (FTE)</i>	<i>ALL FUNDS</i>	<i>General Fund</i>	<i>Lottery Funds</i>	<i>Other Funds</i>	<i>Federal Funds</i>	<i>Nonlimited Other Funds</i>	<i>Nonlimited Federal Funds</i>
040 - Mandated Caseload	-	-	-	-	-	-	-	-	-
050 - Fundshifts and Revenue Reductions									
050 - Fundshifts	-	-	-	817,678	-	(817,678)	-	-	-
060 - Technical Adjustments									
060 - Technical Adjustments	-	-	-	-	-	-	-	-	-
<b>Subtotal: 2013-15 Current Service Level</b>	<b>4</b>	<b>4.00</b>	<b>9,608,618</b>	<b>817,678</b>	<b>-</b>	<b>8,790,940</b>	<b>-</b>	<b>-</b>	<b>-</b>

# DEPARTMENT SUMMARY

*Summary of 2013-15 Biennium Budget*

Judicial Dept Agency Request Budget  
 State Court Facilities Security Account Cross Reference Number: 19800-400-00-00-00000  
 2013-15 Biennium

Description	Positions	Full-Time Equivalent (FTE)	ALL FUNDS	General Fund	Lottery Funds	Other Funds	Federal Funds	Nonlimited Other Funds	Nonlimited Federal Funds
<b>Subtotal: 2013-15 Current Service Level</b>	4	4.00	9,608,618	817,678	-	8,790,940	-	-	-
070 - Revenue Reductions/Shortfall									
070 - Revenue Shortfalls	-	-	-	-	-	-	-	-	-
<b>Modified 2013-15 Current Service Level</b>	4	4.00	9,608,618	817,678	-	8,790,940	-	-	-
080 - E-Boards									
081 - May 2012 E-Board	-	-	-	-	-	-	-	-	-
082 - September 2012 E-Board	-	-	-	-	-	-	-	-	-
083 - December 2012 E-Board	-	-	-	-	-	-	-	-	-
<b>Subtotal Emergency Board Packages</b>	-	-	-	-	-	-	-	-	-
Policy Packages									
090 - Analyst Adjustments	-	-	-	-	-	-	-	-	-
201 - Oregon eCourt Debt Service	-	-	-	-	-	-	-	-	-
202 - Oregon eCourt Program	-	-	-	-	-	-	-	-	-
203 - Circuit Courts Service Level Staff Resource Needs	-	-	-	-	-	-	-	-	-
204 - Circuit Courts Treatment Court Staff Resource Needs	-	-	-	-	-	-	-	-	-
205 - Circuit Courts Pro Se Facilitation	-	-	-	-	-	-	-	-	-
206 - Statewide Improvement, Education and Standardization Stat	-	-	-	-	-	-	-	-	-
207 - Oregon eCourt Technical Operations and Training Staff Resc	-	-	-	-	-	-	-	-	-
208 - Centralization and Analysis Staff Resource Needs	-	-	-	-	-	-	-	-	-
209 - Family Law Program	-	-	-	-	-	-	-	-	-
210 - Specialty Courts Grants	-	-	-	-	-	-	-	-	-
211 - 2012 Legislative Session Court of Appeals Panel	-	-	-	-	-	-	-	-	-
212 - Judicial Compensation	-	-	-	-	-	-	-	-	-

# DEPARTMENT SUMMARY

*Summary of 2013-15 Biennium Budget*

Judicial Dept State Court Facilities Security Account 2013-15 Biennium	Agency Request Budget Cross Reference Number: 19800-400-00-00-00000
--	--

Description	Positions	Full-Time Equivalent (FTE)	ALL FUNDS	General Fund	Lottery Funds	Other Funds	Federal Funds	Nonlimited Other Funds	Nonlimited Federal Funds
213 - Contract Interpreter Rate Increase - Mandated Payments	-	-	-	-	-	-	-	-	-
214 - Local Court Facilities Infrastructure	-	-	3,545,858	-	-	3,545,858	-	-	-
215 - Local Court Security Systems Standardization	-	-	787,487	-	-	787,487	-	-	-
216 - Supreme Court Building Preservation	-	-	-	-	-	-	-	-	-
<b>Subtotal Policy Packages</b>	-	-	4,333,345	-	-	4,333,345	-	-	-
<hr/>									
<b>Total 2013-15 Agency Request Budget</b>	<b>4</b>	<b>4.00</b>	<b>13,941,963</b>	<b>817,678</b>	-	<b>13,124,285</b>	-	-	-
<hr/>									
Percentage Change From 2011-13 Leg Approved Budget	-	2.60%	80.20%	-	-	69.70%	-	-	-
Percentage Change From 2013-15 Current Service Level	-	-	45.10%	-	-	49.30%	-	-	-

# DEPARTMENT SUMMARY

## Summary of 2013-15 Biennium Budget

Judicial Dept Agency Request Budget  
 eCourt Program Cross Reference Number: 19800-500-00-00-00000  
 2013-15 Biennium

Description	Positions	Full-Time Equivalent (FTE)	ALL FUNDS	General Fund	Lottery Funds	Other Funds	Federal Funds	Nonlimited Other Funds	Nonlimited Federal Funds
2011-13 Leg Adopted Budget	35	32.41	12,500,000	2,000,000	-	10,500,000	-	-	-
2011-13 Emergency Boards	-	-	23,297,726	(93,643)	-	23,391,369	-	-	-
<b>2011-13 Leg Approved Budget</b>	<b>35</b>	<b>32.41</b>	<b>35,797,726</b>	<b>1,906,357</b>	<b>-</b>	<b>33,891,369</b>	<b>-</b>	<b>-</b>	<b>-</b>
<b>2013-15 Base Budget Adjustments</b>									
Net Cost of Position Actions									
Administrative Biennialized E-Board, Phase-Out	(35)	(32.41)	(6,575,476)	-	-	(6,575,476)	-	-	-
Estimated Cost of Merit Increase	-	-	-	-	-	-	-	-	-
Base Debt Service Adjustment	-	-	-	-	-	-	-	-	-
Base Nonlimited Adjustment	-	-	-	-	-	-	-	-	-
Capital Construction	-	-	-	-	-	-	-	-	-
<b>Subtotal 2013-15 Base Budget</b>	<b>-</b>	<b>-</b>	<b>29,222,250</b>	<b>1,906,357</b>	<b>-</b>	<b>27,315,893</b>	<b>-</b>	<b>-</b>	<b>-</b>
<b>Essential Packages</b>									
010 - Non-PICS Pers Svc/Vacancy Factor									
Non-PICS Personal Service Increase/(Decrease)	-	-	-	-	-	-	-	-	-
<b>Subtotal</b>	<b>-</b>	<b>-</b>	<b>-</b>	<b>-</b>	<b>-</b>	<b>-</b>	<b>-</b>	<b>-</b>	<b>-</b>
020 - Phase In / Out Pgm & One-time Cost									
021 - Phase-in	-	-	-	-	-	-	-	-	-
022 - Phase-out Pgm & One-time Costs	-	-	(27,315,893)	-	-	(27,315,893)	-	-	-
<b>Subtotal</b>	<b>-</b>	<b>-</b>	<b>(27,315,893)</b>	<b>-</b>	<b>-</b>	<b>(27,315,893)</b>	<b>-</b>	<b>-</b>	<b>-</b>
030 - Inflation & Price List Adjustments									
Cost of Goods & Services Increase/(Decrease)	-	-	51,524	51,524	-	-	-	-	-
<b>Subtotal</b>	<b>-</b>	<b>-</b>	<b>51,524</b>	<b>51,524</b>	<b>-</b>	<b>-</b>	<b>-</b>	<b>-</b>	<b>-</b>
040 - Mandated Caseload									

# DEPARTMENT SUMMARY

*Summary of 2013-15 Biennium Budget*

Judicial Dept Agency Request Budget  
 eCourt Program Cross Reference Number: 19800-500-00-00-00000  
 2013-15 Biennium

<i>Description</i>	<i>Positions</i>	<i>Full-Time Equivalent (FTE)</i>	<i>ALL FUNDS</i>	<i>General Fund</i>	<i>Lottery Funds</i>	<i>Other Funds</i>	<i>Federal Funds</i>	<i>Nonlimited Other Funds</i>	<i>Nonlimited Federal Funds</i>
040 - Mandated Caseload	-	-	-	-	-	-	-	-	-
050 - Fundshifts and Revenue Reductions									
050 - Fundshifts	-	-	-	-	-	-	-	-	-
060 - Technical Adjustments									
060 - Technical Adjustments	-	-	-	-	-	-	-	-	-
<b>Subtotal: 2013-15 Current Service Level</b>	-	-	1,957,881	1,957,881	-	-	-	-	-



# DEPARTMENT SUMMARY

*Summary of 2013-15 Biennium Budget*

Judicial Dept Agency Request Budget  
 eCourt Program Cross Reference Number: 19800-500-00-00-00000  
 2013-15 Biennium

Description	Positions	Full-Time Equivalent (FTE)	ALL FUNDS	General Fund	Lottery Funds	Other Funds	Federal Funds	Nonlimited Other Funds	Nonlimited Federal Funds
<b>Subtotal: 2013-15 Current Service Level</b>									
	-	-	1,957,881	1,957,881	-	-	-	-	-
070 - Revenue Reductions/Shortfall									
070 - Revenue Shortfalls	-	-	-	-	-	-	-	-	-
<b>Modified 2013-15 Current Service Level</b>									
	-	-	1,957,881	1,957,881	-	-	-	-	-
080 - E-Boards									
081 - May 2012 E-Board	-	-	-	-	-	-	-	-	-
082 - September 2012 E-Board	-	-	-	-	-	-	-	-	-
083 - December 2012 E-Board	-	-	-	-	-	-	-	-	-
<b>Subtotal Emergency Board Packages</b>									
	-	-	-	-	-	-	-	-	-
Policy Packages									
090 - Analyst Adjustments	-	-	-	-	-	-	-	-	-
201 - Oregon eCourt Debt Service	-	-	-	-	-	-	-	-	-
202 - Oregon eCourt Program	40	37.96	24,324,682	-	-	24,324,682	-	-	-
203 - Circuit Courts Service Level Staff Resource Needs	-	-	-	-	-	-	-	-	-
204 - Circuit Courts Treatment Court Staff Resource Needs	-	-	-	-	-	-	-	-	-
205 - Circuit Courts Pro Se Facilitation	-	-	-	-	-	-	-	-	-
206 - Statewide Improvement, Education and Standardization Stat	-	-	-	-	-	-	-	-	-
207 - Oregon eCourt Technical Operations and Training Staff Resc	-	-	-	-	-	-	-	-	-
208 - Centralization and Analysis Staff Resource Needs	-	-	-	-	-	-	-	-	-
209 - Family Law Program	-	-	-	-	-	-	-	-	-
210 - Specialty Courts Grants	-	-	-	-	-	-	-	-	-
211 - 2012 Legislative Session Court of Appeals Panel	-	-	-	-	-	-	-	-	-
212 - Judicial Compensation	-	-	-	-	-	-	-	-	-

# DEPARTMENT SUMMARY

*Summary of 2013-15 Biennium Budget*

Judicial Dept Agency Request Budget  
 eCourt Program Cross Reference Number: 19800-500-00-00-00000  
 2013-15 Biennium

Description	Positions	Full-Time Equivalent (FTE)	ALL FUNDS	General Fund	Lottery Funds	Other Funds	Federal Funds	Nonlimited Other Funds	Nonlimited Federal Funds
213 - Contract Interpreter Rate Increase - Mandated Payments	-	-	-	-	-	-	-	-	-
214 - Local Court Facilities Infrastructure	-	-	-	-	-	-	-	-	-
215 - Local Court Security Systems Standardization	-	-	-	-	-	-	-	-	-
216 - Supreme Court Building Preservation	-	-	-	-	-	-	-	-	-
<b>Subtotal Policy Packages</b>	<b>40</b>	<b>37.96</b>	<b>24,324,682</b>	<b>-</b>	<b>-</b>	<b>24,324,682</b>	<b>-</b>	<b>-</b>	<b>-</b>
<b>Total 2013-15 Agency Request Budget</b>	<b>40</b>	<b>37.96</b>	<b>26,282,563</b>	<b>1,957,881</b>	<b>-</b>	<b>24,324,682</b>	<b>-</b>	<b>-</b>	<b>-</b>
Percentage Change From 2011-13 Leg Approved Budget	14.30%	17.10%	-26.60%	2.70%	-	-28.20%	-	-	-
Percentage Change From 2013-15 Current Service Level	-	-	1,242.40%	-	-	-	-	-	-

# DEPARTMENT SUMMARY

**BPR001 – ORBITS Agencywide Appropriated Fund Group**

**Judicial Dept**

**Agency Number: 19800**

Agencywide Appropriated Fund Group  
2013-15 Biennium

Version: V - 01 - Agency Request Budget

Description	2009-11 Actuals	2011-13 Leg Adopted Budget	2011-13 Leg Approved Budget	2013-15 Agency Request Budget	2013-15 Governor's Rec. Budget	2013-15 Leg Adopted Budget
<b>LIMITED BUDGET (Excluding Packages)</b>						
General Fund	273,446,390	342,262,371	346,609,626	389,047,633	-	-
Other Funds	80,904,659	24,966,976	55,747,370	50,247,349	-	-
Federal Funds	1,099,450	850,613	850,613	877,233	-	-
All Funds	355,450,499	368,079,960	403,207,609	440,172,215	-	-
AUTHORIZED POSITIONS	2,084	1,878	1,878	1,830	-	-
AUTHORIZED FTE	1,904.08	1,739.20	1,752.66	1,709.46	-	-
<b>LIMITED BUDGET (Essential Packages)</b>						
010-NON-PICS PSNL SVC / VACANCY FACTOR						
General Fund	-	-	-	2,749,742	-	-
Other Funds	-	-	-	(651,220)	-	-
Federal Funds	-	-	-	731	-	-
All Funds	-	-	-	2,099,253	-	-
021-PHASE-IN						
Other Funds	-	-	-	1,567,303	-	-
022-PHASE-OUT PGM & ONE-TIME COSTS						
Other Funds	-	-	-	(27,720,345)	-	-
031-STANDARD INFLATION						
General Fund	-	-	-	341,408	-	-
Other Funds	-	-	-	282,601	-	-
Federal Funds	-	-	-	14,420	-	-
All Funds	-	-	-	638,429	-	-
050-FUNDSHIFTS						
General Fund	-	-	-	817,678	-	-

\_\_\_\_ Agency Request  
2013-15 Biennium

\_\_\_\_ Governor's Recommended  
Page \_\_\_\_\_

\_\_\_\_ Legislatively Adopted  
Agencywide Appropriated Fund Group - BPR001

# DEPARTMENT SUMMARY

**Judicial Dept**

**Agency Number: 19800**

**Agencywide Appropriated Fund Group  
2013-15 Biennium**

Version: V - 01 - Agency Request Budget

Description	2009-11 Actuals	2011-13 Leg Adopted Budget	2011-13 Leg Approved Budget	2013-15 Agency Request Budget	2013-15 Governor's Rec. Budget	2013-15 Leg Adopted Budget
Other Funds	-	-	-	(817,678)	-	-
All Funds	-	-	-	-	-	-
<b>TOTAL LIMITED BUDGET (Essential Packages)</b>						
General Fund	-	-	-	3,908,828	-	-
Other Funds	-	-	-	(27,339,339)	-	-
Federal Funds	-	-	-	15,151	-	-
All Funds	-	-	-	(23,415,360)	-	-
<b>LIMITED BUDGET (Current Service Level)</b>						
General Fund	273,446,390	342,262,371	346,609,626	392,956,461	-	-
Other Funds	80,904,659	24,966,976	55,747,370	22,908,010	-	-
Federal Funds	1,099,450	850,613	850,613	892,384	-	-
All Funds	355,450,499	368,079,960	403,207,609	416,756,855	-	-
AUTHORIZED POSITIONS	2,084	1,878	1,878	1,830	-	-
AUTHORIZED FTE	1,904.08	1,739.20	1,752.66	1,709.46	-	-
<b>LIMITED BUDGET (Policy Packages)</b>						
201-OREGON ECOURT DEBT SERVICE- RANK 0 - 087-00-00-00000						
Other Funds	-	-	-	530,319	-	-
202-OREGON ECOURT PROGRAM - RANK 0 - 500-00-00-00000						
Other Funds	-	-	-	24,324,682	-	-
Authorized Positions	-	-	-	40	-	-
Authorized FTE	-	-	-	37.96	-	-
203-CIRCUIT COURTS SERVICE LEVEL STAFF RESOURCE NEEDS - RANK 0 - 100-00-00-00000						
General Fund	-	-	-	6,732,928	-	-
Authorized Positions	-	-	-	62	-	-

\_\_\_\_ Agency Request  
2013-15 Biennium

\_\_\_\_ Governor's Recommended  
Page \_\_\_\_\_

\_\_\_\_ Legislatively Adopted  
Agencywide Appropriated Fund Group - BPR001

# DEPARTMENT SUMMARY

**Judicial Dept**

**Agency Number: 19800**

**Agencywide Appropriated Fund Group  
2013-15 Biennium**

Version: V - 01 - Agency Request Budget

Description	2009-11 Actuals	2011-13 Leg Adopted Budget	2011-13 Leg Approved Budget	2013-15 Agency Request Budget	2013-15 Governor's Rec. Budget	2013-15 Leg Adopted Budget
Authorized FTE	-	-	-	51.14	-	-
204-CIRCUIT COURTS TREATMENT COURT STAFF RESOURCE NEED- RANK 0 - 100-00-00-00000						
General Fund	-	-	-	1,645,292	-	-
Authorized Positions	-	-	-	13	-	-
Authorized FTE	-	-	-	9.21	-	-
205-CIRCUIT COURTS PRO SE FACILITATION - RANK 0 - 100-00-00-00000						
General Fund	-	-	-	2,044,335	-	-
Authorized Positions	-	-	-	17	-	-
Authorized FTE	-	-	-	14.29	-	-
206-STATEWIDE IMPROVEMENT, EDUCATION AND STANDARDIZATI- RANK 0 - 102-00-00-00000						
General Fund	-	-	-	558,932	-	-
Authorized Positions	-	-	-	3	-	-
Authorized FTE	-	-	-	2.64	-	-
207-OREGON ECOURT TECHNICAL OPERATIONS AND TRAINING ST- RANK 0 - 102-00-00-00000						
General Fund	-	-	-	1,123,189	-	-
Authorized Positions	-	-	-	6	-	-
Authorized FTE	-	-	-	5.28	-	-
208-CENTRALIZATION AND ANALYSIS STAFF RESOURCE NEEDS- RANK 0 - 102-00-00-00000						
General Fund	-	-	-	926,091	-	-
Authorized Positions	-	-	-	10	-	-
Authorized FTE	-	-	-	7.14	-	-
209-FAMILY LAW PROGRAM- RANK 0 - 102-00-00-00000						
General Fund	-	-	-	532,574	-	-
Authorized Positions	-	-	-	3	-	-

\_\_\_\_ Agency Request  
2013-15 Biennium

\_\_\_\_ Governor's Recommended  
Page \_\_\_\_\_

\_\_\_\_ Legislatively Adopted  
Agencywide Appropriated Fund Group - BPR001

# DEPARTMENT SUMMARY

**Judicial Dept**

**Agency Number: 19800**

**Agencywide Appropriated Fund Group  
2013-15 Biennium**

Version: V - 01 - Agency Request Budget

Description	2009-11 Actuals	2011-13 Leg Adopted Budget	2011-13 Leg Approved Budget	2013-15 Agency Request Budget	2013-15 Governor's Rec. Budget	2013-15 Leg Adopted Budget
Authorized FTE	-	-	-	2.64	-	-
210-SPECIALTY COURTS GRANTS - RANK 0 - 100-00-00-00000						
Other Funds	-	-	-	911,709	-	-
Authorized Positions	-	-	-	7	-	-
Authorized FTE	-	-	-	4.90	-	-
211-2012 LEGISLATIVE SESSION COURT OF APPEALS PANEL- RANK 0 - 010-00-00-00000						
General Fund	-	-	-	981,882	-	-
Authorized Positions	-	-	-	3	-	-
Authorized FTE	-	-	-	2.64	-	-
211-2012 LEGISLATIVE SESSION COURT OF APPEALS PANEL- RANK 0 - 101-00-00-00000						
General Fund	-	-	-	2,006,054	-	-
Authorized Positions	-	-	-	9	-	-
Authorized FTE	-	-	-	8.64	-	-
212-JUDICIAL COMPENSATION - RANK 0 - 010-00-00-00000						
General Fund	-	-	-	12,187,957	-	-
213-CONTRACT INTERPRETER RATE INCREASE - MANDATED PAYM- RANK 0 - 200-00-00-00000						
General Fund	-	-	-	1,476,135	-	-
214-LOCAL COURT FACILITIES INFRASTRUCTURE- RANK 0 - 400-00-00-00000						
Other Funds	-	-	-	3,545,858	-	-
215-LOCAL COURT SECURITY SYSTEMS STANDARDIZATION- RANK 0 - 400-00-00-00000						
Other Funds	-	-	-	787,487	-	-
<b>TOTAL LIMITED BUDGET (Policy Packages)</b>						
General Fund	-	-	-	30,215,369	-	-
Other Funds	-	-	-	30,100,055	-	-

\_\_\_\_ Agency Request  
2013-15 Biennium

\_\_\_\_ Governor's Recommended  
Page \_\_\_\_\_

\_\_\_\_ Legislatively Adopted  
Agencywide Appropriated Fund Group - BPR001

# DEPARTMENT SUMMARY

**Judicial Dept**

**Agency Number: 19800**

**Agencywide Appropriated Fund Group  
2013-15 Biennium**

Version: V - 01 - Agency Request Budget

Description	2009-11 Actuals	2011-13 Leg Adopted Budget	2011-13 Leg Approved Budget	2013-15 Agency Request Budget	2013-15 Governor's Rec. Budget	2013-15 Leg Adopted Budget
All Funds	-	-	-	60,315,424	-	-
AUTHORIZED POSITIONS	-	-	-	173	-	-
AUTHORIZED FTE	-	-	-	146.48	-	-
<b>TOTAL LIMITED BUDGET (Including Packages)</b>						
General Fund	273,446,390	342,262,371	346,609,626	423,171,830	-	-
Other Funds	80,904,659	24,966,976	55,747,370	53,008,065	-	-
Federal Funds	1,099,450	850,613	850,613	892,384	-	-
All Funds	355,450,499	368,079,960	403,207,609	477,072,279	-	-
AUTHORIZED POSITIONS	2,084	1,878	1,878	2,003	-	-
AUTHORIZED FTE	1,904.08	1,739.20	1,752.66	1,855.94	-	-
<b>OPERATING BUDGET (Excluding Packages)</b>						
General Fund	273,446,390	342,262,371	346,609,626	389,047,633	-	-
Other Funds	80,904,659	24,966,976	55,747,370	50,247,349	-	-
Federal Funds	1,099,450	850,613	850,613	877,233	-	-
All Funds	355,450,499	368,079,960	403,207,609	440,172,215	-	-
AUTHORIZED POSITIONS	2,084	1,878	1,878	1,830	-	-
AUTHORIZED FTE	1,904.08	1,739.20	1,752.66	1,709.46	-	-
<b>OPERATING BUDGET (Essential Packages)</b>						
010-NON-PICS PSNL SVC / VACANCY FACTOR						
General Fund	-	-	-	2,749,742	-	-
Other Funds	-	-	-	(651,220)	-	-
Federal Funds	-	-	-	731	-	-
All Funds	-	-	-	2,099,253	-	-
021-PHASE-IN						

\_\_\_\_ Agency Request  
2013-15 Biennium

\_\_\_\_ Governor's Recommended  
Page \_\_\_\_\_

\_\_\_\_ Legislatively Adopted  
Agencywide Appropriated Fund Group - BPR001

# DEPARTMENT SUMMARY

**Judicial Dept**

**Agency Number: 19800**

**Agencywide Appropriated Fund Group  
2013-15 Biennium**

Version: V - 01 - Agency Request Budget

Description	2009-11 Actuals	2011-13 Leg Adopted Budget	2011-13 Leg Approved Budget	2013-15 Agency Request Budget	2013-15 Governor's Rec. Budget	2013-15 Leg Adopted Budget
Other Funds	-	-	-	1,567,303	-	-
022-PHASE-OUT PGM & ONE-TIME COSTS						
Other Funds	-	-	-	(27,720,345)	-	-
031-STANDARD INFLATION						
General Fund	-	-	-	341,408	-	-
Other Funds	-	-	-	282,601	-	-
Federal Funds	-	-	-	14,420	-	-
All Funds	-	-	-	638,429	-	-
050-FUNDSHIFTS						
General Fund	-	-	-	817,678	-	-
Other Funds	-	-	-	(817,678)	-	-
All Funds	-	-	-	-	-	-
<b>TOTAL OPERATING BUDGET (Essential Packages)</b>						
General Fund	-	-	-	3,908,828	-	-
Other Funds	-	-	-	(27,339,339)	-	-
Federal Funds	-	-	-	15,151	-	-
All Funds	-	-	-	(23,415,360)	-	-
<b>OPERATING BUDGET (Current Service Level)</b>						
General Fund	273,446,390	342,262,371	346,609,626	392,956,461	-	-
Other Funds	80,904,659	24,966,976	55,747,370	22,908,010	-	-
Federal Funds	1,099,450	850,613	850,613	892,384	-	-
All Funds	355,450,499	368,079,960	403,207,609	416,756,855	-	-
AUTHORIZED POSITIONS	2,084	1,878	1,878	1,830	-	-
AUTHORIZED FTE	1,904.08	1,739.20	1,752.66	1,709.46	-	-

\_\_\_\_ Agency Request  
2013-15 Biennium

\_\_\_\_ Governor's Recommended  
Page \_\_\_\_\_

\_\_\_\_ Legislatively Adopted  
Agencywide Appropriated Fund Group - BPR001



# DEPARTMENT SUMMARY

**Judicial Dept**

**Agency Number: 19800**

**Agencywide Appropriated Fund Group  
2013-15 Biennium**

Version: V - 01 - Agency Request Budget

Description	2009-11 Actuals	2011-13 Leg Adopted Budget	2011-13 Leg Approved Budget	2013-15 Agency Request Budget	2013-15 Governor's Rec. Budget	2013-15 Leg Adopted Budget
<b>OPERATING BUDGET (Policy Packages)</b>						
201-OREGON ECOURT DEBT SERVICE- RANK 0 - 087-00-00-00000						
Other Funds	-	-	-	530,319	-	-
202-OREGON ECOURT PROGRAM - RANK 0 - 500-00-00-00000						
Other Funds	-	-	-	24,324,682	-	-
Authorized Positions	-	-	-	40	-	-
Authorized FTE	-	-	-	37.96	-	-
203-CIRCUIT COURTS SERVICE LEVEL STAFF RESOURCE NEEDS - RANK 0 - 100-00-00-00000						
General Fund	-	-	-	6,732,928	-	-
Authorized Positions	-	-	-	62	-	-
Authorized FTE	-	-	-	51.14	-	-
204-CIRCUIT COURTS TREATMENT COURT STAFF RESOURCE NEED- RANK 0 - 100-00-00-00000						
General Fund	-	-	-	1,645,292	-	-
Authorized Positions	-	-	-	13	-	-
Authorized FTE	-	-	-	9.21	-	-
205-CIRCUIT COURTS PRO SE FACILITATION - RANK 0 - 100-00-00-00000						
General Fund	-	-	-	2,044,335	-	-
Authorized Positions	-	-	-	17	-	-
Authorized FTE	-	-	-	14.29	-	-
206-STATEWIDE IMPROVEMENT, EDUCATION AND STANDARDIZATI- RANK 0 - 102-00-00-00000						
General Fund	-	-	-	558,932	-	-
Authorized Positions	-	-	-	3	-	-
Authorized FTE	-	-	-	2.64	-	-
207-OREGON ECOURT TECHNICAL OPERATIONS AND TRAINING ST- RANK 0 - 102-00-00-00000						

\_\_\_\_ Agency Request  
2013-15 Biennium

\_\_\_\_ Governor's Recommended  
Page \_\_\_\_\_

\_\_\_\_ Legislatively Adopted  
Agencywide Appropriated Fund Group - BPR001

# DEPARTMENT SUMMARY

**Judicial Dept**

**Agency Number: 19800**

**Agencywide Appropriated Fund Group  
2013-15 Biennium**

**Version: V - 01 - Agency Request Budget**

Description	2009-11 Actuals	2011-13 Leg Adopted Budget	2011-13 Leg Approved Budget	2013-15 Agency Request Budget	2013-15 Governor's Rec. Budget	2013-15 Leg Adopted Budget
General Fund	-	-	-	1,123,189	-	-
Authorized Positions	-	-	-	6	-	-
Authorized FTE	-	-	-	5.28	-	-
208-CENTRALIZATION AND ANALYSIS STAFF RESOURCE NEEDS- RANK 0 - 102-00-00-00000						
General Fund	-	-	-	926,091	-	-
Authorized Positions	-	-	-	10	-	-
Authorized FTE	-	-	-	7.14	-	-
209-FAMILY LAW PROGRAM- RANK 0 - 102-00-00-00000						
General Fund	-	-	-	532,574	-	-
Authorized Positions	-	-	-	3	-	-
Authorized FTE	-	-	-	2.64	-	-
210-SPECIALTY COURTS GRANTS - RANK 0 - 100-00-00-00000						
Other Funds	-	-	-	911,709	-	-
Authorized Positions	-	-	-	7	-	-
Authorized FTE	-	-	-	4.90	-	-
211-2012 LEGISLATIVE SESSION COURT OF APPEALS PANEL- RANK 0 - 010-00-00-00000						
General Fund	-	-	-	981,882	-	-
Authorized Positions	-	-	-	3	-	-
Authorized FTE	-	-	-	2.64	-	-
211-2012 LEGISLATIVE SESSION COURT OF APPEALS PANEL- RANK 0 - 101-00-00-00000						
General Fund	-	-	-	2,006,054	-	-
Authorized Positions	-	-	-	9	-	-
Authorized FTE	-	-	-	8.64	-	-
212-JUDICIAL COMPENSATION - RANK 0 - 010-00-00-00000						

\_\_\_\_ Agency Request  
2013-15 Biennium

\_\_\_\_ Governor's Recommended  
Page \_\_\_\_\_

\_\_\_\_ Legislatively Adopted  
Agencywide Appropriated Fund Group - BPR001

# DEPARTMENT SUMMARY

**Judicial Dept**

**Agency Number: 19800**

**Agencywide Appropriated Fund Group  
2013-15 Biennium**

**Version: V - 01 - Agency Request Budget**

Description	2009-11 Actuals	2011-13 Leg Adopted Budget	2011-13 Leg Approved Budget	2013-15 Agency Request Budget	2013-15 Governor's Rec. Budget	2013-15 Leg Adopted Budget
General Fund	-	-	-	12,187,957	-	-
213-CONTRACT INTERPRETER RATE INCREASE - MANDATED PAYM- RANK 0 - 200-00-00-00000						
General Fund	-	-	-	1,476,135	-	-
214-LOCAL COURT FACILITIES INFRASTRUCTURE- RANK 0 - 400-00-00-00000						
Other Funds	-	-	-	3,545,858	-	-
215-LOCAL COURT SECURITY SYSTEMS STANDARDIZATION- RANK 0 - 400-00-00-00000						
Other Funds	-	-	-	787,487	-	-
<b>TOTAL OPERATING BUDGET (Policy Packages)</b>						
General Fund	-	-	-	30,215,369	-	-
Other Funds	-	-	-	30,100,055	-	-
All Funds	-	-	-	60,315,424	-	-
AUTHORIZED POSITIONS	-	-	-	173	-	-
AUTHORIZED FTE	-	-	-	146.48	-	-
<b>TOTAL OPERATING BUDGET (Including Packages)</b>						
General Fund	273,446,390	342,262,371	346,609,626	423,171,830	-	-
Other Funds	80,904,659	24,966,976	55,747,370	53,008,065	-	-
Federal Funds	1,099,450	850,613	850,613	892,384	-	-
All Funds	355,450,499	368,079,960	403,207,609	477,072,279	-	-
AUTHORIZED POSITIONS	2,084	1,878	1,878	2,003	-	-
AUTHORIZED FTE	1,904.08	1,739.20	1,752.66	1,855.94	-	-
<b>DEBT SERVICE (Excluding Packages)</b>						
General Fund	10,661,602	16,971,657	20,258,576	18,133,375	-	-
<b>DEBT SERVICE (Current Service Level)</b>						
General Fund	10,661,602	16,971,657	20,258,576	18,133,375	-	-

\_\_\_\_ Agency Request  
2013-15 Biennium

\_\_\_\_ Governor's Recommended  
Page \_\_\_\_\_

\_\_\_\_ Legislatively Adopted  
Agencywide Appropriated Fund Group - BPR001

# DEPARTMENT SUMMARY

**Judicial Dept**

**Agency Number: 19800**

**Agencywide Appropriated Fund Group  
2013-15 Biennium**

**Version: V - 01 - Agency Request Budget**

Description	2009-11 Actuals	2011-13 Leg Adopted Budget	2011-13 Leg Approved Budget	2013-15 Agency Request Budget	2013-15 Governor's Rec. Budget	2013-15 Leg Adopted Budget
<b>DEBT SERVICE (Policy Packages)</b>						
201-OREGON ECOURT DEBT SERVICE- RANK 0 - 087-00-00-00000						
General Fund	-	-	-	5,197,274	-	-
<b>TOTAL DEBT SERVICE (Policy Packages)</b>						
General Fund	-	-	-	5,197,274	-	-
<b>TOTAL DEBT SERVICE (Including Packages)</b>						
General Fund	10,661,602	16,971,657	20,258,576	23,330,649	-	-
<b>CAPITAL IMPROVEMENT (Excluding Packages)</b>						
Other Funds	-	-	97,460	97,460	-	-
<b>CAPITAL IMPROVEMENT (Essential Packages)</b>						
022-PHASE-OUT PGM & ONE-TIME COSTS						
Other Funds	-	-	-	(97,460)	-	-
<b>TOTAL CAPITAL IMPROVEMENT (Essential Packages)</b>						
Other Funds	-	-	-	(97,460)	-	-
<b>CAPITAL IMPROVEMENT (Current Service Level)</b>						
Other Funds	-	-	97,460	-	-	-
<b>TOTAL CAPITAL IMPROVEMENT (Including Packages)</b>						
Other Funds	-	-	97,460	-	-	-
<b>CAPITAL CONSTRUCTION (Policy Packages)</b>						
216-SUPREME COURT BUILDING PRESERVATION- RANK 0 - 089-00-00-00000						
Other Funds	-	-	-	26,812,211	-	-
<b>TOTAL CAPITAL CONSTRUCTION (Policy Packages)</b>						
Other Funds	-	-	-	26,812,211	-	-
<b>TOTAL CAPITAL CONSTRUCTION (Including Packages)</b>						

\_\_\_\_ Agency Request  
2013-15 Biennium

\_\_\_\_ Governor's Recommended  
Page \_\_\_\_\_

\_\_\_\_ Legislatively Adopted  
Agencywide Appropriated Fund Group - BPR001

# DEPARTMENT SUMMARY

**Judicial Dept**

**Agency Number: 19800**

**Agencywide Appropriated Fund Group  
2013-15 Biennium**

Version: V - 01 - Agency Request Budget

Description	2009-11 Actuals	2011-13 Leg Adopted Budget	2011-13 Leg Approved Budget	2013-15 Agency Request Budget	2013-15 Governor's Rec. Budget	2013-15 Leg Adopted Budget
Other Funds	-	-	-	26,812,211	-	-
<b>TOTAL BUDGET (Excluding Packages)</b>						
General Fund	284,107,992	359,234,028	366,868,202	407,181,008	-	-
Other Funds	80,904,659	24,966,976	55,844,830	50,344,809	-	-
Federal Funds	1,099,450	850,613	850,613	877,233	-	-
All Funds	366,112,101	385,051,617	423,563,645	458,403,050	-	-
AUTHORIZED POSITIONS	2,084	1,878	1,878	1,830	-	-
AUTHORIZED FTE	1,904.08	1,739.20	1,752.66	1,709.46	-	-
<b>TOTAL BUDGET (Essential Packages)</b>						
010-NON-PICS PSNL SVC / VACANCY FACTOR						
General Fund	-	-	-	2,749,742	-	-
Other Funds	-	-	-	(651,220)	-	-
Federal Funds	-	-	-	731	-	-
All Funds	-	-	-	2,099,253	-	-
021-PHASE-IN						
Other Funds	-	-	-	1,567,303	-	-
022-PHASE-OUT PGM & ONE-TIME COSTS						
Other Funds	-	-	-	(27,817,805)	-	-
031-STANDARD INFLATION						
General Fund	-	-	-	341,408	-	-
Other Funds	-	-	-	282,601	-	-
Federal Funds	-	-	-	14,420	-	-
All Funds	-	-	-	638,429	-	-
050-FUNDSHIFTS						

\_\_\_\_ Agency Request  
2013-15 Biennium

\_\_\_\_ Governor's Recommended  
Page \_\_\_\_\_

\_\_\_\_ Legislatively Adopted  
Agencywide Appropriated Fund Group - BPR001

# DEPARTMENT SUMMARY

**Judicial Dept**

**Agency Number: 19800**

**Agencywide Appropriated Fund Group  
2013-15 Biennium**

Version: V - 01 - Agency Request Budget

Description	2009-11 Actuals	2011-13 Leg Adopted Budget	2011-13 Leg Approved Budget	2013-15 Agency Request Budget	2013-15 Governor's Rec. Budget	2013-15 Leg Adopted Budget
General Fund	-	-	-	817,678	-	-
Other Funds	-	-	-	(817,678)	-	-
All Funds	-	-	-	-	-	-
<b>TOTAL BUDGET (Essential Packages)</b>						
General Fund	-	-	-	3,908,828	-	-
Other Funds	-	-	-	(27,436,799)	-	-
Federal Funds	-	-	-	15,151	-	-
All Funds	-	-	-	(23,512,820)	-	-
<b>TOTAL BUDGET (Current Service Level)</b>						
General Fund	284,107,992	359,234,028	366,868,202	411,089,836	-	-
Other Funds	80,904,659	24,966,976	55,844,830	22,908,010	-	-
Federal Funds	1,099,450	850,613	850,613	892,384	-	-
All Funds	366,112,101	385,051,617	423,563,645	434,890,230	-	-
AUTHORIZED POSITIONS	2,084	1,878	1,878	1,830	-	-
AUTHORIZED FTE	1,904.08	1,739.20	1,752.66	1,709.46	-	-
<b>TOTAL BUDGET (Policy Packages)</b>						
<b>201-OREGON ECOURT DEBT SERVICE- RANK 0 - 087-00-00-00000</b>						
General Fund	-	-	-	5,197,274	-	-
Other Funds	-	-	-	530,319	-	-
All Funds	-	-	-	5,727,593	-	-
<b>202-OREGON ECOURT PROGRAM - RANK 0 - 500-00-00-00000</b>						
Other Funds	-	-	-	24,324,682	-	-
Authorized Positions	-	-	-	40	-	-
Authorized FTE	-	-	-	37.96	-	-

\_\_\_\_ Agency Request  
2013-15 Biennium

\_\_\_\_ Governor's Recommended  
Page \_\_\_\_\_

\_\_\_\_ Legislatively Adopted  
Agencywide Appropriated Fund Group - BPR001

# DEPARTMENT SUMMARY

**Judicial Dept**

**Agency Number: 19800**

**Agencywide Appropriated Fund Group  
2013-15 Biennium**

Version: V - 01 - Agency Request Budget

Description	2009-11 Actuals	2011-13 Leg Adopted Budget	2011-13 Leg Approved Budget	2013-15 Agency Request Budget	2013-15 Governor's Rec. Budget	2013-15 Leg Adopted Budget
203-CIRCUIT COURTS SERVICE LEVEL STAFF RESOURCE NEEDS - RANK 0 - 100-00-00-00000						
General Fund	-	-	-	6,732,928	-	-
Authorized Positions	-	-	-	62	-	-
Authorized FTE	-	-	-	51.14	-	-
204-CIRCUIT COURTS TREATMENT COURT STAFF RESOURCE NEED- RANK 0 - 100-00-00-00000						
General Fund	-	-	-	1,645,292	-	-
Authorized Positions	-	-	-	13	-	-
Authorized FTE	-	-	-	9.21	-	-
205-CIRCUIT COURTS PRO SE FACILITATION - RANK 0 - 100-00-00-00000						
General Fund	-	-	-	2,044,335	-	-
Authorized Positions	-	-	-	17	-	-
Authorized FTE	-	-	-	14.29	-	-
206-STATEWIDE IMPROVEMENT, EDUCATION AND STANDARDIZATI- RANK 0 - 102-00-00-00000						
General Fund	-	-	-	558,932	-	-
Authorized Positions	-	-	-	3	-	-
Authorized FTE	-	-	-	2.64	-	-
207-OREGON ECOURT TECHNICAL OPERATIONS AND TRAINING ST- RANK 0 - 102-00-00-00000						
General Fund	-	-	-	1,123,189	-	-
Authorized Positions	-	-	-	6	-	-
Authorized FTE	-	-	-	5.28	-	-
208-CENTRALIZATION AND ANALYSIS STAFF RESOURCE NEEDS- RANK 0 - 102-00-00-00000						
General Fund	-	-	-	926,091	-	-
Authorized Positions	-	-	-	10	-	-
Authorized FTE	-	-	-	7.14	-	-

\_\_\_\_ Agency Request  
2013-15 Biennium

\_\_\_\_ Governor's Recommended  
Page \_\_\_\_\_

\_\_\_\_ Legislatively Adopted  
Agencywide Appropriated Fund Group - BPR001

# DEPARTMENT SUMMARY

**Judicial Dept**

**Agency Number: 19800**

**Agencywide Appropriated Fund Group  
2013-15 Biennium**

Version: V - 01 - Agency Request Budget

Description	2009-11 Actuals	2011-13 Leg Adopted Budget	2011-13 Leg Approved Budget	2013-15 Agency Request Budget	2013-15 Governor's Rec. Budget	2013-15 Leg Adopted Budget
209-FAMILY LAW PROGRAM- RANK 0 - 102-00-00-00000						
General Fund	-	-	-	532,574	-	-
Authorized Positions	-	-	-	3	-	-
Authorized FTE	-	-	-	2.64	-	-
210-SPECIALTY COURTS GRANTS - RANK 0 - 100-00-00-00000						
Other Funds	-	-	-	911,709	-	-
Authorized Positions	-	-	-	7	-	-
Authorized FTE	-	-	-	4.90	-	-
211-2012 LEGISLATIVE SESSION COURT OF APPEALS PANEL- RANK 0 - 010-00-00-00000						
General Fund	-	-	-	981,882	-	-
Authorized Positions	-	-	-	3	-	-
Authorized FTE	-	-	-	2.64	-	-
211-2012 LEGISLATIVE SESSION COURT OF APPEALS PANEL- RANK 0 - 101-00-00-00000						
General Fund	-	-	-	2,006,054	-	-
Authorized Positions	-	-	-	9	-	-
Authorized FTE	-	-	-	8.64	-	-
212-JUDICIAL COMPENSATION - RANK 0 - 010-00-00-00000						
General Fund	-	-	-	12,187,957	-	-
213-CONTRACT INTERPRETER RATE INCREASE - MANDATED PAYM- RANK 0 - 200-00-00-00000						
General Fund	-	-	-	1,476,135	-	-
214-LOCAL COURT FACILITIES INFRASTRUCTURE- RANK 0 - 400-00-00-00000						
Other Funds	-	-	-	3,545,858	-	-
215-LOCAL COURT SECURITY SYSTEMS STANDARDIZATION- RANK 0 - 400-00-00-00000						
Other Funds	-	-	-	787,487	-	-

\_\_\_\_ Agency Request  
2013-15 Biennium

\_\_\_\_ Governor's Recommended  
Page \_\_\_\_\_

\_\_\_\_ Legislatively Adopted  
Agencywide Appropriated Fund Group - BPR001



# DEPARTMENT SUMMARY

**Judicial Dept**

**Agency Number: 19800**

**Agencywide Appropriated Fund Group  
2013-15 Biennium**

**Version: V - 01 - Agency Request Budget**

Description	2009-11 Actuals	2011-13 Leg Adopted Budget	2011-13 Leg Approved Budget	2013-15 Agency Request Budget	2013-15 Governor's Rec. Budget	2013-15 Leg Adopted Budget
216-SUPREME COURT BUILDING PRESERVATION- RANK 0 - 089-00-00-00000						
Other Funds	-	-	-	26,812,211	-	-
<b>TOTAL BUDGET (Policy Packages)</b>						
General Fund	-	-	-	35,412,643	-	-
Other Funds	-	-	-	56,912,266	-	-
All Funds	-	-	-	92,324,909	-	-
AUTHORIZED POSITIONS	-	-	-	173	-	-
AUTHORIZED FTE	-	-	-	146.48	-	-
<b>TOTAL BUDGET (Including Packages)</b>						
General Fund	284,107,992	359,234,028	366,868,202	446,502,479	-	-
Other Funds	80,904,659	24,966,976	55,844,830	79,820,276	-	-
Federal Funds	1,099,450	850,613	850,613	892,384	-	-
All Funds	366,112,101	385,051,617	423,563,645	527,215,139	-	-
AUTHORIZED POSITIONS	2,084	1,878	1,878	2,003	-	-
AUTHORIZED FTE	1,904.08	1,739.20	1,752.66	1,855.94	-	-

\_\_\_\_ Agency Request  
2013-15 Biennium

\_\_\_\_ Governor's Recommended  
Page \_\_\_\_\_

\_\_\_\_ Legislatively Adopted  
Agencywide Appropriated Fund Group - BPR001

# DEPARTMENT SUMMARY

**BPR010 – ORBITS Agencywide Program Unit Summary**

**Judicial Dept**

**Agency Number: 19800**

Agencywide Program Unit Summary  
2013-15 Biennium

Version: V - 01 - Agency Request Budget

Summary Cross Reference Number	Cross Reference Description	2009-11 Actuals	2011-13 Leg Adopted Budget	2011-13 Leg Approved Budget	2013-15 Agency Request Budget	2013-15 Governor's Rec. Budget	2013-15 Leg Adopted Budget
010-00-00-00000	<b>Judicial Compensation</b>						
	General Fund	59,395,640	62,872,712	64,740,982	80,997,543	-	-
087-00-00-00000	<b>eCourt Debt Service</b>						
	General Fund	10,661,602	16,971,657	20,258,576	23,330,649	-	-
	Other Funds	-	100,000	326,592	530,319	-	-
	All Funds	10,661,602	17,071,657	20,585,168	23,860,968	-	-
089-00-00-00000	<b>Capital Construction</b>						
	Other Funds	-	-	-	26,812,211	-	-
100-00-00-00000	<b>Trial Courts</b>						
	General Fund	149,128,824	178,470,588	178,470,588	220,124,819	-	-
	Other Funds	19,788,160	4,639,224	4,639,224	6,621,929	-	-
	All Funds	168,916,984	183,109,812	183,109,812	226,746,748	-	-
101-00-00-00000	<b>Appellate/Tax Courts</b>						
	General Fund	9,762,862	15,702,968	15,702,968	21,940,634	-	-
	Other Funds	161,387	963,619	3,164,317	1,658,251	-	-
	All Funds	9,924,249	16,666,587	18,867,285	23,598,885	-	-
102-00-00-00000	<b>Administration and Central Support</b>						
	General Fund	40,567,549	45,951,703	46,193,156	54,825,576	-	-
	Other Funds	45,431,797	5,195,049	5,474,475	6,222,594	-	-

\_\_\_\_ Agency Request  
2013-15 Biennium

\_\_\_\_ Governor's Recommended  
Page \_\_\_\_\_

\_\_\_\_ Legislatively Adopted  
Agencywide Program Unit Summary - BPR010

# DEPARTMENT SUMMARY

**Judicial Dept**

**Agency Number: 19800**

**Agencywide Program Unit Summary  
2013-15 Biennium**

Version: V - 01 - Agency Request Budget

<i>Summary Cross Reference Number</i>	<i>Cross Reference Description</i>	<i>2009-11 Actuals</i>	<i>2011-13 Leg Adopted Budget</i>	<i>2011-13 Leg Approved Budget</i>	<i>2013-15 Agency Request Budget</i>	<i>2013-15 Governor's Rec. Budget</i>	<i>2013-15 Leg Adopted Budget</i>
<b>102-00-00-00000</b>	<b>Administration and Central Support</b>						
	Federal Funds	1,099,450	850,613	850,613	892,384	-	-
	All Funds	87,098,796	51,997,365	52,518,244	61,940,554	-	-
<b>200-00-00-00000</b>	<b>Mandated Payments</b>						
	General Fund	13,350,575	12,889,400	13,363,746	15,646,307	-	-
	Other Funds	-	535,335	535,335	526,005	-	-
	All Funds	13,350,575	13,424,735	13,899,081	16,172,312	-	-
<b>210-00-00-00000</b>	<b>3rd Party Debt Collection</b>						
	General Fund	-	9,300,000	11,679,729	11,960,042	-	-
<b>220-00-00-00000</b>	<b>External Pass-Throughs</b>						
	General Fund	-	15,075,000	14,552,100	14,901,350	-	-
	Other Funds	-	-	77,860	-	-	-
	All Funds	-	15,075,000	14,629,960	14,901,350	-	-
<b>400-00-00-00000</b>	<b>State Court Facilities Security Account</b>						
	General Fund	-	-	-	817,678	-	-
	Other Funds	2,941,245	3,033,749	7,735,658	13,124,285	-	-
	All Funds	2,941,245	3,033,749	7,735,658	13,941,963	-	-
<b>500-00-00-00000</b>	<b>eCourt Program</b>						
	General Fund	1,240,940	2,000,000	1,906,357	1,957,881	-	-

\_\_\_\_ Agency Request  
2013-15 Biennium

\_\_\_\_ Governor's Recommended  
Page \_\_\_\_\_

\_\_\_\_ Legislatively Adopted  
Agencywide Program Unit Summary - BPR010

# DEPARTMENT SUMMARY

**Judicial Dept**

**Agency Number: 19800**

**Agencywide Program Unit Summary  
2013-15 Biennium**

**Version: V - 01 - Agency Request Budget**

Summary Cross Reference Number	Cross Reference Description	2009-11 Actuals	2011-13 Leg Adopted Budget	2011-13 Leg Approved Budget	2013-15 Agency Request Budget	2013-15 Governor's Rec. Budget	2013-15 Leg Adopted Budget
<b>500-00-00-00000</b>	<b>eCourt Program</b>						
	Other Funds	12,582,070	10,500,000	33,891,369	24,324,682	-	-
	All Funds	13,823,010	12,500,000	35,797,726	26,282,563	-	-
<b>TOTAL AGENCY</b>							
	General Fund	284,107,992	359,234,028	366,868,202	446,502,479	-	-
	Other Funds	80,904,659	24,966,976	55,844,830	79,820,276	-	-
	Federal Funds	1,099,450	850,613	850,613	892,384	-	-
	All Funds	366,112,101	385,051,617	423,563,645	527,215,139	-	-

\_\_\_\_ Agency Request  
2013-15 Biennium

\_\_\_\_ Governor's Recommended  
Page \_\_\_\_\_

\_\_\_\_ Legislatively Adopted  
Agencywide Program Unit Summary - BPR010

# **PROGRAMS – APPELLATE AND TAX COURTS**

---

## **Appellate and Tax Courts**

The Appellate/Tax Court Operations program funds the operations and staffing of the Supreme Court, Court of Appeals, Appellate Court Records Section (ACRS), and Tax Courts. The Supreme Court is established by the Oregon Constitution and consists of seven justices elected to serve six-year terms, one of whom is selected from among his/her peers to serve as the Chief Justice for the branch in a six-year term. The Court of Appeals consists of ten statewide-elected judges who hear appeals from trial courts and state agencies and boards. Three more judgeships were created for the Court of Appeals by the 2012 Legislative Assembly, and operative October 1, 2013, and will bring the total judgeship positions to 13. The Tax Court consists of one statewide-elected judge who hears matters in the Tax Court Regular Division that arise from Oregon tax law and hears appeals from the Tax Magistrate Division created in 1997 to replace the informal administrative tax appeals process conducted by the Department of Revenue. ACRS is the appellate clerk's office for both the Supreme Court and the Court of Appeals and as such serves attorneys, litigants, and the public in addition to managing ancillary programs and services.

# PROGRAMS – APPELLATE AND TAX COURTS

---

## *Supreme Court*

The Supreme Court is Oregon’s court of last resort and exists by virtue of Article VII (amended) of the Oregon Constitution. The Supreme Court has the ultimate responsibility for interpreting Oregon law. The court’s decisions with respect to Oregon constitutional, statutory, administrative, and common laws are not subject to further judicial review, except by the United States Supreme Court to ensure consistency with federal law.

Cases come before the Supreme Court in a variety of ways, and jurisdiction is conferred by the Oregon Constitution and by statute. The court primarily is a court of appellate review, reviewing the decisions of lower courts and other bodies, but it also has original jurisdiction in some types of cases. In addition, the law mandates that the Supreme Court hear certain types of cases. There are still other cases before the court because the justices have exercised their discretion and determined that the matters present important questions of Oregon law.

## **Constitutional Jurisdiction**

When voters adopted Article VII (amended) of the Oregon Constitution in 1910, they provided the Supreme Court with constitutional authority to exercise discretionary original jurisdiction in *mandamus* (involving the exercise of public duties), *quo warranto* (concerning the right to hold a public office), and *habeas corpus* (questioning whether incarceration is lawful) proceedings. The court typically receives between 80 and 100 such petitions every year, based on 2009-11 statistics. The court considers all of these cases but accepts only a small percentage to decide on the merits. The Constitution also imposes mandatory original jurisdiction to consider any challenges to the decennial reapportionment of legislative districts.

## **Statutory Jurisdiction**

The primary work of the Supreme Court is to perform its legislatively authorized discretionary review of decisions of the Oregon Court of Appeals. Cases in which a disappointed litigant in the Court of Appeals files a petition seeking review actually present two questions to the court: the first is the decision whether to allow review, and second is the decision on the merits of the questions presented if review is allowed. Each of those decisions is significant, and the court devotes substantial resources toward considering whether a particular petition for review presents an important question for adjudication. The court considers between 700 and 1,000 such petitions for review and “allows,” or agrees to consider on the merits, between 5 and 7 percent. The court also has the discretionary authority to consider certified questions of Oregon law from other courts (typically from either Oregon’s United States District Court or from the United States Court of Appeals for the Ninth Circuit) and certified appeals from the Oregon Court of Appeals.

# PROGRAMS – APPELLATE AND TAX COURTS

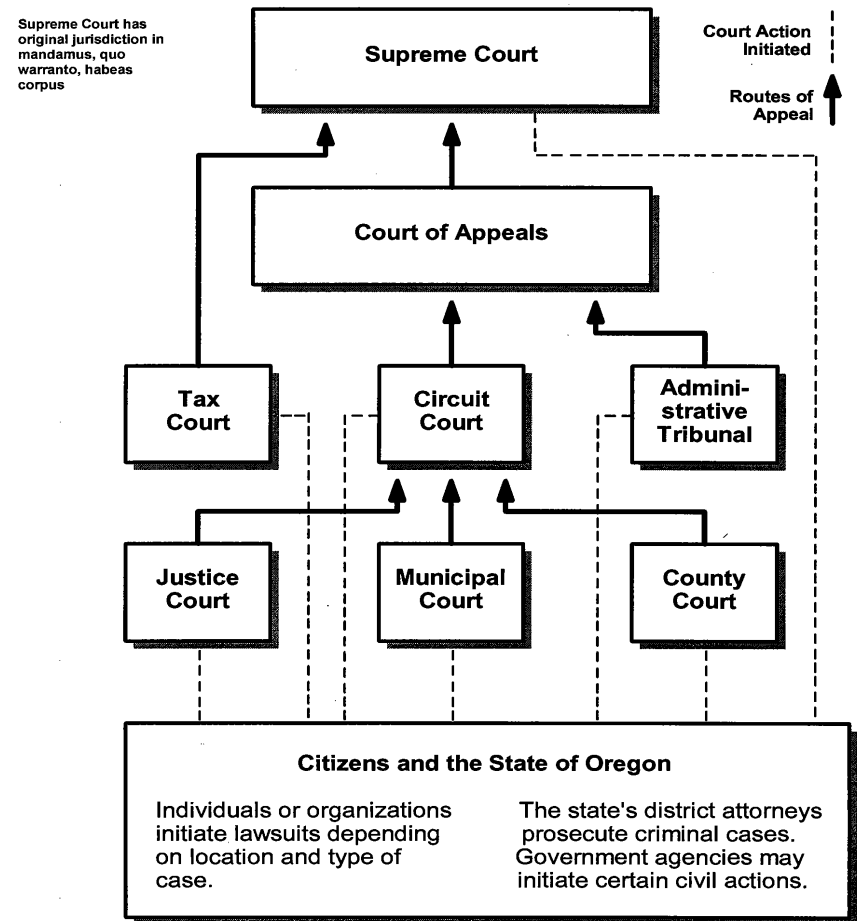
The Supreme Court also has a substantial docket of statutory cases of mandatory review. On the appellate side of the court’s mandatory caseload, the court hears

- (1) Automatic reviews in cases where the death penalty was imposed (an average of four such reviews is filed each year, but the cases are complex and extensively briefed);
- (2) Appeals from the Oregon Tax Court (an average of four cases annually);
- (3) Appeals (infrequent) involving certain types of labor disputes;
- (4) Reviews of administrative siting decision for prison, energy production, and waste disposal facilities (also infrequent but often complex);
- (5) Reviews in lawyer discipline and admissions matters (60 to 90 cases annually);
- (6) Reviews involving questions of judicial fitness and disability; and
- (7) Specific cases or issues that the Legislature has directed the Supreme Court to consider (e.g., PERS challenges), either on original review or on appeal.

On the original jurisdiction side of the court’s mandatory caseload, the court considers a variety of election-related petitions, including ballot title review proceedings and challenges to Voters’ Pamphlet explanatory and fiscal impact statements.

Finally, either by legislative direction or the court’s own policies, a number of the case categories described above are considered and decided on an expedited basis. These cases include death sentence review proceedings, election law matters, attorney and judicial decision cases, *mandamus* petitions, and labor and facilities siting cases.

## APPEALS IN OREGON COURTS



# PROGRAMS – APPELLATE AND TAX COURTS

---

## Administrative Responsibilities

Sitting, as it does, at the apex of Oregon’s third branch of government, the Supreme Court has been assigned significant regulatory responsibilities relating to the administration of Oregon’s judicial system. The court, for example, is responsible for appointing, among other positions, *pro tempore* and senior judges, members of the Board of Bar Examiners (lawyer admission), and members of the Bar Disciplinary Board (lawyer discipline). The Supreme Court also has substantial rulemaking responsibilities. The court reviews and approves a variety of rules affecting the practice of law, including amendments to the Rules of Professional Conduct (lawyer ethics), the Rules of Appellate Procedure, the Rules for Admission of Attorneys, the Oregon State Bar Rules of Procedure, and the rules governing Mandatory Continuing Legal Education for Oregon lawyers.

The administrative and regulatory elements of the court’s workload fall most heavily on the Chief Justice, who, in addition to managing the Supreme Court, is the administrative head of the entire Oregon unified court system. The primary authority is set forth in ORS 1.002. In addition, under ORS 1.003, the Chief Justice is responsible for appointing the Chief Judge of the Court of Appeals, the presiding judge of the Tax Court, the presiding judges for each of Oregon’s 27 judicial districts, and the State Court Administrator. The Chief Justice also approves the unified biennial budget for the operating resources of the Oregon Judicial Department.

## Workload Distribution and Case Processing

The Supreme Court considers the judicial matters before it *en banc*, with all seven justices participating in the decision (unlike the Court of Appeals, which decides many of its cases by three-judge panels that are subject to additional review). The Supreme Court does so primarily because it is Oregon’s court of last resort. It is critical that each justice – unless recused from the case – fully contribute to this final expression of Oregon law. Full court consideration applies not only to the opinions that the court issues, but also to the petitions and substantive motions that the court decides. The court also receives a substantial number of motions that are not substantive in nature. Nonsubstantive motions, such as extension of time, are decided by the Chief Justice, in coordination with Appellate Court Records Office staff.

Petitions for review and substantive motions are assigned on a rotational basis to one of the associate justices for preparation of a memorandum discussing the petition, motion, or other matter, and providing the assigned justice’s recommended disposition. Once a case has been accepted for review, the Chief Justice assigns cases to a particular justice for the purpose of writing an opinion. The court sits in conference on average two times each month to consider the opinion drafts and other matters that are pending before the court. The conferences usually last one and a half days. The court holds emergency conferences when needed to consider petitions or motions requiring immediate attention. Finally, the court holds a monthly public meeting at which it addresses the rulemaking and other nonadjudicatory matters described above.



## **PROGRAMS – APPELLATE AND TAX COURTS**

---

### **Automation, Access, and Outreach**

As discussed under the Appellate Court Services Division section, the Supreme Court and the Court of Appeals are fully automated on an appellate case management system that covers electronic filing, electronic payment, electronic case management, and electronic document management. The vast majority of briefs in the appellate courts are now filed electronically, and even when paper briefs are filed, the courts have drastically reduced the number of copies required. A majority of the Supreme Court now read briefs, petitions for review, draft opinions, and often official documents on tablet devices, rather than paper copies.

In addition, the Supreme Court maintains a web page with information on the members of the court and its operation. Briefs are available online and Supreme Court hearings (oral arguments) are broadcast from the Supreme Court Courtroom over the web. The oral arguments are available both by way of streaming live broadcasts as the oral arguments occur and by access to archived versions of those oral arguments that can be accessed anytime after the arguments are completed. This statewide webcasting service enhances public accessibility and serves as an educational training resource for the larger legal community. The Supreme Court also schedules on-the-road hearings around the state in order to let students and the public observe hearings in person.

# PROGRAMS – APPELLATE AND TAX COURTS

## Supreme Court Cases Filed by Type and Subtype

	2008	2009	2010	2011	2012*
<b>Appeal</b>					
Certified - Civil - General	1	0	0	0	0
<b>Appeal - Civil</b>					
Adoptions	2	1	1	0	0
Agency - Circuit Court	0	2	2	1	1
Armed Forces	0	0	0	0	0
Domestic Relations	9	18	22	15	12
Domestic Relations - Punitive Contempt	0	0	0	2	0
FED	4	1	3	7	8
General	86	83	95	103	55
Civil Commitment	3	4	0	3	2
Non-Traffic Violation	0	4	3	0	4
Other	3	5	5	4	1
Probate	3	4	1	4	5
Stalking	0	2	2	1	2
Traffic	4	3	3	0	0
<b>Appeal - Collateral Criminal</b>					
Habeas Corpus	20	40	27	20	20
Other	0	0	0	0	1
Post-Conviction	235	222	159	145	134
<b>Appeal - Criminal</b>					
Armed Forces	0	0	0	0	0
General	509	538	349	347	315
Other	1	0	0	1	0
Pretrial Felony - In Custody	0	0	0	0	0
Stalking	0	0	1	0	0
Traffic	13	12	18	14	3

## PROGRAMS – APPELLATE AND TAX COURTS

---

### Supreme Court Cases Filed by Type and Subtype (continued)

	2008	2009	2010	2011	2012*
<b>Appeal - Juvenile</b>					
Delinquency	1	2	2	1	1
Dependency	13	12	26	17	15
Support Judgment	0	0	0	0	0
Termination of Parental Rights	15	25	25	20	11
<b>Judicial Review - Agency/Board</b>					
Columbia River Gorge Commission	0	0	0	0	0
Land Use Decisions	6	10	4	7	4
Other	3	1	2	2	1
Other Agency/Board Decision	19	20	18	14	13
Parole Decision	60	42	21	16	17
Rule Challenge	0	1	2	1	0
Urban/Rural Reserves	0	0	0	0	0
Workers' Compensation Decision	7	9	9	10	9
<b>Direct Review - Agency/Board</b>					
Corrections Facility Site Certificate Review	0	0	0	0	0
Energy Facility Site Certificate/Exemption Review	0	0	0	0	0
Energy Facility Siting Council Rules	0	0	0	0	1
Mining Permit Issuance/Denial Review	0	0	0	0	0
Municipal Corp Budget Review	0	0	0	0	0
Other - Discretionary	0	0	0	0	0
Other - Mandatory	0	0	0	1	0
<b>Direct Review - Ballot Measure</b>					
Ballot Title	12	29	14	15	16
Constitutionality Review	0	0	0	0	0
Explanatory Statement	0	2	0	0	0
Financial Impact Estimate	0	0	0	0	0

## PROGRAMS – APPELLATE AND TAX COURTS

---

### Supreme Court Cases Filed by Type and Subtype (continued)

	2008	2009	2010	2011	2012*
<b>Direct Review - Civil</b>					
Certified Appeals	0	1	4	2	1
Certified Question	3	2	0	1	1
Labor Disputes - TRO	0	0	0	0	0
OTCA Limitations	0	0	0	0	0
Other - Discretionary	0	1	0	0	0
Other - Mandatory	0	0	0	0	0
<b>Direct Review - Criminal</b>					
Death Sentence	0	0	4	5	0
Other - Discretionary	0	0	0	0	0
Other - Mandatory	0	0	0	0	0
Pretrial Murder/Aggravated Murder	3	1	1	2	1
Victim Rights - Felony/Person A Misd'r - Presentencing	0	0	0	2	1
Victim Rights - Other Misd'r/Postsentencing	0	0	0	1	2
<b>Direct Review - Legislation</b>					
Other - Discretionary	0	0	0	0	0
Other - Mandatory	0	0	0	0	0
Review	0	0	0	0	0
<b>Direct Review - Other</b>					
Discretionary	0	0	0	0	0
Mandatory	0	0	0	0	0
<b>Direct Review - Tax</b>	4	1	4	5	6
<b>Original Proceeding - Civil</b>					
Reapportionment Review	0	0	0	0	0
<b>Original Proceeding - Writ</b>					
Habeas Corpus	15	8	10	18	6
Mandamus	92	60	83	62	72
Quo Warrento	0	0	2	1	0

## PROGRAMS – APPELLATE AND TAX COURTS

---

### Supreme Court Cases Filed by Type and Subtype (continued)

	2008	2009	2010	2011	2012*
<b>Original Proceeding - Writ/Petition</b>					
Other - Discretionary	0	0	0	1	0
Other - Mandatory	0	0	0	0	0
<b>Professional Regulation - Bar Review</b>					
Disciplinary Proceedings	31	18	27	12	19
Examination	1	1	0	0	0
Other	9	6	8	3	6
Petition for Admission	14	9	16	13	15
Reciprocal Discipline	0	0	4	2	5
Reinstatement	34	28	25	21	16
Student Loan Default	0	0	0	0	0
<b>Professional Regulation - Judicial Fitness/Disability</b>					
Disability	0	0	0	0	0
Fitness	0	0	0	0	1
<b>TOTAL</b>	<b>1235</b>	<b>1228</b>	<b>1002</b>	<b>922</b>	<b>803</b>
* as of 11/6/2012					

## PROGRAMS – APPELLATE AND TAX COURTS

---

### Supreme Court Petitions for Review – Filings Allowed and Denied, with Aging (2008 to 2012)

	Total Filed	Allowed	Denied	Avg. days from Filing to Decision
<b>2008</b>	1017	69	814	74
<b>2009</b>	1061	55	976	82
<b>2010</b>	800	60	671	91
<b>2011</b>	755	62	697	84
<b>2012*</b>	634	42	522	90
* as of 11/6/2012				
<b>Note:</b> The total number of described filings allowed and decided within a year is not the equivalent of the number filed within a year, because the filings allowed and denied are not necessarily the same as those filed.				

### Supreme Court Number of Opinions Annually

	2008	2009	2010	2011	2012*
Opinions	78	77	77	74	57
* as of 12/6/2012					

# PROGRAMS – APPELLATE AND TAX COURTS

---

## *Court of Appeals*

The Court of Appeals is Oregon’s intermediate appellate court. By statute, the Court of Appeals is charged with deciding nearly all the civil and criminal appeals taken from Oregon’s state trial courts and nearly all the judicial reviews taken from administrative agencies in contested cases. Created by statute in 1969, the Court of Appeals does not exercise any constitutional jurisdiction; instead, its jurisdiction is set by the Legislature.

Whether measured against the number of appeals taken by population or the number of appeals taken by judge, the Oregon Court of Appeals consistently ranks as one of the busiest appellate courts in the nation. Over the past decade, annual filings in the Court of Appeals have varied between approximately 3,000 and 3,800 cases per year. That number has varied, at least in part, because of changing economic conditions and changes in statutes or case law that may generate “spikes” in filings. The information contained in this narrative is merely a summary of the court’s structure, workload, and projects.

## **Workload Distribution**

The Court of Appeals currently consists of ten judges, with legislative authorization to add three new positions (presently unfunded) as of October 1, 2013. To meet the demand of its substantial workload, the court is divided into three departments (or “panels”) of three judges each for the purpose of considering cases. In addition, there is another three-judge panel – consisting of one judge from each of the other three departments – that sits separately for the purpose of considering substantive motions filed in appeals or judicial reviews. The Chief Judge of the Court of Appeals sits as a nonvoting member on each of the court’s four departments and participates in their deliberations. That participation, which is in addition to the Chief Judge’s administrative and other responsibilities, permits the Chief Judge both to act as a substitute voting member on any panel when one of the other judges cannot participate (due to a conflict of interest, for example) and also helps to ensure consistency among the decision making of the various panels. Finally, before a panel releases an opinion in a case, the proposed opinion is circulated to all the court’s judges, and the court then may elect to consider the case *en banc* (by the full ten-judge court), which happens in approximately 3 percent of the court’s cases.

## **Case Processing**

An appeal or judicial review can result in a dismissal short of a decision on the merits for a number of reasons: A party may voluntarily dismiss the case due to settlement or for some other reason, or there also can be jurisdictional problems or a failure to prosecute. All but a handful of dismissals arise before the case is submitted for decision. Over time, the statistics translate roughly (“roughly” because a case may be dismissed in a year other than the year in which it was filed) into a 35 to 50 percent dismissal rate.

## **PROGRAMS – APPELLATE AND TAX COURTS**

---

With regard to those cases that proceed to a disposition on the merits, most cases are submitted for decision after oral argument; a small percentage is submitted on the written briefing alone. Cases are assigned to a department on a random basis. Each department hears oral arguments on an average of two to three days each month; oral arguments are heard year-round. In addition, the court periodically schedules an additional oral argument day each month to consider “fast track” cases; those matters that the Legislature or the court has determined require expedited consideration. Primary among those cases are appeals or judicial reviews involving juvenile dependency, termination of parental rights, land use, workers’ compensation, and certain felony convictions.

Before oral argument, all three judges assigned to hear the cases read the parties’ briefs, perform whatever preliminary legal research may be in order, and meet together to discuss the case in a preargument conference. Following oral argument, the judges reevaluate the case in a postargument conference in light of the parties’ oral advocacy and review the record of the case as appropriate. If, based on all those considerations, each of the three judges agrees that (1) none of the arguments by the parties will result in the decision below being vacated, reversed, or modified; and (2) a written opinion would not benefit the parties, bench, or bar, then the panel will issue a decision affirming the ruling on appeal or review without opinion. Such decisions normally are issued within a few weeks of submission.

For matters in which an unwritten disposition would not be appropriate, the presiding judge assigns the case for preparation of a written opinion. Once prepared, the draft is circulated to the other judges of the panel and the Chief Judge, and the proposed decision is discussed at a regularly scheduled conference that the Chief Judge also attends. As noted above, once the panel has agreed on a disposition for the case, which may or may not include a concurring or dissenting opinion by one of the panel’s judges, the final draft of the opinion(s) is circulated to all the other judges to determine whether the case will be considered by the full court.

In recent years, the Court of Appeals has issued between 400 and 450 written opinions each year, or 40 to 45 opinions per judge. At any one time, each judge usually has an active list of between 25 and 30 cases that have been assigned to that judge for a written opinion to be produced. The court continues its efforts to maintain its productivity goals, notwithstanding that those efforts have become increasingly challenging and difficult because of the increasing complexity or “densification” of a very substantial portion of the appeals that the court considers and adjudicates.

### **Internal Processes – Publication and Assessment**

The court is committed to improving communications with the bench, the bar, the other branches of government, and the public about its work. As part of its efforts to fulfill that commitment, the court has prepared a written summary of its internal processes, the Oregon Court of Appeals Internal Practices Guidelines. The guidelines describe the internal workings of the court, from the filing of documents that trigger the court’s jurisdiction, until the issuance of judgments that end it. Included are descriptions of the organization of the court and its professional and administrative staff, how the court processes various filings at the initiation of an appeal or judicial review proceeding, how the court typically arrives at its decisions, and how



## **PROGRAMS – APPELLATE AND TAX COURTS**

---

it prepares them for publication. It also includes descriptions of how the court processes its several thousand motions annually and how cases may be referred to its nationally recognized Appellate Settlement Conference Program. The court hopes that, by providing these insights into its internal workings, the court has made its work more accessible and its rules and procedures easier for litigants to comply with.

The court is also committed to reviewing its internal practices on an ongoing basis, in an effort to improve its practices to better serve the bench, the bar, and the public. To that end, the court sponsored and supported a survey of the best practices of state intermediate appellate courts across the nation. We hope and expect that the study group’s work will meaningfully contribute, both in Oregon and across the nation, to the improvement of intermediate appellate court performance through the systematic sharing of information pertaining to court processes and design. As the court changes its practices, it will modify the guidelines to reflect those changes.

### **Appellate eCourt Project**

The Court of Appeals has implemented a new automated Appellate Case Management System, a key component of the Chief Justice’s vision for an “electronic courthouse.” The Appellate Case Management System is now operational and has been in use by the court since 2008.

The court has also started implementation of a document management system. This system (when completed in mid-2013) will give the court the ability to process cases without the need to handle traditional hard-copy documents. In addition, the court has started using electronic versions of trial court records, exhibits, and transcripts as part of the case review process.

### **Appellate Performance Measures**

The Court of Appeals Performance Measures design team developed and formally established the court’s success factors and accompanying core performance measures. The court’s success factors are as follows:

- Quality: Fairness, equality, clarity, transparency, and integrity of the judicial process.
- Timeliness and Efficiency: Resolution of cases in a timely and expeditious manner.
- Public Trust and Confidence: Cultivating trust and confidence in the judiciary.

The court’s core performance measures are as follows:

- Appellate Bar and Trial Bench Survey: The percentage of members of the Oregon appellate bar and trial bench who believe that the Oregon Court of Appeals is delivering quality justice, both in its adjudicative and other functions.

## PROGRAMS – APPELLATE AND TAX COURTS

---

- On-Time Case Processing: The percentage of cases disposed or otherwise resolved within established time frames.
- Clearance Rate: The ratio of outgoing cases to incoming cases expressed as an average across all case types and disaggregated by case type – that is, civil, criminal, collateral criminal, juvenile, and agency/board.
- Productivity: The number of cases resolved by the Court of Appeals disaggregated by decision form – that is, signed opinions, *per curiam* opinions, AWOPs (affirmances without opinion), and dispositive orders.

### Appellate Commissioner Project

In 2008, the court reorganized the Office of Appellate Legal Counsel into an Appellate Commissioner's Office. The goal of the appellate commissioner position was, and is, to reduce substantially the amount of time it historically has taken for substantive motions in the Court of Appeals to be decided. The commissioner has authority to decide motions, own motion matters, and decide cost and attorney fees matters arising from cases not decided by a department, but is not authorized to decide any appeal on its substantive merits. Parties may move for reconsideration of a decision of the appellate commissioner, resulting in review of the decision by either the Chief Judge or the Motions Department of the Court of Appeals. Since its inception and implementation, this initiative has been highly successful in eliminating procedural bottlenecks in the appellate process, expediting prompt disposition of thousands of matters.

### Special Programs

**Appellate Settlement Conference Program:** The Court of Appeals has continued to utilize its highly effective mediation program, which has allowed parties to resolve, on a mutual rather than judicial basis, between 100 and 150 civil, domestic relations, and workers' compensation cases each year. Those cases are frequently among the most complex that the court would otherwise consider. The settlement rate for cases entering the program has been approximately 70 percent, one of the highest in the nation.

**Trading Benches Program:** The court has developed and implemented this program in coordination with Oregon's circuit court judges. Through the program, trial judges periodically sit *pro tempore* on the Court of Appeals while appellate judges perform judicial work for the circuit courts. With a better mutual understanding of the work that other courts perform, expensive and time-consuming reversals and remands for new trials can be substantively reduced.

## PROGRAMS – APPELLATE AND TAX COURTS

**Comparative Statistics:** The following chart shows comparative statistics for the Court of Appeals for the years 2005-11.

Court of Appeals Comparative Statistics 2005-2011							
	2005	2006	2007	2008	2009	2010	2011
Adoptions	3	4	5	5	3	1	0
Criminal	1,571	1,562	1,356	1,384	1,588	1,407	1,204
Criminal Stalking	N/A	N/A	1	4	2	3	5
Civil	418	405	388	402	365	339	340
Civil Injunctive Relief	1	0	0	0	0	0	0
Civil Agency Review	13	12	24	9	0	8	16
Civil FED	35	27	29	28	29	36	30
Civil Other Violations	11	9	6	15	17	22	14
Civil Stalking	25	19	25	16	19	14	26
Civil Traffic	30	35	31	36	39	20	28
Domestic Relations	176	159	187	185	176	146	145
Domestic Relations – Punitive Contempt	N/A	N/A	5	7	8	5	3
Habeas Corpus	85	81	84	78	48	51	50
Mandamus	0	0	0	0	0	0	0
Juvenile	1	0	0	0	0	0	0
Juvenile Delinquencies	38	32	30	24	31	31	25
Juvenile Dependencies	65	64	80	125	100	94	159
Juvenile Terminations	79	65	67	44	55	46	37
Probate	23	18	8	31	19	16	20
Post Conviction	550	334	291	236	225	244	305
Traffic	109	88	90	72	87	70	68
Administrative Review	200	193	232	212	324	277	231
LUBA	36	21	26	34	29	29	31
Parole Review	86	175	103	49	65	53	31
Workers' Compensation	120	116	102	110	79	70	76
Mental Commitment	126	94	102	83	71	81	87

Court of Appeals Comparative Statistics 2005-2011 (continued)							
	2005	2006	2007	2008	2009	2010	2011
Columbia River Gorge Commission	N/A	N/A	1	1	0	1	1
Rule Challenge	N/A	2	1	13	9	9	7
Other	0	2	38	17	28	13	7
Total Filings	3,801	3,517	3,312	3,220	3,416	3,089	2,936
Opinions Issued	400	420	400	436	503	457	471
Beginning in 2004, the Court of Appeals refined its tracking of certain broad categories of case filings. For example, before 2003 the category “juvenile” had included both delinquency and dependency proceedings. Now each type of filing is reported separately.							

# PROGRAMS – APPELLATE AND TAX COURTS

---

## *Oregon Tax Court*

The Oregon Tax Court is a specialized trial-level court with statewide jurisdiction. It has exclusive jurisdiction in all questions of law or fact arising under state tax laws. State tax laws include personal income tax, corporate excise tax, property tax, timber tax, cigarette tax, local budget laws, and constitutional property tax limitations. The court has two divisions, Regular Division and Magistrate Division.

### **Regular Division**

Regular Division has one judge who hears appeals from: (1) the Magistrate Division; (2) direct appeals that are specially designated; and (3) direct petitions such as *mandamus*, local budget law, and constitutional property tax limitations.

### **Magistrate Division**

Magistrate Division has three magistrates who hear appeals directly from county boards of property tax appeals and from actions of the Department of Revenue. Decisions of the magistrates may be appealed to the Regular Division. ORS 305.505 requires the Magistrate Division to keep records containing information as to the date cases are filed and the date decisions are issued. This statute also requires that “at the time of preparation biennially of consolidated budgets for submission to the Legislative Assembly ... for petitions or appeals filed after September 1, 1997, the State Court Administrator shall prepare and submit to the Legislative Assembly general statistical information as to the amount of time required by the tax court magistrate division to reach its decisions.”

- For the two-year period July 1, 2010, through June 30, 2012, 2,314 appeals were filed: 1,608 property tax and 706 income tax.
- Magistrates produce a written decision in each case. The average time between a case filing date and the date of the decision is slightly more than 9.5 months.
- During the two-year period, 76 cases decided in the Magistrate Division were appealed to the Regular Division. Of those 76 cases, 50 have been closed by the Regular Division. None of those cases reversed the decision of the Magistrate Division.
- As of June 30, 2012, there were 744 active cases pending.

Personal Income	652	Omitted Property	64
Corporate Income	22	Farm Property	65
Tobacco Income	5	Exemption Property	88
Withholding Income	15	Personal Property	33
Income/Other	12	Forest Property	26
Residential Property	604	Utilities Property	21
Commercial Property	400	Real Property	n/a
Industrial Property	148	Property/Other	14

## PROGRAMS – APPELLATE AND TAX COURTS

---

### *Appellate Court Services Division*

The Appellate Court Services Division (ACSD) has four sections that provide specialized administrative support activities on behalf of the Oregon Supreme Court, Court of Appeals, and Office of the State Court Administrator (OSCA). ACSD is also responsible for the management of the department-owned Supreme Court Building. The sections are: Appellate Court Records, State of Oregon Law Library, Publications, and Supreme Court Building Services. The specialized functions for each section are as follows:

- **Appellate Court Records Section:** The Appellate Court Records Section (ACRS) is the case processing center for both the Supreme Court and the Court of Appeals. It is responsible for processing all documents filed with either appellate court, including petitions, appeals, motions, briefs, notices, and correspondence. ACRS manages appellate transcript filing, calendars oral arguments, prepares and issues administrative orders and appellate judgments, and is responsible for all archival activities. ACRS also supports the continued development of the Appellate Case Management System (ACMS) and Appellate eCourt. It also serves as the appellate clerk's office for lawyers, litigants, and the public.
- **State of Oregon Law Library:** The State of Oregon Law Library serves as a principal legal research center for the Oregon appellate courts, tax court, executive agencies, and citizens. The library is open to the public, without charge, and provides a variety of services to lawyers and lay patrons. It is funded mainly through a statewide assessment.
- **Publications Section:** The Publications Section publishes and markets the decisions, rules, and media releases of the appellate courts and provides desktop publishing services to OJD. The section works with the appellate judicial chambers to finalize and set court opinions for production and utilizes the services of the Department of Administrative Services Publishing and Distribution Center to print and distribute opinions. It has been consolidated within the law library program area for location and oversight.
- **Building Services Section:** The Building Services Section presently is responsible for the daily maintenance and facility needs of the Supreme Court Building. The building, opened in 1914, is the oldest facility on the Capitol Mall, and houses the Supreme Court, State of Oregon Law Library, and ACRS.

## PROGRAMS – APPELLATE AND TAX COURTS

---

### **Current Service Level**

The CSL budget for the Appellate and Tax Courts totals \$19.9 million. This reflects a \$2.7 million, or 14.5 percent, increase over the 2011-13 LAB budget.

### **Chief Justice’s Recommended Budget**

The Chief Justice’s Recommended Budget for the 2013-15 biennium totals \$23.6 million (All Funds). This amount includes policy option packages totaling \$2.0 million associated with addition of new three-judge Appellate Panel, support staff, and related Services and Supplies budget that was authorized during the 2012 Legislative Session. Expenditures associated with judicial compensation are reflected in the Judicial Compensation Appropriation.

**Policy Option Package – 211:** The 2012 Legislative Assembly amended Oregon statutes to add one 3-judge panel to the ten-member Oregon Court of Appeals, effective October 1, 2013. This package provides for judicial compensation and support staff for that panel, per the fiscal information provided in 2012. (\$2,006,054 GF, 9 positions, 8.64 FTE in Appellate and Tax Courts).

# PROGRAMS – APPELLATE AND TAX COURTS

## Appellate and Tax Courts Budget Summary – All Funds

	2009-11 Actual Expenditures	2011-13 Legislatively Approved Budget	2013-15 Current Service Level (CSL)	2013-15 Chief Justice's Recommended*
General Fund	9,762,862	15,702,368	19,934,580	21,940,634
General Fund Debt Svc	-	-	-	-
Other Funds Cap Construction	-	-	-	-
Other Funds Debt Svc Ltd	-	-	-	-
Other Funds Ltd	161,387	3,164,317	1,658,251	1,658,251
Other Funds Non-Ltd	-	-	-	-
Federal Funds Ltd	-	-	-	-
<b>TOTAL – ALL FUNDS</b>	<b>9,924,249</b>	<b>18,867,285</b>	<b>21,592,831</b>	<b>23,598,885</b>
Positions	58	99	99	108
FTE	54.16	94.43	94.48	103.12

\*Includes CSL and all policy option packages

# PROGRAMS – APPELLATE AND TAX COURTS

---

## Essential Packages

### Purpose

The essential packages present budget adjustments needed to bring the legislatively approved budget to Current Service Level (CSL), the calculated cost of continuing legislatively approved programs into the 2013-15 biennium.

### Staffing Impact

No staff is contained in Appellate and Tax Courts for the Essential Packages.

### Revenue Source

The essential packages increase the General Fund appropriation by \$403,492 and Other Funds – Limited by \$28,380.

### 010 Non-PICS Personal Service Adjustments

Non-PICS Personal Services adjustments for Appellate and Tax Courts is \$368,966 General Fund and \$28,380 in Other Funds. The primary components of the increases are Pension Obligation Bond increases of \$338,215 for General Fund and \$37,126 for Other Funds

### 021 Phase-In

The Appellate and Tax Courts budget has no adjustment for phased-in programs.

### 022 Phase-Out Program and One-Time Costs

The Appellate and Tax Courts budget has no phase-out program or one-time costs.

### 031 Inflation and Price List Adjustments

The cost of goods and services increases General Fund totals by \$34,526 in General Fund. This reflects the standard inflation rate of 2.4 percent on goods and services.



## **PROGRAMS – APPELLATE AND TAX COURTS**

---

### **040 Mandated Caseload**

The Appellate and Tax Courts budget has no adjustment for mandated caseload

### **050 Fund Shifts**

The Appellate and Tax Courts budget has no fund shifts within its CSL budget.

### **060 Technical Adjustments**

The Appellate and Tax Courts budget has no technical adjustments within its CSL budget.

# PROGRAMS – APPELLATE AND TAX COURTS

---

## *Policy Option Package: 211 – 2012 Legislatively Approved Court of Appeals Panel*

**Companion Package:** No

### **Purpose**

During the 2012 Legislative Session, HB 4026 was passed, which amended ORS 2.540, increasing the number of Court of Appeals judges from 10 to 13. Amendments to ORS 2.540 become operative on October 1, 2013. This package requests the judicial compensation and support staff for the new three-judge panel.

### **How Achieved**

The package provides funding for judicial compensation for three new Court of Appeals judges, starting October 1, 2013. It also provides support staffing and Services and Supplies budget for the new panel

### **Staffing Impact**

12 positions, 11.28 FTE:

- |                                  |             |          |                    |
|----------------------------------|-------------|----------|--------------------|
| • Judge – Court of Appeals       | 3 positions | 2.64 FTE | phase in 10/1/2013 |
| • Appellate Staff Attorney       | 2 positions | 1.92 FTE | phase in 8/1/2013  |
| • Law Clerk                      | 5 positions | 4.80 FTE | phase in 8/1/2013  |
| • Judicial Services Specialist 3 | 2 positions | 1.92 FTE | phase in 8/1/2013  |

### **Revenue Source**

\$ 2,987,936 – General Funds

# PROGRAMS – APPELLATE AND TAX COURTS

## *ORBITS and PICS Reports*

### BPR013 – ORBITS Essential and Policy Package Fiscal Impact Summary

#### ESSENTIAL AND POLICY PACKAGE FISCAL IMPACT SUMMARY

Judicial Dept Cross Reference Name: Appellate/Tax Courts  
 Pkg: 010 - Non-PICS Psnl Svc / Vacancy Factor Cross Reference Number: 19800-101-00-00-00000

Description	General Fund	Lottery Funds	Other Funds	Federal Funds	Nonlimited Other Funds	Nonlimited Federal Funds	All Funds
<b>Revenues</b>							
General Fund Appropriation	368,966	-	-	-	-	-	368,966
<b>Total Revenues</b>	<b>\$368,966</b>	-	-	-	-	-	<b>\$368,966</b>
<b>Personal Services</b>							
Temporary Appointments	11,417	-	-	-	-	-	11,417
All Other Differential	3,203	-	-	-	-	-	3,203
Public Employees' Retire Cont	632	-	-	-	-	-	632
Pension Obligation Bond	338,215	-	37,126	-	-	-	375,341
Social Security Taxes	1,119	-	-	-	-	-	1,119
Mass Transit Tax	14,380	-	(8,746)	-	-	-	5,634
<b>Total Personal Services</b>	<b>\$368,966</b>	-	<b>\$28,380</b>	-	-	-	<b>\$397,346</b>
<b>Total Expenditures</b>							
Total Expenditures	368,966	-	28,380	-	-	-	397,346
<b>Total Expenditures</b>	<b>\$368,966</b>	-	<b>\$28,380</b>	-	-	-	<b>\$397,346</b>
<b>Ending Balance</b>							
Ending Balance	-	-	(28,380)	-	-	-	(28,380)
<b>Total Ending Balance</b>	-	-	<b>(\$28,380)</b>	-	-	-	<b>(\$28,380)</b>

\_\_\_\_ Agency Request  
2013-15 Biennium

\_\_\_\_ Governor's Recommended  
Page \_\_\_\_\_

\_\_\_\_ Legislatively Adopted  
Essential and Policy Package Fiscal Impact Summary - BPR013

# PROGRAMS – APPELLATE AND TAX COURTS

## ESSENTIAL AND POLICY PACKAGE FISCAL IMPACT SUMMARY

Judicial Dept  
Pkg: 031 - Standard Inflation

Cross Reference Name: Appellate/Tax Courts  
Cross Reference Number: 19800-101-00-00-00000

Description	General Fund	Lottery Funds	Other Funds	Federal Funds	Nonlimited Other Funds	Nonlimited Federal Funds	All Funds
<b>Revenues</b>							
General Fund Appropriation	34,526	-	-	-	-	-	34,526
<b>Total Revenues</b>	<b>\$34,526</b>	<b>-</b>	<b>-</b>	<b>-</b>	<b>-</b>	<b>-</b>	<b>\$34,526</b>
<b>Services &amp; Supplies</b>							
Instate Travel	794	-	-	-	-	-	794
Out of State Travel	96	-	-	-	-	-	96
Employee Training	1,595	-	-	-	-	-	1,595
Office Expenses	25,305	-	-	-	-	-	25,305
Telecommunications	2,543	-	-	-	-	-	2,543
Data Processing	11	-	-	-	-	-	11
Professional Services	4	-	-	-	-	-	4
Employee Recruitment and Develop	57	-	-	-	-	-	57
Dues and Subscriptions	2,381	-	-	-	-	-	2,381
Fuels and Utilities	32	-	-	-	-	-	32
Facilities Maintenance	7	-	-	-	-	-	7
Agency Program Related S and S	2	-	-	-	-	-	2
Other Services and Supplies	57	-	-	-	-	-	57
Expendable Prop 250 - 5000	1,193	-	-	-	-	-	1,193
IT Expendable Property	449	-	-	-	-	-	449
<b>Total Services &amp; Supplies</b>	<b>\$34,526</b>	<b>-</b>	<b>-</b>	<b>-</b>	<b>-</b>	<b>-</b>	<b>\$34,526</b>

\_\_\_\_ Agency Request  
2013-15 Biennium

\_\_\_\_ Governor's Recommended  
Page \_\_\_\_\_

\_\_\_\_ Legislatively Adopted  
Essential and Policy Package Fiscal Impact Summary - BPR013

# PROGRAMS – APPELLATE AND TAX COURTS

## ESSENTIAL AND POLICY PACKAGE FISCAL IMPACT SUMMARY

Judicial Dept  
Pkg: 031 - Standard Inflation

Cross Reference Name: Appellate/Tax Courts  
Cross Reference Number: 19800-101-00-00-00000

<i>Description</i>	General Fund	Lottery Funds	Other Funds	Federal Funds	Nonlimited Other Funds	Nonlimited Federal Funds	All Funds
<b>Total Expenditures</b>							
Total Expenditures	34,526	-	-	-	-	-	34,526
<b>Total Expenditures</b>	<b>\$34,526</b>	-	-	-	-	-	<b>\$34,526</b>
<b>Ending Balance</b>							
Ending Balance	-	-	-	-	-	-	-
<b>Total Ending Balance</b>	-	-	-	-	-	-	-

\_\_\_\_ Agency Request  
2013-15 Biennium

\_\_\_\_ Governor's Recommended  
Page \_\_\_\_\_

\_\_\_\_ Legislatively Adopted  
Essential and Policy Package Fiscal Impact Summary - BPR013

# PROGRAMS – APPELLATE AND TAX COURTS

## ESSENTIAL AND POLICY PACKAGE FISCAL IMPACT SUMMARY

Judicial Dept

Pkg: 211 - 2012 Legislative Session Court of Appeals Panel

Cross Reference Name: Appellate/Tax Courts

Cross Reference Number: 19800-101-00-00-00000

Description	General Fund	Lottery Funds	Other Funds	Federal Funds	Nonlimited Other Funds	Nonlimited Federal Funds	All Funds
<b>Revenues</b>							
General Fund Appropriation	2,006,054	-	-	-	-	-	2,006,054
<b>Total Revenues</b>	<b>\$2,006,054</b>	<b>-</b>	<b>-</b>	<b>-</b>	<b>-</b>	<b>-</b>	<b>\$2,006,054</b>
<b>Personal Services</b>							
Class/Unclass Sal. and Per Diem	867,698	-	-	-	-	-	867,698
Empl. Rel. Bd. Assessments	342	-	-	-	-	-	342
Public Employees' Retire Cont	171,194	-	-	-	-	-	171,194
Social Security Taxes	66,383	-	-	-	-	-	66,383
Worker's Comp. Assess. (WCD)	504	-	-	-	-	-	504
Mass Transit Tax	9,075	-	-	-	-	-	9,075
Flexible Benefits	288,903	-	-	-	-	-	288,903
Other OPE	54,925	-	-	-	-	-	54,925
<b>Total Personal Services</b>	<b>\$1,459,024</b>	<b>-</b>	<b>-</b>	<b>-</b>	<b>-</b>	<b>-</b>	<b>\$1,459,024</b>
<b>Services &amp; Supplies</b>							
Employee Training	23,050	-	-	-	-	-	23,050
Office Expenses	23,050	-	-	-	-	-	23,050
Telecommunications	30,733	-	-	-	-	-	30,733
Professional Services	148,957	-	-	-	-	-	148,957
IT Professional Services	30,840	-	-	-	-	-	30,840
Employee Recruitment and Develop	10,240	-	-	-	-	-	10,240
Facilities Rental and Taxes	224,963	-	-	-	-	-	224,963
Other Services and Supplies	7,683	-	-	-	-	-	7,683

\_\_\_\_ Agency Request  
2013-15 Biennium

\_\_\_\_ Governor's Recommended  
Page \_\_\_\_\_

\_\_\_\_ Legislatively Adopted  
Essential and Policy Package Fiscal Impact Summary - BPR013

# PROGRAMS – APPELLATE AND TAX COURTS

## ESSENTIAL AND POLICY PACKAGE FISCAL IMPACT SUMMARY

Judicial Dept

Cross Reference Name: Appellate/Tax Courts

Pkg: 211 - 2012 Legislative Session Court of Appeals Panel

Cross Reference Number: 19800-101-00-00-00000

Description	General Fund	Lottery Funds	Other Funds	Federal Funds	Nonlimited Other Funds	Nonlimited Federal Funds	All Funds
<b>Services &amp; Supplies</b>							
Expendable Prop 250 - 5000	47,514	-	-	-	-	-	47,514
<b>Total Services &amp; Supplies</b>	<b>\$547,030</b>	-	-	-	-	-	<b>\$547,030</b>
<b>Total Expenditures</b>							
Total Expenditures	2,006,054	-	-	-	-	-	2,006,054
<b>Total Expenditures</b>	<b>\$2,006,054</b>	-	-	-	-	-	<b>\$2,006,054</b>
<b>Ending Balance</b>							
Ending Balance	-	-	-	-	-	-	-
<b>Total Ending Balance</b>	-	-	-	-	-	-	-
<b>Total Positions</b>							
Total Positions							9
<b>Total Positions</b>	-	-	-	-	-	-	<b>9</b>
<b>Total FTE</b>							
Total FTE							8.64
<b>Total FTE</b>	-	-	-	-	-	-	<b>8.64</b>

\_\_\_\_ Agency Request  
2013-15 Biennium

\_\_\_\_ Governor's Recommended  
Page \_\_\_\_\_

\_\_\_\_ Legislatively Adopted  
Essential and Policy Package Fiscal Impact Summary - BPR013

# PROGRAMS – APPELLATE AND TAX COURTS

## PPDBFISCAL – PICS Package Fiscal Impact Report

11/15/12 REPORT NO.: PPDFISCAL DEPT. OF ADMIN. SVCS. -- PPDB PICS SYSTEM PAGE  
 REPORT: PACKAGE FISCAL IMPACT REPORT 2013-15 PROD FILE  
 AGENCY:19800 JUDICIAL DEPARTMENT PICS SYSTEM: BUDGET PREPARATION  
 SUMMARY XREF:101-00-00 Appellate/Tax Courts PACKAGE: 211 - 2012 Legislative Session Court

POSITION NUMBER	CLASS	COMP	CLASS NAME	POS CNT	FTE	MOS	STEP	RATE	GF SAL/OPE	OF SAL/OPE	FF SAL/OPE	LF SAL/OPE	AF SAL/OPE
6001812	JM	J9722 AA	APPELLATE STAFF ATTORNEY	1	.96	23.00	02	6,188.00	142,324 72,251				142,324 72,251
6001813	JM	J9722 AA	APPELLATE STAFF ATTORNEY	1	.96	23.00	02	6,188.00	142,324 72,251				142,324 72,251
6001814	JUA	J9721 AA	LAW CLERK	1	.96	23.00	02	3,990.00	91,770 56,777				91,770 56,777
6001815	JUA	J9721 AA	LAW CLERK	1	.96	23.00	02	3,990.00	91,770 56,777				91,770 56,777
6001816	JUA	J9721 AA	LAW CLERK	1	.96	23.00	02	3,990.00	91,770 56,777				91,770 56,777
6001817	JUA	J9721 AA	LAW CLERK	1	.96	23.00	02	3,990.00	91,770 56,777				91,770 56,777
6001818	JUA	J9721 AA	LAW CLERK	1	.96	23.00	02	3,990.00	91,770 56,777				91,770 56,777
6001819	JUA	J9740 AA	JUDICIAL SERVICES SPECIALIST 3	1	.96	23.00	02	2,700.00	62,100 48,653				62,100 48,653
6001820	JM	J9740 AA	JUDICIAL SERVICES SPECIALIST 3	1	.96	23.00	02	2,700.00	62,100 50,286				62,100 50,286
TOTAL PICS SALARY									867,698				867,698
TOTAL PICS OPE									527,326				527,326
TOTAL PICS PERSONAL SERVICES =									9	8.64	207.00		1,395,024



# PROGRAMS – APPELLATE AND TAX COURTS

BPR012 – ORBITS Detail of Lottery Funds, Other Funds, and Federal Funds Revenue

## DETAIL OF LOTTERY FUNDS, OTHER FUNDS, AND FEDERAL FUNDS REVENUE

Source	2009-11 Actuals	2011-13 Leg Adopted Budget	2011-13 Leg Approved Budget	2013-15 Agency Request Budget	2013-15 Governor's Rec. Budget	2013-15 Leg Adopted Budget
<b>Other Funds</b>						
State Court Fees	21,829	-	-	-	-	-
Sales Income	-	1,026,000	1,026,000	650,000	-	-
Donations	30,000	-	-	-	-	-
Other Revenues	-	-	2,200,698	-	-	-
Transfer In - Intrafund	109,558	-	-	-	-	-
Tsfr From Administrative Svcs	-	2,343,470	2,343,470	2,392,804	-	-
Transfer Out - Intrafund	-	(1,731,201)	(1,731,201)	-	-	-
<b>Total Other Funds</b>	<b>\$161,387</b>	<b>\$1,638,269</b>	<b>\$3,838,967</b>	<b>\$3,042,804</b>	-	-

\_\_\_\_ Agency Request  
2013-15 Biennium

\_\_\_\_ Governor's Recommended  
Page \_\_\_\_\_

\_\_\_\_ Legislatively Adopted  
Detail of LF, OF, and FF Revenues - BPR012

# PROGRAMS – APPELLATE AND TAX COURTS

## BPR007A – ORBITS Program Unit Appropriated Fund Group and Category Summary

*Judicial Dept*

*Agency Number: 19800*

Program Unit Appropriated Fund Group and Category Summary  
2013-15 Biennium  
Appellate/Tax Courts

Version: V - 01 - Agency Request Budget  
Cross Reference Number: 19800-101-00-00-00000

Description	2009-11 Actuals	2011-13 Leg Adopted Budget	2011-13 Leg Approved Budget	2013-15 Agency Request Budget	2013-15 Governor's Rec. Budget	2013-15 Leg Adopted Budget
<b>LIMITED BUDGET (Excluding Packages)</b>						
<b>PERSONAL SERVICES</b>						
General Fund	9,301,454	14,264,415	14,264,415	18,092,535	-	-
Other Funds	126,399	963,619	3,164,317	1,629,871	-	-
All Funds	9,427,853	15,228,034	17,428,732	19,722,406	-	-
<b>SERVICES &amp; SUPPLIES</b>						
General Fund	461,408	1,438,553	1,438,553	1,438,553	-	-
Other Funds	34,988	-	-	-	-	-
All Funds	496,396	1,438,553	1,438,553	1,438,553	-	-
<b>TOTAL LIMITED BUDGET (Excluding Packages)</b>						
General Fund	9,762,862	15,702,968	15,702,968	19,531,088	-	-
Other Funds	161,387	963,619	3,164,317	1,629,871	-	-
All Funds	9,924,249	16,666,587	18,867,285	21,160,959	-	-
<b>AUTHORIZED POSITIONS</b>	58	88	88	99	-	-
<b>AUTHORIZED FTE</b>	54.16	84.08	84.08	94.48	-	-
<b>LIMITED BUDGET (Essential Packages)</b>						
<b>010 NON-PICS PSNL SVC / VACANCY FACTOR</b>						
<b>PERSONAL SERVICES</b>						
General Fund	-	-	-	368,966	-	-
Other Funds	-	-	-	28,380	-	-
All Funds	-	-	-	397,346	-	-

\_\_\_\_ Agency Request  
2013-15 Biennium

\_\_\_\_ Governor's Recommended  
Page \_\_\_\_\_

\_\_\_\_ Legislatively Adopted  
Program Unit Appropriated Fund and Category Summary- BPR007A

# PROGRAMS – APPELLATE AND TAX COURTS

**Judicial Dept**

**Agency Number: 19800**

**Program Unit Appropriated Fund Group and Category Summary**  
**2013-15 Biennium**  
**Appellate/Tax Courts**

Version: V - 01 - Agency Request Budget  
 Cross Reference Number: 19800-101-00-00-00000

Description	2009-11 Actuals	2011-13 Leg Adopted Budget	2011-13 Leg Approved Budget	2013-15 Agency Request Budget	2013-15 Governor's Rec. Budget	2013-15 Leg Adopted Budget
<b>031 STANDARD INFLATION</b>						
<b>SERVICES &amp; SUPPLIES</b>						
General Fund	-	-	-	34,526	-	-
<b>TOTAL LIMITED BUDGET (Essential Packages)</b>						
General Fund	-	-	-	403,492	-	-
Other Funds	-	-	-	28,380	-	-
All Funds	-	-	-	431,872	-	-
<b>LIMITED BUDGET (Current Service Level)</b>						
General Fund	9,762,862	15,702,968	15,702,968	19,934,580	-	-
Other Funds	161,387	963,619	3,164,317	1,658,251	-	-
All Funds	9,924,249	16,666,587	18,867,285	21,592,831	-	-
<b>AUTHORIZED POSITIONS</b>	58	88	88	99	-	-
<b>AUTHORIZED FTE</b>	54.16	84.08	84.08	94.48	-	-
<b>LIMITED BUDGET (Policy Packages)</b>						
<b>PRIORITY 0</b>						
<b>211 2012 LEGISLATIVE SESSION COURT OF APPEAL</b>						
<b>PERSONAL SERVICES</b>						
General Fund	-	-	-	1,459,024	-	-
<b>SERVICES &amp; SUPPLIES</b>						
General Fund	-	-	-	547,030	-	-
<b>AUTHORIZED POSITIONS</b>	-	-	-	9	-	-

\_\_\_\_ Agency Request  
 2013-15 Biennium

\_\_\_\_ Governor's Recommended  
 Page \_\_\_\_\_

\_\_\_\_ Legislatively Adopted  
 Program Unit Appropriated Fund and Category Summary- BPR007A

# PROGRAMS – APPELLATE AND TAX COURTS

**Judicial Dept**

**Agency Number: 19800**

**Program Unit Appropriated Fund Group and Category Summary**  
 2013-15 Biennium  
 Appellate/Tax Courts

Version: V - 01 - Agency Request Budget  
 Cross Reference Number: 19800-101-00-00-00000

Description	2009-11 Actuals	2011-13 Leg Adopted Budget	2011-13 Leg Approved Budget	2013-15 Agency Request Budget	2013-15 Governor's Rec. Budget	2013-15 Leg Adopted Budget
<b>AUTHORIZED FTE</b>	-	-	-	8.64	-	-
<b>TOTAL LIMITED BUDGET (Policy Packages)</b>						
General Fund	-	-	-	2,006,054	-	-
<b>AUTHORIZED POSITIONS</b>	-	-	-	9	-	-
<b>AUTHORIZED FTE</b>	-	-	-	8.64	-	-
<b>TOTAL LIMITED BUDGET (Including Packages)</b>						
General Fund	9,762,862	15,702,968	15,702,968	21,940,634	-	-
Other Funds	161,387	963,619	3,164,317	1,658,251	-	-
All Funds	9,924,249	16,666,587	18,867,285	23,598,885	-	-
<b>AUTHORIZED POSITIONS</b>	58	88	88	108	-	-
<b>AUTHORIZED FTE</b>	54.16	84.08	84.08	103.12	-	-
<b>OPERATING BUDGET</b>						
General Fund	9,762,862	15,702,968	15,702,968	21,940,634	-	-
Other Funds	161,387	963,619	3,164,317	1,658,251	-	-
All Funds	9,924,249	16,666,587	18,867,285	23,598,885	-	-
<b>AUTHORIZED POSITIONS</b>	58	88	88	108	-	-
<b>AUTHORIZED FTE</b>	54.16	84.08	84.08	103.12	-	-
<b>TOTAL BUDGET</b>						
General Fund	9,762,862	15,702,968	15,702,968	21,940,634	-	-
Other Funds	161,387	963,619	3,164,317	1,658,251	-	-
All Funds	9,924,249	16,666,587	18,867,285	23,598,885	-	-

\_\_\_\_ Agency Request  
 2013-15 Biennium

\_\_\_\_ Governor's Recommended  
 Page \_\_\_\_\_

\_\_\_\_ Legislatively Adopted  
 Program Unit Appropriated Fund and Category Summary- BPR007A

# PROGRAMS – APPELLATE AND TAX COURTS

---

**Judicial Dept**

**Agency Number: 19800**

Program Unit Appropriated Fund Group and Category Summary  
 2013-15 Biennium  
 Appellate/Tax Courts

Version: V - 01 - Agency Request Budget  
 Cross Reference Number: 19800-101-00-00-00000

Description	2009-11 Actuals	2011-13 Leg Adopted Budget	2011-13 Leg Approved Budget	2013-15 Agency Request Budget	2013-15 Governor's Rec. Budget	2013-15 Leg Adopted Budget
AUTHORIZED POSITIONS	58	88	88	108	-	-
AUTHORIZED FTE	54.16	84.08	84.08	103.12	-	-

\_\_\_\_ Agency Request  
 2013-15 Biennium

\_\_\_\_ Governor's Recommended  
 Page \_\_\_\_\_

\_\_\_\_ Legislatively Adopted  
 Program Unit Appropriated Fund and Category Summary- BPR007A

## PROGRAMS – APPELLATE AND TAX COURTS

---

*[This page intentionally left blank.]*

# PROGRAMS – TRIAL COURTS

---

## Trial Courts

The Trial Court Operations program includes the resources for operating the state trial-level courts – known as the circuit courts – in Oregon. The circuit courts adjudicate matters and disputes in criminal, civil, domestic relations, traffic, juvenile, small claims, violations, abuse prevention act, probate, mental commitments, adoption, and guardianship cases.

The state is divided into 27 judicial districts encompassing all 36 counties. There is a circuit court in each county, with a statewide total of 173 circuit judges effective January 1, 2013. Pursuant to ORS 1.003, the Chief Justice of the Oregon Supreme Court appoints presiding judges for each judicial district for administrative purposes and for two-year terms. Their general authority is described in ORS 1.171. Operations of the trial courts are managed by trial court administrators who are supervised by the presiding judge. The general authority of a trial court administrator is described in ORS 8.225. Their duties include personnel administration, budget and financial management, court operations, and jury management.

There are also several legislatively mandated local committees that presiding judges and trial court administrators must either initiate or attend. These committees include local criminal justice advisory committees, local public safety steering committees, family law advisory committees, and court security planning committees. Judges and trial court administrators are also involved in many community activities and programs that align with the courts' programs to provide services to people involved in the court system.

In Oregon, the circuit court is the trial court of general jurisdiction. The circuit court hears cases filed for all case types, amounts of money, or severity of the crime. In addition to handling all types of cases, the trial courts have been actively involved in both legislatively initiated and self-initiated programs to provide improved dispute resolution processes and outcomes for the people and cases that come before them. The courts have supported, as resources permit, the following types of programs:

- 1. Treatment courts:** These are collaborative, community-based court programs that utilize an evidence-based, problem-solving model to improve outcomes for people who have mental health issues or who are addicted to drugs or alcohol.
- 2. Integrated family courts:** These courts have a single judge who is assigned to all cases involving a particular family, and local services are coordinated. Family issues are addressed as a unit, thus improving the family's capabilities to succeed and improve the future of its children.
- 3. Other specialized courts or programs:** Courts or programs aimed at addressing the court-related needs of veterans, domestic violence, mental health issues, juvenile delinquency, payment of restitution, and providing community court services.

## PROGRAMS – TRIAL COURTS

---

4. **Arbitration and mediation programs:** These are programs designed to help resolve cases, where appropriate, at lesser expense to litigants and in less adversarial settings, including helping to establish local community-based dispute resolution centers.
5. **Jury management programs:** One-trial/one-day service program for jurors where a less onerous service requirement improves the diversity and satisfaction of persons summoned for jury duty.
6. **Juvenile Court Improvement Project (JCIP):** JCIP is designed to implement recommendations for improvement in the juvenile dependency process. JCIP ensures that required procedural inquiries are made and all necessary parties notified in order to facilitate a timelier and appropriate permanency setting for abused and neglected children.
7. **Parental education programs:** These legislatively mandated programs provide assistance to people dealing with their children and each other while going through divorce and custody issues.
8. **Domestic relations *pro se* service centers and websites:** These are service centers and websites where people can find out about court forms and procedures and be referred to appropriate legal and support services.

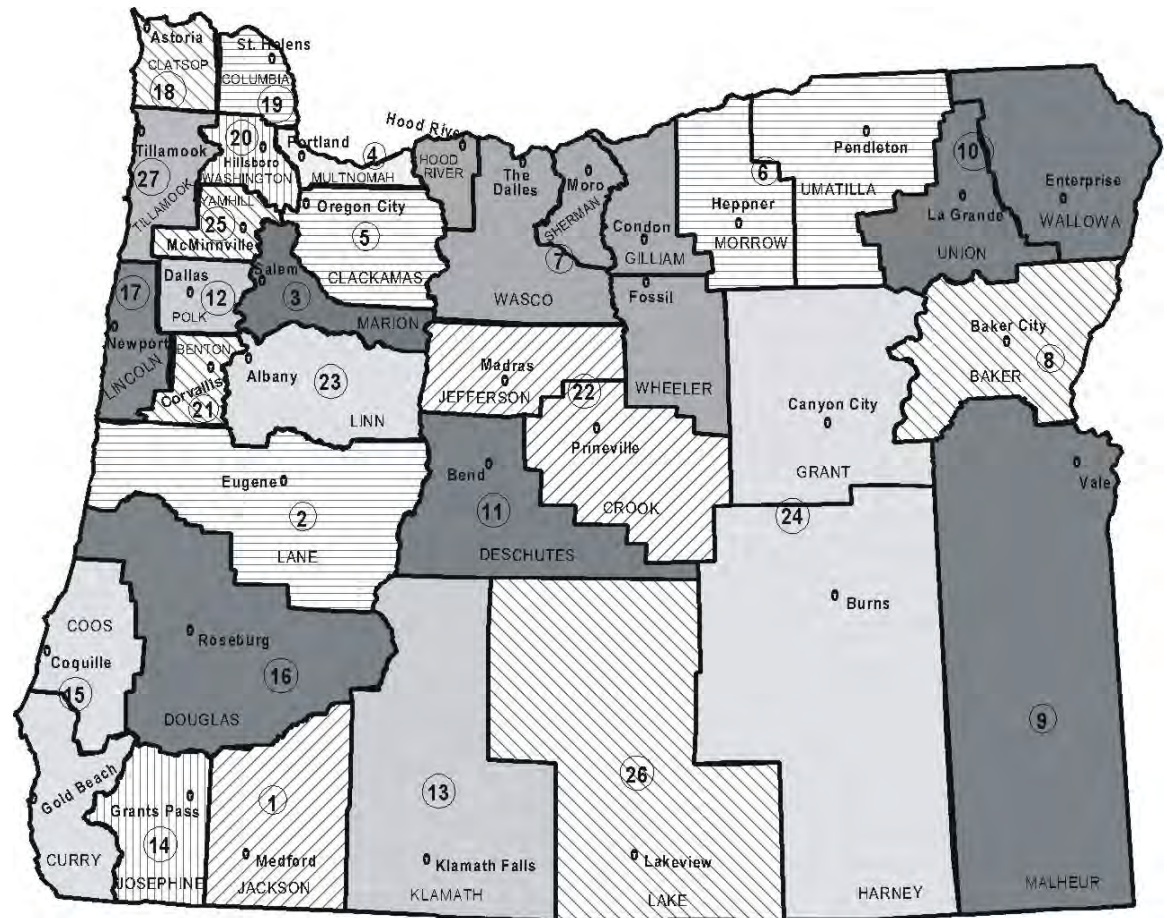
In addition, trial courts have been instrumental in applying technological solutions to address court operations more efficiently and effectively. In Oregon, we are fortunate to have a vital and committed judiciary and court administrative personnel to further the vision for the future of the courts in very real terms.



# PROGRAMS – TRIAL COURTS

## Oregon Judicial Districts

- 1<sup>st</sup> Judicial District      Jackson County
- 2<sup>nd</sup> Judicial District    Lane County
- 3<sup>rd</sup> Judicial District     Marion County
- 4<sup>th</sup> Judicial District     Multnomah County
- 5<sup>th</sup> Judicial District     Clackamas County
- 6<sup>th</sup> Judicial District     Morrow and Umatilla Counties
- 7<sup>th</sup> Judicial District     Gilliam, Hood River, Sherman, Wasco, and Wheeler Counties
- 8<sup>th</sup> Judicial District     Baker County
- 9<sup>th</sup> Judicial District     Malheur County
- 10<sup>th</sup> Judicial District    Union and Wallowa Counties
- 11<sup>th</sup> Judicial District    Deschutes County
- 12<sup>th</sup> Judicial District    Polk County
- 13<sup>th</sup> Judicial District    Klamath County
- 14<sup>th</sup> Judicial District    Josephine County
- 15<sup>th</sup> Judicial District    Coos and Curry Counties
- 16<sup>th</sup> Judicial District    Douglas County
- 17<sup>th</sup> Judicial District    Lincoln County
- 18<sup>th</sup> Judicial District    Clatsop County
- 19<sup>th</sup> Judicial District    Columbia County
- 20<sup>th</sup> Judicial District    Washington County
- 21<sup>st</sup> Judicial District    Benton County
- 22<sup>nd</sup> Judicial District    Crook and Jefferson Counties
- 23<sup>rd</sup> Judicial District    Linn County
- 24<sup>th</sup> Judicial District    Grant and Harney Counties
- 25<sup>th</sup> Judicial District    Yamhill County
- 26<sup>th</sup> Judicial District    Lake County
- 27<sup>th</sup> Judicial District    Tillamook County



There are 27 judicial districts, with a circuit court in each county.

## PROGRAMS – TRIAL COURTS

---

### *Ten-Year Caseload Trend*

A key driver of the work of a court is the number and types of cases filed. The Oregon Judicial Department commissioned studies of staff and judicial workload in order to quantify the time it takes to process different case types. This information is regularly updated with current filing and full-time equivalent (FTE) information and is used to evaluate the judicial and staffing needs of the courts as caseloads change, in addition to using the impact of related local factors (e.g., the number of court locations).

The National Center for State Courts originally conducted a study of judicial workload in Oregon, producing a workload model that includes case weights for the types of cases that involve judicial time. The National Center for State Courts also conducted a similar time study of staff workload in Oregon, producing a workload model for staffing resources. The staffing model is similar in concept to the judicial workload model, is updated regularly, and includes all types of cases.

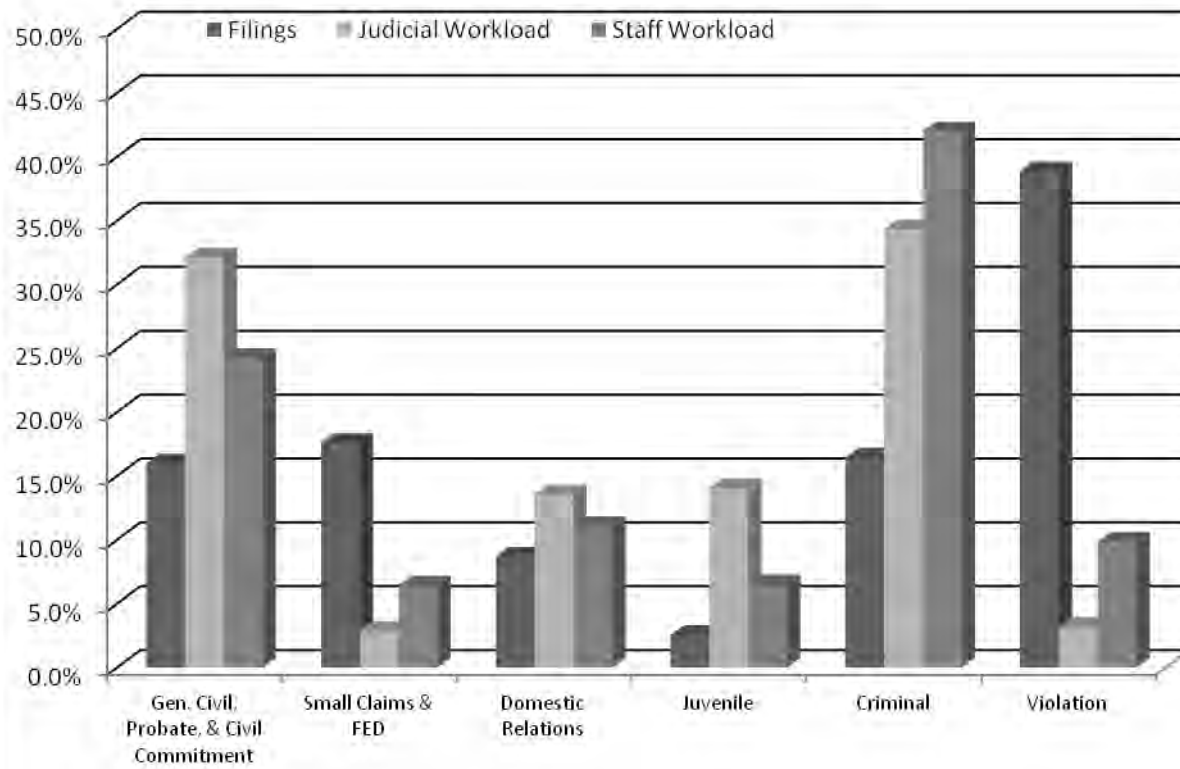
The workload models are critical because all case filings are not equal. For example, violations tend to drive raw case filing totals, but they consume a relatively small proportion of judicial time (about 3 percent at 2011 filing rates). Violations represent a much higher proportion of staff workload (about 10 percent), though not nearly as much as their proportion of filings (about 39 percent in calendar year 2011).

By comparison, criminal cases represented about 16 percent of the filings in calendar year 2011 but over 34 percent of judicial workload and 42 percent of staff workload. Juvenile petitions represented less than 3 percent of case filings but 14 percent of judicial workload and over 6 percent of staff workload.

The chart on the next page compares the proportion of filings to judicial and staff workload for the six major case groupings.

# PROGRAMS – TRIAL COURTS

**Oregon Circuit Courts in CY 2011**  
Translating Filings into Workload



# PROGRAMS – TRIAL COURTS

---

## Court Filings

Total case filings trended downward over the last two years, totaling 552,601 in calendar year 2011; however, 81 percent of the decrease since calendar year 2009 resulted from a decline in filing of violation cases, which requires the least judicial and staff resources on a per-case basis.

Felony filings – which consume the most judicial and staff resources overall – held steady in 2010 compared to 2009 but increased over 5 percent in 2011. Domestic relations, civil commitment, and probate filings also increased in calendar year 2011 compared to calendar year 2010, while general civil, juvenile, misdemeanor, and small claims case filings decreased in the same period.

In order to understand what drives court workload, violations must be looked at separately from the rest of filings. Historically, violations have represented the highest volume of filings of any category. In 2009, violations accounted for about 42 percent of new cases filed in the circuit courts. In 2011, the percentage declined to about 39 percent, but violations still by far represent the highest volume of filings. Violations volume has historically been tied to the number of law enforcement officers and the opening or closure of justice courts in a jurisdiction. For example, violation filings in Clackamas County Circuit Court declined over 95 percent in 2011 compared to 2009, due at least in part to the opening of the Clackamas County Justice Court in 2010.

As seen in Table 1, total case filings decreased 2.3 percent between 2009 and 2011. This is predominately due to the decrease in violation filings during that period.

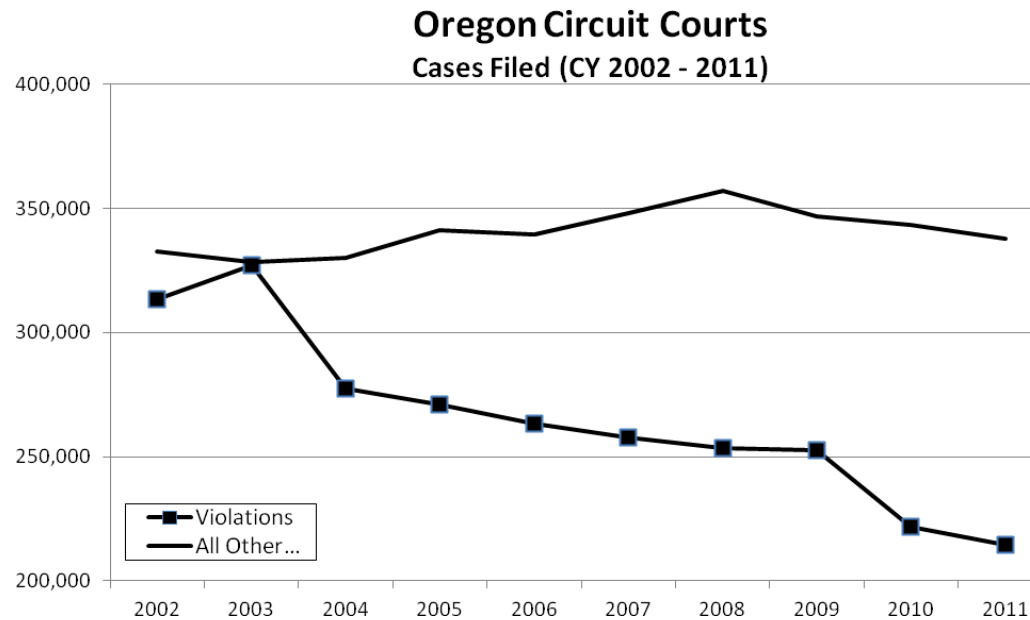
Charts providing ten-year trending information are shown in the following pages.

**Table 1**  
**Caseloads: 2009 through 2011**

	2009	2010	2011	% Chg. From 2010
Civil	97,235	99,000	92,449	-6.62%
Civil Commitment	8,669	8,529	8,871	4.01%
Domestic Relations	46,987	46,425	47,919	3.22%
Felony	29,479	29,444	31,086	5.58%
Juvenile	15,700	15,229	14,013	-7.98%
Misdemeanor	63,903	60,294	59,589	-1.17%
Probate	10,010	9,929	10,347	4.21%
Small Claims	74,856	74,573	73,673	-1.21%
Violation	252,766	221,974	214,654	-3.30%
<b>Totals</b>	<b>599,605</b>	<b>565,397</b>	<b>552,601</b>	<b>-2.26%</b>

# PROGRAMS – TRIAL COURTS

	Cases Filed in Oregon Circuit Courts									
	2002	2003	2004	2005	2006	2007	2008	2009	2010	2011
Civil	72,627	76,963	78,231	80,345	80,120	90,898	102,116	97,235	99,000	92,449
Small Claims	68,220	59,232	64,644	73,030	75,768	75,282	80,109	74,856	74,573	73,673
Dom Rel	51,851	50,544	46,164	46,080	44,882	46,829	45,318	46,987	46,425	47,919
Juvenile	18,294	17,707	18,962	19,699	18,225	17,917	17,152	15,700	15,229	14,013
Probate	10,031	10,146	10,020	9,966	9,786	10,138	10,166	10,010	9,929	10,347
Civil Commitment	8,004	8,270	8,054	7,721	8,863	8,723	8,585	8,669	8,529	8,871
Felony	37,905	36,508	38,397	40,758	37,808	34,630	30,461	29,479	29,444	31,086
Misdemeanor	65,549	69,055	65,602	63,456	64,132	63,497	62,972	63,903	60,294	59,589
Violation	313,475	327,149	277,465	270,891	263,312	257,839	253,455	252,766	221,974	214,654
<b>TOTAL</b>	<b>645,956</b>	<b>655,574</b>	<b>607,539</b>	<b>611,946</b>	<b>602,896</b>	<b>605,753</b>	<b>610,334</b>	<b>599,605</b>	<b>565,397</b>	<b>552,601</b>



## PROGRAMS – TRIAL COURTS

	Cases Terminated in Oregon Circuit Courts									
	2002	2003	2004	2005	2006	2007	2008	2009	2010	2011
Civil	68,803	76,622	80,391	80,409	80,587	85,173	101,953	95,375	100,343	94,197
Small Claims	68,011	57,790	67,557	71,918	74,549	75,541	82,574	73,722	74,721	73,721
Dom Rel	51,794	51,971	46,577	46,269	44,463	46,903	45,377	45,971	46,192	48,534
Juvenile	18,461	16,583	18,200	19,366	19,352	18,685	18,432	17,120	16,143	14,932
Probate	9,676	9,681	10,153	10,433	9,755	10,032	10,398	10,658	10,630	10,799
Civil Commitment	7,862	8,108	8,105	7,704	8,587	8,689	8,489	8,841	8,525	8,749
Felony	36,253	36,228	37,593	39,425	40,235	37,716	33,404	30,854	30,017	29,967
Misdemeanor	64,853	69,970	67,464	66,719	66,830	65,202	67,600	66,184	65,086	61,956
Violation	309,437	326,372	289,720	284,217	267,472	257,244	265,165	255,818	221,903	217,690
<b>TOTAL</b>	<b>635,150</b>	<b>653,325</b>	<b>625,760</b>	<b>626,460</b>	<b>611,830</b>	<b>605,185</b>	<b>633,392</b>	<b>604,543</b>	<b>573,560</b>	<b>560,545</b>

	Active Cases Pending at Year End in Oregon Circuit Courts									
	2002	2003	2004	2005	2006	2007	2008	2009	2010	2011
Civil	24,379	24,429	22,829	23,490	24,321	30,250	30,173	31,423	29,701	27,972
Small Claims	17,505	19,119	16,473	17,591	18,876	18,722	16,400	17,486	17,409	17,303
Dom Rel	12,056	10,518	10,021	9,959	10,504	10,580	10,651	11,751	12,050	11,493
Juvenile	N/A	N/A	N/A	N/A	N/A	N/A	N/A	N/A	N/A	N/A
Probate	20,871	21,394	21,347	20,985	21,157	21,351	21,198	20,659	19,980	19,565
Civil Commitment	462	649	578	629	895	917	1,011	845	849	994
Felony	12,088	12,240	11,607	12,193	11,135	10,108	8,936	8,640	8,533	9,176
Misdemeanor	15,260	14,688	13,304	12,605	12,525	12,008	11,507	11,416	10,237	10,453
Violation	42,233	48,742	39,456	37,922	34,481	35,628	31,637	29,249	30,754	27,579
<b>TOTAL</b>	<b>144,854</b>	<b>151,779</b>	<b>135,615</b>	<b>135,374</b>	<b>133,894</b>	<b>139,564</b>	<b>131,513</b>	<b>131,469</b>	<b>129,513</b>	<b>124,535</b>

Note: Juvenile “active pending” data not available.

# PROGRAMS – TRIAL COURTS

---

## **Current Service Level**

The CSL budget for the Trial Courts totals \$209.7 million General Fund and \$5.7 million in Other Funds. This reflects a \$31.2 million increase General Fund (17.4 percent) and a \$1.1 million or 23.1 percent increase over the 2011-13 LAB budget.

## **Chief Justice’s Recommended Budget**

The Chief Justice’s Recommended Budget for the 2013-15 biennium totals \$226.7 million (All Funds). This amount includes policy option packages totaling \$11.30 million (All Funds) as follows:

**Policy Option Package – 203:** This package restores staff necessary to meet three critical goals for timely services: maximum 72 hours for entering judgments so they can be enforced; maximum 24 hours to recall arrest warrant notices; and supporting a minimum 7 hours/day of public counter and telephone access to court staff. The May 2012 Emergency Board released the Special Purpose Appropriation for the Oregon Judicial Department to restore these standards in Multnomah County, but did not provide funds to restore this level of service statewide. This package funds positions in judicial districts for the entire biennium. (\$6,732,928 GF, 62 positions, 51.14 FT)

**Policy Option Package – 204:** This package provides General Fund support for drug court coordinators and related positions in 10 counties that were eliminated in recent budgets but continued temporarily with one-time funding from the Oregon Criminal Justice Commission. (\$1,645,292 GF, 13 positions, 9.21 FTE)

**Policy Option Package – 205:** This package restores positions in trial courts needed to ensure access to justice by self-represented litigants (primarily in family law cases) and enhance efficient case administration. The growing proportion of self-represented litigants reflects the inability of many domestic relations and other family law litigants to afford lawyers and causes delays in court when cases presented to judges lack adequate or accurate information, the appropriate forms, etc., requiring extensive use of judicial resources to adjudicate these cases. (\$2,044,335 GF, 17 positions, 14.29 FTE)

**Policy Option Package – 210:** This package continues Other Funds grant-funded drug court and support positions in seven courts whose existing grant funding terms expire during the 2013-15 biennium. (\$911,709 OF, 7 positions, 4.90 FTE)

# PROGRAMS – TRIAL COURTS

## Trial Courts Budget Summary – All Funds

	2009-11 Actual Expenditures	2011-13 Legislatively Approved Budget	2013-15 Current Service Level (CSL)	2013-15 Chief Justice's Recommended*
General Fund	149,128,824	178,470,588	209,702,264	220,124,819
General Fund Debt Svc	-	-	-	-
Other Funds Cap Construction	-	-	-	-
Other Funds Debt Svc Ltd	-	-	-	-
Other Funds Ltd	19,788,160	4,639,224	5,710,220	6,621,929
Other Funds Non-Ltd	-	-	-	-
Federal Funds Ltd	-	-	-	-
<b>TOTAL – ALL FUNDS</b>	<b>168,916,984</b>	<b>183,109,812</b>	<b>215,412,484</b>	<b>226,746,748</b>
Positions	1,570	1,385	1,353	1,452
FTE	1,407.36	1,271.02	1,240.17	1,319.71

\*Includes CSL and all policy option packages



# PROGRAMS – TRIAL COURTS

---

## Essential Packages

### Purpose

The essential packages present budget adjustments needed to bring the legislatively approved budget to Current Service Level (CSL), the calculated cost of continuing legislatively approved programs into the 2013-15 biennium.

### Staffing Impact

No staff is contained in Trial Courts for Essential Packages.

### Revenue Source

The essential packages increase the General Fund appropriation by \$2,050,110 and Other Funds – Limited decreased by \$532,460.

### 010 Non-PICS Personal Service Adjustments

Non-PICS Personal Services adjustments for Trial Courts is \$1,784,672 General Fund and a decrease in Other Funds of \$572,600. The primary components of the increases are Pension Obligation Bond increases of \$1,644,447 for General Fund and a decrease of \$545,650 for Other Funds.

### 021 Phase-In

The Trial Courts budget has no adjustment for phased-in programs.

### 022 Phase-Out Program and One-Time Costs

The Trial Courts budget has no phase-out program or one-time costs.

## PROGRAMS – TRIAL COURTS

---

### **031 Inflation and Price List Adjustments**

The cost of goods and services increases General Fund totals by \$265,438 and Other Funds by \$40,140. This reflects the standard inflation rate of 2.4 percent on goods and services.

### **040 Mandated Caseload**

The Trial Courts budget has no adjustment for mandated caseload.

### **050 Fund Shifts**

The Trial Courts budget has no fund shifts within its CSL budget.

### **060 Technical Adjustments**

The Trial Courts budget has no technical adjustments within its CSL budget.

# PROGRAMS – TRIAL COURTS

---

## *Policy Option Package: 203 – Circuit Courts Service-Level Staff Resources*

**Companion Package:** No

### **Purpose**

Over the past two biennia, the Oregon Judicial Department (OJD) has experienced a large decrease in approved positions and FTE due to the ongoing financial crisis impacting the State of Oregon. With a reduction of over 201 FTE across the department, circuit courts have been forced to reduce hours of operation, reduce services to the public, and prioritize critical work. This has impacted access to court services and processing times for court work. While the department has worked diligently on process improvements and productivity improvement efforts, circuit courts continue to need resources to meet service objectives. The package was created to meet the following service-level requirements statewide:

- Ensure a 72-hour maximum for timely entry of court documentation for enforcement of legal rights and judgments;
- Ensure a 24-hour maximum for timely entry of recall of arrest warrant notifications; and
- Support a minimum of 7 hours of daily public counter and telephone access to court services.

This package does not attempt to restore wholly adequate court operations to circuit courts, but to address meeting minimal conditions for fulfilling the judicial branch’s legal obligations to the people of the state.

### **How Achieved**

The package provides funding for 51.14 FTE (62 positions) and accompanying Services and Supplies funding for circuit courts to achieve minimum service-level requirements at the local court level.

### **Staffing Impact**

62 positions, 51.14 FTE:

- |                                  |              |           |                    |
|----------------------------------|--------------|-----------|--------------------|
| • Judicial Services Specialist 1 | 3 positions  | 2.64 FTE  | phase in 10/1/2013 |
| • Judicial Services Specialist 2 | 28 positions | 23.32 FTE | phase in 10/1/2013 |
| • Judicial Services Specialist 3 | 20 positions | 15.94 FTE | phase in 10/1/2013 |
| • Judicial Services Specialist 4 | 2 positions  | 1.76 FTE  | phase in 10/1/2013 |

## PROGRAMS – TRIAL COURTS

---

- Law Clerk 1 position 0.88 FTE phase in 10/1/2013
- Court Operations Supervisor 1 1 position 0.88 FTE phase in 10/1/2013
- Court Operations Supervisor 3 1 position 0.88 FTE phase in 10/1/2013
- OJD Program Coordinator 1 1 position 0.44 FTE phase in 10/1/2013
- Technical Support Specialist 2 1 position 0.88 FTE phase in 10/1/2013
- Technical Support Specialist 4 1 position 0.88 FTE phase in 10/1/2013
- OJD Collections Agent 1 position 0.88 FTE phase in 10/1/2013
- Management Assistant 1 1 position 0.88 FTE phase in 10/1/2013
- Judicial Clerk 1 position 0.88 FTE phase in 10/1/2013

### Revenue Source

\$ 6,732,928 – General Funds

# PROGRAMS – TRIAL COURTS

---

## *Policy Option Package: 204 – Circuit Courts Treatment Court Staff Resources*

**Companion Package:** No

### **Purpose**

Over the last two biennia, treatment court programs experienced a reduction in General Funded support positions in circuit courts around the state. Some of these reductions were back-filled, using grant funding through the Criminal Justice Commission or other federal or local sources. However, at this time, many of these grant funding sources are being reduced, imperiling continued support of these programs in local communities. Treatment court programs have provided an effective alternative to incarceration and reduced recidivism rates. Returning stable funding to support the specially trained individuals who coordinate the programs for the courts is critical to the success of the program and effective use of treatment court resources.

### **How Achieved**

The package provides funding for positions in existing drug treatment specialty courts located in the following counties: Jackson, Marion, Malheur, Wallowa, Lincoln, Columbia, Linn, Grant, Benton, and Crook.

### **Staffing Impact**

13 positions, 9.21 FTE:

- OJD Program Coordinator 1            1 position    0.90 FTE
- OJD Program Coordinator 2            2 positions   1.50 FTE
- OJD Program Coordinator 3            6 positions   3.50 FTE
- OJD Program Coordinator 4            2 positions   2.00 FTE
- Judicial Services Specialist 2           1 position    0.65 FTE
- Judicial Services Specialist 3           1 position    0.66 FTE

### **Revenue Source**

\$ 1,645,292 – General Funds

# PROGRAMS – TRIAL COURTS

---

## ***Policy Option Package: 205 – Circuit Courts Pro Se Facilitation***

**Companion Package:** No

### **Purpose**

Over the past several years, the Oregon Judicial Department (OJD) has been experiencing an increase in the number of self-represented litigants entering the legal system. In many cases, these self-represented litigants are ill-prepared to successfully access the courts. Mistakes by self-represented litigants are impacting court operations and delaying the processing of urgent court orders and judgments. Resources and staff to help self-represented litigants have been reduced over the past few biennia due to budget cuts. This package is intended to provide resources in circuit courts to assist Oregonians in accessing the courts when they choose to be self-represented.

### **How Achieved**

The package provides funding for positions and Services and Supplies budget to support *pro se* facilitation support for self-represented litigants in circuit courts around the State of Oregon.

### **Staffing Impact**

17 positions, 14.29 FTE:

- |                                  |             |          |                    |
|----------------------------------|-------------|----------|--------------------|
| • OJD Program Coordinator 1      | 7 positions | 5.72 FTE | phase in 10/1/2013 |
| • OJD Program Coordinator 2      | 5 positions | 4.40 FTE | phase in 10/1/2013 |
| • OJD Program Coordinator 3      | 2 positions | 1.53 FTE | phase in 10/1/2013 |
| • Judicial Services Specialist 3 | 2 positions | 1.76 FTE | phase in 10/1/2013 |
| • Court Operations Supervisor 2  | 1 position  | 0.88 FTE | phase in 10/1/2013 |

### **Revenue Source**

\$ 2,044,335 – General Funds

# PROGRAMS – TRIAL COURTS

---

## *Policy Option Package: 210 – Specialty Court Grants*

**Companion Package:** No

### **Purpose**

This package will increase Other Funds limitation to account for specialty grants. The Oregon Judicial Department (OJD) receives a variety of grants to fund activities of importance to local communities including, but not limited to, family court, pretrial release programs, and the Citizen Review Board. These grants are usually provided to local community partners and, in many cases, OJD’s component is a small piece of the overall funding received by the community. The intent of this package is to account for those grants that have signed agreement terms that extend into the 2013-15 biennium. Many grants operate on a federal fiscal year or have terms exceeding one year, which can cross biennial funding cycles.

### **How Achieved**

The package provides limited-duration position authority, FTE authority, and Other Funds expenditure limitation for the positions in the grants for which the term of the grant extends beyond the 2011-13 biennium.

### **Staffing Impact**

7 limited-duration positions, 4.90 FTE:

- OJD Program Coordinator 3            4 positions    3.40 FTE
- OJD Program Coordinator 4            1 position    0.75 FTE
- Judicial Services Specialist 2            1 position    0.50 FTE
- Judicial Services Specialist 3            1 position    0.25 FTE

### **Revenue Source**

\$ 911,709 – Other Funds

## PROGRAMS – TRIAL COURTS

---

*[This page intentionally left blank.]*



# PROGRAMS – TRIAL COURTS

## *ORBITS and PICS Reports*

### BPR013 – ORBITS Essential and Policy Package Fiscal Impact Summary

#### ESSENTIAL AND POLICY PACKAGE FISCAL IMPACT SUMMARY

Judicial Dept Cross Reference Name: Trial Courts  
 Pkg: 010 - Non-PICS Psnl Svc / Vacancy Factor Cross Reference Number: 19800-100-00-00-00000

Description	General Fund	Lottery Funds	Other Funds	Federal Funds	Nonlimited Other Funds	Nonlimited Federal Funds	All Funds
<b>Revenues</b>							
General Fund Appropriation	1,784,672	-	-	-	-	-	1,784,672
<b>Total Revenues</b>	<b>\$1,784,672</b>	<b>-</b>	<b>-</b>	<b>-</b>	<b>-</b>	<b>-</b>	<b>\$1,784,672</b>
<b>Personal Services</b>							
Temporary Appointments	295	-	5,116	-	-	-	5,411
All Other Differential	18,961	-	1,983	-	-	-	20,944
Public Employees' Retire Cont	3,741	-	391	-	-	-	4,132
Pension Obligation Bond	1,644,447	-	(545,650)	-	-	-	1,098,797
Social Security Taxes	1,474	-	543	-	-	-	2,017
Mass Transit Tax	115,754	-	(34,983)	-	-	-	80,771
<b>Total Personal Services</b>	<b>\$1,784,672</b>	<b>-</b>	<b>(\$572,600)</b>	<b>-</b>	<b>-</b>	<b>-</b>	<b>\$1,212,072</b>
<b>Total Expenditures</b>							
Total Expenditures	1,784,672	-	(572,600)	-	-	-	1,212,072
<b>Total Expenditures</b>	<b>\$1,784,672</b>	<b>-</b>	<b>(\$572,600)</b>	<b>-</b>	<b>-</b>	<b>-</b>	<b>\$1,212,072</b>
<b>Ending Balance</b>							
Ending Balance	-	-	572,600	-	-	-	572,600
<b>Total Ending Balance</b>	<b>-</b>	<b>-</b>	<b>\$572,600</b>	<b>-</b>	<b>-</b>	<b>-</b>	<b>\$572,600</b>

\_\_\_\_ Agency Request  
2013-15 Biennium

\_\_\_\_ Governor's Recommended  
Page \_\_\_\_\_

\_\_\_\_ Legislatively Adopted  
Essential and Policy Package Fiscal Impact Summary - BPR013

# PROGRAMS – TRIAL COURTS

## ESSENTIAL AND POLICY PACKAGE FISCAL IMPACT SUMMARY

Judicial Dept

Cross Reference Name: Trial Courts

Pkg: 031 - Standard Inflation

Cross Reference Number: 19800-100-00-00-00000

Description	General Fund	Lottery Funds	Other Funds	Federal Funds	Nonlimited Other Funds	Nonlimited Federal Funds	All Funds
<b>Revenues</b>							
General Fund Appropriation	265,438	-	-	-	-	-	265,438
<b>Total Revenues</b>	<b>\$265,438</b>	<b>-</b>	<b>-</b>	<b>-</b>	<b>-</b>	<b>-</b>	<b>\$265,438</b>
<b>Services &amp; Supplies</b>							
Instate Travel	10,193	-	685	-	-	-	10,878
Out of State Travel	244	-	7	-	-	-	251
Employee Training	8,528	-	457	-	-	-	8,985
Office Expenses	130,515	-	19,224	-	-	-	149,739
Telecommunications	40,655	-	784	-	-	-	41,439
Data Processing	3,723	-	49	-	-	-	3,772
Professional Services	16,623	-	1,484	-	-	-	18,107
Employee Recruitment and Develop	2,566	-	42	-	-	-	2,608
Dues and Subscriptions	11,698	-	189	-	-	-	11,887
Facilities Rental and Taxes	181	-	-	-	-	-	181
Fuels and Utilities	302	-	4	-	-	-	306
Facilities Maintenance	856	-	11	-	-	-	867
Agency Program Related S and S	1,456	-	25	-	-	-	1,481
Other Services and Supplies	3,598	-	23	-	-	-	3,621
Expendable Prop 250 - 5000	27,270	-	6,536	-	-	-	33,806
IT Expendable Property	4,982	-	10,408	-	-	-	15,390
<b>Total Services &amp; Supplies</b>	<b>\$263,390</b>	<b>-</b>	<b>\$39,928</b>	<b>-</b>	<b>-</b>	<b>-</b>	<b>\$303,318</b>

\_\_\_\_ Agency Request  
2013-15 Biennium

\_\_\_\_ Governor's Recommended  
Page \_\_\_\_\_

\_\_\_\_ Legislatively Adopted  
Essential and Policy Package Fiscal Impact Summary - BPR013

# PROGRAMS – TRIAL COURTS

## ESSENTIAL AND POLICY PACKAGE FISCAL IMPACT SUMMARY

Judicial Dept  
Pkg: 031 - Standard Inflation

Cross Reference Name: Trial Courts  
Cross Reference Number: 19800-100-00-00-00000

Description	General Fund	Lottery Funds	Other Funds	Federal Funds	Nonlimited Other Funds	Nonlimited Federal Funds	All Funds
<b>Capital Outlay</b>							
Office Furniture and Fixtures	2,048	-	212	-	-	-	2,260
<b>Total Capital Outlay</b>	<b>\$2,048</b>	<b>-</b>	<b>\$212</b>	<b>-</b>	<b>-</b>	<b>-</b>	<b>\$2,260</b>
<b>Total Expenditures</b>							
Total Expenditures	265,438	-	40,140	-	-	-	305,578
<b>Total Expenditures</b>	<b>\$265,438</b>	<b>-</b>	<b>\$40,140</b>	<b>-</b>	<b>-</b>	<b>-</b>	<b>\$305,578</b>
<b>Ending Balance</b>							
Ending Balance	-	-	(40,140)	-	-	-	(40,140)
<b>Total Ending Balance</b>	<b>-</b>	<b>-</b>	<b>(\$40,140)</b>	<b>-</b>	<b>-</b>	<b>-</b>	<b>(\$40,140)</b>

\_\_\_\_ Agency Request  
2013-15 Biennium

\_\_\_\_ Governor's Recommended  
Page \_\_\_\_\_

\_\_\_\_ Legislatively Adopted  
Essential and Policy Package Fiscal Impact Summary - BPR013

# PROGRAMS – TRIAL COURTS

## ESSENTIAL AND POLICY PACKAGE FISCAL IMPACT SUMMARY

Judicial Dept

Cross Reference Name: Trial Courts

Pkg: 203 - Circuit Courts Service Level Staff Resource Needs

Cross Reference Number: 19800-100-00-00-00000

Description	General Fund	Lottery Funds	Other Funds	Federal Funds	Nonlimited Other Funds	Nonlimited Federal Funds	All Funds
<b>Revenues</b>							
General Fund Appropriation	6,732,928	-	-	-	-	-	6,732,928
<b>Total Revenues</b>	<b>\$6,732,928</b>	<b>-</b>	<b>-</b>	<b>-</b>	<b>-</b>	<b>-</b>	<b>\$6,732,928</b>
<b>Personal Services</b>							
Class/Unclass Sal. and Per Diem	3,266,345	-	-	-	-	-	3,266,345
Empl. Rel. Bd. Assessments	2,135	-	-	-	-	-	2,135
Public Employees' Retire Cont	644,447	-	-	-	-	-	644,447
Social Security Taxes	249,896	-	-	-	-	-	249,896
Worker's Comp. Assess. (WCD)	3,111	-	-	-	-	-	3,111
Mass Transit Tax	10,977	-	-	-	-	-	10,977
Flexible Benefits	1,646,757	-	-	-	-	-	1,646,757
Other OPE	206,760	-	-	-	-	-	206,760
<b>Total Personal Services</b>	<b>\$6,030,428</b>	<b>-</b>	<b>-</b>	<b>-</b>	<b>-</b>	<b>-</b>	<b>\$6,030,428</b>
<b>Services &amp; Supplies</b>							
Employee Training	13,000	-	-	-	-	-	13,000
Office Expenses	46,500	-	-	-	-	-	46,500
Telecommunications	41,500	-	-	-	-	-	41,500
Other Services and Supplies	6,000	-	-	-	-	-	6,000
Expendable Prop 250 - 5000	5,000	-	-	-	-	-	5,000
IT Expendable Property	590,500	-	-	-	-	-	590,500
<b>Total Services &amp; Supplies</b>	<b>\$702,500</b>	<b>-</b>	<b>-</b>	<b>-</b>	<b>-</b>	<b>-</b>	<b>\$702,500</b>

\_\_\_\_ Agency Request  
2013-15 Biennium

\_\_\_\_ Governor's Recommended  
Page \_\_\_\_\_

\_\_\_\_ Legislatively Adopted  
Essential and Policy Package Fiscal Impact Summary - BPR013

# PROGRAMS – TRIAL COURTS

## ESSENTIAL AND POLICY PACKAGE FISCAL IMPACT SUMMARY

Judicial Dept  
 Pkg: 203 - Circuit Courts Service Level Staff Resource Needs

Cross Reference Name: Trial Courts  
 Cross Reference Number: 19800-100-00-00-00000

<i>Description</i>	General Fund	Lottery Funds	Other Funds	Federal Funds	Nonlimited Other Funds	Nonlimited Federal Funds	All Funds
<b>Total Expenditures</b>							
Total Expenditures	6,732,928	-	-	-	-	-	6,732,928
<b>Total Expenditures</b>	<b>\$6,732,928</b>	-	-	-	-	-	<b>\$6,732,928</b>
<b>Ending Balance</b>							
Ending Balance	-	-	-	-	-	-	-
<b>Total Ending Balance</b>	-	-	-	-	-	-	-
<b>Total Positions</b>							
Total Positions							62
<b>Total Positions</b>	-	-	-	-	-	-	<b>62</b>
<b>Total FTE</b>							
Total FTE							51.14
<b>Total FTE</b>	-	-	-	-	-	-	<b>51.14</b>

\_\_\_\_ Agency Request  
 2013-15 Biennium

\_\_\_\_ Governor's Recommended  
 Page \_\_\_\_\_

\_\_\_\_ Legislatively Adopted  
 Essential and Policy Package Fiscal Impact Summary - BPR013

# PROGRAMS – TRIAL COURTS

## ESSENTIAL AND POLICY PACKAGE FISCAL IMPACT SUMMARY

Judicial Dept

Cross Reference Name: Trial Courts

Pkg: 204 - Circuit Courts Treatment Court Staff Resource Needs

Cross Reference Number: 19800-100-00-00-00000

Description	General Fund	Lottery Funds	Other Funds	Federal Funds	Nonlimited Other Funds	Nonlimited Federal Funds	All Funds
<b>Revenues</b>							
General Fund Appropriation	1,645,292	-	-	-	-	-	1,645,292
<b>Total Revenues</b>	<b>\$1,645,292</b>	<b>-</b>	<b>-</b>	<b>-</b>	<b>-</b>	<b>-</b>	<b>\$1,645,292</b>
<b>Personal Services</b>							
Class/Unclass Sal. and Per Diem	945,302	-	-	-	-	-	945,302
Empl. Rel. Bd. Assessments	520	-	-	-	-	-	520
Public Employees' Retire Cont	186,507	-	-	-	-	-	186,507
Social Security Taxes	72,315	-	-	-	-	-	72,315
Worker's Comp. Assess. (WCD)	767	-	-	-	-	-	767
Mass Transit Tax	2,835	-	-	-	-	-	2,835
Flexible Benefits	362,208	-	-	-	-	-	362,208
Other OPE	59,838	-	-	-	-	-	59,838
<b>Total Personal Services</b>	<b>\$1,630,292</b>	<b>-</b>	<b>-</b>	<b>-</b>	<b>-</b>	<b>-</b>	<b>\$1,630,292</b>
<b>Services &amp; Supplies</b>							
Office Expenses	3,500	-	-	-	-	-	3,500
Telecommunications	3,500	-	-	-	-	-	3,500
IT Expendable Property	8,000	-	-	-	-	-	8,000
<b>Total Services &amp; Supplies</b>	<b>\$15,000</b>	<b>-</b>	<b>-</b>	<b>-</b>	<b>-</b>	<b>-</b>	<b>\$15,000</b>
<b>Total Expenditures</b>							
Total Expenditures	1,645,292	-	-	-	-	-	1,645,292
<b>Total Expenditures</b>	<b>\$1,645,292</b>	<b>-</b>	<b>-</b>	<b>-</b>	<b>-</b>	<b>-</b>	<b>\$1,645,292</b>

\_\_\_\_ Agency Request  
2013-15 Biennium

\_\_\_\_ Governor's Recommended  
Page \_\_\_\_\_

\_\_\_\_ Legislatively Adopted  
Essential and Policy Package Fiscal Impact Summary - BPR013

# PROGRAMS – TRIAL COURTS

## ESSENTIAL AND POLICY PACKAGE FISCAL IMPACT SUMMARY

Judicial Dept

Cross Reference Name: Trial Courts

Pkg: 204 - Circuit Courts Treatment Court Staff Resource Needs

Cross Reference Number: 19800-100-00-00-00000

<i>Description</i>	General Fund	Lottery Funds	Other Funds	Federal Funds	Nonlimited Other Funds	Nonlimited Federal Funds	All Funds
<b>Ending Balance</b>							
Ending Balance	-	-	-	-	-	-	-
<b>Total Ending Balance</b>	<b>-</b>	<b>-</b>	<b>-</b>	<b>-</b>	<b>-</b>	<b>-</b>	<b>-</b>
<b>Total Positions</b>							
Total Positions							13
<b>Total Positions</b>	<b>-</b>	<b>-</b>	<b>-</b>	<b>-</b>	<b>-</b>	<b>-</b>	<b>13</b>
<b>Total FTE</b>							
Total FTE							9.21
<b>Total FTE</b>	<b>-</b>	<b>-</b>	<b>-</b>	<b>-</b>	<b>-</b>	<b>-</b>	<b>9.21</b>

\_\_\_\_ Agency Request  
2013-15 Biennium

\_\_\_\_ Governor's Recommended  
Page \_\_\_\_\_

\_\_\_\_ Legislatively Adopted  
Essential and Policy Package Fiscal Impact Summary - BPR013

# PROGRAMS – TRIAL COURTS

## ESSENTIAL AND POLICY PACKAGE FISCAL IMPACT SUMMARY

Judicial Dept

Cross Reference Name: Trial Courts

Pkg: 205 - Circuit Courts Pro Se Facilitation

Cross Reference Number: 19800-100-00-00-00000

Description	General Fund	Lottery Funds	Other Funds	Federal Funds	Nonlimited Other Funds	Nonlimited Federal Funds	All Funds
<b>Revenues</b>							
General Fund Appropriation	2,044,335	-	-	-	-	-	2,044,335
<b>Total Revenues</b>	<b>\$2,044,335</b>	-	-	-	-	-	<b>\$2,044,335</b>
<b>Personal Services</b>							
Class/Unclass Sal. and Per Diem	1,103,736	-	-	-	-	-	1,103,736
Empl. Rel. Bd. Assessments	595	-	-	-	-	-	595
Public Employees' Retire Cont	217,765	-	-	-	-	-	217,765
Social Security Taxes	84,439	-	-	-	-	-	84,439
Worker's Comp. Assess. (WCD)	867	-	-	-	-	-	867
Mass Transit Tax	3,084	-	-	-	-	-	3,084
Flexible Benefits	462,483	-	-	-	-	-	462,483
Other OPE	69,866	-	-	-	-	-	69,866
<b>Total Personal Services</b>	<b>\$1,942,835</b>	-	-	-	-	-	<b>\$1,942,835</b>
<b>Services &amp; Supplies</b>							
Instate Travel	2,000	-	-	-	-	-	2,000
Employee Training	7,500	-	-	-	-	-	7,500
Office Expenses	25,500	-	-	-	-	-	25,500
Telecommunications	26,000	-	-	-	-	-	26,000
Other Services and Supplies	5,000	-	-	-	-	-	5,000
Expendable Prop 250 - 5000	5,500	-	-	-	-	-	5,500
IT Expendable Property	30,000	-	-	-	-	-	30,000
<b>Total Services &amp; Supplies</b>	<b>\$101,500</b>	-	-	-	-	-	<b>\$101,500</b>

\_\_\_\_ Agency Request  
2013-15 Biennium

\_\_\_\_ Governor's Recommended  
Page \_\_\_\_\_

\_\_\_\_ Legislatively Adopted  
Essential and Policy Package Fiscal Impact Summary - BPR013



# PROGRAMS – TRIAL COURTS

## ESSENTIAL AND POLICY PACKAGE FISCAL IMPACT SUMMARY

Judicial Dept

Cross Reference Name: Trial Courts

Pkg: 205 - Circuit Courts Pro Se Facilitation

Cross Reference Number: 19800-100-00-00-00000

Description	General Fund	Lottery Funds	Other Funds	Federal Funds	Nonlimited Other Funds	Nonlimited Federal Funds	All Funds
<b>Total Expenditures</b>							
Total Expenditures	2,044,335	-	-	-	-	-	2,044,335
<b>Total Expenditures</b>	<b>\$2,044,335</b>	<b>-</b>	<b>-</b>	<b>-</b>	<b>-</b>	<b>-</b>	<b>\$2,044,335</b>
<b>Ending Balance</b>							
Ending Balance	-	-	-	-	-	-	-
<b>Total Ending Balance</b>	<b>-</b>	<b>-</b>	<b>-</b>	<b>-</b>	<b>-</b>	<b>-</b>	<b>-</b>
<b>Total Positions</b>							
Total Positions							17
<b>Total Positions</b>	<b>-</b>	<b>-</b>	<b>-</b>	<b>-</b>	<b>-</b>	<b>-</b>	<b>17</b>
<b>Total FTE</b>							
Total FTE							14.29
<b>Total FTE</b>	<b>-</b>	<b>-</b>	<b>-</b>	<b>-</b>	<b>-</b>	<b>-</b>	<b>14.29</b>

\_\_\_\_ Agency Request  
2013-15 Biennium

\_\_\_\_ Governor's Recommended  
Page \_\_\_\_\_

\_\_\_\_ Legislatively Adopted  
Essential and Policy Package Fiscal Impact Summary - BPR013

# PROGRAMS – TRIAL COURTS

## ESSENTIAL AND POLICY PACKAGE FISCAL IMPACT SUMMARY

Judicial Dept  
Pkg: 210 - Specialty Courts Grants

Cross Reference Name: Trial Courts  
Cross Reference Number: 19800-100-00-00-00000

Description	General Fund	Lottery Funds	Other Funds	Federal Funds	Nonlimited Other Funds	Nonlimited Federal Funds	All Funds
<b>Revenues</b>							
Grants (Non-Fed)	-	-	911,709	-	-	-	911,709
<b>Total Revenues</b>	<b>-</b>	<b>-</b>	<b>\$911,709</b>	<b>-</b>	<b>-</b>	<b>-</b>	<b>\$911,709</b>
<b>Personal Services</b>							
Class/Unclass Sal. and Per Diem	-	-	560,092	-	-	-	560,092
Empl. Rel. Bd. Assessments	-	-	280	-	-	-	280
Public Employees' Retire Cont	-	-	110,508	-	-	-	110,508
Social Security Taxes	-	-	42,848	-	-	-	42,848
Worker's Comp. Assess. (WCD)	-	-	413	-	-	-	413
Flexible Benefits	-	-	197,568	-	-	-	197,568
<b>Total Personal Services</b>	<b>-</b>	<b>-</b>	<b>\$911,709</b>	<b>-</b>	<b>-</b>	<b>-</b>	<b>\$911,709</b>
<b>Total Expenditures</b>							
Total Expenditures	-	-	911,709	-	-	-	911,709
<b>Total Expenditures</b>	<b>-</b>	<b>-</b>	<b>\$911,709</b>	<b>-</b>	<b>-</b>	<b>-</b>	<b>\$911,709</b>
<b>Ending Balance</b>							
Ending Balance	-	-	-	-	-	-	-
<b>Total Ending Balance</b>	<b>-</b>	<b>-</b>	<b>-</b>	<b>-</b>	<b>-</b>	<b>-</b>	<b>-</b>
<b>Total Positions</b>							
Total Positions							7
<b>Total Positions</b>	<b>-</b>	<b>-</b>	<b>-</b>	<b>-</b>	<b>-</b>	<b>-</b>	<b>7</b>

\_\_\_\_ Agency Request  
2013-15 Biennium

\_\_\_\_ Governor's Recommended  
Page \_\_\_\_\_

\_\_\_\_ Legislatively Adopted  
Essential and Policy Package Fiscal Impact Summary - BPR013

# PROGRAMS – TRIAL COURTS

---

## ESSENTIAL AND POLICY PACKAGE FISCAL IMPACT SUMMARY

Judicial Dept

Cross Reference Name: Trial Courts

Pkg: 210 - Specialty Courts Grants

Cross Reference Number: 19800-100-00-00-00000

<i>Description</i>	General Fund	Lottery Funds	Other Funds	Federal Funds	Nonlimited Other Funds	Nonlimited Federal Funds	All Funds
<b>Total FTE</b>							
Total FTE							4.90
<b>Total FTE</b>	-	-	-	-	-	-	<b>4.90</b>

\_\_\_\_ Agency Request  
2013-15 Biennium

\_\_\_\_ Governor's Recommended  
Page \_\_\_\_\_

\_\_\_\_ Legislatively Adopted  
Essential and Policy Package Fiscal Impact Summary - BPR013

# PROGRAMS – TRIAL COURTS

## PPDBFISCAL – PICS Package Fiscal Impact Report

11/15/12 REPORT NO.: PPDBFISCAL										DEPT. OF ADMIN. SVCS. -- PPDB PICS SYSTEM			PAGE	
REPORT: PACKAGE FISCAL IMPACT REPORT													2013-15	
AGENCY:19800 JUDICIAL DEPARTMENT													PROD FILE	
SUMMARY XREF:100-00-00 Trial Courts										PACKAGE: 203 - Circuit Courts Service Level S			PICS SYSTEM: BUDGET PREPARATION	
POSITION	NUMBER	CLASS	COMP	CLASS NAME	POS CNT	FTE	MOS	STEP	RATE	GF SAL/OPE	OF SAL/OPE	FF SAL/OPE	LF SAL/OPE	AF SAL/OPE
6001700	JUA	J9738	AA	JUDICIAL SERVICES SPECIALIST 1	1	.88	21.00	02	2,336.00	49,056 42,330				49,056 42,330
6001701	JUA	J9738	AA	JUDICIAL SERVICES SPECIALIST 1	1	.88	21.00	02	2,336.00	49,056 42,330				49,056 42,330
6001702	JUA	J9739	AA	JUDICIAL SERVICES SPECIALIST 2	1	.88	21.00	02	2,451.00	51,471 42,991				51,471 42,991
6001703	JUA	J9739	AA	JUDICIAL SERVICES SPECIALIST 2	1	.88	21.00	02	2,451.00	51,471 42,991				51,471 42,991
6001704	JUA	J9740	AA	JUDICIAL SERVICES SPECIALIST 3	1	.88	21.00	02	2,700.00	56,700 44,423				56,700 44,423
6001705	JUA	J9740	AA	JUDICIAL SERVICES SPECIALIST 3	1	.88	21.00	02	2,700.00	56,700 44,423				56,700 44,423
6001706	JM	J9613	AA	COURT OPER SUPV 3	1	.88	21.00	02	3,990.00	83,790 53,331				83,790 53,331
6001707	JUA	J9741	AA	JUDICIAL SERVICES SPECIALIST 4	1	.88	21.00	02	2,976.00	62,496 46,009				62,496 46,009
6001708	JUA	J9741	AA	JUDICIAL SERVICES SPECIALIST 4	1	.88	21.00	02	2,976.00	62,496 46,009				62,496 46,009
6001709	JUA	J9721	AA	LAW CLERK	1	.88	21.00	02	3,990.00	83,790 51,840				83,790 51,840
6001710	JUN	J9742	AA	OJD PROGRAM COORDINATOR 1	1	.44	10.44	02	2,976.00	31,069 8,593				31,069 8,593
6001711	JUA	J9739	AA	JUDICIAL SERVICES SPECIALIST 2	1	.88	21.00	02	2,451.00	51,471 42,991				51,471 42,991
6001712	JUA	J9739	AA	JUDICIAL SERVICES SPECIALIST 2	1	.88	21.00	02	2,451.00	51,471 42,991				51,471 42,991
6001713	JUA	J9739	AA	JUDICIAL SERVICES SPECIALIST 2	1	.88	21.00	02	2,451.00	51,471 42,991				51,471 42,991
6001714	JUN	J9739	AA	JUDICIAL SERVICES SPECIALIST 2	1	.44	10.44	02	2,451.00	25,588 7,092				25,588 7,092
6001715	JUA	J9740	AA	JUDICIAL SERVICES SPECIALIST 3	1	.88	21.00	02	2,700.00	56,700 44,423				56,700 44,423

# PROGRAMS – TRIAL COURTS

11/15/12 REPORT NO.: PDPFISCAL DEPT. OF ADMIN. SVCS. -- PPDB PICS SYSTEM PAGE 2  
 REPORT: PACKAGE FISCAL IMPACT REPORT 2013-15 PROD FILE  
 AGENCY:19800 JUDICIAL DEPARTMENT PICS SYSTEM: BUDGET PREPARATION  
 SUMMARY XREF:100-00-00 Trial Courts PACKAGE: 203 - Circuit Courts Service Level S

POSITION NUMBER	CLASS COMP	CLASS NAME	POS CNT	FTE	MOS	STEP	RATE	GF SAL/OPE	OF SAL/OPE	FF SAL/OPE	LF SAL/OPE	AF SAL/OPE
6001716	JUA J9616 AA	TECHNICAL SUPPORT SPEC 2	1	.88	21.00	02	3,124.00	65,604 46,861				65,604 46,861
6001717	JM J9618 AA	TECHNICAL SUPPORT SPEC 4	1	.88	21.00	02	4,189.00	87,969 54,475				87,969 54,475
6001718	JUA J9739 AA	JUDICIAL SERVICES SPECIALIST 2	1	.88	21.00	02	2,451.00	51,471 42,991				51,471 42,991
6001719	JUA J9739 AA	JUDICIAL SERVICES SPECIALIST 2	1	.88	21.00	02	2,451.00	51,471 42,991				51,471 42,991
6001720	JUA J9739 AA	JUDICIAL SERVICES SPECIALIST 2	1	.88	21.00	02	2,451.00	51,471 42,991				51,471 42,991
6001721	JUA J9739 AA	JUDICIAL SERVICES SPECIALIST 2	1	.88	21.00	02	2,451.00	51,471 42,991				51,471 42,991
6001722	JUA J9739 AA	JUDICIAL SERVICES SPECIALIST 2	1	.88	21.00	02	2,451.00	51,471 42,991				51,471 42,991
6001723	JUA J9739 AA	JUDICIAL SERVICES SPECIALIST 2	1	.88	21.00	02	2,451.00	51,471 42,991				51,471 42,991
6001724	JUA J9739 AA	JUDICIAL SERVICES SPECIALIST 2	1	.88	21.00	02	2,451.00	51,471 42,991				51,471 42,991
6001725	JUA J9740 AA	JUDICIAL SERVICES SPECIALIST 3	1	.88	21.00	02	2,700.00	56,700 44,423				56,700 44,423
6001726	JUA J9649 AA	OJD COLLECTIONS AGENT	1	.88	21.00	02	3,124.00	65,604 46,861				65,604 46,861
6001727	JUA J9740 AA	JUDICIAL SERVICES SPECIALIST 3	1	.88	21.00	02	2,700.00	56,700 44,423				56,700 44,423
6001728	JUN J9740 AA	JUDICIAL SERVICES SPECIALIST 3	1	.44	10.44	02	2,700.00	28,188 7,803				28,188 7,803
6001729	JUA J9739 AA	JUDICIAL SERVICES SPECIALIST 2	1	.88	21.00	02	2,451.00	51,471 42,991				51,471 42,991
6001730	JUA J9739 AA	JUDICIAL SERVICES SPECIALIST 2	1	.88	21.00	02	2,451.00	51,471 42,991				51,471 42,991
6001731	JUA J9740 AA	JUDICIAL SERVICES SPECIALIST 3	1	.88	21.00	02	2,700.00	56,700 44,423				56,700 44,423

# PROGRAMS – TRIAL COURTS

11/15/12 REPORT NO.: PPDFFISCAL DEPT. OF ADMIN. SVCS. -- PPDB PICS SYSTEM PAGE 3  
 REPORT: PACKAGE FISCAL IMPACT REPORT 2013-15 PROD FILE  
 AGENCY:19800 JUDICIAL DEPARTMENT PICS SYSTEM: BUDGET PREPARATION  
 SUMMARY XREF:100-00-00 Trial Courts PACKAGE: 203 - Circuit Courts Service Level S

POSITION NUMBER	CLASS COMP	CLASS NAME	POS CNT	FTE	MOS	STEP	RATE	GF SAL/OPE	OF SAL/OPE	FF SAL/OPE	LF SAL/OPE	AF SAL/OPE
6001732	JUA J9740 AA	JUDICIAL SERVICES SPECIALIST 3	1	.88	21.00	02	2,700.00	56,700 44,423				56,700 44,423
6001733	JUA J9674 AA	MANAGEMENT ASSISTANT 1	1	.88	21.00	02	2,700.00	56,700 44,423				56,700 44,423
6001734	JUA J9739 AA	JUDICIAL SERVICES SPECIALIST 2	1	.88	21.00	02	2,451.00	51,471 42,991				51,471 42,991
6001735	JUA J9739 AA	JUDICIAL SERVICES SPECIALIST 2	1	.88	21.00	02	2,451.00	51,471 42,991				51,471 42,991
6001736	JUA J9740 AA	JUDICIAL SERVICES SPECIALIST 3	1	.88	21.00	02	2,700.00	56,700 44,423				56,700 44,423
6001737	JUA J9740 AA	JUDICIAL SERVICES SPECIALIST 3	1	.88	21.00	02	2,700.00	56,700 44,423				56,700 44,423
6001738	JUA J9739 AA	JUDICIAL SERVICES SPECIALIST 2	1	.88	21.00	02	2,451.00	51,471 42,991				51,471 42,991
6001739	JUA J9739 AA	JUDICIAL SERVICES SPECIALIST 2	1	.88	21.00	02	2,451.00	51,471 42,991				51,471 42,991
6001740	JUA J9739 AA	JUDICIAL SERVICES SPECIALIST 2	1	.88	21.00	02	2,451.00	51,471 42,991				51,471 42,991
6001741	JUA J9700 AA	JUDICIAL CLERK	1	.88	21.00	02	2,837.00	59,577 45,211				59,577 45,211
6001742	JM J9611 AA	COURT OPERATIONS SUPERVISOR 1	1	.88	21.00	02	3,286.00	69,006 49,283				69,006 49,283
6001743	JUA J9738 AA	JUDICIAL SERVICES SPECIALIST 1	1	.88	21.00	02	2,336.00	49,056 42,330				49,056 42,330
6001744	JUA J9739 AA	JUDICIAL SERVICES SPECIALIST 2	1	.88	21.00	02	2,451.00	51,471 42,991				51,471 42,991
6001745	JUA J9739 AA	JUDICIAL SERVICES SPECIALIST 2	1	.88	21.00	02	2,451.00	51,471 42,991				51,471 42,991
6001746	JUN J9740 AA	JUDICIAL SERVICES SPECIALIST 3	1	.49	11.79	02	2,700.00	31,833 37,614				31,833 37,614
6001747	JUN J9740 AA	JUDICIAL SERVICES SPECIALIST 3	1	.49	11.79	02	2,700.00	31,833 37,614				31,833 37,614

# PROGRAMS – TRIAL COURTS

11/15/12 REPORT NO.: PDPFISCAL										DEPT. OF ADMIN. SVCS. -- PPDB PICS SYSTEM			PAGE	
REPORT: PACKAGE FISCAL IMPACT REPORT													2013-15	
AGENCY:19800 JUDICIAL DEPARTMENT													PROD FILE	
SUMMARY XREF:100-00-00 Trial Courts										PACKAGE: 203 - Circuit Courts Service Level S			PICS SYSTEM: BUDGET PREPARATION	
POSITION NUMBER	CLASS	COMP	CLASS NAME	POS CNT	FTE	MOS	STEP	RATE	GF SAL/OPE	OF SAL/OPE	FF SAL/OPE	LF SAL/OPE	AF SAL/OPE	
6001748	JUA	J9739	AA JUDICIAL SERVICES SPECIALIST 2	1	.88	21.00	02	2,451.00	51,471 42,991				51,471 42,991	
6001749	JUA	J9739	AA JUDICIAL SERVICES SPECIALIST 2	1	.88	21.00	02	2,451.00	51,471 42,991				51,471 42,991	
6001750	JUA	J9739	AA JUDICIAL SERVICES SPECIALIST 2	1	.88	21.00	02	2,451.00	51,471 42,991				51,471 42,991	
6001751	JUA	J9740	AA JUDICIAL SERVICES SPECIALIST 3	1	.88	21.00	02	2,700.00	56,700 44,423				56,700 44,423	
6001752	JUA	J9740	AA JUDICIAL SERVICES SPECIALIST 3	1	.88	21.00	02	2,700.00	56,700 44,423				56,700 44,423	
6001753	JUA	J9740	AA JUDICIAL SERVICES SPECIALIST 3	1	.88	21.00	02	2,700.00	56,700 44,423				56,700 44,423	
6001754	JUA	J9740	AA JUDICIAL SERVICES SPECIALIST 3	1	.88	21.00	02	2,700.00	56,700 44,423				56,700 44,423	
6001755	JUA	J9739	AA JUDICIAL SERVICES SPECIALIST 2	1	.00	.00	02	2,451.00						
6001756	JUA	J9739	AA JUDICIAL SERVICES SPECIALIST 2	1	.88	21.00	02	2,451.00	51,471 42,991				51,471 42,991	
6001757	JUA	J9739	AA JUDICIAL SERVICES SPECIALIST 2	1	.88	21.00	02	2,451.00	51,471 42,991				51,471 42,991	
6001758	JUA	J9740	AA JUDICIAL SERVICES SPECIALIST 3	1	.88	21.00	02	2,700.00	56,700 44,423				56,700 44,423	
6001759	JUA	J9740	AA JUDICIAL SERVICES SPECIALIST 3	1	.88	21.00	02	2,700.00	56,700 44,423				56,700 44,423	
6001760	JUA	J9740	AA JUDICIAL SERVICES SPECIALIST 3	1	.88	21.00	02	2,700.00	56,700 44,423				56,700 44,423	
6001761	JUN	J9740	AA JUDICIAL SERVICES SPECIALIST 3	1	.44	10.44	02	2,700.00	28,188 7,803				28,188 7,803	
TOTAL PICS SALARY									3,266,345			3,266,345		
TOTAL PICS OPE									2,546,346			2,546,346		
TOTAL PICS PERSONAL SERVICES =				62	51.14	1220.34			5,812,691			5,812,691		

# PROGRAMS – TRIAL COURTS

11/15/12 REPORT NO.: PDPFISCAL	DEPT. OF ADMIN. SVCS. -- PPDB PICS SYSTEM	PAGE	5
REPORT: PACKAGE FISCAL IMPACT REPORT		2013-15	PROD FILE
AGENCY:19800 JUDICIAL DEPARTMENT		PICS SYSTEM: BUDGET PREPARATION	
SUMMARY XREF:100-00-00 Trial Courts	PACKAGE: 204 - Circuit Courts Treatment Court		

POSITION NUMBER CLASS COMP CLASS NAME	POS CNT	FTE	MOS	STEP	RATE	GF SAL/OPE	OF SAL/OPE	FF SAL/OPE	LF SAL/OPE	AF SAL/OPE
6001762 JUA J9745 AA OJD PROGRAM COORDINATOR 4	1	1.00	24.00	02	4,399.00	105,576 61,933				105,576 61,933
6001763 JUA J9745 AA OJD PROGRAM COORDINATOR 4	1	1.00	24.00	09	6,188.00	148,512 73,689				148,512 73,689
6001764 JUN J9743 AA OJD PROGRAM COORDINATOR 2	1	.50	12.00	02	3,447.00	41,364 44,352				41,364 44,352
6001765 JUA J9743 AA OJD PROGRAM COORDINATOR 2	1	1.00	24.00	02	3,447.00	82,728 55,678				82,728 55,678
6001766 JUN J9744 AA OJD PROGRAM COORDINATOR 3	1	.50	12.00	06	4,849.00	58,188 48,958				58,188 48,958
6001767 JUA J9742 AA OJD PROGRAM COORDINATOR 1	1	.90	21.60	02	2,976.00	64,282 50,628				64,282 50,628
6001768 JUN J9744 AA OJD PROGRAM COORDINATOR 3	1	.50	12.00	06	4,849.00	58,188 48,958				58,188 48,958
6001769 JUN J9740 AA JUDICIAL SERVICES SPECIALIST 3	1	.66	15.72	02	2,700.00	42,444 44,648				42,444 44,648
6001770 JUA J9744 AA OJD PROGRAM COORDINATOR 3	1	1.00	24.00	06	4,849.00	116,376 64,891				116,376 64,891
6001771 JUN J9744 AA OJD PROGRAM COORDINATOR 3	1	.30	7.20	02	3,990.00	28,728 7,965				28,728 7,965
6001772 JUA J9744 AA OJD PROGRAM COORDINATOR 3	1	1.00	24.00	10	5,897.00	141,528 71,778				141,528 71,778
6001832 JUA J9744 AA OJD PROGRAM COORDINATOR 3	1	.20	4.80	02	3,990.00	19,152 5,343				19,152 5,343
6001833 JUA J9739 AA JUDICIAL SERVICES SPECIALIST 2	1	.65	15.60	02	2,451.00	38,236 43,496				38,236 43,496
TOTAL PICS SALARY						945,302				945,302
TOTAL PICS OPE						622,317				622,317
TOTAL PICS PERSONAL SERVICES =						13	9.21	220.92		1,567,619



# PROGRAMS – TRIAL COURTS

11/15/12 REPORT NO.: PDPFISCAL DEPT. OF ADMIN. SVCS. -- PPDB PICS SYSTEM PAGE  
 REPORT: PACKAGE FISCAL IMPACT REPORT 2013-15 PROD FILE  
 AGENCY:19800 JUDICIAL DEPARTMENT PICS SYSTEM: BUDGET PREPARATION  
 SUMMARY XREF:100-00-00 Trial Courts PACKAGE: 205 - Circuit Courts Pro Se Facilita

POSITION NUMBER	CLASS COMP	CLASS NAME	POS CNT	FTE	MOS	STEP	RATE	GF SAL/OPE	OF SAL/OPE	FF SAL/OPE	LF SAL/OPE	AF SAL/OPE
6001773	JUA J9743 AA	OJD PROGRAM COORDINATOR 2	1	.88	21.00	02	3,447.00	72,387 48,718				72,387 48,718
6001774	JUA J9744 AA	OJD PROGRAM COORDINATOR 3	1	.65	15.66	02	3,990.00	62,483 46,006				62,483 46,006
6001775	JUA J9742 AA	OJD PROGRAM COORDINATOR 1	1	.88	21.00	02	2,976.00	62,496 46,009				62,496 46,009
6001776	JUA J9742 AA	OJD PROGRAM COORDINATOR 1	1	.88	21.00	02	2,976.00	62,496 46,009				62,496 46,009
6001777	JUA J9742 AA	OJD PROGRAM COORDINATOR 1	1	.88	21.00	02	2,976.00	62,496 46,009				62,496 46,009
6001778	JM J9612 AA	COURT OPERATIONS SUPERVISOR 2	1	.88	21.00	02	3,623.00	76,083 51,220				76,083 51,220
6001779	JUA J9743 AA	OJD PROGRAM COORDINATOR 2	1	.88	21.00	02	3,447.00	72,387 48,718				72,387 48,718
6001780	JUA J9743 AA	OJD PROGRAM COORDINATOR 2	1	.88	21.00	02	3,447.00	72,387 48,718				72,387 48,718
6001781	JUA J9742 AA	OJD PROGRAM COORDINATOR 1	1	.88	21.00	02	2,976.00	62,496 46,009				62,496 46,009
6001782	JUA J9743 AA	OJD PROGRAM COORDINATOR 2	1	.88	21.00	02	3,447.00	72,387 48,718				72,387 48,718
6001783	JUA J9744 AA	OJD PROGRAM COORDINATOR 3	1	.88	21.00	02	3,990.00	83,790 51,840				83,790 51,840
6001784	JUN J9742 AA	OJD PROGRAM COORDINATOR 1	1	.44	10.44	02	2,976.00	31,069 8,593				31,069 8,593
6001785	JUA J9742 AA	OJD PROGRAM COORDINATOR 1	1	.88	21.00	02	2,976.00	62,496 46,009				62,496 46,009
6001786	JUA J9740 AA	JUDICIAL SERVICES SPECIALIST 3	1	.88	21.00	02	2,700.00	56,700 44,423				56,700 44,423
6001787	JUA J9740 AA	JUDICIAL SERVICES SPECIALIST 3	1	.88	21.00	02	2,700.00	56,700 44,423				56,700 44,423
6001788	JUA J9742 AA	OJD PROGRAM COORDINATOR 1	1	.88	21.00	02	2,976.00	62,496 46,009				62,496 46,009

# PROGRAMS – TRIAL COURTS

11/15/12 REPORT NO.: PDPFISCAL DEPT. OF ADMIN. SVCS. -- PPDB PICS SYSTEM PAGE  
 REPORT: PACKAGE FISCAL IMPACT REPORT 2013-15 PROD FILE  
 AGENCY:19800 JUDICIAL DEPARTMENT PICS SYSTEM: BUDGET PREPARATION  
 SUMMARY XREF:100-00-00 Trial Courts PACKAGE: 205 - Circuit Courts Pro Se Facilita

POSITION NUMBER	CLASS COMP	CLASS NAME	POS CNT	FTE	MOS	STEP	RATE	GF SAL/OPE	OF SAL/OPE	FF SAL/OPE	LF SAL/OPE	AF SAL/OPE
6001789	JUA J9743 AA	OJD PROGRAM COORDINATOR 2	1	.88	21.00	02	3,447.00	72,387 48,718				72,387 48,718
TOTAL PICS SALARY								1,103,736				1,103,736
TOTAL PICS OPE								766,149				766,149
TOTAL PICS PERSONAL SERVICES =			17	14.29	341.10			1,869,885				1,869,885

# PROGRAMS – TRIAL COURTS

11/15/12 REPORT NO.: PPDFFISCAL DEPT. OF ADMIN. SVCS. -- PPDB PICS SYSTEM PAGE 1  
 REPORT: PACKAGE FISCAL IMPACT REPORT 2013-15 PROD FILE  
 AGENCY:19800 JUDICIAL DEPARTMENT PICS SYSTEM: BUDGET PREPARATION  
 SUMMARY XREF:100-00-00 Trial Courts PACKAGE: 210 - Specialty Courts Grants

POSITION NUMBER	CLASS COMP	CLASS NAME	POS CNT	FTE	MOS	STEP	RATE	GF SAL/OPE	OF SAL/OPE	FF SAL/OPE	LF SAL/OPE	AF SAL/OPE
6001821	JUA J9744 AA	OJD PROGRAM COORDINATOR 3	1	1.00	24.00	10	5,897.00		141,528 71,778			141,528 71,778
6001822	JUA J9739 AA	JUDICIAL SERVICES SPECIALIST 2	1	.50	12.00	04	2,700.00		32,400 41,899			32,400 41,899
6001823	JUN J9745 AA	OJD PROGRAM COORDINATOR 4	1	.75	18.00	08	5,897.00		106,146 62,090			106,146 62,090
6001824	JUN J9744 AA	OJD PROGRAM COORDINATOR 3	1	.60	14.40	04	4,399.00		63,346 50,371			63,346 50,371
6001825	JUA J9744 AA	OJD PROGRAM COORDINATOR 3	1	1.00	24.00	07	5,092.00		122,208 66,488			122,208 66,488
6001826	JUA J9740 AA	JUDICIAL SERVICES SPECIALIST 3	1	.25	6.00	04	2,976.00		17,856 4,988			17,856 4,988
6001827	JUA J9744 AA	OJD PROGRAM COORDINATOR 3	1	.80	19.20	02	3,990.00		76,608 54,003			76,608 54,003
TOTAL PICS SALARY									560,092			560,092
TOTAL PICS OPE									351,617			351,617
TOTAL PICS PERSONAL SERVICES =									7	4.90	117.60	911,709

# PROGRAMS – TRIAL COURTS

## BPR012 – ORBITS Detail of Lottery Funds, Other Funds, and Federal Funds Revenue

### DETAIL OF LOTTERY FUNDS, OTHER FUNDS, AND FEDERAL FUNDS REVENUE

Judicial Dept 2013-15 Biennium		Agency Number: 19800 Cross Reference Number: 19800-100-00-00-00000				
Source	2009-11 Actuals	2011-13 Leg Adopted Budget	2011-13 Leg Approved Budget	2013-15 Agency Request Budget	2013-15 Governor's Rec. Budget	2013-15 Leg Adopted Budget
<b>Other Funds</b>						
State Court Fees	15,035,203	94,578,700	94,578,700	123,807,577	-	-
Federal Revenues	371,015	-	-	-	-	-
Charges for Services	-	151,771	151,771	317,022	-	-
Fines and Forfeitures	-	178,344,501	178,344,501	122,982,566	-	-
Sales Income	28,607	-	-	-	-	-
Donations	1,094,903	-	-	-	-	-
Grants (Non-Fed)	-	281,084	281,084	1,247,546	-	-
Other Revenues	364	-	-	-	-	-
Transfer In - Intrafund	465,560	4,578,926	4,578,926	-	-	-
Tsfr From Criminal Justice Comm	19,353	-	-	-	-	-
Tsfr From Public Def Svcs Comm	-	2,270,118	2,270,118	2,722,500	-	-
Transfer Out - Intrafund	-	(646,930)	(646,930)	-	-	-
Transfer to Other	-	(29,565,019)	(29,565,019)	-	-	-
Transfer to General Fund	-	(118,795,773)	(118,795,773)	(118,240,505)	-	-
Transfer to Cities	-	(21,493,685)	(21,493,685)	(24,232,678)	-	-
Transfer to Counties	-	(6,825,730)	(6,825,730)	(7,618,649)	-	-
Tsfr To Revenue, Dept of	-	(90,591,498)	(90,591,498)	(91,422,437)	-	-
Tsfr To Police, Dept of State	-	(109,990)	(109,990)	-	-	-
Tsfr To Public Def Svcs Comm	-	(3,554,291)	(3,554,291)	(4,433,018)	-	-
Tsfr To Oregon Health Authority	-	(1,190,105)	(1,190,105)	-	-	-
Tsfr To Agriculture, Dept of	-	(150,000)	(150,000)	-	-	-
<b>Total Other Funds</b>	<b>\$17,015,005</b>	<b>\$7,282,079</b>	<b>\$7,282,079</b>	<b>\$5,129,924</b>	-	-

\_\_\_\_ Agency Request  
2013-15 Biennium

\_\_\_\_ Governor's Recommended  
Page \_\_\_\_\_

\_\_\_\_ Legislatively Adopted  
Detail of LF, OF, and FF Revenues - BPR012

# PROGRAMS – TRIAL COURTS

## BPR007A – ORBITS Program Unit Appropriated Fund Group and Category Summary

**Judicial Dept**

**Agency Number: 19800**

Program Unit Appropriated Fund Group and Category Summary  
2013-15 Biennium  
Trial Courts

Version: V - 01 - Agency Request Budget  
Cross Reference Number: 19800-100-00-00-00000

Description	2009-11 Actuals	2011-13 Leg Adopted Budget	2011-13 Leg Approved Budget	2013-15 Agency Request Budget	2013-15 Governor's Rec. Budget	2013-15 Leg Adopted Budget
-------------	-----------------	----------------------------	-----------------------------	-------------------------------	--------------------------------	----------------------------

**LIMITED BUDGET (Excluding Packages)**

**PERSONAL SERVICES**

General Fund	138,681,349	167,514,285	167,514,285	196,695,851	-	-
Other Funds	19,297,222	2,975,491	2,975,491	4,578,947	-	-
All Funds	157,978,571	170,489,776	170,489,776	201,274,798	-	-

**SERVICES & SUPPLIES**

General Fund	10,071,023	10,870,968	10,870,968	10,870,968	-	-
Other Funds	468,208	1,654,879	1,654,879	1,654,879	-	-
All Funds	10,539,231	12,525,847	12,525,847	12,525,847	-	-

**CAPITAL OUTLAY**

General Fund	376,452	85,335	85,335	85,335	-	-
Other Funds	22,730	8,854	8,854	8,854	-	-
All Funds	399,182	94,189	94,189	94,189	-	-

**TOTAL LIMITED BUDGET (Excluding Packages)**

General Fund	149,128,824	178,470,588	178,470,588	207,652,154	-	-
Other Funds	19,788,160	4,639,224	4,639,224	6,242,680	-	-
All Funds	168,916,984	183,109,812	183,109,812	213,894,834	-	-

**AUTHORIZED POSITIONS**

	1,570	1,385	1,385	1,353	-	-
--	-------	-------	-------	-------	---	---

**AUTHORIZED FTE**

	1,407.36	1,257.56	1,271.02	1,240.17	-	-
--	----------	----------	----------	----------	---	---

**LIMITED BUDGET (Essential Packages)**

010 NON-PICS PSNL SVC / VACANCY FACTOR

\_\_\_\_ Agency Request  
2013-15 Biennium

\_\_\_\_ Governor's Recommended  
Page \_\_\_\_\_

\_\_\_\_ Legislatively Adopted  
Program Unit Appropriated Fund and Category Summary- BPR007A

# PROGRAMS – TRIAL COURTS

**Judicial Dept**

**Agency Number: 19800**

**Program Unit Appropriated Fund Group and Category Summary**  
**2013-15 Biennium**  
**Trial Courts**

Version: V - 01 - Agency Request Budget  
 Cross Reference Number: 19800-100-00-00-00000

Description	2009-11 Actuals	2011-13 Leg Adopted Budget	2011-13 Leg Approved Budget	2013-15 Agency Request Budget	2013-15 Governor's Rec. Budget	2013-15 Leg Adopted Budget
<b>PERSONAL SERVICES</b>						
General Fund	-	-	-	1,784,672	-	-
Other Funds	-	-	-	(572,600)	-	-
All Funds	-	-	-	1,212,072	-	-
<b>031 STANDARD INFLATION</b>						
<b>SERVICES &amp; SUPPLIES</b>						
General Fund	-	-	-	263,390	-	-
Other Funds	-	-	-	39,928	-	-
All Funds	-	-	-	303,318	-	-
<b>CAPITAL OUTLAY</b>						
General Fund	-	-	-	2,048	-	-
Other Funds	-	-	-	212	-	-
All Funds	-	-	-	2,260	-	-
<b>TOTAL LIMITED BUDGET (Essential Packages)</b>						
General Fund	-	-	-	2,050,110	-	-
Other Funds	-	-	-	(532,460)	-	-
All Funds	-	-	-	1,517,650	-	-
<b>LIMITED BUDGET (Current Service Level)</b>						
General Fund	149,128,824	178,470,588	178,470,588	209,702,264	-	-
Other Funds	19,788,160	4,639,224	4,639,224	5,710,220	-	-
All Funds	168,916,984	183,109,812	183,109,812	215,412,484	-	-

\_\_\_\_ Agency Request  
 2013-15 Biennium

\_\_\_\_ Governor's Recommended  
 Page \_\_\_\_\_

\_\_\_\_ Legislatively Adopted  
 Program Unit Appropriated Fund and Category Summary- BPR007A

# PROGRAMS – TRIAL COURTS

**Judicial Dept**

**Agency Number: 19800**

Program Unit Appropriated Fund Group and Category Summary  
 2013-15 Biennium  
 Trial Courts

Version: V - 01 - Agency Request Budget  
 Cross Reference Number: 19800-100-00-00-00000

Description	2009-11 Actuals	2011-13 Leg Adopted Budget	2011-13 Leg Approved Budget	2013-15 Agency Request Budget	2013-15 Governor's Rec. Budget	2013-15 Leg Adopted Budget
<b>AUTHORIZED POSITIONS</b>	1,570	1,385	1,385	1,353	-	-
<b>AUTHORIZED FTE</b>	1,407.36	1,257.56	1,271.02	1,240.17	-	-
<b>LIMITED BUDGET (Policy Packages)</b>						
<b>PRIORITY 0</b>						
<b>203 CIRCUIT COURTS SERVICE LEVEL STAFF RESO</b>						
<b>PERSONAL SERVICES</b>						
General Fund	-	-	-	6,030,428	-	-
<b>SERVICES &amp; SUPPLIES</b>						
General Fund	-	-	-	702,500	-	-
<b>AUTHORIZED POSITIONS</b>	-	-	-	62	-	-
<b>AUTHORIZED FTE</b>	-	-	-	51.14	-	-
<b>204 CIRCUIT COURTS TREATMENT COURT STAFF R</b>						
<b>PERSONAL SERVICES</b>						
General Fund	-	-	-	1,630,292	-	-
<b>SERVICES &amp; SUPPLIES</b>						
General Fund	-	-	-	15,000	-	-
<b>AUTHORIZED POSITIONS</b>	-	-	-	13	-	-
<b>AUTHORIZED FTE</b>	-	-	-	9.21	-	-
<b>205 CIRCUIT COURTS PRO SE FACILITATION</b>						
<b>PERSONAL SERVICES</b>						
General Fund	-	-	-	1,942,835	-	-

\_\_\_\_ Agency Request  
 2013-15 Biennium

\_\_\_\_ Governor's Recommended  
 Page \_\_\_\_\_

\_\_\_\_ Legislatively Adopted  
 Program Unit Appropriated Fund and Category Summary- BPR007A

# PROGRAMS – TRIAL COURTS

**Judicial Dept**

**Agency Number: 19800**

Program Unit Appropriated Fund Group and Category Summary  
 2013-15 Biennium  
 Trial Courts

Version: V - 01 - Agency Request Budget  
 Cross Reference Number: 19800-100-00-00-00000

Description	2009-11 Actuals	2011-13 Leg Adopted Budget	2011-13 Leg Approved Budget	2013-15 Agency Request Budget	2013-15 Governor's Rec. Budget	2013-15 Leg Adopted Budget
<b>SERVICES &amp; SUPPLIES</b>						
General Fund	-	-	-	101,500	-	-
<b>AUTHORIZED POSITIONS</b>	-	-	-	17	-	-
<b>AUTHORIZED FTE</b>	-	-	-	14.29	-	-
<b>210 SPECIALTY COURTS GRANTS</b>						
<b>PERSONAL SERVICES</b>						
Other Funds	-	-	-	911,709	-	-
<b>AUTHORIZED POSITIONS</b>	-	-	-	7	-	-
<b>AUTHORIZED FTE</b>	-	-	-	4.90	-	-
<b>TOTAL LIMITED BUDGET (Policy Packages)</b>						
General Fund	-	-	-	10,422,555	-	-
Other Funds	-	-	-	911,709	-	-
All Funds	-	-	-	11,334,264	-	-
<b>AUTHORIZED POSITIONS</b>	-	-	-	99	-	-
<b>AUTHORIZED FTE</b>	-	-	-	79.54	-	-
<b>TOTAL LIMITED BUDGET (Including Packages)</b>						
General Fund	149,128,824	178,470,588	178,470,588	220,124,819	-	-
Other Funds	19,788,160	4,639,224	4,639,224	6,621,929	-	-
All Funds	168,916,984	183,109,812	183,109,812	226,746,748	-	-
<b>AUTHORIZED POSITIONS</b>	1,570	1,385	1,385	1,452	-	-
<b>AUTHORIZED FTE</b>	1,407.36	1,257.56	1,271.02	1,319.71	-	-

\_\_\_\_ Agency Request  
 2013-15 Biennium

\_\_\_\_ Governor's Recommended  
 Page \_\_\_\_\_

\_\_\_\_ Legislatively Adopted  
 Program Unit Appropriated Fund and Category Summary- BPR007A



# PROGRAMS – TRIAL COURTS

**Judicial Dept**

**Agency Number: 19800**

Program Unit Appropriated Fund Group and Category Summary  
 2013-15 Biennium  
 Trial Courts

Version: V - 01 - Agency Request Budget  
 Cross Reference Number: 19800-100-00-00-00000

Description	2009-11 Actuals	2011-13 Leg Adopted Budget	2011-13 Leg Approved Budget	2013-15 Agency Request Budget	2013-15 Governor's Rec. Budget	2013-15 Leg Adopted Budget
<b>OPERATING BUDGET</b>						
General Fund	149,128,824	178,470,588	178,470,588	220,124,819	-	-
Other Funds	19,788,160	4,639,224	4,639,224	6,621,929	-	-
All Funds	168,916,984	183,109,812	183,109,812	226,746,748	-	-
<b>AUTHORIZED POSITIONS</b>	1,570	1,385	1,385	1,452	-	-
<b>AUTHORIZED FTE</b>	1,407.36	1,257.56	1,271.02	1,319.71	-	-
<b>TOTAL BUDGET</b>						
General Fund	149,128,824	178,470,588	178,470,588	220,124,819	-	-
Other Funds	19,788,160	4,639,224	4,639,224	6,621,929	-	-
All Funds	168,916,984	183,109,812	183,109,812	226,746,748	-	-
<b>AUTHORIZED POSITIONS</b>	1,570	1,385	1,385	1,452	-	-
<b>AUTHORIZED FTE</b>	1,407.36	1,257.56	1,271.02	1,319.71	-	-

\_\_\_\_ Agency Request  
 2013-15 Biennium

\_\_\_\_ Governor's Recommended  
 Page \_\_\_\_\_

\_\_\_\_ Legislatively Adopted  
 Program Unit Appropriated Fund and Category Summary- BPR007A

## PROGRAMS – TRIAL COURTS

---

*[This page intentionally left blank.]*

# PROGRAMS – ADMINISTRATION AND CENTRAL SUPPORT

---

## Administration and Central Support

### *Office of the State Court Administrator*

**State Court Administrator:** The State Court Administrator (SCA) position in the Oregon Judicial Department (OJD) was first statutorily created by the 1971 Legislative Assembly. The duties of the SCA are established and defined primarily in ORS chapter 8; however, a wide variety of other statutes assign responsibilities. The position supports and assists the Chief Justice in exercising administrative authority and supervision over the circuit, tax, and appellate courts of this state and in establishing and managing statewide administrative policies and procedures for OJD as both an entity and branch of state government. In this capacity, the SCA supervises administration of OJD's central business and infrastructure services for the court system such as budget, accounting, procurement, human resources, legal, audit, education and outreach, *pro se* services, information technology infrastructure, and the Oregon eCourt program.

In addition, the SCA has responsibility for administrative management of the Appellate Court Records Section, State of Oregon Law Library, OJD publications, OJD security and emergency preparedness program, OJD court interpreter certification and services program, OJD shorthand reporter certification (CSR) program, juvenile court improvement program, and state Citizen Review Board (CRB) program. The SCA also oversees the legislative program in OJD's coordination of bills affecting the branch or OJD as a state entity and preparation of fiscal impact statements, serves as secretary to the Judicial Conference, and provides support to OJD and external related committees. The position also is statutorily charged with calculating and publishing the annual adjustments to the limitations on the liability of public bodies for property damage or destruction (Oregon Tort Claims Act Limitations).

To support carrying out the statutory duties and responsibilities, the SCA has organized the Office of the State Court Administrator (OSCA) into seven divisions and four substantive program sections. Prior to 2009, OSCA housed the Court Programs and Services Division that provided a full range of policy, analytical, and technical support in case management for all case types including program support for family law *pro se*, facilitation centers, and treatment courts. It also developed and maintained OJD's strategic planning efforts and performance measures as well as provided internal and external committee support. The severe budget reductions of that biennium resulted in the elimination of the division and personnel. Some minimum mandatory functions were retained and reassigned to other personnel but many functions had to be eliminated and have not been restored due to resource constraints.

# PROGRAMS – ADMINISTRATION AND CENTRAL SUPPORT

---

## *Divisions and Program Sections*

**Executive Services Division:** The Executive Services Division serves as the central administrative and governance coordination hub for OSCA. This division includes the SCA as its direct supervisor and contains several legal, analytical, and administrative support staff. The staff provides specific direct services and central executive coordination for the SCA in overall OJD administration interactions within OJD and with the public and external organizations. Major functions include the following:

- Support unit staff provides central telephone reception and assistance services for OSCA, OJD, and the public. Staff also prepares and coordinates official OSCA documents and communications, manages policy information databases, and manages official OSCA and OJD information distributions.
- Legal and analyst staff reviews, evaluates, and responds to a wide variety of public record requests and also handles a wide range of general media and public information inquiries, issues, and requests. They centrally coordinate OJD’s legislative and intergovernmental relations efforts and provide data, legal, and fiscal analysis services for those purposes and oversee the reporting of changes and implementation plans postsession.
- Legal and analyst staff also researches and oversees OJD administrative policy and procedure development and coordination of the process to finalization activities. In addition, staff manages the OJD records retention disposition policies and procedures, provides central policy and technical support for jury management and Americans with Disabilities Act compliance, manages the Certified Shorthand Reporters program, prepares specific management and statistical publications, updates fee schedules, and updates criminal law forms or documents required by statute. Legal staff supports the Judicial Conference’s Judicial Conduct Committee, serves as Reporter to the Uniform Trial Court Rules Committee, provides civil and criminal law policy support, and provides law clerk assistance for small/rural courts. Staff manages the statewide judicial *pro tempore* program, senior judge services, and judicial conference arrangements and records.

**Business and Fiscal Services Division:** The Business and Fiscal Services Division (BFSD) is responsible for the central budget, fiscal, and main business functions management of OJD. Major functions include the following:

- Budget staff oversees and implements the OJD budget development process and the preparation of the Chief Justice’s OJD biennial budget document consistent with state requirements. Coordinates the timely organization, preparation, and presentation of the OJD budget to the legislative Ways and Means Committee.
- Analyst staff provides leadership, management, and assistance in the development, review, and implementation of policies and procedures to ensure effective and efficient operations and compliance with federal and state laws and generally accepted accounting principles as related to state government.
- Research staff analyzes the business-related processes of OJD and identifies improvements that better align processes with the department strategies and which create operational efficiencies while ensuring internal controls are in place to effectively safeguard state assets.

## PROGRAMS – ADMINISTRATION AND CENTRAL SUPPORT

---

- Revenue staff performs research and analysis of the department’s revenues, fines, fees, collection efforts, and the fiscal impacts of legislative measures. Prepares and presents information to judicial and legislative leaders to inform them of impacts of suggested civil-, criminal-, and budget-related decisions.
- Accounting and Revenue staff performs the accounting, case party management, and liquidated and delinquent debt collection functions for all the circuit courts that have implemented the Oregon eCourt system and the majority of those awaiting implementation. This includes reconciliation of statewide electronic payments, management of the interactions with debt collection contractors and the Department of Revenue, and development of related business processes in the Oregon eCourt system.
- Procurement staff coordinates the procurement processes of OJD from the development of user requirements, solicitation of vendors, scoring of proposals and selection of contractors, to the tracking of contract deliverables and the completion of contracted work. Performs building administration functions to accommodate evolving needs of administration and appellate court offices including respectful stewardship of the Supreme Court Building.
- Principal functions include the following:
  - Financial reporting;
  - Collection and disbursement of court revenues;
  - Grants management;
  - Preaudit and processing of payments;
  - Risk management;
  - Violations Bureau duties;
  - Fixed asset management, reporting, and control; and
  - Application Contribution Program, which authorizes courts to require individuals who apply for court-appointed counsel to pay an application fee and contribution amount toward the anticipated costs of court-appointed counsel if they have the financial ability to do so.

**Human Resource Services Division:** This division provides a full-service personnel program to ensure that OJD meets its statutory obligations as an employer, including overseeing the consistent administration and compliance with the Chief Justice’s statewide personnel system, personnel policies and rules, and ensuring an efficient and accurate payroll and benefit records system. As the sole and central OJD Human Resource Services Division (HRSD), it supports the entire statewide OJD workforce of judges and staff and, therefore, its work affects operation of the appellate courts, tax court, state administrative office, and the 27 judicial districts covering Oregon’s 36 counties.

HRSD advises the courts regarding administration of an ever-growing number of personnel-related matters, laws, policies, and programs. HRSD manages the OJD online recruitment and selection procedures, classification and compensation policies and procedures, worker safety and workers’ compensation processes, employer and employee relations, grievance and disciplinary appeals processes, and federal and state labor and wage and

## PROGRAMS – ADMINISTRATION AND CENTRAL SUPPORT

---

hour law compliance. The human resource managers provide direction and technical assistance in these functional areas and in sensitive personnel matters to presiding judges, court administrators and supervisors, and to other employees through personnel rules, policies, and programs and by direct consultation, advice, and training. HRSD continues to perform traditional personnel and payroll recordkeeping functions and is a division that promotes a positive human work environment combined with a strategic human resources utilization approach.

**Enterprise Technology Services Division:** The Enterprise Technology Services Division (ETSD) supports the mission of OJD by providing technology products, services, and support to OJD administration, courts, business partners, and the public. ETSD provides business solutions, enterprise management, and information security for all OJD statewide automated systems. ETSD provides the following services to OJD:

- Plans for, acquires, and manages information technology goods and services including common off-the-shelf (COTS) software for OJD in a timely, cost-effective manner;
- Designs, develops, maintains, and supports customized software to support the courts and business units in accomplishing OJD’s mission;
- Provides convenient and reliable public access to judicial branch information and court records;
- Helps customers achieve/realize maximum value of opportunities provided by information technology;
- Provides ETSD customers with a single point of access for problem resolution, information, and training;
- Designs, implements, administers, and maintains a robust and secure OJD technical infrastructure;
- Provides project management services that ensure ETSD’s successful and cost-effective delivery of information technology products and services that meet or exceed customer expectations; and
- Manages the Oregon eCourt Program (see [Oregon eCourt](#) section, page 297)

**Office of Education, Training, and Outreach (Division):** The Office of Education, Training and Outreach (OETO) develops, coordinates, delivers, and administers judge and staff education and training programs for OJD, and designs, coordinates, assists with, and delivers stakeholder and public outreach opportunities and civic education. OETO staffs the internal education committees and plans and prepares many internal meetings and events, such as the presiding judges and trial court administrator meetings, education sessions for the annual Judicial Conference, and support for the Chief Justice’s Court Reengineering and Efficiencies Workgroup (CREW).

OETO provides education and training in judicial education by providing a week-long OJD orientation and education seminar for new judges and provision of education programs for earning continuing legal education credits (CLEs) that judges are required to attain and report. These CLEs are provided by delivery of judicial statewide and regional programs and practicums. Other in-state and out-of-state educational opportunities are provided when feasible. Staff education is provided through the Statewide New Employee Orientation Program, and when feasible, through the Judicial Support Staff Program; Peer Information Exchanges (PIE); Clerk College; management/supervisory skills training; and other skill- and knowledge-building programs. Unfortunately, funding and resource restrictions have substantially and negatively affected the ability to maintain a

## PROGRAMS – ADMINISTRATION AND CENTRAL SUPPORT

---

consistent staff and management training calendar. Whenever possible, OETO has developed a package of “e-Training Modules” offering statewide electronic accessibility to “anytime” training – Computer Based Training (CBT) modules that develop prerequisite computer skills for Oregon eCourt Program software, and CBTs that provide general security training for judges and staff. OETO staff also participates in OJD’s legislative program support and after-session trainings on changes and implementation as well as provide ongoing media, legislative, and civic outreach and support functions.

During the past several years and for the next two biennia at least, OETO remains heavily immersed and involved with OJD’s Oregon eCourt implementation and rollout schedule for the state courts (see [Oregon eCourt](#) section, page 297). OETO leads the development and manages the implementation of the Oregon eCourt Organizational Change Management (OCM) Project. OCM is a process used to assist in implementing the changes required for an organization to support a new culture, system, or way of doing business to pursue improvement. As guided by the Oregon eCourt vision and governance decisions, the OCM strategy works with OJD judges, staff, and stakeholders to adopt the key values, principles, attitudes, norms, and behaviors that support the cultural change and new ways of doing work through implementation of Oregon eCourt and its vision. The OCM activities designed to ensure that people and facilities are prepared to implement Oregon eCourt include the following:

- **Court Readiness:** Activities that address facility and technical changes necessary to implement Oregon eCourt and its vision, including ensuring that equipment, space, and facilities are ready for new technologies and business processes.
- **Organizational Readiness:** Activities that address the people-aspect of change necessary to build and sustain commitment from internal and external stakeholders to support Oregon eCourt and its vision, including education workshops and assessments for judges and staff.
- **Communication:** Activities that provide Oregon eCourt information to internal and external stakeholders to alert them of upcoming implementation events and to report successes through methods such as newsflashes, webinars, and prototype demonstrations.
- **Training:** Activities, before, during, and after, that teach skills and provide information necessary to implement Oregon eCourt technologies and related business processes in support of the vision.

**Legal Counsel Division:** The Legal Counsel Division (LCD) provides legal advice and services relating to courts and court administration to all state trial and appellate courts and judges, the SCA, and OSCA divisions and programs. Services include the following:

- Legal advice, research, and analysis on issues involving court administration;
- Litigation and tort claim management and representation coordination;
- Negotiation, review, and development of legal contract terms for state court system contracts;
- Circuit court civil fee schedule and related Chief Justice Orders;
- Legal policy research and analysis for the state court system;

## PROGRAMS – ADMINISTRATION AND CENTRAL SUPPORT

---

- OJD legislative bill review analysis and implementation; and
- Judge and employee education on legal topics.

The purpose of OJD’s legal counsel services is to advance statewide uniformity in judicial administration through provision of consistent legal advice, minimize judicial branch liability risks, and enhance prudent resource management by assuring compliance with statutory and constitutional requirements and appropriate implementation of those directives.

**Appellate Court Services Division:** The State Court Administrator is the official “clerk of court” for the Supreme Court and Court of Appeals. This responsibility is overseen by the SCA but has been delegated by the SCA to an Appellate Court Administrator who manages this division and the related functions and duties. This division is housed in the Supreme Court Building and consists of the Appellate Court Records Section (public clerk’s office) for the Supreme Court and Court of Appeals, the State of Oregon Law Library, Publications Section (Appellate opinions), and Supreme Court Building Services. See the Appellate Courts budget chapter ([Appellate Court Services Division](#), page 181) for a greater description of its duties and functions.

**Juvenile Court Programs:** This OSCA section consists of two juvenile case programs and the federal/state Violence Against Women Act (VAWA) grants project.

- **Juvenile Court Improvement Program:** The Juvenile Court Improvement Program (JCIP) is a federally funded project to improve court practices in child abuse and neglect cases. The Chief Justice appoints an advisory committee to help the program define priority areas for compliance and quality improvement. It is a program that designs and delivers training to juvenile court judges and partners, develops best practices, monitors compliance with court requirements for juvenile cases, and makes grants to local courts to improve their practices in child abuse and neglect cases. Its staff updates and publishes the Juvenile Court Dependency Benchbook, an electronic reference book for judges, court staff, and juvenile justice system professionals. It also develops, updates, and publishes a wide selection of model court dependency forms for court use.
- **VAWA Grants Program:** This program includes a part-time grant-funded staff attorney who administers federal grants for improving and training judges and court staff in handling Family Abuse Prevention Act (FAPA) and related compliance matters. The program also funds updates and translation of the VAWA court forms and materials.
- **Citizen Review Board (CRB) Program:** In 1985, Oregon’s Legislature created a statewide foster care review program that included local review panels of citizen volunteers. The Legislature purposefully placed the CRB program in the state judicial branch under the direction of the Chief Justice of the Oregon Supreme Court, so it would operate independently of the state’s foster care system in providing their recommendations back to the court. In addition, both federal and state law provide stringent timelines and policies for the state to meet in providing for the reunification or permanency planning placement of children, and these directives are incorporated in the timing of the reviews and the protocols for plan reviews.



## PROGRAMS – ADMINISTRATION AND CENTRAL SUPPORT

---

CRB recruits and trains the local volunteers and coordinates the operation of the local boards. Oregon law requires the CRB to review the individual Department of Human Services case plans of children and youth offenders placed in substitute care and whose case is under the jurisdiction of the circuit court to ensure that their placements and services are both appropriate and timely. In the regularly scheduled reviews of cases involving an abused or neglected child, the local boards invite parents, foster parents, attorneys, caseworkers, court-appointed special advocates (CASAs), other interested parties, and the child, if appropriate, to attend the CRB review and discuss plans for the child. The board then makes findings and recommendations to the circuit court about the plan; this report is also provided to the CRB review participants. In addition to the board reviews, the CRB makes recommendations to juvenile courts, Department of Human Services, Oregon Youth Authority, and the Legislature concerning services, policies, procedures, and laws that affect children, youth, and families.

Annual Reports from the JCIP and CRB programs are included in the [Special Reports](#) section of the budget document.

**Security and Emergency Preparedness Office:** Pursuant to ORS 1.177 and 1.180 and Chief Justice policy, the Judicial Marshal and the OJD Security and Emergency Preparedness Office (SEPO) manages

- Personal and physical security, emergency preparedness, and business continuity plans for the Oregon Judiciary;
- Facility emergency operations for the Supreme Court, Court of Appeals, Oregon Tax Court, and the Office of the State Court Administrator;
- Identification and access cards and badges;
- Security training and threat assessment for court security officers, judges, and staff;
- OJD's emergency response trailers to maintain court and courtroom services; and
- Contracts with providers for security improvements to courthouse facilities in accordance with the Chief Justice's state security standards plans.

**Court Interpreter Services Program:** Court Interpreter Services (CIS) coordinates interpreter services in Oregon state courts for parties who do not speak English or have limited English skills.

- Oregon state courts use both staff and freelance interpreters to provide court interpreter services in more than 118 languages, including American Sign Language.
- CIS schedules more than 30,000 requests per year for interpreter services for circuit courts.

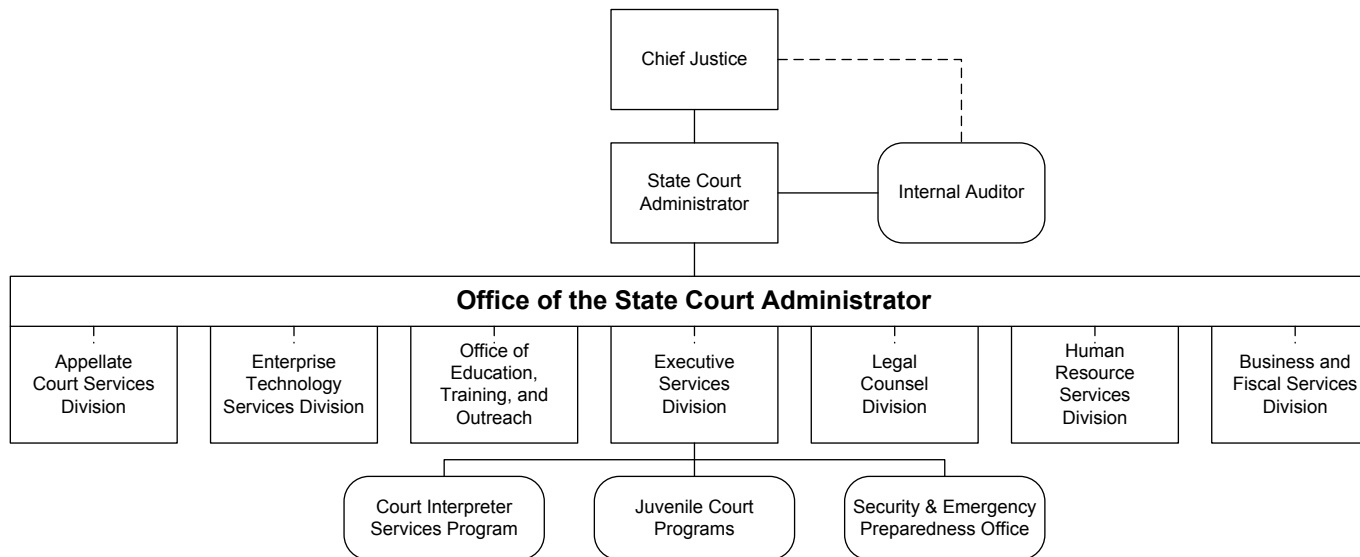
# PROGRAMS – ADMINISTRATION AND CENTRAL SUPPORT

---

- CIS has certified more than 165 interpreters in Spanish, Russian, and Vietnamese and has conditionally qualified more than 250 interpreters of other languages.
- OJD’s Interpreter Certification Program provides training to more than 550 interpreters, judicial officers, staff, and system partners each year.

**Internal Audit Program:** The Internal Audit (IA) function is an important element of the internal control environment and vitally important in promoting accountability. IA is responsible for providing an independent appraisal activity for the purpose of examining and evaluating OJD’s internal control functions and activities. IA functions under the auspices of an independent advisory committee that approves the annual audit plan and reviews quarterly progress and updates. The position reports directly to the Chief Justice and State Court Administrator. IA performs change of management audits, financial-related audits, annual OJD-wide and specific area risk assessments, and reviews of internal controls of central administration and court operations. Audit scope frequently includes assessments and recommendations pertaining to opportunities for improving operational effectiveness, economy, and efficiency. IA also provides a “hot line” number for the reporting of fraud or misuse of funds. It is also called in on internal investigations as necessary. It further serves as an OJD liaison with external audit entities, such as the Secretary of State’s Audits Division. An increasing role of IA is to provide consultative services to OJD to ensure that new programs are set up using best practices.

**OFFICE OF THE STATE COURT ADMINISTRATOR  
(Division/Program Organization Chart)**



## PROGRAMS – ADMINISTRATION AND CENTRAL SUPPORT

---

### Current Service Level

The CSL budget for the Administration and Central Support totals \$51.7 million General Fund and \$6.2 million in Other Funds and \$0.9 million in Federal Funds. This reflects a \$5.5million increase General Fund (11.9 percent), a \$0.8 million increase in Other Funds (14.8 percent), and a \$0.4 million decrease (30.7 percent) over the 2011-13 LAB budget.

### Chief Justice’s Recommended Budget

The Chief Justice’s Recommended Budget for the 2013-15 biennium totals \$61.9 million (All Funds). This amount includes policy option packages totaling \$3.1 million (All Funds) as follows:

**Policy Option Package – 206:** This package enhances OJD’s ability to provide post-implementation training for court staff in order to reach the full potential of the Odyssey eCourt system and promote best-practice business processes in the trial courts. The positions will continue developing improved business processes and train local court staff to implement them. (\$558,932 GF, 3 positions, 2.64 FTE)

**Policy Option Package – 207:** This package provides staffing for ongoing technical and training support for Oregon court staff after the Odyssey system has been implemented and those expenditures cannot be billed against bond funds. These positions provide ongoing maintenance of the current OJIN system, avoid resources being diverted into Oregon eCourt implementation, and ensure that maximum benefit from the new Odyssey system is achieved in all courts after Odyssey “go-live.” (\$1,123,189 GF, 6 positions, 5.28 FTE)

**Policy Option Package – 208:** This package provides central staffing to achieve efficiencies in accounting, revenue management, and central violations bureau permitted by Oregon eCourt. These positions will work with trial courts to support timely entry and services, as well as provide analysis and improvement in process and key performance measures. (\$926,091 GF, 10 positions, 7.14 FTE)

**Policy Option Package – 209:** This package restores positions eliminated in 2009-11 that provided key support to the family law activities in all circuit courts. These positions will update statutorily mandated forms and improve processes to support the transition to Oregon eCourt and improve timely processing of family law cases (\$532,574 GF, 3 positions, 2.64FTE)

# PROGRAMS – ADMINISTRATION AND CENTRAL SUPPORT

---

## Administration & Central Support Budget Summary – All Funds

	2009-11 Actual Expenditures	2011-13 Legislatively Approved Budget	2013-15 Current Service Level (CSL)	2013-15 Chief Justice's Recommended*
General Fund	40,567,549	46,193,156	51,684,790	54,825,576
General Fund Debt Svc	-	-	-	-
Other Funds Cap Construction	-	97,460	-	-
Other Funds Debt Svc Ltd	-	-	-	-
Other Funds Ltd	45,431,797	5,377,015	6,222,594	6,222,594
Other Funds Non-Ltd	-	-	-	-
Federal Funds Ltd	1,099,450	850,613	892,384	892,384
<b>TOTAL – ALL FUNDS</b>	<b>87,098,796</b>	<b>52,518,244</b>	<b>58,799,768</b>	<b>61,940,554</b>
Positions	212	152	160	182
FTE	202.39	147.25	157.5	175.20

\*Includes CSL and all policy option packages

# PROGRAMS – ADMINISTRATION AND CENTRAL SUPPORT

---

## Essential Packages

### Purpose

The essential packages present budget adjustments needed to bring the legislatively approved budget to Current Service Level (CSL), the calculated cost of continuing legislatively approved programs into the 2013-15 biennium.

### Staffing Impact

No staff is contained in Administration and Central Support.

### Revenue Source

The Essential Packages reduces General Fund revenue for Administration and Central Support by \$522,398.

### 010 Non-PICS Personal Services Adjustment

Non-PICS Personal Services adjustment for Administration and Central Support is an increase of \$368,023 General Fund, a decrease of \$101,880 Other Funds, and \$731 Federal Funds. The primary components of the net increase is Pension Obligation Bond increase of \$289,202 for General Fund, a decrease of \$96,067 for Other Funds, and an increase of \$704 for Federal Funds.

### 021 Phase-In

The Administration and Central Support budget has no adjustment for phased-in programs.

### 022 Phase-Out Program and One-Time Costs

The Administration and Central Support budget has a phase-out of \$97,460 associated with Other Funds Capital Improvements.

### 031 Inflation and Price List Adjustments

The cost of goods and services decreased by \$890,421 General Fund, increased Other Funds by \$16,047 and Federal Funds by \$14,420. This reflects the standard inflation rate of 2.4 percent on goods and services and decrease in State Government Services Charges of \$1,309,581.

## **PROGRAMS – ADMINISTRATION AND CENTRAL SUPPORT**

---

### **040 Mandated Caseload**

The Administration and Central Support budget has no adjustment for mandated caseload.

### **050 Fund Shifts**

The Administration and Central Support budget has no fund shifts within its CSL budget.

### **060 Technical Adjustments**

The Administration and Central Support budget has no technical adjustments within its CSL budget.

# PROGRAMS – ADMINISTRATION AND CENTRAL SUPPORT

---

## *Policy Option Package: 206 – Statewide Improvement, Education, and Standardization Staff Resources*

**Companion Package:** No

### **Purpose**

This package will increase the capabilities of the Office of Education, Training, and Outreach to provide resources to circuit courts as operational process changes are made to leverage the full capabilities of the new Oregon eCourt Odyssey system. With the introduction of the new system, the opportunity to improve procedures and processes in the courts, as well as taking best practices systemwide, will require dedicated resources to assist the circuit courts. Due to the decentralized nature of the court system, with sometimes multiple locations in each county in Oregon, newly developed standardized processes and procedures are difficult to develop and implement. The positions in the package will provide a centralized team to drive statewide improvement efforts and best practice implementations in the court system, while increasing capabilities through the standardization of business processes.

### **How Achieved**

The package provides funding for three positions and Services and Supplies budget to assist in efforts around improvement and standardization of court processes and procedure with the implementation of the new Oregon eCourt Odyssey system.

### **Staffing Impact**

3 positions, 2.64 FTE:

- OJD Analyst 3      1 position      0.88 FTE      phase in 10/1/2013
- OJD Analyst 4      2 positions      1.76 FTE      phase in 10/1/2013

### **Revenue Source**

\$ 558,932 – General Funds

# PROGRAMS – ADMINISTRATION AND CENTRAL SUPPORT

---

## *Policy Option Package: 207 – Oregon eCourt Technical Operations and Training Staff Resources*

**Companion Package:** No

### **Purpose**

This package will provide operational support and training resources as court operations are transitioned to the new Oregon eCourt Odyssey system after a “go-live” event. Once the systems are successfully introduced, technical support and training resources can no longer be paid out of implementation funds. Through at least 2016, the Oregon Judicial Department (OJD) will continue staged implementations of Odyssey but will also need to maintain the present legacy system (OJIN) and provide continued support and training to courts transitioned to Odyssey. The added staff is intended to ensure that resources are not diverted from project implementation. The package provides support for the operations of transitioned courts and also leverages the increased functionality of the new system for both OJD operations and for access by Oregonians.

### **How Achieved**

The package provides funding for positions and Services and Supplies budget to provide system support and training for OJD for the Oregon eCourt Odyssey system after successful system implementation (support and training in post “go-live” courts).

### **Staffing Impact**

6 positions, 5.28 FTE:

- |                                       |             |          |                    |
|---------------------------------------|-------------|----------|--------------------|
| • OJD Analyst 3                       | 2 positions | 1.76 FTE | phase in 10/1/2013 |
| • OJD Analyst 4                       | 1 position  | 0.88 FTE | phase in 10/1/2013 |
| • Information Technology Specialist 2 | 1 position  | 0.88 FTE | phase in 10/1/2013 |
| • Information Technology Specialist 3 | 2 positions | 1.76 FTE | phase in 10/1/2013 |

### **Revenue Source**

\$ 1,123,189 – General Funds



# PROGRAMS – ADMINISTRATION AND CENTRAL SUPPORT

---

## *Policy Option Package: 208 – Centralization and Analysis Staff Resources*

**Companion Package:** No

### **Purpose**

This package will provide funding to assist in the implementation of centralized services including accounting, revenue management, and a central violations bureau. These services generally become the new standard of operations as courts go live on the new Oregon eCourt system. Currently there is not sufficient central staffing to absorb this increased workload. As circuit courts move to the new systems, resources will be phased in to meet the demand. This will create greater efficiencies across the department, allowing circuit courts to support their increased workload associated with added functionality and public access abilities of the new Oregon eCourt system. This package also provides one position dedicated to key performance measures, tracking, reporting, and process improvement efforts. In past reductions, the department lost this resource and, as noted in the Annual Performance Progress Report, we can no longer track or report on three of the department's required KPMs. This package recognizes the need for that important effort and this provides the needed resource.

### **How Achieved**

The package provides funding and Services and Supplies budget for phased-in central processing positions for accounting, revenue management, and a central violations bureau. The package adds a phased-in analysis position to support key performance measures and centralized reporting and process improvement activities around new Oregon eCourt functionality.

### **Staffing Impact**

10 positions, 7.14 FTE:

- Judicial Services Specialist 2      1 position      0.88 FTE      phase in 10/1/2013
- Judicial Services Specialist 2      1 position      0.75 FTE      phase in 1/1/2014
- Judicial Services Specialist 2      1 position      0.50 FTE      phase in 7/1/2014
- Judicial Services Specialist 3      2 positions      1.76 FTE      phase in 10/1/2013
- Judicial Services Specialist 3      2 positions      1.50 FTE      phase in 1/1/2014

## PROGRAMS – ADMINISTRATION AND CENTRAL SUPPORT

---

- Judicial Services Specialist 3      2 positions      1.0 FTE      phase in 7/1/2014
- OJD Analyst 4      1 position      0.75 FTE      phase in 1/1/2014

### Revenue Source

\$ 926,091 – General Funds

# PROGRAMS – ADMINISTRATION AND CENTRAL SUPPORT

---

## *Policy Option Package: 209 – Family Law Program*

**Companion Package:** No

### **Purpose**

Due to reductions experienced in the 2009-11 biennium, the Oregon Judicial Department (OJD) was forced to eliminate the Family Law Program. The restored program will

- Work with other state agencies as liaison in the area of family law and interaction with the courts;
- Update currently outdated forms and improve processes to support the transition to Oregon eCourt;
- Develop new policies and procedures to improve timely processing of family law cases; and
- Support circuit courts on child support, family law, and *pro se* issues.

Due to the increased number of self-represented litigants in the area of family law and timeliness issues, it is critical to restore needed program support so that OJD provides accessibility and fairness to self-represented individuals.

### **How Achieved**

The package provides funding for three positions and Services and Supplies budget for the 2013-15 biennium for the Family Law Program

### **Staffing Impact**

3 positions, 2.64 FTE:

- |                             |            |          |                    |
|-----------------------------|------------|----------|--------------------|
| • Management Assistant 2    | 1 position | 0.88 FTE | phase in 10/1/2013 |
| • OJD Analyst 3             | 1 position | 0.88 FTE | phase in 10/1/2013 |
| • Assistant Legal Counsel 1 | 1 position | 0.88 FTE | phase in 10/1/2013 |

### **Revenue Source**

\$ 532,574 – General Funds

## PROGRAMS – ADMINISTRATION AND CENTRAL SUPPORT

---

*[This page intentionally left blank.]*

# PROGRAMS – ADMINISTRATION AND CENTRAL SUPPORT

## *ORBITS and PICS Reports*

### BPR013 – ORBITS Essential and Policy Package Fiscal Impact Summary

#### ESSENTIAL AND POLICY PACKAGE FISCAL IMPACT SUMMARY

Judicial Dept Cross Reference Name: Administration and Central Support  
 Pkg: 010 - Non-PICS Psnl Svc / Vacancy Factor Cross Reference Number: 19800-102-00-00-00000

Description	General Fund	Lottery Funds	Other Funds	Federal Funds	Nonlimited Other Funds	Nonlimited Federal Funds	All Funds
<b>Revenues</b>							
General Fund Appropriation	368,023	-	-	-	-	-	368,023
<b>Total Revenues</b>	<b>\$368,023</b>	<b>-</b>	<b>-</b>	<b>-</b>	<b>-</b>	<b>-</b>	<b>\$368,023</b>
<b>Personal Services</b>							
Temporary Appointments	10,648	-	683	25	-	-	11,356
All Other Differential	6,416	-	2,208	-	-	-	8,624
Public Employees' Retire Cont	1,266	-	436	-	-	-	1,702
Pension Obligation Bond	289,202	-	(96,067)	704	-	-	193,839
Social Security Taxes	1,306	-	221	2	-	-	1,529
Unemployment Assessments	16,670	-	-	-	-	-	16,670
Mass Transit Tax	42,515	-	(9,281)	-	-	-	33,234
<b>Total Personal Services</b>	<b>\$368,023</b>	<b>-</b>	<b>(\$101,800)</b>	<b>\$731</b>	<b>-</b>	<b>-</b>	<b>\$266,954</b>
<b>Total Expenditures</b>							
Total Expenditures	368,023	-	(101,800)	731	-	-	266,954
<b>Total Expenditures</b>	<b>\$368,023</b>	<b>-</b>	<b>(\$101,800)</b>	<b>\$731</b>	<b>-</b>	<b>-</b>	<b>\$266,954</b>
<b>Ending Balance</b>							
Ending Balance	-	-	101,800	(731)	-	-	101,069
<b>Total Ending Balance</b>	<b>-</b>	<b>-</b>	<b>\$101,800</b>	<b>(\$731)</b>	<b>-</b>	<b>-</b>	<b>\$101,069</b>

\_\_\_\_ Agency Request  
2013-15 Biennium

\_\_\_\_ Governor's Recommended  
Page \_\_\_\_\_

\_\_\_\_ Legislatively Adopted  
Essential and Policy Package Fiscal Impact Summary - BPR013

# PROGRAMS – ADMINISTRATION AND CENTRAL SUPPORT

## ESSENTIAL AND POLICY PACKAGE FISCAL IMPACT SUMMARY

Judicial Dept  
 Pkg: 022 - Phase-out Pgm & One-time Costs

Cross Reference Name: Administration and Central Support  
 Cross Reference Number: 19800-102-00-00-00000

Description	General Fund	Lottery Funds	Other Funds	Federal Funds	Nonlimited Other Funds	Nonlimited Federal Funds	All Funds
<b>Capital Outlay</b>							
Other Capital Outlay	-	-	(97,460)	-	-	-	(97,460)
<b>Total Capital Outlay</b>	-	-	<b>(97,460)</b>	-	-	-	<b>(97,460)</b>
<b>Total Expenditures</b>							
Total Expenditures	-	-	(97,460)	-	-	-	(97,460)
<b>Total Expenditures</b>	-	-	<b>(97,460)</b>	-	-	-	<b>(97,460)</b>
<b>Ending Balance</b>							
Ending Balance	-	-	97,460	-	-	-	97,460
<b>Total Ending Balance</b>	-	-	<b>\$97,460</b>	-	-	-	<b>\$97,460</b>

\_\_\_\_ Agency Request  
 2013-15 Biennium

\_\_\_\_ Governor's Recommended  
 Page \_\_\_\_\_

\_\_\_\_ Legislatively Adopted  
 Essential and Policy Package Fiscal Impact Summary - BPR013

# PROGRAMS – ADMINISTRATION AND CENTRAL SUPPORT

## ESSENTIAL AND POLICY PACKAGE FISCAL IMPACT SUMMARY

Judicial Dept

Cross Reference Name: Administration and Central Support

Pkg: 031 - Standard Inflation

Cross Reference Number: 19800-102-00-00-00000

Description	General Fund	Lottery Funds	Other Funds	Federal Funds	Nonlimited Other Funds	Nonlimited Federal Funds	All Funds
<b>Revenues</b>							
General Fund Appropriation	(890,421)	-	-	-	-	-	(890,421)
<b>Total Revenues</b>	<b>(\$890,421)</b>	-	-	-	-	-	<b>(\$890,421)</b>
<b>Services &amp; Supplies</b>							
Instate Travel	1,329	-	437	984	-	-	2,750
Out of State Travel	534	-	10	1	-	-	545
Employee Training	1,646	-	2,113	1,267	-	-	5,026
Office Expenses	24,489	-	-	436	-	-	24,925
Telecommunications	33,711	-	-	96	-	-	33,807
State Gov. Service Charges	(1,309,581)	-	-	-	-	-	(1,309,581)
Data Processing	26,165	-	420	14	-	-	26,599
Publicity and Publications	-	-	701	-	-	-	701
Professional Services	6,374	-	-	5,887	-	-	12,261
IT Professional Services	9,803	-	-	5,437	-	-	15,240
Attorney General	24,754	-	-	-	-	-	24,754
Employee Recruitment and Develop	348	-	-	10	-	-	358
Dues and Subscriptions	17,371	-	-	46	-	-	17,417
Facilities Rental and Taxes	169,522	-	-	-	-	-	169,522
Fuels and Utilities	5,550	-	-	1	-	-	5,551
Facilities Maintenance	3,600	-	-	3	-	-	3,603
Agency Program Related S and S	32,341	-	-	7	-	-	32,348
Other Services and Supplies	3,092	-	-	14	-	-	3,106
Expendable Prop 250 - 5000	294	-	-	136	-	-	430

\_\_\_\_ Agency Request  
2013-15 Biennium

\_\_\_\_ Governor's Recommended  
Page \_\_\_\_\_

\_\_\_\_ Legislatively Adopted  
Essential and Policy Package Fiscal Impact Summary - BPR013

# PROGRAMS – ADMINISTRATION AND CENTRAL SUPPORT

## ESSENTIAL AND POLICY PACKAGE FISCAL IMPACT SUMMARY

Judicial Dept  
Pkg: 031 - Standard Inflation

Cross Reference Name: Administration and Central Support  
Cross Reference Number: 19800-102-00-00-00000

Description	General Fund	Lottery Funds	Other Funds	Federal Funds	Nonlimited Other Funds	Nonlimited Federal Funds	All Funds
<b>Services &amp; Supplies</b>							
IT Expendable Property	5,102	-	-	81	-	-	5,183
<b>Total Services &amp; Supplies</b>	<b>(\$943,556)</b>	<b>-</b>	<b>\$3,681</b>	<b>\$14,420</b>	<b>-</b>	<b>-</b>	<b>(\$925,455)</b>
<b>Capital Outlay</b>							
Data Processing Hardware	53,135	-	12,366	-	-	-	65,501
<b>Total Capital Outlay</b>	<b>\$53,135</b>	<b>-</b>	<b>\$12,366</b>	<b>-</b>	<b>-</b>	<b>-</b>	<b>\$65,501</b>
<b>Total Expenditures</b>							
Total Expenditures	(890,421)	-	16,047	14,420	-	-	(859,954)
<b>Total Expenditures</b>	<b>(\$890,421)</b>	<b>-</b>	<b>\$16,047</b>	<b>\$14,420</b>	<b>-</b>	<b>-</b>	<b>(\$859,954)</b>
<b>Ending Balance</b>							
Ending Balance	-	-	(16,047)	(14,420)	-	-	(30,467)
<b>Total Ending Balance</b>	<b>-</b>	<b>-</b>	<b>(\$16,047)</b>	<b>(\$14,420)</b>	<b>-</b>	<b>-</b>	<b>(\$30,467)</b>

\_\_\_\_ Agency Request  
2013-15 Biennium

\_\_\_\_ Governor's Recommended  
Page \_\_\_\_\_

\_\_\_\_ Legislatively Adopted  
Essential and Policy Package Fiscal Impact Summary - BPR013



# PROGRAMS – ADMINISTRATION AND CENTRAL SUPPORT

## ESSENTIAL AND POLICY PACKAGE FISCAL IMPACT SUMMARY

Judicial Dept Cross Reference Name: Administration and Central Support  
 Pkg: 206 - Statewide Improvement, Education and Standardization Staff Resource Needs Cross Reference Number: 19800-102-00-00-00000

Description	General Fund	Lottery Funds	Other Funds	Federal Funds	Nonlimited Other Funds	Nonlimited Federal Funds	All Funds
<b>Revenues</b>							
General Fund Appropriation	558,932	-	-	-	-	-	558,932
<b>Total Revenues</b>	<b>\$558,932</b>	-	-	-	-	-	<b>\$558,932</b>
<b>Personal Services</b>							
Class/Unclass Sal. and Per Diem	321,468	-	-	-	-	-	321,468
Empl. Rel. Bd. Assessments	105	-	-	-	-	-	105
Public Employees' Retire Cont	63,426	-	-	-	-	-	63,426
Social Security Taxes	24,593	-	-	-	-	-	24,593
Worker's Comp. Assess. (WCD)	153	-	-	-	-	-	153
Mass Transit Tax	1,929	-	-	-	-	-	1,929
Flexible Benefits	90,909	-	-	-	-	-	90,909
Other OPE	20,349	-	-	-	-	-	20,349
<b>Total Personal Services</b>	<b>\$522,932</b>	-	-	-	-	-	<b>\$522,932</b>
<b>Services &amp; Supplies</b>							
Instate Travel	4,500	-	-	-	-	-	4,500
Employee Training	6,000	-	-	-	-	-	6,000
Office Expenses	7,000	-	-	-	-	-	7,000
Telecommunications	5,500	-	-	-	-	-	5,500
Dues and Subscriptions	1,000	-	-	-	-	-	1,000
IT Expendable Property	12,000	-	-	-	-	-	12,000
<b>Total Services &amp; Supplies</b>	<b>\$36,000</b>	-	-	-	-	-	<b>\$36,000</b>

\_\_\_\_ Agency Request  
2013-15 Biennium

\_\_\_\_ Governor's Recommended  
Page \_\_\_\_\_

\_\_\_\_ Legislatively Adopted  
Essential and Policy Package Fiscal Impact Summary - BPR013

# PROGRAMS – ADMINISTRATION AND CENTRAL SUPPORT

## ESSENTIAL AND POLICY PACKAGE FISCAL IMPACT SUMMARY

Judicial Dept Cross Reference Name: Administration and Central Support  
 Pkg: 206 - Statewide Improvement, Education and Standardization Staff Resource Needs Cross Reference Number: 19800-102-00-00-00000

Description	General Fund	Lottery Funds	Other Funds	Federal Funds	Nonlimited Other Funds	Nonlimited Federal Funds	All Funds
<b>Total Expenditures</b>							
Total Expenditures	558,932	-	-	-	-	-	558,932
<b>Total Expenditures</b>	<b>\$558,932</b>	-	-	-	-	-	<b>\$558,932</b>
<b>Ending Balance</b>							
Ending Balance	-	-	-	-	-	-	-
<b>Total Ending Balance</b>	-	-	-	-	-	-	-
<b>Total Positions</b>							
Total Positions							3
<b>Total Positions</b>	-	-	-	-	-	-	<b>3</b>
<b>Total FTE</b>							
Total FTE							2.64
<b>Total FTE</b>	-	-	-	-	-	-	<b>2.64</b>

\_\_\_\_ Agency Request  
2013-15 Biennium

\_\_\_\_ Governor's Recommended  
Page \_\_\_\_\_

\_\_\_\_ Legislatively Adopted  
Essential and Policy Package Fiscal Impact Summary - BPR013

# PROGRAMS – ADMINISTRATION AND CENTRAL SUPPORT

## ESSENTIAL AND POLICY PACKAGE FISCAL IMPACT SUMMARY

Judicial Dept Cross Reference Name: Administration and Central Support  
 Pkg: 207 - Oregon eCourt Technical Operations and Training Staff Resource Needs Cross Reference Number: 19800-102-00-00-00000

Description	General Fund	Lottery Funds	Other Funds	Federal Funds	Nonlimited Other Funds	Nonlimited Federal Funds	All Funds
<b>Revenues</b>							
General Fund Appropriation	1,123,189	-	-	-	-	-	1,123,189
<b>Total Revenues</b>	<b>\$1,123,189</b>	-	-	-	-	-	<b>\$1,123,189</b>
<b>Personal Services</b>							
Class/Unclass Sal. and Per Diem	623,070	-	-	-	-	-	623,070
Empl. Rel. Bd. Assessments	210	-	-	-	-	-	210
Public Employees' Retire Cont	122,932	-	-	-	-	-	122,932
Social Security Taxes	47,666	-	-	-	-	-	47,666
Worker's Comp. Assess. (WCD)	306	-	-	-	-	-	306
Mass Transit Tax	3,738	-	-	-	-	-	3,738
Flexible Benefits	180,327	-	-	-	-	-	180,327
Other OPE	39,440	-	-	-	-	-	39,440
<b>Total Personal Services</b>	<b>\$1,017,689</b>	-	-	-	-	-	<b>\$1,017,689</b>
<b>Services &amp; Supplies</b>							
Instate Travel	4,500	-	-	-	-	-	4,500
Employee Training	60,000	-	-	-	-	-	60,000
Office Expenses	10,000	-	-	-	-	-	10,000
Telecommunications	6,500	-	-	-	-	-	6,500
Dues and Subscriptions	2,000	-	-	-	-	-	2,000
Other Services and Supplies	2,500	-	-	-	-	-	2,500
IT Expendable Property	20,000	-	-	-	-	-	20,000
<b>Total Services &amp; Supplies</b>	<b>\$105,500</b>	-	-	-	-	-	<b>\$105,500</b>

\_\_\_\_ Agency Request  
 2013-15 Biennium

\_\_\_\_ Governor's Recommended  
 Page \_\_\_\_\_

\_\_\_\_ Legislatively Adopted  
 Essential and Policy Package Fiscal Impact Summary - BPR013

# PROGRAMS – ADMINISTRATION AND CENTRAL SUPPORT

## ESSENTIAL AND POLICY PACKAGE FISCAL IMPACT SUMMARY

Judicial Dept Cross Reference Name: Administration and Central Support  
 Pkg: 207 - Oregon eCourt Technical Operations and Training Staff Resource Needs Cross Reference Number: 19800-102-00-00-00000

Description	General Fund	Lottery Funds	Other Funds	Federal Funds	Nonlimited Other Funds	Nonlimited Federal Funds	All Funds
<b>Total Expenditures</b>							
Total Expenditures	1,123,189	-	-	-	-	-	1,123,189
<b>Total Expenditures</b>	<b>\$1,123,189</b>	-	-	-	-	-	<b>\$1,123,189</b>
<b>Ending Balance</b>							
Ending Balance	-	-	-	-	-	-	-
<b>Total Ending Balance</b>	-	-	-	-	-	-	-
<b>Total Positions</b>							
Total Positions							6
<b>Total Positions</b>	-	-	-	-	-	-	<b>6</b>
<b>Total FTE</b>							
Total FTE							5.28
<b>Total FTE</b>	-	-	-	-	-	-	<b>5.28</b>

\_\_\_\_ Agency Request  
2013-15 Biennium

\_\_\_\_ Governor's Recommended  
Page \_\_\_\_\_

\_\_\_\_ Legislatively Adopted  
Essential and Policy Package Fiscal Impact Summary - BPR013

# PROGRAMS – ADMINISTRATION AND CENTRAL SUPPORT

## ESSENTIAL AND POLICY PACKAGE FISCAL IMPACT SUMMARY

Judicial Dept

Cross Reference Name: Administration and Central Support

Pkg: 208 - Centralization and Analysis Staff Resource Needs

Cross Reference Number: 19800-102-00-00-00000

Description	General Fund	Lottery Funds	Other Funds	Federal Funds	Nonlimited Other Funds	Nonlimited Federal Funds	All Funds
<b>Revenues</b>							
General Fund Appropriation	926,091	-	-	-	-	-	926,091
<b>Total Revenues</b>	<b>\$926,091</b>	-	-	-	-	-	<b>\$926,091</b>
<b>Personal Services</b>							
Class/Unclass Sal. and Per Diem	496,611	-	-	-	-	-	496,611
Empl. Rel. Bd. Assessments	285	-	-	-	-	-	285
Public Employees' Retire Cont	97,982	-	-	-	-	-	97,982
Social Security Taxes	37,993	-	-	-	-	-	37,993
Worker's Comp. Assess. (WCD)	416	-	-	-	-	-	416
Mass Transit Tax	2,979	-	-	-	-	-	2,979
Flexible Benefits	235,890	-	-	-	-	-	235,890
Other OPE	31,435	-	-	-	-	-	31,435
<b>Total Personal Services</b>	<b>\$903,591</b>	-	-	-	-	-	<b>\$903,591</b>
<b>Services &amp; Supplies</b>							
Employee Training	3,000	-	-	-	-	-	3,000
Office Expenses	3,500	-	-	-	-	-	3,500
Telecommunications	5,000	-	-	-	-	-	5,000
Dues and Subscriptions	3,000	-	-	-	-	-	3,000
Other Services and Supplies	2,500	-	-	-	-	-	2,500
IT Expendable Property	5,500	-	-	-	-	-	5,500
<b>Total Services &amp; Supplies</b>	<b>\$22,500</b>	-	-	-	-	-	<b>\$22,500</b>

\_\_\_\_ Agency Request  
2013-15 Biennium

\_\_\_\_ Governor's Recommended  
Page \_\_\_\_\_

\_\_\_\_ Legislatively Adopted  
Essential and Policy Package Fiscal Impact Summary - BPR013

# PROGRAMS – ADMINISTRATION AND CENTRAL SUPPORT

## ESSENTIAL AND POLICY PACKAGE FISCAL IMPACT SUMMARY

Judicial Dept

Cross Reference Name: Administration and Central Support

Pkg: 208 - Centralization and Analysis Staff Resource Needs

Cross Reference Number: 19800-102-00-00-00000

<i>Description</i>	General Fund	Lottery Funds	Other Funds	Federal Funds	Nonlimited Other Funds	Nonlimited Federal Funds	All Funds
<b>Total Expenditures</b>							
Total Expenditures	926,091	-	-	-	-	-	926,091
<b>Total Expenditures</b>	<b>\$926,091</b>	<b>-</b>	<b>-</b>	<b>-</b>	<b>-</b>	<b>-</b>	<b>\$926,091</b>
<b>Ending Balance</b>							
Ending Balance	-	-	-	-	-	-	-
<b>Total Ending Balance</b>	<b>-</b>	<b>-</b>	<b>-</b>	<b>-</b>	<b>-</b>	<b>-</b>	<b>-</b>
<b>Total Positions</b>							
Total Positions							10
<b>Total Positions</b>	<b>-</b>	<b>-</b>	<b>-</b>	<b>-</b>	<b>-</b>	<b>-</b>	<b>10</b>
<b>Total FTE</b>							
Total FTE							7.14
<b>Total FTE</b>	<b>-</b>	<b>-</b>	<b>-</b>	<b>-</b>	<b>-</b>	<b>-</b>	<b>7.14</b>

\_\_\_\_ Agency Request  
2013-15 Biennium

\_\_\_\_ Governor's Recommended  
Page \_\_\_\_\_

\_\_\_\_ Legislatively Adopted  
Essential and Policy Package Fiscal Impact Summary - BPR013

# PROGRAMS – ADMINISTRATION AND CENTRAL SUPPORT

## ESSENTIAL AND POLICY PACKAGE FISCAL IMPACT SUMMARY

Judicial Dept  
Pkg: 209 - Family Law Program

Cross Reference Name: Administration and Central Support  
Cross Reference Number: 19800-102-00-00-00000

Description	General Fund	Lottery Funds	Other Funds	Federal Funds	Nonlimited Other Funds	Nonlimited Federal Funds	All Funds
<b>Revenues</b>							
General Fund Appropriation	532,574	-	-	-	-	-	532,574
<b>Total Revenues</b>	<b>\$532,574</b>	-	-	-	-	-	<b>\$532,574</b>
<b>Personal Services</b>							
Class/Unclass Sal. and Per Diem	292,530	-	-	-	-	-	292,530
Empl. Rel. Bd. Assessments	105	-	-	-	-	-	105
Public Employees' Retire Cont	57,717	-	-	-	-	-	57,717
Social Security Taxes	22,379	-	-	-	-	-	22,379
Worker's Comp. Assess. (WCD)	153	-	-	-	-	-	153
Mass Transit Tax	1,755	-	-	-	-	-	1,755
Flexible Benefits	89,418	-	-	-	-	-	89,418
Other OPE	18,517	-	-	-	-	-	18,517
<b>Total Personal Services</b>	<b>\$482,574</b>	-	-	-	-	-	<b>\$482,574</b>
<b>Services &amp; Supplies</b>							
Instate Travel	5,500	-	-	-	-	-	5,500
Employee Training	7,000	-	-	-	-	-	7,000
Office Expenses	6,500	-	-	-	-	-	6,500
Telecommunications	6,500	-	-	-	-	-	6,500
Professional Services	7,000	-	-	-	-	-	7,000
Dues and Subscriptions	1,500	-	-	-	-	-	1,500
Other Services and Supplies	4,000	-	-	-	-	-	4,000
Expendable Prop 250 - 5000	6,000	-	-	-	-	-	6,000

\_\_\_\_ Agency Request  
2013-15 Biennium

\_\_\_\_ Governor's Recommended  
Page \_\_\_\_\_

\_\_\_\_ Legislatively Adopted  
Essential and Policy Package Fiscal Impact Summary - BPR013

# PROGRAMS – ADMINISTRATION AND CENTRAL SUPPORT

## ESSENTIAL AND POLICY PACKAGE FISCAL IMPACT SUMMARY

Judicial Dept  
Pkg: 209 - Family Law Program

Cross Reference Name: Administration and Central Support  
Cross Reference Number: 19800-102-00-00-00000

Description	General Fund	Lottery Funds	Other Funds	Federal Funds	Nonlimited Other Funds	Nonlimited Federal Funds	All Funds
<b>Services &amp; Supplies</b>							
IT Expendable Property	6,000	-	-	-	-	-	6,000
<b>Total Services &amp; Supplies</b>	<b>\$50,000</b>	-	-	-	-	-	<b>\$50,000</b>
<b>Total Expenditures</b>							
Total Expenditures	532,574	-	-	-	-	-	532,574
<b>Total Expenditures</b>	<b>\$532,574</b>	-	-	-	-	-	<b>\$532,574</b>
<b>Ending Balance</b>							
Ending Balance	-	-	-	-	-	-	-
<b>Total Ending Balance</b>	-	-	-	-	-	-	-
<b>Total Positions</b>							
Total Positions	-	-	-	-	-	-	3
<b>Total Positions</b>	-	-	-	-	-	-	<b>3</b>
<b>Total FTE</b>							
Total FTE	-	-	-	-	-	-	2.64
<b>Total FTE</b>	-	-	-	-	-	-	<b>2.64</b>

\_\_\_\_ Agency Request  
2013-15 Biennium

\_\_\_\_ Governor's Recommended  
Page \_\_\_\_\_

\_\_\_\_ Legislatively Adopted  
Essential and Policy Package Fiscal Impact Summary - BPR013



# PROGRAMS – ADMINISTRATION AND CENTRAL SUPPORT

## PPDBFISCAL – PICS Package Fiscal Impact Report

11/15/12 REPORT NO.: PPDPFISCAL DEPT. OF ADMIN. SVCS. -- PPDB PICS SYSTEM PAGE 1  
 REPORT: PACKAGE FISCAL IMPACT REPORT 2013-15 PROD FILE  
 AGENCY:19800 JUDICIAL DEPARTMENT PICS SYSTEM: BUDGET PREPARATION  
 SUMMARY XREF:102-00-00 Administration and Central Sup PACKAGE: 206 - Statewide Improvement, Educati

POSITION		CLASS		POS	FTE	MOS	STEP	RATE	GF	OF	FF	LF	AF
NUMBER	CLASS COMP	CLASS NAME		CNT					SAL/OPE	SAL/OPE	SAL/OPE	SAL/OPE	SAL/OPE
6001790	JM J9646 AA	OJD ANALYST 4		1	.88	21.00	02	5,345.00	112,245				112,245
									61,122				61,122
6001791	JM J9646 AA	OJD ANALYST 4		1	.88	21.00	02	5,345.00	112,245				112,245
									61,122				61,122
6001792	JM J9645 AA	OJD ANALYST 3		1	.88	21.00	02	4,618.00	96,978				96,978
									56,942				56,942
TOTAL PICS SALARY									321,468				321,468
TOTAL PICS OPE									179,186				179,186
TOTAL PICS PERSONAL SERVICES =									3	2.64	63.00		500,654

# PROGRAMS – ADMINISTRATION AND CENTRAL SUPPORT

11/15/12 REPORT NO.: PDPFISCAL DEPT. OF ADMIN. SVCS. -- PPDB PICS SYSTEM PAGE 1  
 REPORT: PACKAGE FISCAL IMPACT REPORT 2013-15 PROD FILE  
 AGENCY:19800 JUDICIAL DEPARTMENT PICS SYSTEM: BUDGET PREPARATION  
 SUMMARY XREF:102-00-00 Administration and Central Sup PACKAGE: 207 - Oregon eCourt Technical Operat

POSITION NUMBER	CLASS COMP	CLASS NAME	POS CNT	FTE	MOS	STEP	RATE	GF SAL/OPE	OF SAL/OPE	FF SAL/OPE	LF SAL/OPE	AF SAL/OPE		
6001793	JM J9645 AA	OJD ANALYST 3	1	.88	21.00	02	4,618.00	96,978 56,942				96,978 56,942		
6001794	JM J9645 AA	OJD ANALYST 3	1	.88	21.00	02	4,618.00	96,978 56,942				96,978 56,942		
6001795	JM J9646 AA	OJD ANALYST 4	1	.88	21.00	02	5,345.00	112,245 61,122				112,245 61,122		
6001796	JM J9684 AA	INFORMATION TECHNOLOGY SPEC 3	1	.88	21.00	02	5,345.00	112,245 61,122				112,245 61,122		
6001797	JM J9684 AA	INFORMATION TECHNOLOGY SPEC 3	1	.88	21.00	02	5,345.00	112,245 61,122				112,245 61,122		
6001798	JUA J9683 AA	INFORMATION TECHNOLOGY SPEC 2	1	.88	21.00	02	4,399.00	92,379 54,191				92,379 54,191		
TOTAL PICS SALARY								623,070				623,070		
TOTAL PICS OPE								351,441				351,441		
TOTAL PICS PERSONAL SERVICES =								6	5.28	126.00	974,511			974,511

# PROGRAMS – ADMINISTRATION AND CENTRAL SUPPORT

11/15/12 REPORT NO.: PDPFISCAL DEPT. OF ADMIN. SVCS. -- PPDB PICS SYSTEM PAGE 11  
 REPORT: PACKAGE FISCAL IMPACT REPORT 2013-15 PROD FILE  
 AGENCY:19800 JUDICIAL DEPARTMENT PICS SYSTEM: BUDGET PREPARATION  
 SUMMARY XREF:102-00-00 Administration and Central Sup PACKAGE: 208 - Centralization and Analysis St

POSITION NUMBER	CLASS COMP	CLASS NAME	POS CNT	FTE	MOS	STEP	RATE	GF SAL/OPE	OF SAL/OPE	FF SAL/OPE	LF SAL/OPE	AF SAL/OPE
6001803	JUA J9740 AA	JUDICIAL SERVICES SPECIALIST 3	1	.88	21.00	02	2,700.00	56,700 44,423				56,700 44,423
6001804	JUA J9740 AA	JUDICIAL SERVICES SPECIALIST 3	1	.88	21.00	02	2,700.00	56,700 44,423				56,700 44,423
6001805	JUA J9740 AA	JUDICIAL SERVICES SPECIALIST 3	1	.75	18.00	02	2,700.00	48,600 38,077				48,600 38,077
6001806	JUA J9740 AA	JUDICIAL SERVICES SPECIALIST 3	1	.75	18.00	02	2,700.00	48,600 38,077				48,600 38,077
6001807	JUA J9740 AA	JUDICIAL SERVICES SPECIALIST 3	1	.50	12.00	02	2,700.00	32,400 25,385				32,400 25,385
6001808	JUA J9740 AA	JUDICIAL SERVICES SPECIALIST 3	1	.50	12.00	02	2,700.00	32,400 25,385				32,400 25,385
6001809	JUA J9739 AA	JUDICIAL SERVICES SPECIALIST 2	1	.88	21.00	02	2,451.00	51,471 42,991				51,471 42,991
6001810	JUA J9739 AA	JUDICIAL SERVICES SPECIALIST 2	1	.75	18.00	02	2,451.00	44,118 36,849				44,118 36,849
6001811	JUA J9739 AA	JUDICIAL SERVICES SPECIALIST 2	1	.50	12.00	02	2,451.00	29,412 24,566				29,412 24,566
6001831	JM J9646 AA	OJD ANALYST 4	1	.75	18.00	02	5,345.00	96,210 52,390				96,210 52,390
TOTAL PICS SALARY								496,611				496,611
TOTAL PICS OPE								372,566				372,566
TOTAL PICS PERSONAL SERVICES =								869,177				869,177

# PROGRAMS – ADMINISTRATION AND CENTRAL SUPPORT

11/15/12 REPORT NO.: PDPFISCAL DEPT. OF ADMIN. SVCS. -- PPDB PICS SYSTEM PAGE 1:  
 REPORT: PACKAGE FISCAL IMPACT REPORT 2013-15 PROD FILE  
 AGENCY:19800 JUDICIAL DEPARTMENT PICS SYSTEM: BUDGET PREPARATION  
 SUMMARY XREF:102-00-00 Administration and Central Sup PACKAGE: 209 - Family Law Program

POSITION NUMBER	CLASS COMP	CLASS NAME	POS CNT	FTE	MOS	STEP	RATE	GF SAL/OPE	OF SAL/OPE	FF SAL/OPE	LF SAL/OPE	AF SAL/OPE
6001799	JM J9719 AA	ASSISTANT LEGAL COUNSEL	1	.88	21.00	02	6,188.00	129,948 65,969				129,948 65,969
6001800	JM J9632 AA	MANAGEMENT ASSISTANT 2	1	.88	21.00	02	3,124.00	65,604 48,352				65,604 48,352
6001801	JUA J9645 AA	OJD ANALYST 3	1	.88	21.00	02	4,618.00	96,978 55,451				96,978 55,451
TOTAL PICS SALARY								292,530				292,530
TOTAL PICS OPE								169,772				169,772
TOTAL PICS PERSONAL SERVICES =			3	2.64	63.00			462,302				462,302

# PROGRAMS – ADMINISTRATION AND CENTRAL SUPPORT

## BPR012 – ORBITS Detail of Lottery Funds, Other Funds, and Federal Funds Revenue

### DETAIL OF LOTTERY FUNDS, OTHER FUNDS, AND FEDERAL FUNDS REVENUE

Judicial Dept Agency Number: 19800  
 2013-15 Biennium Cross Reference Number: 19800-102-00-00-00000

Source	2009-11 Actuals	2011-13 Leg Adopted Budget	2011-13 Leg Approved Budget	2013-15 Agency Request Budget	2013-15 Governor's Rec. Budget	2013-15 Leg Adopted Budget
<b>Other Funds</b>						
Business Lic and Fees	94,955	61,567	61,567	-	-	-
Non-business Lic. and Fees	64,549,804	-	-	-	-	-
State Court Fees	78,058,022	-	-	-	-	-
Charges for Services	4,168,636	3,221,342	3,221,342	3,300,000	-	-
Fines and Forfeitures	106,992,836	-	-	-	-	-
General Fund Obligation Bonds	5,420,000	-	-	-	-	-
Interest Income	134,761	-	-	-	-	-
Sales Income	1,044,021	-	-	-	-	-
Donations	502,103	-	-	-	-	-
Other Revenues	8,460,599	-	279,426	-	-	-
Transfer In - Intrafund	23,278,803	134,510	134,510	11,900,000	-	-
Tsfr From Human Svcs, Dept of	1,891,950	1,440,643	1,440,643	1,440,643	-	-
Tsfr From Administrative Svcs	2,064,900	-	-	-	-	-
Tsfr From Justice, Dept of	291,435	361,472	361,472	-	-	-
Tsfr From Revenue, Dept of	21,699,459	-	-	-	-	-
Tsfr From Police, Dept of State	59,973	-	-	-	-	-
Tsfr From Public Def Svcs Comm	2,201,692	426,357	1,663,857	-	-	-
Tsfr From Transportation, Dept	-	175,260	175,260	-	-	-
Transfer Out - Intrafund	(25,468,330)	(2,335,305)	(2,335,305)	(11,900,000)	-	-
Transfer to General Fund	(50,481,181)	-	-	-	-	-
Transfer to Cities	(21,195,993)	-	-	-	-	-
Transfer to Counties	(30,623,787)	-	-	-	-	-
Tsfr To Human Svcs, Dept of	(19,724)	-	-	-	-	-
Tsfr To Revenue, Dept of	(119,287,109)	-	-	-	-	-

\_\_\_\_ Agency Request  
 2013-15 Biennium

\_\_\_\_ Governor's Recommended  
 Page \_\_\_\_\_

\_\_\_\_ Legislatively Adopted  
 Detail of LF, OF, and FF Revenues - BPR012

11.00 x 8.50 in

# PROGRAMS – ADMINISTRATION AND CENTRAL SUPPORT

## DETAIL OF LOTTERY FUNDS, OTHER FUNDS, AND FEDERAL FUNDS REVENUE

Judicial Dept Agency Number: 19800  
 2013-15 Biennium Cross Reference Number: 19800-102-00-00-00000

Source	2009-11 Actuals	2011-13 Leg Adopted Budget	2011-13 Leg Approved Budget	2013-15 Agency Request Budget	2013-15 Governor's Rec. Budget	2013-15 Leg Adopted Budget
<b>Other Funds</b>						
Tsfr To Police, Dept of State	(239,892)	-	-	-	-	-
Tsfr To Public Def Svcs Comm	(3,628,689)	-	-	-	-	-
Tsfr To Oregon Health Authority	(1,236,829)	-	-	-	-	-
Tsfr To OR University System	(332,140)	-	-	-	-	-
Tsfr To Agriculture, Dept of	(150,000)	-	-	-	-	-
Tsfr To Housing and Com Svcs	(429,034)	-	-	-	-	-
<b>Total Other Funds</b>	<b>\$67,821,241</b>	<b>\$3,485,846</b>	<b>\$5,002,772</b>	<b>\$4,740,643</b>	-	-
<b>Federal Funds</b>						
Federal Funds	1,156,901	1,047,391	1,047,391	1,490,080	-	-
<b>Total Federal Funds</b>	<b>\$1,156,901</b>	<b>\$1,047,391</b>	<b>\$1,047,391</b>	<b>\$1,490,080</b>	-	-
<b>Nonlimited Other Funds</b>						
Transfer In - Intrafund	474,483	-	-	-	-	-
Transfer Out - Intrafund	(474,483)	-	-	-	-	-
<b>Total Nonlimited Other Funds</b>	-	-	-	-	-	-

\_\_\_\_ Agency Request  
 2013-15 Biennium

\_\_\_\_ Governor's Recommended  
 Page \_\_\_\_\_

\_\_\_\_ Legislatively Adopted  
 Detail of LF, OF, and FF Revenues - BPR012

# PROGRAMS – ADMINISTRATION AND CENTRAL SUPPORT

## BPR007A – ORBITS Program Unit Appropriated Fund Group and Category Summary

**Judicial Dept**

**Agency Number: 19800**

**Program Unit Appropriated Fund Group and Category Summary**  
 2013-15 Biennium  
 Administration and Central Support

Version: V - 01 - Agency Request Budget  
 Cross Reference Number: 19800-102-00-00-00000

Description	2009-11 Actuals	2011-13 Leg Adopted Budget	2011-13 Leg Approved Budget	2013-15 Agency Request Budget	2013-15 Governor's Rec. Budget	2013-15 Leg Adopted Budget
<b>LIMITED BUDGET (Excluding Packages)</b>						
<b>PERSONAL SERVICES</b>						
General Fund	21,270,018	26,514,118	26,514,118	32,528,150	-	-
Other Funds	30,231,492	4,405,403	4,587,369	5,518,701	-	-
Federal Funds	669,855	317,118	317,118	343,738	-	-
All Funds	52,171,365	31,236,639	31,418,605	38,390,589	-	-
<b>SERVICES &amp; SUPPLIES</b>						
General Fund	18,316,781	17,223,608	17,465,061	17,465,061	-	-
Other Funds	15,174,078	274,414	274,414	274,414	-	-
Federal Funds	429,595	533,495	533,495	533,495	-	-
All Funds	33,920,454	18,031,517	18,272,970	18,272,970	-	-
<b>CAPITAL OUTLAY</b>						
General Fund	980,750	2,213,977	2,213,977	2,213,977	-	-
Other Funds	26,227	515,232	515,232	515,232	-	-
All Funds	1,006,977	2,729,209	2,729,209	2,729,209	-	-
<b>TOTAL LIMITED BUDGET (Excluding Packages)</b>						
General Fund	40,567,549	45,951,703	46,193,156	52,207,188	-	-
Other Funds	45,431,797	5,195,049	5,377,015	6,308,347	-	-
Federal Funds	1,099,450	850,613	850,613	877,233	-	-
All Funds	87,098,796	51,997,365	52,420,784	59,392,768	-	-
<b>AUTHORIZED POSITIONS</b>						
	212	152	152	160	-	-

\_\_\_\_ Agency Request  
 2013-15 Biennium

\_\_\_\_ Governor's Recommended  
 Page \_\_\_\_\_

\_\_\_\_ Legislatively Adopted  
 Program Unit Appropriated Fund and Category Summary- BPR007A

# PROGRAMS – ADMINISTRATION AND CENTRAL SUPPORT

**Judicial Dept**

**Agency Number: 19800**

Program Unit Appropriated Fund Group and Category Summary  
 2013-15 Biennium  
 Administration and Central Support

Version: V - 01 - Agency Request Budget  
 Cross Reference Number: 19800-102-00-00-00000

Description	2009-11 Actuals	2011-13 Leg Adopted Budget	2011-13 Leg Approved Budget	2013-15 Agency Request Budget	2013-15 Governor's Rec. Budget	2013-15 Leg Adopted Budget
<b>AUTHORIZED FTE</b>	202.39	147.25	147.25	157.50	-	-
<b>LIMITED BUDGET (Essential Packages)</b>						
<b>010 NON-PICS PSNL SVC / VACANCY FACTOR</b>						
<b>PERSONAL SERVICES</b>						
General Fund	-	-	-	368,023	-	-
Other Funds	-	-	-	(101,800)	-	-
Federal Funds	-	-	-	731	-	-
All Funds	-	-	-	266,954	-	-
<b>031 STANDARD INFLATION</b>						
<b>SERVICES &amp; SUPPLIES</b>						
General Fund	-	-	-	(943,556)	-	-
Other Funds	-	-	-	3,681	-	-
Federal Funds	-	-	-	14,420	-	-
All Funds	-	-	-	(925,455)	-	-
<b>CAPITAL OUTLAY</b>						
General Fund	-	-	-	53,135	-	-
Other Funds	-	-	-	12,366	-	-
All Funds	-	-	-	65,501	-	-
<b>TOTAL LIMITED BUDGET (Essential Packages)</b>						
General Fund	-	-	-	(522,398)	-	-
Other Funds	-	-	-	(85,753)	-	-

\_\_\_\_ Agency Request  
 2013-15 Biennium

\_\_\_\_ Governor's Recommended  
 Page \_\_\_\_\_

\_\_\_\_ Legislatively Adopted  
 Program Unit Appropriated Fund and Category Summary- BPR007A



# PROGRAMS – ADMINISTRATION AND CENTRAL SUPPORT

**Judicial Dept**

**Agency Number: 19800**

**Program Unit Appropriated Fund Group and Category Summary**  
**2013-15 Biennium**  
**Administration and Central Support**

Version: V - 01 - Agency Request Budget  
 Cross Reference Number: 19800-102-00-00-00000

Description	2009-11 Actuals	2011-13 Leg Adopted Budget	2011-13 Leg Approved Budget	2013-15 Agency Request Budget	2013-15 Governor's Rec. Budget	2013-15 Leg Adopted Budget
Federal Funds	-	-	-	15,151	-	-
All Funds	-	-	-	(593,000)	-	-
<b>LIMITED BUDGET (Current Service Level)</b>						
General Fund	40,567,549	45,951,703	46,193,156	51,684,790	-	-
Other Funds	45,431,797	5,195,049	5,377,015	6,222,594	-	-
Federal Funds	1,099,450	850,613	850,613	892,384	-	-
All Funds	87,098,796	51,997,365	52,420,784	58,799,768	-	-
<b>AUTHORIZED POSITIONS</b>	212	152	152	160	-	-
<b>AUTHORIZED FTE</b>	202.39	147.25	147.25	157.50	-	-
<b>LIMITED BUDGET (Policy Packages)</b>						
<b>PRIORITY 0</b>						
<b>206 STATEWIDE IMPROVEMENT, EDUCATION AND S</b>	<b>S</b>	<b>I</b>				
<b>PERSONAL SERVICES</b>						
General Fund	-	-	-	522,932	-	-
<b>SERVICES &amp; SUPPLIES</b>						
General Fund	-	-	-	36,000	-	-
<b>AUTHORIZED POSITIONS</b>	-	-	-	3	-	-
<b>AUTHORIZED FTE</b>	-	-	-	2.64	-	-
<b>207 OREGON ECOURT TECHNICAL OPERATIONS AN</b>	<b>F</b>	<b>D</b>				
<b>PERSONAL SERVICES</b>						
General Fund	-	-	-	1,017,689	-	-

\_\_\_\_ Agency Request  
 2013-15 Biennium

\_\_\_\_ Governor's Recommended  
 Page \_\_\_\_\_

\_\_\_\_ Legislatively Adopted  
 Program Unit Appropriated Fund and Category Summary- BPR007A

# PROGRAMS – ADMINISTRATION AND CENTRAL SUPPORT

**Judicial Dept**

**Agency Number: 19800**

Program Unit Appropriated Fund Group and Category Summary  
 2013-15 Biennium  
 Administration and Central Support

Version: V - 01 - Agency Request Budget  
 Cross Reference Number: 19800-102-00-00-00000

Description	2009-11 Actuals	2011-13 Leg Adopted Budget	2011-13 Leg Approved Budget	2013-15 Agency Request Budget	2013-15 Governor's Rec. Budget	2013-15 Leg Adopted Budget
<b>SERVICES &amp; SUPPLIES</b>						
General Fund	-	-	-	105,500	-	-
<b>AUTHORIZED POSITIONS</b>	-	-	-	6	-	-
<b>AUTHORIZED FTE</b>	-	-	-	5.28	-	-
<b>208 CENTRALIZATION AND ANALYSIS STAFF RESOU</b>						
<b>PERSONAL SERVICES</b>						
General Fund	-	-	-	903,591	-	-
<b>SERVICES &amp; SUPPLIES</b>						
General Fund	-	-	-	22,500	-	-
<b>AUTHORIZED POSITIONS</b>	-	-	-	10	-	-
<b>AUTHORIZED FTE</b>	-	-	-	7.14	-	-
<b>209 FAMILY LAW PROGRAM</b>						
<b>PERSONAL SERVICES</b>						
General Fund	-	-	-	482,574	-	-
<b>SERVICES &amp; SUPPLIES</b>						
General Fund	-	-	-	50,000	-	-
<b>AUTHORIZED POSITIONS</b>	-	-	-	3	-	-
<b>AUTHORIZED FTE</b>	-	-	-	2.64	-	-
<b>TOTAL LIMITED BUDGET (Policy Packages)</b>						
General Fund	-	-	-	3,140,786	-	-
<b>AUTHORIZED POSITIONS</b>	-	-	-	22	-	-

\_\_\_\_ Agency Request  
 2013-15 Biennium

\_\_\_\_ Governor's Recommended  
 Page \_\_\_\_\_

\_\_\_\_ Legislatively Adopted  
 Program Unit Appropriated Fund and Category Summary- BPR007A

# PROGRAMS – ADMINISTRATION AND CENTRAL SUPPORT

**Judicial Dept**

**Agency Number: 19800**

**Program Unit Appropriated Fund Group and Category Summary**  
**2013-15 Biennium**  
**Administration and Central Support**

Version: V - 01 - Agency Request Budget  
 Cross Reference Number: 19800-102-00-00-00000

Description	2009-11 Actuals	2011-13 Leg Adopted Budget	2011-13 Leg Approved Budget	2013-15 Agency Request Budget	2013-15 Governor's Rec. Budget	2013-15 Leg Adopted Budget
<b>AUTHORIZED FTE</b>	-	-	-	17.70	-	-
<b>TOTAL LIMITED BUDGET (Including Packages)</b>						
General Fund	40,567,549	45,951,703	46,193,156	54,825,576	-	-
Other Funds	45,431,797	5,195,049	5,377,015	6,222,594	-	-
Federal Funds	1,099,450	850,613	850,613	892,384	-	-
All Funds	87,098,796	51,997,365	52,420,784	61,940,554	-	-
<b>AUTHORIZED POSITIONS</b>	212	152	152	182	-	-
<b>AUTHORIZED FTE</b>	202.39	147.25	147.25	175.20	-	-
<b>OPERATING BUDGET</b>						
General Fund	40,567,549	45,951,703	46,193,156	54,825,576	-	-
Other Funds	45,431,797	5,195,049	5,377,015	6,222,594	-	-
Federal Funds	1,099,450	850,613	850,613	892,384	-	-
All Funds	87,098,796	51,997,365	52,420,784	61,940,554	-	-
<b>AUTHORIZED POSITIONS</b>	212	152	152	182	-	-
<b>AUTHORIZED FTE</b>	202.39	147.25	147.25	175.20	-	-
<b>CAPITAL IMPROVEMENT (Excluding Packages)</b>						
<b>CAPITAL OUTLAY</b>						
Other Funds	-	-	97,460	97,460	-	-
<b>TOTAL CAPITAL IMPROVEMENT (Excluding Package</b>						
Other Funds	-	-	97,460	97,460	-	-
<b>CAPITAL IMPROVEMENT (Essential Packages)</b>						

\_\_\_\_ Agency Request  
 2013-15 Biennium

\_\_\_\_ Governor's Recommended  
 Page \_\_\_\_\_

\_\_\_\_ Legislatively Adopted  
 Program Unit Appropriated Fund and Category Summary- BPR007A

# PROGRAMS – ADMINISTRATION AND CENTRAL SUPPORT

**Judicial Dept**

**Agency Number: 19800**

**Program Unit Appropriated Fund Group and Category Summary**  
**2013-15 Biennium**  
**Administration and Central Support**

Version: V - 01 - Agency Request Budget  
 Cross Reference Number: 19800-102-00-00-00000

Description	2009-11 Actuals	2011-13 Leg Adopted Budget	2011-13 Leg Approved Budget	2013-15 Agency Request Budget	2013-15 Governor's Rec. Budget	2013-15 Leg Adopted Budget
<b>022 PHASE-OUT PGM &amp; ONE-TIME COSTS</b>						
<b>CAPITAL OUTLAY</b>						
Other Funds	-	-	-	(97,460)	-	-
<b>TOTAL CAPITAL IMPROVEMENT (Essential Package:</b>						
Other Funds	-	-	-	(97,460)	-	-
<b>CAPITAL IMPROVEMENT (Current Service Level)</b>						
Other Funds	-	-	97,460	-	-	-
<b>TOTAL CAPITAL IMPROVEMENT (Including Package</b>						
Other Funds	-	-	97,460	-	-	-
<b>TOTAL BUDGET</b>						
General Fund	40,567,549	45,951,703	46,193,156	54,825,576	-	-
Other Funds	45,431,797	5,195,049	5,474,475	6,222,594	-	-
Federal Funds	1,099,450	850,613	850,613	892,384	-	-
All Funds	87,098,796	51,997,365	52,518,244	61,940,554	-	-
<b>AUTHORIZED POSITIONS</b>	212	152	152	182	-	-
<b>AUTHORIZED FTE</b>	202.39	147.25	147.25	175.20	-	-

\_\_\_\_ Agency Request  
 2013-15 Biennium

\_\_\_\_ Governor's Recommended  
 Page \_\_\_\_\_

\_\_\_\_ Legislatively Adopted  
 Program Unit Appropriated Fund and Category Summary- BPR007A

# PROGRAMS – JUDICIAL COMPENSATION

## Judicial Compensation

The Judicial Compensation budget reflects the resources necessary for the compensation of elected judicial officers. Under the provisions of Article 7, section 1, of the Oregon Constitution, the compensation of judges "... shall not be diminished during the term for which they are elected." The budget provides biennial resources for the 191 elected judicial officer positions. The number of elected judicial officers within each jurisdictional level is specified in statute<sup>1</sup>. HB 4026 (2012 Legislative Session) adds three Court of Appeals judges effective October 1, 2013. This will bring the total Court of Appeals judges to 13 and the total number of elected judicial officer positions statewide to 194.

The salary levels for elected judicial officers are specified in ORS chapter 292. As of the January 2012 judicial salary survey completed by the National Center for State Courts, the cost-of-living adjusted rankings for Oregon judges were: Supreme Court – 45<sup>th</sup> of 51 jurisdictions, including the District of Columbia; Court of Appeals – 36<sup>th</sup> of 39 jurisdictions; and Circuit Court – 45<sup>th</sup> of 51 jurisdictions, including the District of Columbia. The Chief Justice’s Recommended Budget includes Policy Option Package No. 212 requesting funding to increase judicial compensation to 2008 Public Officials Compensation Commission (POCC) recommended levels, adjusted for the Consumer Price Index (CPI). The package includes \$12,187,957 for this purpose, assuming a July 1, 2013, effective date. The increase would improve Oregon’s ranking for judicial compensation to 29<sup>th</sup> for the Supreme Court and 22<sup>nd</sup> for circuit courts. The request also reflects the need for greater parity based on the compensation levels of the state attorneys (e.g., Attorney General’s Office and public defenders) who appear before them. Often a judge may be the least-paid lawyer in the courtroom. For example, as of January 1, 2013, a senior, nonsupervisory attorney in the Attorney General’s Office makes \$128,604.

<u>Judicial Position</u>	<u>(ORS CH 292)</u> <u>Current Salary</u>	<u>POCC</u> <u>Recommended</u> <u>(Oct. 2008)</u>	<u>Proposed</u> <u>Salary*</u> <u>(July 2013)</u>
Circuit Judge	\$114,468	\$132,000	\$137,595
Tax Court Judge	\$118,164	\$135,000	\$140,723
Crt of Appeals Judge	\$122,820	\$138,000	\$143,850
Sprme Crt Justice/COA presiding judge	\$125,688	\$139,800	\$145,726
Chief Justice	\$128,556	\$145,800	\$151,980
*Adjusts the POCC recommended salaries for annual cpi increases 2009-11 at a cumulative change of approximately 4.27% using the Portland - Salem, OR-WA Consumer Price Index for All Urban Consumers for All Items as published by the Bureau of Labor and Statistics of the U.S. Dept of Labor.			

<sup>1</sup> ORS 2.010 (Supreme Court – 7); ORS 2.540 (Court of Appeals – 10); ORS 3.012 (Circuit Court – 173); and ORS 305.452 (Tax Court – 1)

## PROGRAMS – JUDICIAL COMPENSATION

---

### **Current Service Level**

The Current Service Level (CSL) reflects current salaries along with estimated benefit factors for all other payroll expenses. The CSL totals \$67.8 million (General Fund). This reflects a \$3.1 million (4.6 percent) increase over the 2011-13 Legislatively Approved Budget. This level of funding allows the Oregon Judicial Department (OJD) to provide the current level of compensation for the elected judicial officers during the 2013-15 biennium.

### **Chief Justice's Recommended Budget**

The Chief Justice's Recommended Budget for the 2013-15 biennium totals \$81.0 million (General Fund). This amount includes policy packages totaling \$13.2 million and representing major policy issues as follows:

**Policy Option Package - 211:** Provides General Fund appropriation of \$1.0 million to support the compensation of the new three-member Court of Appeals Panel approved in the February 2012 Legislative Session. Within the Judicial Compensation budget structure, the package consists entirely of Personal Services expenditures and creates three new positions (2.64 FTE). The package also requests additional appropriation within the Appellate/Tax Courts budget structure for staffing to support these new judges. This will include 8.64 FTE at a proposed cost of \$2.0 million. These needs and amounts were documented in the fiscal impact statement that accompanied passage of the legislation.

**Policy Option Package - 212:** As discussed under the main heading, this package provides General Fund appropriation of \$12.2 million in increased compensation for the appellate, tax, and circuit court judges. The package consists entirely of Personal Services expenditures for existing positions and FTE.

# PROGRAMS – JUDICIAL COMPENSATION

---

## Judicial Compensation Budget Summary

	2009-11 Actual Expenditures	2011-13 Legislatively Approved Budget	2013-15 Current Service Level (CSL)	2013-15 Chief Justice's Recommended*
General Fund	\$59,375,887	\$64,740,982	\$67,827,704	\$80,997,543
Other Funds				
Federal Funds				
Non-limited (Other)				
<b>TOTAL – ALL FUNDS</b>	<b>\$59,375,887</b>	<b>\$64,740,982</b>	<b>\$67,827,704</b>	<b>\$80,997,543</b>
Positions	191	191	191	194
FTE	191.00	191.00	191.00	193.64

\* Includes CSL and all policy option packages.

# PROGRAMS – JUDICIAL COMPENSATION

---

## Essential Packages

### Purpose

The essential packages present budget adjustments needed to bring the legislatively approved budget to Current Service Level (CSL), the calculated cost of continuing legislatively approved programs into the 2013-15 biennium. This level of funding allows the Oregon Judicial Department (OJD) to provide the current level of compensation for the elected judicial officers during the 2013-15 biennium.

### Staffing Impact

The essential packages for Judicial Compensation do not impact staffing.

### Revenue Source

No essential package amounts are included in the Judicial Compensation summary cross-reference structure. The potential adjustment is only for Non-PICS Personal Service costs related to Mass Transit Tax in counties where this is a component. The amount required for this was included in the Trial Court Operations and Appellate/Tax Operations portions of the budget.

### 010 Non-PICS Personal Service Adjustments

Non-PICS Personal Service adjustments for Judicial Compensation is \$188,788.

### 021 Phase-In

The Judicial Compensation budget has no phase-in items.

### 022 Phase-Out Program and One-Time Costs

The Judicial Compensation budget has no phased-out programs or costs.



## **PROGRAMS – JUDICIAL COMPENSATION**

---

### **031 Inflation and Price List Adjustments**

The Judicial Compensation budget has no inflation or price list adjustments.

### **040 Mandated Caseload**

The Judicial Compensation budget has no mandated caseload.

### **050 Fund Shifts**

The Judicial Compensation budget has no fund shifts.

### **060 Technical Adjustments**

The Judicial Compensation budget has no technical shifts.

# PROGRAMS – JUDICIAL COMPENSATION

---

## *Policy Option Package: 211 – 2012 Legislatively Approved Court of Appeals Panel*

**Companion Package:** No

### **Purpose**

During the 2012 Legislative Session, HB 4026 (ch 87, Or Laws 2012) was passed, which amended ORS 2.540, increasing the number of Court of Appeals judgeships from 10 to 13. Amendments to ORS 2.540 become operative on October 1, 2013. This package requests the judicial compensation and support staff for the new three-judge panel as provided in the fiscal impact statement accompanying the legislation.

### **How Achieved**

The package provides funding for judicial compensation for three new Court of Appeals judges, starting October 1, 2013. It also provides support staffing and Services and Supplies budget for the new panel.

### **Staffing Impact**

12 positions, 11.28 FTE:

- |                                  |             |          |                    |
|----------------------------------|-------------|----------|--------------------|
| • Judge – Court of Appeals       | 3 positions | 2.64 FTE | phase in 10/1/2013 |
| • Appellate Staff Attorney       | 2 positions | 1.92 FTE | phase in 8/1/2013  |
| • Law Clerk                      | 5 positions | 4.80 FTE | phase in 8/1/2013  |
| • Judicial Services Specialist 3 | 2 positions | 1.92 FTE | phase in 8/1/2013  |

### **Revenue Source**

\$ 2,987,936 – General Funds

# PROGRAMS – JUDICIAL COMPENSATION

---

## *Policy Option Package: 212 – 2012 Judicial Compensation*

**Companion Package:** No; however, Legislative Concept 424 (to be assigned a House Bill number when introduced) will provide the statutory bill vehicle to make judicial compensation increases.

### **Purpose**

This package is intended to fund increases in judicial compensation equal to those recommended by the 2008 Public Officials Compensation Commission (POCC) and includes annual Oregon Consumer Price Index (CPI) increases from 2009. Oregon ranks 45<sup>th</sup> out of the states for judicial salaries for circuit court judges, 36<sup>th</sup> out of the 39 for Court of Appeals judges, and 45<sup>th</sup> for Supreme Court justices based on a 2012 study by the National Center for State Courts. To create a more fair and equitable compensation system, the Oregon Judicial Department (OJD) is recommending implementation of the POCC study standards, along with a CPI increase from the study date through 2011. This proposed increase would only move judicial salaries for circuit court judges to 22<sup>nd</sup> in comparison to other states (Supreme Court justices to 29<sup>th</sup>) in terms of salary levels (see [judicial compensation table](#) on page 283).

### **How Achieved**

The package provides funding salary increases for judges, starting July 1, 2013.

### **Staffing Impact**

None.

### **Revenue Source**

\$ 12,187,957 – General Funds

## PROGRAMS – JUDICIAL COMPENSATION

---

*[This page intentionally left blank.]*

# PROGRAMS – JUDICIAL COMPENSATION

***ORBITS and PICS Reports***

**BPR013 – ORBITS Essential and Policy Package Fiscal Impact Summary**

**ESSENTIAL AND POLICY PACKAGE FISCAL IMPACT SUMMARY**

Judicial Dept	Cross Reference Name: Judicial Compensation
Pkg: 010 - Non-PICS Psnl Svc / Vacancy Factor	Cross Reference Number: 19800-010-00-00-00000

Description	General Fund	Lottery Funds	Other Funds	Federal Funds	Nonlimited Other Funds	Nonlimited Federal Funds	All Funds
<b>Revenues</b>							
General Fund Appropriation	188,788	-	-	-	-	-	188,788
<b>Total Revenues</b>	<b>\$188,788</b>	-	-	-	-	-	<b>\$188,788</b>
<b>Personal Services</b>							
Mass Transit Tax	188,788	-	-	-	-	-	188,788
<b>Total Personal Services</b>	<b>\$188,788</b>	-	-	-	-	-	<b>\$188,788</b>
<b>Total Expenditures</b>							
Total Expenditures	188,788	-	-	-	-	-	188,788
<b>Total Expenditures</b>	<b>\$188,788</b>	-	-	-	-	-	<b>\$188,788</b>
<b>Ending Balance</b>							
Ending Balance	-	-	-	-	-	-	-
<b>Total Ending Balance</b>	<b>-</b>	<b>-</b>	<b>-</b>	<b>-</b>	<b>-</b>	<b>-</b>	<b>-</b>

\_\_\_\_ Agency Request  
2013-15 Biennium

\_\_\_\_ Governor's Recommended  
Page \_\_\_\_\_

\_\_\_\_ Legislatively Adopted  
Essential and Policy Package Fiscal Impact Summary - BPR013

# PROGRAMS – JUDICIAL COMPENSATION

## ESSENTIAL AND POLICY PACKAGE FISCAL IMPACT SUMMARY

Judicial Dept  
 Pkg: 211 - 2012 Legislative Session Court of Appeals Panel

Cross Reference Name: Judicial Compensation  
 Cross Reference Number: 19800-010-00-00-00000

Description	General Fund	Lottery Funds	Other Funds	Federal Funds	Nonlimited Other Funds	Nonlimited Federal Funds	All Funds
<b>Revenues</b>							
General Fund Appropriation	981,882	-	-	-	-	-	981,882
<b>Total Revenues</b>	<b>\$981,882</b>	-	-	-	-	-	<b>\$981,882</b>
<b>Personal Services</b>							
Class/Unclass Sal. and Per Diem	644,805	-	-	-	-	-	644,805
Public Employees' Retire Cont	189,249	-	-	-	-	-	189,249
Social Security Taxes	47,694	-	-	-	-	-	47,694
Worker's Comp. Assess. (WCD)	153	-	-	-	-	-	153
Flexible Benefits	99,981	-	-	-	-	-	99,981
<b>Total Personal Services</b>	<b>\$981,882</b>	-	-	-	-	-	<b>\$981,882</b>
<b>Total Expenditures</b>							
Total Expenditures	981,882	-	-	-	-	-	981,882
<b>Total Expenditures</b>	<b>\$981,882</b>	-	-	-	-	-	<b>\$981,882</b>
<b>Ending Balance</b>							
Ending Balance	-	-	-	-	-	-	-
<b>Total Ending Balance</b>	-	-	-	-	-	-	-
<b>Total Positions</b>							
Total Positions	-	-	-	-	-	-	3
<b>Total Positions</b>	-	-	-	-	-	-	<b>3</b>

\_\_\_\_ Agency Request  
 2013-15 Biennium

\_\_\_\_ Governor's Recommended  
 Page \_\_\_\_\_

\_\_\_\_ Legislatively Adopted  
 Essential and Policy Package Fiscal Impact Summary - BPR013

# PROGRAMS – JUDICIAL COMPENSATION

---

## ESSENTIAL AND POLICY PACKAGE FISCAL IMPACT SUMMARY

Judicial Dept  
 Pkg: 211 - 2012 Legislative Session Court of Appeals Panel

Cross Reference Name: Judicial Compensation  
 Cross Reference Number: 19800-010-00-00-00000

<i>Description</i>	General Fund	Lottery Funds	Other Funds	Federal Funds	Nonlimited Other Funds	Nonlimited Federal Funds	All Funds
<b>Total FTE</b>							
Total FTE							2.64
<b>Total FTE</b>	-	-	-	-	-	-	<b>2.64</b>

\_\_\_\_ Agency Request  
 2013-15 Biennium

\_\_\_\_ Governor's Recommended  
 Page \_\_\_\_\_

\_\_\_\_ Legislatively Adopted  
 Essential and Policy Package Fiscal Impact Summary - BPR013

# PROGRAMS – JUDICIAL COMPENSATION

## ESSENTIAL AND POLICY PACKAGE FISCAL IMPACT SUMMARY

Judicial Dept  
Pkg: 212 - Judicial Compensation

Cross Reference Name: Judicial Compensation  
Cross Reference Number: 19800-010-00-00-00000

Description	General Fund	Lottery Funds	Other Funds	Federal Funds	Nonlimited Other Funds	Nonlimited Federal Funds	All Funds
<b>Revenues</b>							
General Fund Appropriation	12,187,957	-	-	-	-	-	12,187,957
<b>Total Revenues</b>	<b>\$12,187,957</b>	<b>-</b>	<b>-</b>	<b>-</b>	<b>-</b>	<b>-</b>	<b>\$12,187,957</b>
<b>Personal Services</b>							
Other OPE	12,187,957	-	-	-	-	-	12,187,957
<b>Total Personal Services</b>	<b>\$12,187,957</b>	<b>-</b>	<b>-</b>	<b>-</b>	<b>-</b>	<b>-</b>	<b>\$12,187,957</b>
<b>Total Expenditures</b>							
Total Expenditures	12,187,957	-	-	-	-	-	12,187,957
<b>Total Expenditures</b>	<b>\$12,187,957</b>	<b>-</b>	<b>-</b>	<b>-</b>	<b>-</b>	<b>-</b>	<b>\$12,187,957</b>
<b>Ending Balance</b>							
Ending Balance	-	-	-	-	-	-	-
<b>Total Ending Balance</b>	<b>-</b>	<b>-</b>	<b>-</b>	<b>-</b>	<b>-</b>	<b>-</b>	<b>-</b>

\_\_\_\_ Agency Request  
2013-15 Biennium

\_\_\_\_ Governor's Recommended  
Page \_\_\_\_\_

\_\_\_\_ Legislatively Adopted  
Essential and Policy Package Fiscal Impact Summary - BPR013



# PROGRAMS – JUDICIAL COMPENSATION

**BPR007A – ORBITS Program Unit Appropriated Fund Group and Category Summary**

*Judicial Dept*

*Agency Number: 19800*

Program Unit Appropriated Fund Group and Category Summary  
2013-15 Biennium  
Judicial Compensation

Version: V - 01 - Agency Request Budget  
Cross Reference Number: 19800-010-00-00-00000

Description	2009-11 Actuals	2011-13 Leg Adopted Budget	2011-13 Leg Approved Budget	2013-15 Agency Request Budget	2013-15 Governor's Rec. Budget	2013-15 Leg Adopted Budget
<b>LIMITED BUDGET (Excluding Packages)</b>						
<b>PERSONAL SERVICES</b>						
General Fund	59,375,887	62,872,712	64,740,982	67,638,916	-	-
<b>SERVICES &amp; SUPPLIES</b>						
General Fund	19,753	-	-	-	-	-
<b>TOTAL LIMITED BUDGET (Excluding Packages)</b>						
General Fund	59,395,640	62,872,712	64,740,982	67,638,916	-	-
<b>AUTHORIZED POSITIONS</b>	191	191	191	191	-	-
<b>AUTHORIZED FTE</b>	191.00	191.00	191.00	191.00	-	-
<b>LIMITED BUDGET (Essential Packages)</b>						
<b>010 NON-PICS PSNL SVC / VACANCY FACTOR</b>						
<b>PERSONAL SERVICES</b>						
General Fund	-	-	-	188,788	-	-
<b>TOTAL LIMITED BUDGET (Essential Packages)</b>						
General Fund	-	-	-	188,788	-	-
<b>LIMITED BUDGET (Current Service Level)</b>						
General Fund	59,395,640	62,872,712	64,740,982	67,827,704	-	-
<b>AUTHORIZED POSITIONS</b>	191	191	191	191	-	-
<b>AUTHORIZED FTE</b>	191.00	191.00	191.00	191.00	-	-
<b>LIMITED BUDGET (Policy Packages)</b>						
<b>PRIORITY 0</b>						

\_\_\_\_ Agency Request  
2013-15 Biennium

\_\_\_\_ Governor's Recommended  
Page \_\_\_\_\_

\_\_\_\_ Legislatively Adopted  
Program Unit Appropriated Fund and Category Summary- BPR007A

# PROGRAMS – JUDICIAL COMPENSATION

**Judicial Dept**

**Agency Number: 19800**

Program Unit Appropriated Fund Group and Category Summary  
 2013-15 Biennium  
 Judicial Compensation

Version: V - 01 - Agency Request Budget  
 Cross Reference Number: 19800-010-00-00-00000

Description	2009-11 Actuals	2011-13 Leg Adopted Budget	2011-13 Leg Approved Budget	2013-15 Agency Request Budget	2013-15 Governor's Rec. Budget	2013-15 Leg Adopted Budget			
<b>211 2012 LEGISLATIVE SESSION COURT OF APPEAL</b>									
<b>PERSONAL SERVICES</b>									
General Fund	-	-	-	981,882	-	-			
<b>AUTHORIZED POSITIONS</b>	-	-	-	3	-	-			
<b>AUTHORIZED FTE</b>	-	-	-	2.64	-	-			
<b>212 JUDICIAL COMPENSATION</b>									
<b>PERSONAL SERVICES</b>									
General Fund	-	-	-	12,187,957	-	-			
<b>TOTAL LIMITED BUDGET (Policy Packages)</b>									
General Fund	-	-	-	13,169,839	-	-			
<b>AUTHORIZED POSITIONS</b>	-	-	-	3	-	-			
<b>AUTHORIZED FTE</b>	-	-	-	2.64	-	-			
<b>TOTAL LIMITED BUDGET (Including Packages)</b>									
General Fund	59,395,640	62,872,712	64,740,982	80,997,543	-	-			
<b>AUTHORIZED POSITIONS</b>	191	191	191	194	-	-			
<b>AUTHORIZED FTE</b>	191.00	191.00	191.00	193.64	-	-			
<b>OPERATING BUDGET</b>									
General Fund	59,395,640	62,872,712	64,740,982	80,997,543	-	-			
<b>AUTHORIZED POSITIONS</b>	191	191	191	194	-	-			
<b>AUTHORIZED FTE</b>	191.00	191.00	191.00	193.64	-	-			
<b>TOTAL BUDGET</b>									
<table style="width: 100%; border: none;"> <tr> <td style="width: 33%; border: none;"> <input type="checkbox"/> Agency Request                      2013-15 Biennium                 </td> <td style="width: 33%; border: none; text-align: center;"> <input type="checkbox"/> Governor's Recommended                      Page _____                 </td> <td style="width: 33%; border: none; text-align: right;"> <input type="checkbox"/> Legislatively Adopted                      Program Unit Appropriated Fund and Category Summary- BPR007A                 </td> </tr> </table>							<input type="checkbox"/> Agency Request 2013-15 Biennium	<input type="checkbox"/> Governor's Recommended Page _____	<input type="checkbox"/> Legislatively Adopted Program Unit Appropriated Fund and Category Summary- BPR007A
<input type="checkbox"/> Agency Request 2013-15 Biennium	<input type="checkbox"/> Governor's Recommended Page _____	<input type="checkbox"/> Legislatively Adopted Program Unit Appropriated Fund and Category Summary- BPR007A							

# PROGRAMS – JUDICIAL COMPENSATION

---

*Judicial Dept*

*Agency Number: 19800*

Program Unit Appropriated Fund Group and Category Summary

Version: V - 01 - Agency Request Budget

2013-15 Biennium

Cross Reference Number: 19800-010-00-00-00000

Judicial Compensation

Description	<i>2009-11 Actuals</i>	<i>2011-13 Leg Adopted Budget</i>	<i>2011-13 Leg Approved Budget</i>	<i>2013-15 Agency Request Budget</i>	<i>2013-15 Governor's Rec. Budget</i>	<i>2013-15 Leg Adopted Budget</i>
General Fund	59,395,640	62,872,712	64,740,982	80,997,543	-	-
<b>AUTHORIZED POSITIONS</b>	191	191	191	194	-	-
<b>AUTHORIZED FTE</b>	191.00	191.00	191.00	193.64	-	-

\_\_\_\_ Agency Request  
2013-15 Biennium

\_\_\_\_ Governor's Recommended  
Page \_\_\_\_\_

\_\_\_\_ Legislatively Adopted  
Program Unit Appropriated Fund and Category Summary- BPR007A

## PROGRAMS – JUDICIAL COMPENSATION

---

*[This page intentionally left blank.]*

# PROGRAMS – OREGON eCOURT

---

## Oregon eCourt

The Oregon Judicial Department’s (OJD) existing case and financial management systems (OJIN / FIAS) are more than 25 years old. They do not meet the changing business needs of the state courts, the public safety community, and the public. These systems are increasingly difficult and expensive to support and maintain.

The Oregon eCourt Program is a comprehensive business transformation and service delivery initiative, launched in 2008. It encompasses the Appellate Courts (Supreme Court and Court of Appeals), the Tax Court, and the circuit courts. When completed in 2017, the program will carry out the vision to give all of OJD, but particularly the courts and judges, the tools they need to provide just, prompt, and safe resolution of civil disputes; to improve public safety and the quality of life in our communities; and to improve the lives of children and families in crisis.

Specifically, Oregon eCourt will

- Improve the ability of the courts to solve disputes more quickly, make better decisions, and improve safety and quality of life for Oregonians;
- Improve public access to court services and information;
- Improve data sharing throughout the public safety and criminal justice community;
- Streamline the operational functions of the court system;
- Provide improved sentencing decision support;
- Provide the ability to view and analyze data at the person level rather than just the case level;
- Provide data to measure and manage performance; and
- Migrate towards a paper-on-demand solution.

### Background

The Oregon eCourt Program officially began in February 2008 after the Legislature accepted the OJD Oregon eCourt Business Case and provided funds to begin planning the projects. At that time, the Program was pursuing a “best of breed” strategy for the trial court implementation and was implementing the second phase of the Appellate Case Management System.

## PROGRAMS – OREGON eCOURT

---

An early decision was to select electronic content management (ECM) as the first component, to help with the huge amount of paper handling required in the courts. OJD handles about 50 million pieces of paper each year, and the Multnomah County court receives paper that would be a stack of approximately eight feet in height every working day.

In February 2010, the Chief Justice and Oregon eCourt Sponsors agreed to change the direction of the program from a “best of breed” approach to a “single solution provider” (SSP) approach. The SSP strategy was to find a single solution provider that would (a) provide a solution with key components already integrated, (b) meet the additional functionality requirements specified in the issued request for proposal (RFP), and (c) provide an integration backbone to allow OJD to share information directly with its justice partners. OJD selected a vendor from that process in December 2010, and in May 2011, executed the full statement of work with Tyler Technologies to install its Odyssey product and meet the requirements of the RFP. The system is based on web browser and advanced relational database technology.

The components of the integrated Odyssey solution are similar to the components specified in the “best of breed” approach. Purchasing a preintegrated “off the shelf” system saves a great deal of time and money over a “best of breed”/integration approach.

**Enterprise Content Management (ECM):** ECM is a key element supporting a new case management system and other business process changes. ECM allows for the development of new business processes and workflows within the trial courts and dramatically increases the availability of documents and information to the court, judicial partners, and the public. OJD selected the OnBase document management system and implemented the system in five pilot courts. All OnBase documents are being converted to the new Odyssey system.

**Case Management System (CMS):** Odyssey will replace the existing Oregon Judicial Information Network (OJIN) system in all of the trial courts across the state and the Tax Court. The new solution is a person-based system, meaning the information is organized around parties in a case, rather than the case itself. This improves tracking of individuals across cases, improves the ability to search for information, and improves the safety of the court by tracking warrants and other information across county and case boundaries.

**Financial Management System (FMS):** The FMS component of Odyssey replaces the current financial system that supports court financial management and is integrated into the state’s accounting system. It is the OJD revenue journal and fiduciary trust system. Some of the features include cashiering, electronic payment, funds distribution, accounts receivable, accounts payable, and general ledger.

**Web Portal:** OJD initiated the development of a “virtual courthouse” several years ago when it implemented a statewide videoconferencing system. This system is installed in over 70 locations and enables video arraignment, reduces travel and transport expenses, and improves public safety by keeping potentially violent offenders in custody during hearings. A key element of the Oregon eCourt effort is the creation of a sophisticated, central web portal that augments the existing “virtual courthouse” by allowing court stakeholders, case participants, and the public to conduct a significant portion of their court business online, without requiring them to travel to a courthouse.

## PROGRAMS – OREGON eCOURT

---

**eFiling – Odyssey File and Serve and TurboCourt:** The Odyssey File and Serve application allows the Oregon State Bar, district attorneys, and professional *pro se* litigants to follow a simple step-by-step process for electronic filing. The eFiling component has an electronic service option and electronic payment service and is fully integrated with the Odyssey CMS. For nonprofessional eFilers, TurboCourt (interactive intelligent forms) will provide document assembly services that assure legibility, completeness, and accuracy of *pro se* filings. eFiling will be accessible through the Oregon eCourt web page and eventually allow participants to be served electronically and receive notices, updates, and schedules by email.

**Decision Support System (DSS):** At a later date, OJD will design, with Tyler, data management functions that will collect, transform, analyze, access, and report information kept in Odyssey that supports the court, as well as select information available from public and private stakeholders and providers. The various solutions will incorporate the needs of judges, trial court administrators, court managers, and the Office of the State Court Administrator (OSCA) into a single strategy for analyzing information useful for judicial and management decisions. The data from the DSS will support and integrate Odyssey systems into decision-making tools for judges, trial courts, problem-solving courts, and court management. The DSS will provide the courts and OSCA with performance measure tracking, dashboard and management reporting, decision support, and sentencing support. This will be developed after the functionality of Odyssey can be evaluated for use in this design.

The Oregon eCourt Program is composed of three major efforts, working in concert to provide a consistent, comprehensive solution for Oregon circuit courts:

- **Program Management Office** is responsible for project management, contract administration, requirements management, deliverable review and approvals, testing, and implementation activities. The program is managed to industry standards defined by the Project Management Institute and includes internal quality management and an independent external quality assurance contractor.
- **Organizational Change Management Program** is responsible for business process improvement, organizational change, and training. The Oregon eCourt Program is more of a business transformation project than a technical implementation. This means managing the change related to new business processes, ensuring clear communication, and completing training for every court staff and judge are of high importance.
- **Infrastructure Management Program** ensures high system reliability and secure data management. This program includes a redundant virtual server infrastructure in the Anderson Readiness Center, a high availability failover system in Douglas County, and is designed with redundant loop network architecture. The program also includes the Enterprise Information Security Office to manage security policy and infrastructure.

### Implementation

OJD completed the installation of the OnBase ECM system under the “best of breed” approach in June of 2010. This system provides document management and limited workflow capabilities to five pilot courts: Yamhill, Crook, Jefferson, Jackson, and Multnomah circuit courts. Currently, over 575,000 documents are managed in the OnBase system. These systems have been implemented and now require General Fund operational support.

## PROGRAMS – OREGON eCOURT

---

Separate from the Odyssey Case Management software, OJD purchased and installed a new Appellate Case Management System using LT Court Tech's C-Track product. This project provided a new electronic case management/electronic content management system for the Oregon Supreme Court and the Oregon Court of Appeals. It provides electronic filing and payments and access to case information over the Internet for the public and for OJD staff outside the appellate area. These systems have been implemented and now require operational General Fund support.

Implementation of the statewide Odyssey system for trial courts began in June 2012 with the “go-live” of the Yamhill County pilot court. Implementation will be completed in several early adopter courts by the end of the 2011-13 biennium. These courts are in Crook/Jefferson Counties, Linn County, and Jackson County. Implementation of the Oregon eCourt Program across the state will continue through the 2013-15 biennium and into the 2015-17 biennium. Operational General Fund support for these implementations will be required when full trial court and Tax Court implementation has been completed in the 2015-17 biennium.

<u>Calendar Quarter</u>	<u>Circuit/Tax Courts</u>
3 <sup>rd</sup> quarter 2013	Clatsop, Columbia, Tillamook
1 <sup>st</sup> quarter 2014	Benton, Polk
2 <sup>nd</sup> quarter 2014	Multnomah
4 <sup>th</sup> quarter 2014	Douglas, Josephine, Marion
1 <sup>st</sup> quarter 2015	Lane, Lincoln
2 <sup>nd</sup> quarter 2015	Deschutes, Klamath, Lake
3 <sup>rd</sup> quarter 2015	Coos, Curry, Hood River, Wasco, Sherman, Gilliam, Wheeler
4 <sup>th</sup> quarter 2015	Clackamas
1 <sup>st</sup> quarter 2016	Washington, Tax Court
2 <sup>nd</sup> quarter 2016	Morrow, Umatilla, Wallowa, Union, Grant, Harney, Baker, Malheur

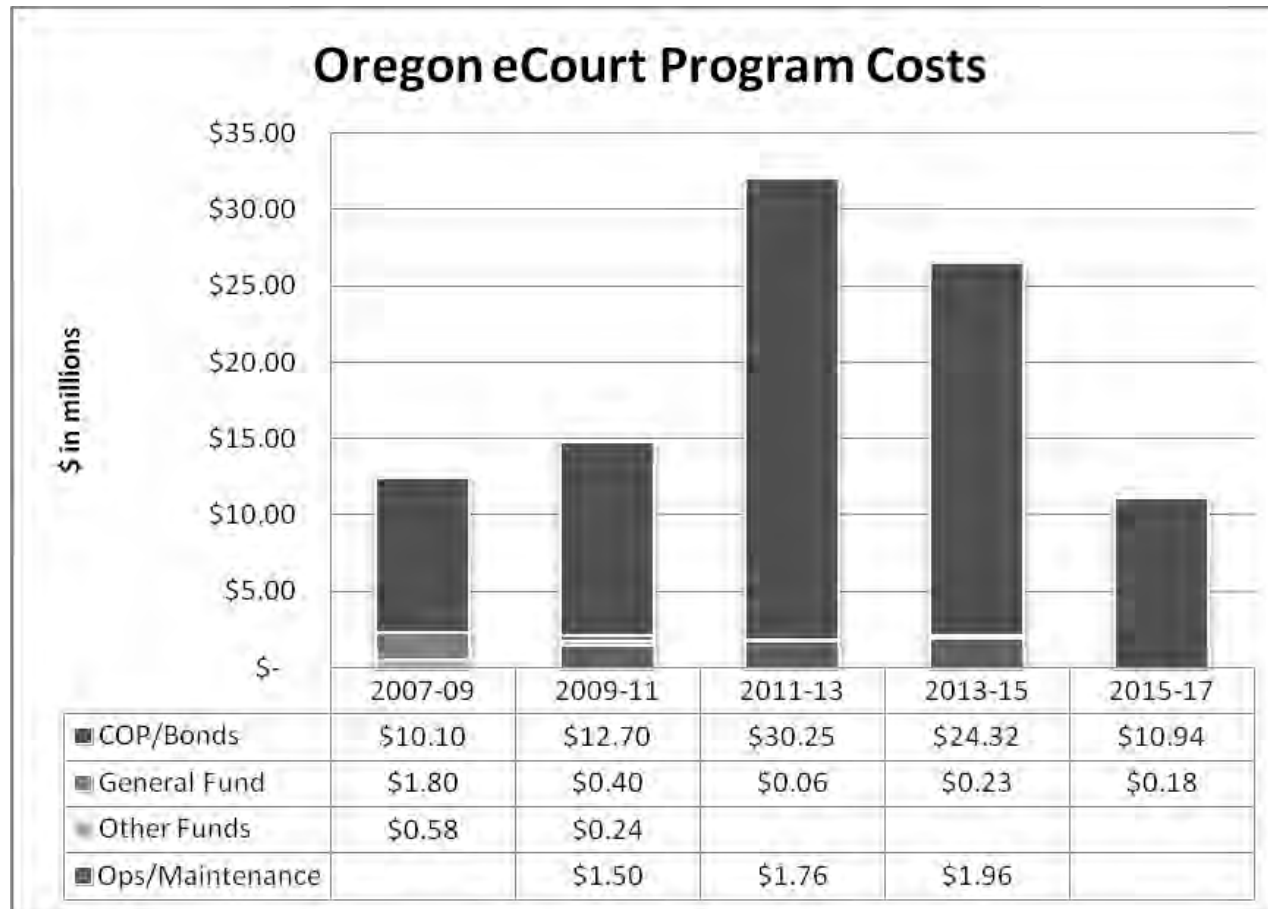
### **Funding History**

The estimated cost for the Oregon eCourt Program, as outlined in the program's business case document, is approximately \$90 million for the development and implementation of the asset. Approximately \$87 million will be financed by Certificates of Participation and General Obligation Bonds, with \$0.8 million spent in other Other Funds categories in the 2007-09 and 2009-11 biennia, and an estimated total of \$2.7 million coming



## PROGRAMS – OREGON eCOURT

from General Fund. A General Fund allocation is received each biennium from the Legislature to support operations for elements of the Oregon eCourt Program that have been implemented and for program expenses that are not eligible for bond funding. Actual expenditures in 2009-11 were \$1.5 million and the Legislatively Adopted Budget in this category for 2011-13 is \$1.9 million.



Funding for the program is being requested in discrete funding stages. The Program’s major deliverables have been carefully designed to provide tangible, stand-alone value to the courts, the public, and the public safety community. The budget is continually updated to reflect changes to strategies, assumptions, contracts, or economic realities and reported on regularly to the Joint Legislative Committee on Audits and Information Technology and in meetings with the Legislative Fiscal Office.

## PROGRAMS – OREGON eCOURT

---

### Current Service Level

The Current Service Level (CSL) totals \$1.9 million in the General Fund. This allocation is used to support operations for implemented portions of the Oregon eCourt Program and to cover project-related expenses that do not qualify for bond funding.

### Chief Justice’s Recommended Budget

The Chief Justice’s Recommended Budget for the 2013-15 biennium totals \$26.3 million (All Funds). This amount includes the CSL General Fund allocation and a policy package totaling \$24.3 million to support Oregon eCourt Program development and implementation.

**Policy Option Package – 202:** Provides Other Funds limitation of \$24.3 million to support Oregon eCourt Program development and implementation activities in the 2013-15 biennium. The funding source is General Obligation Bond funds. The package consists of requested Personal Services expenditures of \$8.8 million, Services and Supplies expenditures of \$12.4 million, and Capital Outlay expenditures of \$3.1 million. The packages include 40 limited-duration positions (37.96 FTE).

### Oregon eCourt Program Budget Summary

	2009-11 Actual Expenditures	2011-13 Legislatively Approved Budget	2013-15 Current Service Level (CSL)	2013-15 Chief Justice’s Recommended*
General Fund	1,240,940	\$1,906,357	\$1,957,881	\$1,957,881
General Fund-Debt Svc				
Other Funds Ltd	12,582,070	\$33,891,369	\$0	\$24,324,682
Other Funds Debt Svc Ltd				
Other Funds Non-Ltd				
Federal Funds Ltd				
<b>TOTAL – ALL FUNDS</b>	<b>13,823,010</b>	<b>\$35,797,726</b>	<b>\$1,957,881</b>	<b>\$26,282,563</b>
Positions	29	35		40
FTE	24.77	32.41		37.96

\* Includes CSL and all policy option packages.

# PROGRAMS – OREGON eCOURT

---

## Essential Packages

### Purpose

The essential packages present budget adjustments needed to bring the legislatively approved budget to Current Service Level (CSL), the calculated cost of continuing the Oregon eCourt Program into the 2013-15 biennium.

### Staffing Impact

None.

### Revenue Source

The essential packages decrease the Other Funds-Limited by \$27,315,893 and increase General Fund by \$51,524.

### 010 Non-PICS Personal Service Adjustments

None.

### 020 Phase-In

None.

### 022 Phase-Out Program and One-Time Costs

The Oregon eCourt Program budget Other Funds limitation is reduced by \$27,315,893 to phase out the costs of the program from the 2011-13 biennium.

### 031 Inflation and Price List Adjustments

The Oregon eCourt Program includes \$51,524 in General Fund standard inflation.

## **PROGRAMS – OREGON eCOURT**

---

### **040 Mandated Caseload**

The Oregon eCourt Program budget has no mandated caseload elements.

### **050 Fund Shifts**

The Oregon eCourt Program budget has no fund shifts.

### **060 Technical Adjustments**

The Oregon eCourt Program budget has no technical adjustments.

# PROGRAMS – OREGON eCOURT

---

## *Policy Option Package: 202 – Oregon eCourt Program*

**Companion Package:** No

### **Purpose**

This package will provide funding for Personal Services and Services and Supplies for the continued implementation of the Oregon eCourt Program during the 2013-15 biennium. This request provides funding for the continued development and rollout to 11 judicial districts (including Multnomah) during the biennium.

### **How Achieved**

The package provides funding for limited-duration positions, continued software development, hardware and software procurement costs, and implementation expenses in 11 judicial districts. Project funding is obtained through the sale of State of Oregon Article XI-Q General Obligation Bonds with a five-year term.

### **Staffing Impact**

40 positions, 37.96 FTE:

- Information Technology Manager            4 positions    3.46 FTE
- Information Technology Specialist 2        7 positions    6.50 FTE
- Information Technology Specialist 3        11 positions   10.50 FTE
- Management Assistant 1                    3 positions    3.00 FTE
- OJD Analyst 1                                1 position     1.00 FTE
- OJD Analyst 2                                1 position     1.00 FTE
- OJD Analyst 3                                9 positions    9.00 FTE
- OJD Analyst 4                                1 position     1.00 FTE
- Administrative Analyst 1                    1 position     1.00 FTE

## PROGRAMS – OREGON ECOURT

---

- OJD Fiscal Analyst 3                      1 position      0.50 FTE
- Executive Analyst 1                      1 position      1.00 FTE

### Revenue Source

\$ 24,324,682 – Other Funds (General Obligation Bonds)

# PROGRAMS – OREGON eCOURT

## *ORBITS and PICS Reports*

### BPR013 – ORBITS Essential and Policy Package Fiscal Impact Summary

#### ESSENTIAL AND POLICY PACKAGE FISCAL IMPACT SUMMARY

<i>Description</i>	General Fund	Lottery Funds	Other Funds	Federal Funds	Nonlimited Other Funds	Nonlimited Federal Funds	All Funds
<b>Services &amp; Supplies</b>							
IT Professional Services	-	-	(924,524)	-	-	-	(924,524)
Other Services and Supplies	-	-	(23,391,369)	-	-	-	(23,391,369)
<b>Total Services &amp; Supplies</b>	<b>-</b>	<b>-</b>	<b>(\$24,315,893)</b>	<b>-</b>	<b>-</b>	<b>-</b>	<b>(\$24,315,893)</b>
<b>Capital Outlay</b>							
Data Processing Software	-	-	(2,600,000)	-	-	-	(2,600,000)
Data Processing Hardware	-	-	(400,000)	-	-	-	(400,000)
<b>Total Capital Outlay</b>	<b>-</b>	<b>-</b>	<b>(\$3,000,000)</b>	<b>-</b>	<b>-</b>	<b>-</b>	<b>(\$3,000,000)</b>
<b>Total Expenditures</b>							
Total Expenditures	-	-	(27,315,893)	-	-	-	(27,315,893)
<b>Total Expenditures</b>	<b>-</b>	<b>-</b>	<b>(\$27,315,893)</b>	<b>-</b>	<b>-</b>	<b>-</b>	<b>(\$27,315,893)</b>
<b>Ending Balance</b>							
Ending Balance	-	-	27,315,893	-	-	-	27,315,893
<b>Total Ending Balance</b>	<b>-</b>	<b>-</b>	<b>\$27,315,893</b>	<b>-</b>	<b>-</b>	<b>-</b>	<b>\$27,315,893</b>

\_\_\_\_ Agency Request  
2013-15 Biennium

\_\_\_\_ Governor's Recommended  
Page \_\_\_\_\_

\_\_\_\_ Legislatively Adopted  
Essential and Policy Package Fiscal Impact Summary - BPR013

# PROGRAMS – OREGON eCOURT

## ESSENTIAL AND POLICY PACKAGE FISCAL IMPACT SUMMARY

Judicial Dept  
Pkg: 031 - Standard Inflation

Cross Reference Name: eCourt Program  
Cross Reference Number: 19800-500-00-00-00000

Description	General Fund	Lottery Funds	Other Funds	Federal Funds	Nonlimited Other Funds	Nonlimited Federal Funds	All Funds
<b>Revenues</b>							
General Fund Appropriation	51,524	-	-	-	-	-	51,524
<b>Total Revenues</b>	<b>\$51,524</b>	<b>-</b>	<b>-</b>	<b>-</b>	<b>-</b>	<b>-</b>	<b>\$51,524</b>
<b>Services &amp; Supplies</b>							
Data Processing	11,124	-	-	-	-	-	11,124
IT Professional Services	40,400	-	-	-	-	-	40,400
<b>Total Services &amp; Supplies</b>	<b>\$51,524</b>	<b>-</b>	<b>-</b>	<b>-</b>	<b>-</b>	<b>-</b>	<b>\$51,524</b>
<b>Total Expenditures</b>							
Total Expenditures	51,524	-	-	-	-	-	51,524
<b>Total Expenditures</b>	<b>\$51,524</b>	<b>-</b>	<b>-</b>	<b>-</b>	<b>-</b>	<b>-</b>	<b>\$51,524</b>
<b>Ending Balance</b>							
Ending Balance	-	-	-	-	-	-	-
<b>Total Ending Balance</b>	<b>-</b>	<b>-</b>	<b>-</b>	<b>-</b>	<b>-</b>	<b>-</b>	<b>-</b>

\_\_\_\_ Agency Request  
2013-15 Biennium

\_\_\_\_ Governor's Recommended  
Page \_\_\_\_\_

\_\_\_\_ Legislatively Adopted  
Essential and Policy Package Fiscal Impact Summary - BPR013



# PROGRAMS – OREGON eCOURT

## ESSENTIAL AND POLICY PACKAGE FISCAL IMPACT SUMMARY

Judicial Dept  
Pkg: 202 - Oregon eCourt Program

Cross Reference Name: eCourt Program  
Cross Reference Number: 19800-500-00-00-00000

Description	General Fund	Lottery Funds	Other Funds	Federal Funds	Nonlimited Other Funds	Nonlimited Federal Funds	All Funds
<b>Revenues</b>							
General Fund Obligation Bonds	-	-	24,324,682	-	-	-	24,324,682
<b>Total Revenues</b>	-	-	<b>\$24,324,682</b>	-	-	-	<b>\$24,324,682</b>
<b>Personal Services</b>							
Class/Unclass Sal. and Per Diem	-	-	5,298,473	-	-	-	5,298,473
Empl. Rel. Bd. Assessments	-	-	1,558	-	-	-	1,558
Public Employees' Retire Cont	-	-	1,045,390	-	-	-	1,045,390
Social Security Taxes	-	-	405,334	-	-	-	405,334
Worker's Comp. Assess. (WCD)	-	-	2,297	-	-	-	2,297
Flexible Benefits	-	-	1,349,205	-	-	-	1,349,205
Other OPE	-	-	671,046	-	-	-	671,046
<b>Total Personal Services</b>	-	-	<b>\$8,773,303</b>	-	-	-	<b>\$8,773,303</b>
<b>Services &amp; Supplies</b>							
Instate Travel	-	-	549,656	-	-	-	549,656
Employee Training	-	-	24,000	-	-	-	24,000
Office Expenses	-	-	125,664	-	-	-	125,664
Telecommunications	-	-	16,800	-	-	-	16,800
Professional Services	-	-	60,000	-	-	-	60,000
IT Professional Services	-	-	9,231,143	-	-	-	9,231,143
Facilities Rental and Taxes	-	-	789,652	-	-	-	789,652
IT Expendable Property	-	-	1,617,583	-	-	-	1,617,583
<b>Total Services &amp; Supplies</b>	-	-	<b>\$12,414,498</b>	-	-	-	<b>\$12,414,498</b>

\_\_\_\_ Agency Request  
2013-15 Biennium

\_\_\_\_ Governor's Recommended  
Page \_\_\_\_\_

\_\_\_\_ Legislatively Adopted  
Essential and Policy Package Fiscal Impact Summary - BPR013

# PROGRAMS – OREGON eCOURT

## ESSENTIAL AND POLICY PACKAGE FISCAL IMPACT SUMMARY

Judicial Dept  
Pkg: 202 - Oregon eCourt Program

Cross Reference Name: eCourt Program  
Cross Reference Number: 19800-500-00-00-00000

Description	General Fund	Lottery Funds	Other Funds	Federal Funds	Nonlimited Other Funds	Nonlimited Federal Funds	All Funds
<b>Capital Outlay</b>							
Data Processing Software	-	-	3,136,881	-	-	-	3,136,881
<b>Total Capital Outlay</b>	-	-	<b>\$3,136,881</b>	-	-	-	<b>\$3,136,881</b>
<b>Total Expenditures</b>							
Total Expenditures	-	-	24,324,682	-	-	-	24,324,682
<b>Total Expenditures</b>	-	-	<b>\$24,324,682</b>	-	-	-	<b>\$24,324,682</b>
<b>Ending Balance</b>							
Ending Balance	-	-	-	-	-	-	-
<b>Total Ending Balance</b>	-	-	-	-	-	-	-
<b>Total Positions</b>							
Total Positions							40
<b>Total Positions</b>	-	-	-	-	-	-	<b>40</b>
<b>Total FTE</b>							
Total FTE							37.96
<b>Total FTE</b>	-	-	-	-	-	-	<b>37.96</b>

\_\_\_\_ Agency Request  
2013-15 Biennium

\_\_\_\_ Governor's Recommended  
Page \_\_\_\_\_

\_\_\_\_ Legislatively Adopted  
Essential and Policy Package Fiscal Impact Summary - BPR013

# PROGRAMS – OREGON eCOURT

## PPDBFISCAL – PICS Package Fiscal Impact Report

11/15/12 REPORT NO.: PPDPFISCAL DEPT. OF ADMIN. SVCS. -- PPDB PICS SYSTEM PAGE 15  
 REPORT: PACKAGE FISCAL IMPACT REPORT 2013-15 PROD FILE  
 AGENCY:19800 JUDICIAL DEPARTMENT PICS SYSTEM: BUDGET PREPARATION  
 SUMMARY XREF:500-00-00 eCourt Program PACKAGE: 202 - Oregon eCourt Program

POSITION NUMBER	CLASS COMP	CLASS NAME	POS CNT	FTE	MOS	STEP	RATE	GF SAL/OPE	OF SAL/OPE	FF SAL/OPE	LF SAL/OPE	AF SAL/OPE
8990088	JM J9698 AA	INFORMATION TECHNOLOGY MANAGER	1	.50	12.00	11	9,601.00		115,212 48,910			115,212 48,910
8990089	JM J9698 AA	INFORMATION TECHNOLOGY MANAGER	1	1.00	24.00	11	9,601.00		230,424 97,822			230,424 97,822
8990090	JM J9683 AA	INFORMATION TECHNOLOGY SPEC 2	1	1.00	24.00	07	5,615.00		134,760 71,628			134,760 71,628
8990091	JM J9674 AA	MANAGEMENT ASSISTANT 1	1	1.00	24.00	10	3,990.00		95,760 60,951			95,760 60,951
8990092	JM J9674 AA	MANAGEMENT ASSISTANT 1	1	1.00	24.00	08	3,623.00		86,952 58,539			86,952 58,539
8990093	JM J9684 AA	INFORMATION TECHNOLOGY SPEC 3	1	1.00	24.00	10	7,903.00		189,672 86,663			189,672 86,663
8990094	JM J9644 AA	OJD ANALYST 2	1	1.00	24.00	04	4,189.00		100,536 62,258			100,536 62,258
8990095	JM J9683 AA	INFORMATION TECHNOLOGY SPEC 2	1	1.00	24.00	06	5,345.00		128,280 69,854			128,280 69,854
8990096	JM J9684 AA	INFORMATION TECHNOLOGY SPEC 3	1	1.00	24.00	03	5,615.00		134,760 71,628			134,760 71,628
8990097	JM J9684 AA	INFORMATION TECHNOLOGY SPEC 3	1	1.00	24.00	08	7,165.00		171,960 81,814			171,960 81,814
8990098	JM J9646 AA	OJD ANALYST 4	1	1.00	24.00	04	5,897.00		141,528 73,482			141,528 73,482
8990099	JM J9674 AA	MANAGEMENT ASSISTANT 1	1	1.00	24.00	04	2,976.00		71,424 54,287			71,424 54,287
8990100	JM J9645 AA	OJD ANALYST 3	1	1.00	24.00	09	6,498.00		155,952 77,430			155,952 77,430
8990101	JM J9645 AA	OJD ANALYST 3	1	1.00	24.00	02	4,618.00		110,832 65,077			110,832 65,077
8990102	JM J9645 AA	OJD ANALYST 3	1	1.00	24.00	02	4,618.00		110,832 65,077			110,832 65,077
8990103	JM J9645 AA	OJD ANALYST 3	1	1.00	24.00	02	4,618.00		110,832 65,077			110,832 65,077

# PROGRAMS – OREGON eCOURT

11/15/12 REPORT NO.: PDPFISCAL DEPT. OF ADMIN. SVCS. -- PPDB PICS SYSTEM PAGE 14  
 REPORT: PACKAGE FISCAL IMPACT REPORT 2013-15 PROD FILE  
 AGENCY:19800 JUDICIAL DEPARTMENT PICS SYSTEM: BUDGET PREPARATION  
 SUMMARY XREF:500-00-00 eCourt Program PACKAGE: 202 - Oregon eCourt Program

POSITION NUMBER	CLASS COMP	CLASS NAME	POS CNT	FTE	MOS	STEP	RATE	GF SAL/OPE	OF SAL/OPE	FF SAL/OPE	LF SAL/OPE	AF SAL/OPE
8990104	JM J9645 AA	OJD ANALYST 3	1	1.00	24.00	02	4,618.00		110,832 65,077			110,832 65,077
8990105	JM J9643 AA	OJD ANALYST 1	1	1.00	24.00	03	3,447.00		82,728 57,382			82,728 57,382
8990106	JM J9645 AA	OJD ANALYST 3	1	1.00	24.00	06	5,615.00		134,760 71,628			134,760 71,628
8990107	JM J9645 AA	OJD ANALYST 3	1	1.00	24.00	06	5,615.00		134,760 71,628			134,760 71,628
8990108	JM J9712 AA	ADMIN ANALYST 3	1	1.00	24.00	03	4,399.00		105,576 63,637			105,576 63,637
8990109	JM J9645 AA	OJD ANALYST 3	1	1.00	24.00	02	4,618.00		110,832 65,077			110,832 65,077
8990110	JM J9555 AA	OJD FISCAL ANALYST 3	1	.50	12.00	06	6,498.00		77,976 56,081			77,976 56,081
8990111	JM J9715 AA	EXECUTIVE ANALYST	1	1.00	24.00	02	5,345.00		128,280 69,854			128,280 69,854
8990112	JM J9684 AA	INFORMATION TECHNOLOGY SPEC 3	1	.50	12.00	02	5,345.00		64,140 34,927			64,140 34,927
8990113	JM J9684 AA	INFORMATION TECHNOLOGY SPEC 3	1	1.00	24.00	02	5,345.00		128,280 69,854			128,280 69,854
8990114	JM J9698 AA	INFORMATION TECHNOLOGY MANAGER	1	1.00	24.00	11	9,601.00		230,424 97,822			230,424 97,822
8990115	JM J9684 AA	INFORMATION TECHNOLOGY SPEC 3	1	1.00	24.00	11	8,296.00		199,104 89,245			199,104 89,245
8990116	JM J9684 AA	INFORMATION TECHNOLOGY SPEC 3	1	1.00	24.00	05	6,188.00		148,512 75,393			148,512 75,393
8990117	JM J9683 AA	INFORMATION TECHNOLOGY SPEC 2	1	.50	12.00	09	6,188.00		74,256 55,063			74,256 55,063
8990118	JM J9684 AA	INFORMATION TECHNOLOGY SPEC 3	1	1.00	24.00	09	7,525.00		180,600 84,179			180,600 84,179
8990119	JM J9684 AA	INFORMATION TECHNOLOGY SPEC 3	1	1.00	24.00	11	8,296.00		199,104 89,245			199,104 89,245

# PROGRAMS – OREGON eCOURT

11/15/12 REPORT NO.: PDPFFISCAL DEPT. OF ADMIN. SVCS. -- PPDB PICS SYSTEM PAGE 1  
 REPORT: PACKAGE FISCAL IMPACT REPORT 2013-15 PROD FILE  
 AGENCY:19800 JUDICIAL DEPARTMENT PICS SYSTEM: BUDGET PREPARATION  
 SUMMARY XREF:500-00-00 eCourt Program PACKAGE: 202 - Oregon eCourt Program

POSITION NUMBER	CLASS COMP	CLASS NAME	POS CNT	FTE	MOS	STEP	RATE	GF SAL/OPE	OF SAL/OPE	FF SAL/OPE	LF SAL/OPE	AF SAL/OPE
8990120	JM J9684 AA	INFORMATION TECHNOLOGY SPEC 3	1	1.00	24.00	03	5,615.00		134,760 71,628			134,760 71,628
8990121	JM J9683 AA	INFORMATION TECHNOLOGY SPEC 2	1	1.00	24.00	03	4,618.00		110,832 65,077			110,832 65,077
8990122	JM J9684 AA	INFORMATION TECHNOLOGY SPEC 3	1	1.00	24.00	02	5,345.00		128,280 69,854			128,280 69,854
8990123	JM J9683 AA	INFORMATION TECHNOLOGY SPEC 2	1	1.00	24.00	11	6,824.00		163,776 79,573			163,776 79,573
8990124	JM J9645 AA	OJD ANALYST 3	1	1.00	24.00	04	5,092.00		122,208 68,192			122,208 68,192
8990125	JM J9683 AA	INFORMATION TECHNOLOGY SPEC 2	1	1.00	24.00	07	5,615.00		134,760 71,628			134,760 71,628
8990126	JM J9698 AA	INFORMATION TECHNOLOGY MANAGER	1	.96	23.00	07	7,903.00		181,769 83,051			181,769 83,051
8990127	JM J9683 AA	INFORMATION TECHNOLOGY SPEC 2	1	1.00	24.00	05	5,092.00		122,208 68,192			122,208 68,192
TOTAL PICS SALARY									5,298,473			5,298,473
TOTAL PICS OPE									2,803,784			2,803,784
TOTAL PICS PERSONAL SERVICES =									40	37.96	911.00	8,102,257

# PROGRAMS – OREGON ECOURT

**BPR012 – ORBITS Detail of Lottery Funds, Other Funds, and Federal Funds Revenue**

**DETAIL OF LOTTERY FUNDS, OTHER FUNDS, AND FEDERAL FUNDS REVENUE**

Judicial Dept				Agency Number: 19800		
2013-15 Biennium				Cross Reference Number: 19800-500-00-00-00000		
Source	2009-11 Actuals	2011-13 Leg Adopted Budget	2011-13 Leg Approved Budget	2013-15 Agency Request Budget	2013-15 Governor's Rec. Budget	2013-15 Leg Adopted Budget
<b>Other Funds</b>						
General Fund Obligation Bonds	-	6,000,000	21,700,000	24,324,682	-	-
Cert of Participation	12,925,000	-	-	-	-	-
<b>Total Other Funds</b>	<b>\$12,925,000</b>	<b>\$6,000,000</b>	<b>\$21,700,000</b>	<b>\$24,324,682</b>	-	-

\_\_\_\_ Agency Request  
2013-15 Biennium

\_\_\_\_ Governor's Recommended  
Page \_\_\_\_\_

\_\_\_\_ Legislatively Adopted  
Detail of LF, OF, and FF Revenues - BPR012

# PROGRAMS – OREGON eCOURT

## BPR007A – ORBITS Program Unit Appropriated Fund Group and Category Summary

*Judicial Dept*

*Agency Number: 19800*

Program Unit Appropriated Fund Group and Category Summary  
 2013-15 Biennium  
 eCourt Program

Version: V - 01 - Agency Request Budget  
 Cross Reference Number: 19800-500-00-00-00000

Description	2009-11 Actuals	2011-13 Leg Adopted Budget	2011-13 Leg Approved Budget	2013-15 Agency Request Budget	2013-15 Governor's Rec. Budget	2013-15 Leg Adopted Budget
<b>LIMITED BUDGET (Excluding Packages)</b>						
<b>PERSONAL SERVICES</b>						
Other Funds	5,415,942	6,575,476	6,575,476	-	-	-
<b>SERVICES &amp; SUPPLIES</b>						
General Fund	1,240,940	2,000,000	1,906,357	1,906,357	-	-
Other Funds	6,793,598	924,524	24,315,893	24,315,893	-	-
All Funds	8,034,538	2,924,524	26,222,250	26,222,250	-	-
<b>CAPITAL OUTLAY</b>						
Other Funds	372,530	3,000,000	3,000,000	3,000,000	-	-
<b>TOTAL LIMITED BUDGET (Excluding Packages)</b>						
General Fund	1,240,940	2,000,000	1,906,357	1,906,357	-	-
Other Funds	12,582,070	10,500,000	33,891,369	27,315,893	-	-
All Funds	13,823,010	12,500,000	35,797,726	29,222,250	-	-
<b>AUTHORIZED POSITIONS</b>	29	35	35	-	-	-
<b>AUTHORIZED FTE</b>	24.77	32.41	32.41	-	-	-
<b>LIMITED BUDGET (Essential Packages)</b>						
<b>022 PHASE-OUT PGM &amp; ONE-TIME COSTS</b>						
<b>SERVICES &amp; SUPPLIES</b>						
Other Funds	-	-	-	(24,315,893)	-	-
<b>CAPITAL OUTLAY</b>						
Other Funds	-	-	-	(3,000,000)	-	-

\_\_\_\_ Agency Request  
 2013-15 Biennium

\_\_\_\_ Governor's Recommended  
 Page \_\_\_\_\_

\_\_\_\_ Legislatively Adopted  
 Program Unit Appropriated Fund and Category Summary- BPR007A

# PROGRAMS – OREGON eCOURT

**Judicial Dept**

**Agency Number: 19800**

Program Unit Appropriated Fund Group and Category Summary  
 2013-15 Biennium  
 eCourt Program

Version: V - 01 - Agency Request Budget  
 Cross Reference Number: 19800-500-00-00-00000

Description	2009-11 Actuals	2011-13 Leg Adopted Budget	2011-13 Leg Approved Budget	2013-15 Agency Request Budget	2013-15 Governor's Rec. Budget	2013-15 Leg Adopted Budget
<b>031 STANDARD INFLATION</b>						
<b>SERVICES &amp; SUPPLIES</b>						
General Fund	-	-	-	51,524	-	-
<b>TOTAL LIMITED BUDGET (Essential Packages)</b>						
General Fund	-	-	-	51,524	-	-
Other Funds	-	-	-	(27,315,893)	-	-
All Funds	-	-	-	(27,264,369)	-	-
<b>LIMITED BUDGET (Current Service Level)</b>						
General Fund	1,240,940	2,000,000	1,906,357	1,957,881	-	-
Other Funds	12,582,070	10,500,000	33,891,369	-	-	-
All Funds	13,823,010	12,500,000	35,797,726	1,957,881	-	-
<b>AUTHORIZED POSITIONS</b>	29	35	35	-	-	-
<b>AUTHORIZED FTE</b>	24.77	32.41	32.41	-	-	-
<b>LIMITED BUDGET (Policy Packages)</b>						
<b>PRIORITY 0</b>						
<b>202 OREGON eCOURT PROGRAM</b>						
<b>PERSONAL SERVICES</b>						
Other Funds	-	-	-	8,773,303	-	-
<b>SERVICES &amp; SUPPLIES</b>						
Other Funds	-	-	-	12,414,498	-	-
<b>CAPITAL OUTLAY</b>						

\_\_\_\_ Agency Request  
 2013-15 Biennium

\_\_\_\_ Governor's Recommended  
 Page \_\_\_\_\_

\_\_\_\_ Legislatively Adopted  
 Program Unit Appropriated Fund and Category Summary- BPR007A



# PROGRAMS – OREGON eCOURT

**Judicial Dept**

**Agency Number: 19800**

Program Unit Appropriated Fund Group and Category Summary  
2013-15 Biennium  
eCourt Program

Version: V - 01 - Agency Request Budget  
Cross Reference Number: 19800-500-00-00-00000

Description	2009-11 Actuals	2011-13 Leg Adopted Budget	2011-13 Leg Approved Budget	2013-15 Agency Request Budget	2013-15 Governor's Rec. Budget	2013-15 Leg Adopted Budget
Other Funds	-	-	-	3,136,881	-	-
<b>AUTHORIZED POSITIONS</b>	-	-	-	40	-	-
<b>AUTHORIZED FTE</b>	-	-	-	37.96	-	-
<b>TOTAL LIMITED BUDGET (Policy Packages)</b>						
Other Funds	-	-	-	24,324,682	-	-
<b>AUTHORIZED POSITIONS</b>	-	-	-	40	-	-
<b>AUTHORIZED FTE</b>	-	-	-	37.96	-	-
<b>TOTAL LIMITED BUDGET (Including Packages)</b>						
General Fund	1,240,940	2,000,000	1,906,357	1,957,881	-	-
Other Funds	12,582,070	10,500,000	33,891,369	24,324,682	-	-
All Funds	13,823,010	12,500,000	35,797,726	26,282,563	-	-
<b>AUTHORIZED POSITIONS</b>	29	35	35	40	-	-
<b>AUTHORIZED FTE</b>	24.77	32.41	32.41	37.96	-	-
<b>OPERATING BUDGET</b>						
General Fund	1,240,940	2,000,000	1,906,357	1,957,881	-	-
Other Funds	12,582,070	10,500,000	33,891,369	24,324,682	-	-
All Funds	13,823,010	12,500,000	35,797,726	26,282,563	-	-
<b>AUTHORIZED POSITIONS</b>	29	35	35	40	-	-
<b>AUTHORIZED FTE</b>	24.77	32.41	32.41	37.96	-	-
<b>TOTAL BUDGET</b>						
General Fund	1,240,940	2,000,000	1,906,357	1,957,881	-	-

\_\_\_\_ Agency Request  
2013-15 Biennium

\_\_\_\_ Governor's Recommended  
Page \_\_\_\_\_

\_\_\_\_ Legislatively Adopted  
Program Unit Appropriated Fund and Category Summary- BPR007A

# PROGRAMS – OREGON eCOURT

**Judicial Dept**

**Agency Number: 19800**

Program Unit Appropriated Fund Group and Category Summary  
 2013-15 Biennium  
 eCourt Program

Version: V - 01 - Agency Request Budget  
 Cross Reference Number: 19800-500-00-00-00000

Description	2009-11 Actuals	2011-13 Leg Adopted Budget	2011-13 Leg Approved Budget	2013-15 Agency Request Budget	2013-15 Governor's Rec. Budget	2013-15 Leg Adopted Budget
Other Funds	12,582,070	10,500,000	33,891,369	24,324,682	-	-
All Funds	13,823,010	12,500,000	35,797,726	26,282,563	-	-
<b>AUTHORIZED POSITIONS</b>	29	35	35	40	-	-
<b>AUTHORIZED FTE</b>	24.77	32.41	32.41	37.96	-	-

\_\_\_\_ Agency Request  
 2013-15 Biennium

\_\_\_\_ Governor's Recommended  
 Page \_\_\_\_\_

\_\_\_\_ Legislatively Adopted  
 Program Unit Appropriated Fund and Category Summary- BPR007A

# PROGRAMS – DEBT SERVICE

---

## Debt Service

The first sale of Certificates of Participation (COPs) to fund the projects within the Oregon eCourt Program took place in June 2008 in the amount of \$8 million. Additional COP and General Obligation (GO) Bond sales were held in 2009 (two sales totaling \$13.5 million), 2010 (\$6.5 million), 2011 (\$5.4 million), and 2012 (\$17.7 million).

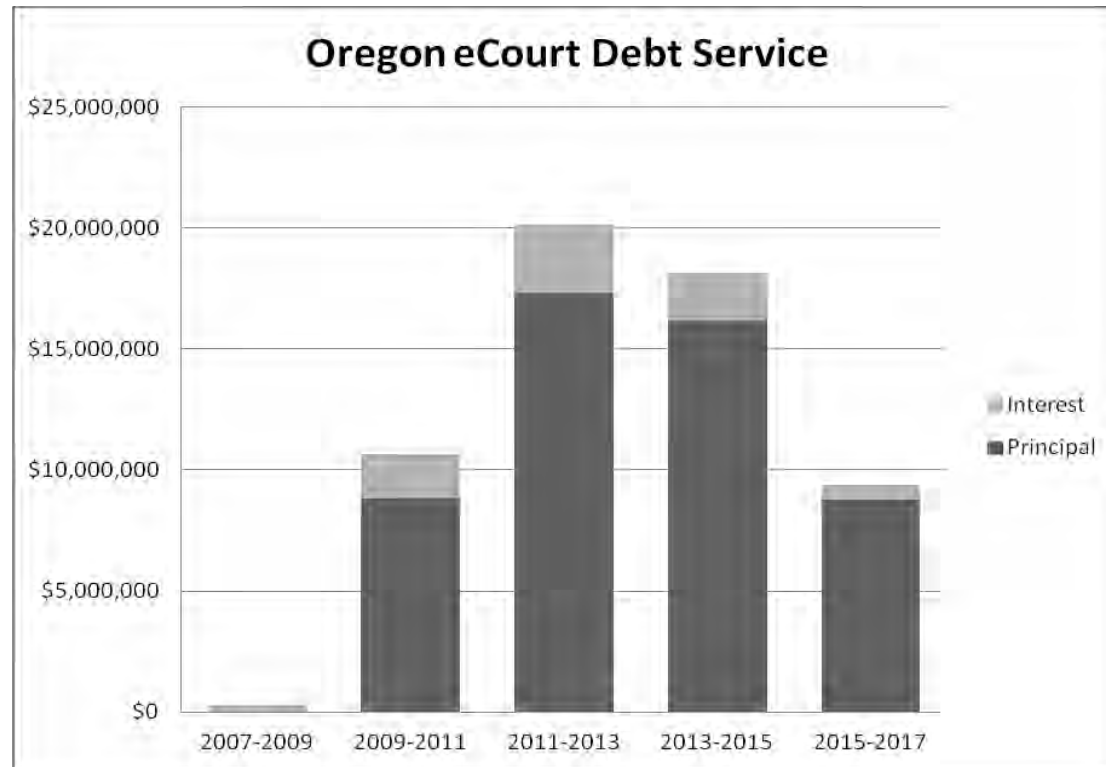
This section provides the debt service amounts for COP and bond sales through close of the 2011-13 biennium, as well as additional sale amounts requested in 2013-15 (Policy Option Package No. 202).

### Background

The Oregon eCourt Program has been funded by COPs and GO Bonds since 2008, with proceeds from six sales (2008, two in 2009, 2010, 2011, and 2012) totaling \$55.2 million in proceeds used for Oregon eCourt Program development and implementation. General Fund debt service schedules for the bonds sold to date are shown in the following pages. Through the end of the 2011-13 biennium, \$31.1 million of the current total debt (principal and interest) of \$58.6 million will be repaid. The debt for the COP sold in 2008 will be retired in the 2011-13 biennium, and the debt for the 2009 and 2010 sales will be retired in the 2013-15 biennium.

# PROGRAMS – DEBT SERVICE

---



# PROGRAMS – DEBT SERVICE

<b>Principal</b>							
<b>Bond</b>		<b>2007-2009</b>	<b>2009-2011</b>	<b>2011-2013</b>	<b>2013-2015</b>	<b>2015-2017</b>	<b>TOTAL</b>
2008 Series A COP			3,840,000	4,185,000	-	-	8,025,000
2009 Series A COP			2,625,000	2,870,000	1,525,000	-	7,020,000
2009 Series C COP			1,210,000	2,510,000	2,755,000	-	6,475,000
2010 Series A COP			1,140,000	2,525,000	2,785,000	-	6,450,000
2011 XI-Q Bond Series J				2,040,000	2,200,000	1,180,000	5,420,000
2012 XI-Q Series H				3,165,000	6,925,000	7,595,000	17,685,000
<b>TOTAL</b>		<b>-</b>	<b>8,815,000</b>	<b>17,295,000</b>	<b>16,190,000</b>	<b>8,775,000</b>	<b>51,075,000</b>
<b>Interest</b>							
<b>Bond</b>		<b>2007-2009</b>	<b>2009-2011</b>	<b>2011-2013</b>	<b>2013-2015</b>	<b>2015-2017</b>	<b>TOTAL</b>
2008 Series A COP		280,399	624,650	278,500	-	-	1,183,549
2009 Series A COP			568,144	331,250	76,250	-	975,644
2009 Series C COP			375,324	383,475	139,375	-	898,174
2010 Series A COP			278,483	469,500	210,500	-	958,483
2011 XI-Q Bond Series J				443,706	284,250	59,000	786,956
2012 XI-Q Series H				912,944	1,233,000	562,000	2,707,944
<b>TOTAL</b>		<b>280,399</b>	<b>1,846,602</b>	<b>2,819,374</b>	<b>1,943,375</b>	<b>621,000</b>	<b>7,510,751</b>
<b>TOTAL</b>							
<b>Bond</b>	<b>Project Funds</b>	<b>2007-2009</b>	<b>2009-2011</b>	<b>2011-2013</b>	<b>2013-2015</b>	<b>2015-2017</b>	<b>TOTAL</b>
2008 Series A COP	8,000,000	280,399	4,464,650	4,463,500	-	-	9,208,549
2009 Series A COP	7,500,000		3,193,144	3,201,250	1,601,250	-	7,995,644
2009 Series C COP	7,000,000		1,585,324	2,893,475	2,894,375	-	7,373,174
2010 Series A COP	7,000,000		1,418,483	2,994,500	2,995,500	-	7,408,483
2011 XI-Q Bond Series J	6,000,000			2,483,706	2,484,250	1,239,000	6,206,956
2012 XI-Q Series H	19,733,408			4,077,944	8,158,000	8,157,000	20,392,944
<b>TOTAL</b>	<b>55,233,408</b>	<b>280,399</b>	<b>10,661,602</b>	<b>20,114,374</b>	<b>18,133,375</b>	<b>9,396,000</b>	<b>58,585,751</b>

## PROGRAMS – DEBT SERVICE

---

### **Current Service Level**

The Current Service Level (CSL) for 2013-15 Debt Service totals \$18.1 million in the General Fund. This amount includes the debt service set out in the agreement between the Department of Administrative Services and the Oregon Judicial Department (OJD) for all active bond sales to date. During the 2013-15 biennium, OJD will continue payment on proceeds from the sales held in 2009, 2010, 2011, and 2012.

### **Chief Justice’s Recommended Budget**

The Chief Justice’s Recommended Budget for the 2013-15 biennium totals \$23.9 million (All Funds). This amount includes a policy package totaling \$5.7 million for the debt service and cost of issuance for additional bond requests related to Oregon eCourt for 2013-15.

See the Oregon eCourt Program section (see [Oregon eCourt](#), page 297) of this document for detail on the \$24.3 million Other Funds limitation request for expenditure of the bond proceeds.

**Policy Option Package – 201:** Approval of this package provides funding for the estimated debt service (\$5.2 million General Fund) and cost of issuance (\$0.5 million Other Funds) for bond sales requested during the 2013-15 time period. The bond sales are requested to provide funding for ongoing implementation efforts of the Oregon eCourt Program. (\$5.7 million – All Funds, 0.00 FTE):

# PROGRAMS – DEBT SERVICE

---

## Debt Service Budget Summary

	2009-11 Actual Expenditures	2011-13 Legislatively Approved Budget	2013-15 Current Service Level (CSL)	2013-15 Chief Justice's Recommended*
General Fund				
General Fund-Debt Svc	10,661,602	20,258,576	18,133,375	23,330,649
Other Funds Ltd		326,592	0	530,319
Other Funds Debt Svc Ltd				
Other Funds Non-Ltd				
Federal Funds Ltd				
<b>TOTAL – ALL FUNDS</b>	<b>10,661,602</b>	<b>\$20,585,168</b>	<b>\$18,133,375</b>	<b>\$23,860,968</b>
Positions				
FTE				

\* Includes CSL and all policy option packages.

# PROGRAMS – DEBT SERVICE

---

## Essential Packages

### Purpose

The essential packages present budget adjustments needed to bring the legislatively approved budget to Current Service Level (CSL), the calculated cost of continuing legislatively approved programs into the 2013-15 biennium.

### Staffing Impact

None.

### Revenue Source

The essential packages decrease the Other Funds-Limited by \$326,592.

### 010 Non-PICS Personal Service Adjustments

The Debt Service budget has no non-PICS personal service adjustments.

### 020 Phase-In

The Debt Service budget has no phase-in costs.

### 022 Phase-Out Program and One-Time Costs

The Debt Service budget Other Funds limitation is reduced by \$326,592 to phase out the cost of issuance for 2011-13 COP sales.

### 031 Inflation and Price List Adjustments

The Debt Service budget has no inflation and price list adjustments.



## PROGRAMS – DEBT SERVICE

---

### **040 Mandated Caseload**

The Debt Service budget has no mandated caseload.

### **050 Fund Shifts**

The Debt Service budget has no fund shifts.

### **060 Technical Adjustments**

The Debt Service budget has no technical adjustments.

# PROGRAMS – DEBT SERVICE

---

## *Policy Option Package: 201 – Oregon eCourt Debt Service*

**Companion Package:** No

### **Purpose**

This package will enable continued implementation of the Oregon eCourt Program by providing for the projected debt service needs resulting from bond sales during the 2013-15 biennium.

### **How Achieved**

This package provides for funding for planned bond sales in the 2013-15 biennium of \$24,324,682 in support of spending for development, testing, training, and implementation costs for the Oregon eCourt Program. Planned sales are for five-year State of Oregon Article XI-Q General Obligation Bonds. The following are the planned expenditures associated with the three separate bond sales during the 2013-15 biennium:

- Cost of Issuance – \$530,319
- Principle Payments – \$4,195,000
- Interest Payments – \$1,002,274

### **Staffing Impact**

None.

### **Revenue Source**

\$ 5,197,274 – General Fund  
\$ 530,319 – Other Funds

# PROGRAMS – DEBT SERVICE

***ORBITS and PICS Reports***

**BPR013 – ORBITS Essential and Policy Package Fiscal Impact Summary**

**ESSENTIAL AND POLICY PACKAGE FISCAL IMPACT SUMMARY**

<i>Description</i>	General Fund	Lottery Funds	Other Funds	Federal Funds	Nonlimited Other Funds	Nonlimited Federal Funds	All Funds
<b>Revenues</b>							
General Fund Obligation Bonds	-	-	(326,592)	-	-	-	(326,592)
<b>Total Revenues</b>	-	-	<b>(\$326,592)</b>	-	-	-	<b>(\$326,592)</b>
<b>Services &amp; Supplies</b>							
Other COP Costs	-	-	(326,592)	-	-	-	(326,592)
<b>Total Services &amp; Supplies</b>	-	-	<b>(\$326,592)</b>	-	-	-	<b>(\$326,592)</b>
<b>Total Expenditures</b>							
Total Expenditures	-	-	(326,592)	-	-	-	(326,592)
<b>Total Expenditures</b>	-	-	<b>(\$326,592)</b>	-	-	-	<b>(\$326,592)</b>
<b>Ending Balance</b>							
Ending Balance	-	-	-	-	-	-	-
<b>Total Ending Balance</b>	-	-	-	-	-	-	-

\_\_\_\_ Agency Request  
2013-15 Biennium

\_\_\_\_ Governor's Recommended  
Page \_\_\_\_\_

\_\_\_\_ Legislatively Adopted  
Essential and Policy Package Fiscal Impact Summary - BPR013

# PROGRAMS – DEBT SERVICE

## ESSENTIAL AND POLICY PACKAGE FISCAL IMPACT SUMMARY

Judicial Dept  
Pkg: 201 - Oregon eCourt Debt Service

Cross Reference Name: eCourt Debt Service  
Cross Reference Number: 19800-087-00-00-00000

Description	General Fund	Lottery Funds	Other Funds	Federal Funds	Nonlimited Other Funds	Nonlimited Federal Funds	All Funds
<b>Revenues</b>							
General Fund Appropriation	5,197,274	-	-	-	-	-	5,197,274
General Fund Obligation Bonds	-	-	530,319	-	-	-	530,319
<b>Total Revenues</b>	<b>\$5,197,274</b>	<b>-</b>	<b>\$530,319</b>	<b>-</b>	<b>-</b>	<b>-</b>	<b>\$5,727,593</b>
<b>Services &amp; Supplies</b>							
Other COP Costs	-	-	530,319	-	-	-	530,319
<b>Total Services &amp; Supplies</b>	<b>-</b>	<b>-</b>	<b>\$530,319</b>	<b>-</b>	<b>-</b>	<b>-</b>	<b>\$530,319</b>
<b>Debt Service</b>							
Principal - Bonds	4,195,000	-	-	-	-	-	4,195,000
Interest - Bonds	1,002,274	-	-	-	-	-	1,002,274
<b>Total Debt Service</b>	<b>\$5,197,274</b>	<b>-</b>	<b>-</b>	<b>-</b>	<b>-</b>	<b>-</b>	<b>\$5,197,274</b>
<b>Total Expenditures</b>							
Total Expenditures	5,197,274	-	530,319	-	-	-	5,727,593
<b>Total Expenditures</b>	<b>\$5,197,274</b>	<b>-</b>	<b>\$530,319</b>	<b>-</b>	<b>-</b>	<b>-</b>	<b>\$5,727,593</b>
<b>Ending Balance</b>							
Ending Balance	-	-	-	-	-	-	-
<b>Total Ending Balance</b>	<b>-</b>	<b>-</b>	<b>-</b>	<b>-</b>	<b>-</b>	<b>-</b>	<b>-</b>

\_\_\_\_ Agency Request  
2013-15 Biennium

\_\_\_\_ Governor's Recommended  
Page \_\_\_\_\_

\_\_\_\_ Legislatively Adopted  
Essential and Policy Package Fiscal Impact Summary - BPR013

# PROGRAMS – DEBT SERVICE

**BPR012 – ORBITS Detail of Lottery Funds, Other Funds, and Federal Funds Revenue**

*DETAIL OF LOTTERY FUNDS, OTHER FUNDS, AND FEDERAL FUNDS REVENUE*

Judicial Dept				Agency Number: 19800		
2013-15 Biennium				Cross Reference Number: 19800-087-00-00-00000		
Source	2009-11 Actuals	2011-13 Leg Adopted Budget	2011-13 Leg Approved Budget	2013-15 Agency Request Budget	2013-15 Governor's Rec. Budget	2013-15 Leg Adopted Budget
<b>Other Funds</b>						
General Fund Obligation Bonds	-	100,000	326,592	530,319	-	-
<b>Total Other Funds</b>	-	<b>\$100,000</b>	<b>\$326,592</b>	<b>\$530,319</b>	-	-

\_\_\_\_ Agency Request  
2013-15 Biennium

\_\_\_\_ Governor's Recommended  
Page \_\_\_\_\_

\_\_\_\_ Legislatively Adopted  
Detail of LF, OF, and FF Revenues - BPR012

# PROGRAMS – DEBT SERVICE

**BPR007A – ORBITS Program Unit Appropriated Fund Group and Category Summary**

*Judicial Dept*

*Agency Number: 19800*

Program Unit Appropriated Fund Group and Category Summary  
 2013-15 Biennium  
 eCourt Debt Service

Version: V - 01 - Agency Request Budget  
 Cross Reference Number: 19800-087-00-00-00000

Description	2009-11 Actuals	2011-13 Leg Adopted Budget	2011-13 Leg Approved Budget	2013-15 Agency Request Budget	2013-15 Governor's Rec. Budget	2013-15 Leg Adopted Budget
<b>LIMITED BUDGET (Excluding Packages)</b>						
<b>SERVICES &amp; SUPPLIES</b>						
Other Funds	-	100,000	326,592	326,592	-	-
<b>TOTAL LIMITED BUDGET (Excluding Packages)</b>						
Other Funds	-	100,000	326,592	326,592	-	-
<b>LIMITED BUDGET (Essential Packages)</b>						
<b>022 PHASE-OUT PGM &amp; ONE-TIME COSTS</b>						
<b>SERVICES &amp; SUPPLIES</b>						
Other Funds	-	-	-	(326,592)	-	-
<b>TOTAL LIMITED BUDGET (Essential Packages)</b>						
Other Funds	-	-	-	(326,592)	-	-
<b>LIMITED BUDGET (Current Service Level)</b>						
Other Funds	-	100,000	326,592	-	-	-
<b>LIMITED BUDGET (Policy Packages)</b>						
<b>PRIORITY 0</b>						
<b>201 OREGON ECOURT DEBT SERVICE</b>						
<b>SERVICES &amp; SUPPLIES</b>						
Other Funds	-	-	-	530,319	-	-
<b>TOTAL LIMITED BUDGET (Policy Packages)</b>						
Other Funds	-	-	-	530,319	-	-
<b>TOTAL LIMITED BUDGET (Including Packages)</b>						

\_\_\_\_ Agency Request  
 2013-15 Biennium

\_\_\_\_ Governor's Recommended  
 Page \_\_\_\_\_

\_\_\_\_ Legislatively Adopted  
 Program Unit Appropriated Fund and Category Summary- BPR007A

# PROGRAMS – DEBT SERVICE

**Judicial Dept**

**Agency Number: 19800**

**Program Unit Appropriated Fund Group and Category Summary**  
**2013-15 Biennium**  
**eCourt Debt Service**

Version: V - 01 - Agency Request Budget  
 Cross Reference Number: 19800-087-00-00-00000

Description	2009-11 Actuals	2011-13 Leg Adopted Budget	2011-13 Leg Approved Budget	2013-15 Agency Request Budget	2013-15 Governor's Rec. Budget	2013-15 Leg Adopted Budget
Other Funds	-	100,000	326,592	530,319	-	-
<b>OPERATING BUDGET</b>						
Other Funds	-	100,000	326,592	530,319	-	-
<b>DEBT SERVICE (Excluding Packages)</b>						
<b>DEBT SERVICE</b>						
General Fund	10,661,602	16,971,657	20,258,576	18,133,375	-	-
<b>TOTAL DEBT SERVICE (Excluding Packages)</b>						
General Fund	10,661,602	16,971,657	20,258,576	18,133,375	-	-
<b>DEBT SERVICE (Current Service Level)</b>						
General Fund	10,661,602	16,971,657	20,258,576	18,133,375	-	-
<b>DEBT SERVICE (Policy Packages)</b>						
<b>PRIORITY 0</b>						
<b>201 OREGON ECOURT DEBT SERVICE</b>						
<b>DEBT SERVICE</b>						
General Fund	-	-	-	5,197,274	-	-
<b>TOTAL DEBT SERVICE (Policy Packages)</b>						
General Fund	-	-	-	5,197,274	-	-
<b>TOTAL DEBT SERVICE (Including Packages)</b>						
General Fund	10,661,602	16,971,657	20,258,576	23,330,649	-	-
<b>TOTAL BUDGET</b>						
General Fund	10,661,602	16,971,657	20,258,576	23,330,649	-	-

\_\_\_\_ Agency Request  
 2013-15 Biennium

\_\_\_\_ Governor's Recommended  
 Page \_\_\_\_\_

\_\_\_\_ Legislatively Adopted  
 Program Unit Appropriated Fund and Category Summary- BPR007A

# PROGRAMS – DEBT SERVICE

**Judicial Dept**

**Agency Number: 19800**

Program Unit Appropriated Fund Group and Category Summary

Version: V - 01 - Agency Request Budget

2013-15 Biennium

Cross Reference Number: 19800-087-00-00-00000

eCourt Debt Service

Description	2009-11 Actuals	2011-13 Leg Adopted Budget	2011-13 Leg Approved Budget	2013-15 Agency Request Budget	2013-15 Governor's Rec. Budget	2013-15 Leg Adopted Budget
Other Funds	-	100,000	326,592	530,319	-	-
All Funds	10,661,602	17,071,657	20,585,168	23,860,968	-	-

\_\_\_\_ Agency Request  
2013-15 Biennium

\_\_\_\_ Governor's Recommended  
Page \_\_\_\_\_

\_\_\_\_ Legislatively Adopted  
Program Unit Appropriated Fund and Category Summary- BPR007A



# PROGRAMS – MANDATED PAYMENTS

---

## Mandated Payments

The Mandated Payments Program includes the resources necessary to finance all costs associated with the administration of the trial and grand jury systems as governed by chapter 10 of the Oregon Revised Statutes, federally mandated, and other legislatively mandated costs found in ORS chapters 21, 36, 40, 45, 132, 133, 135, and 419.

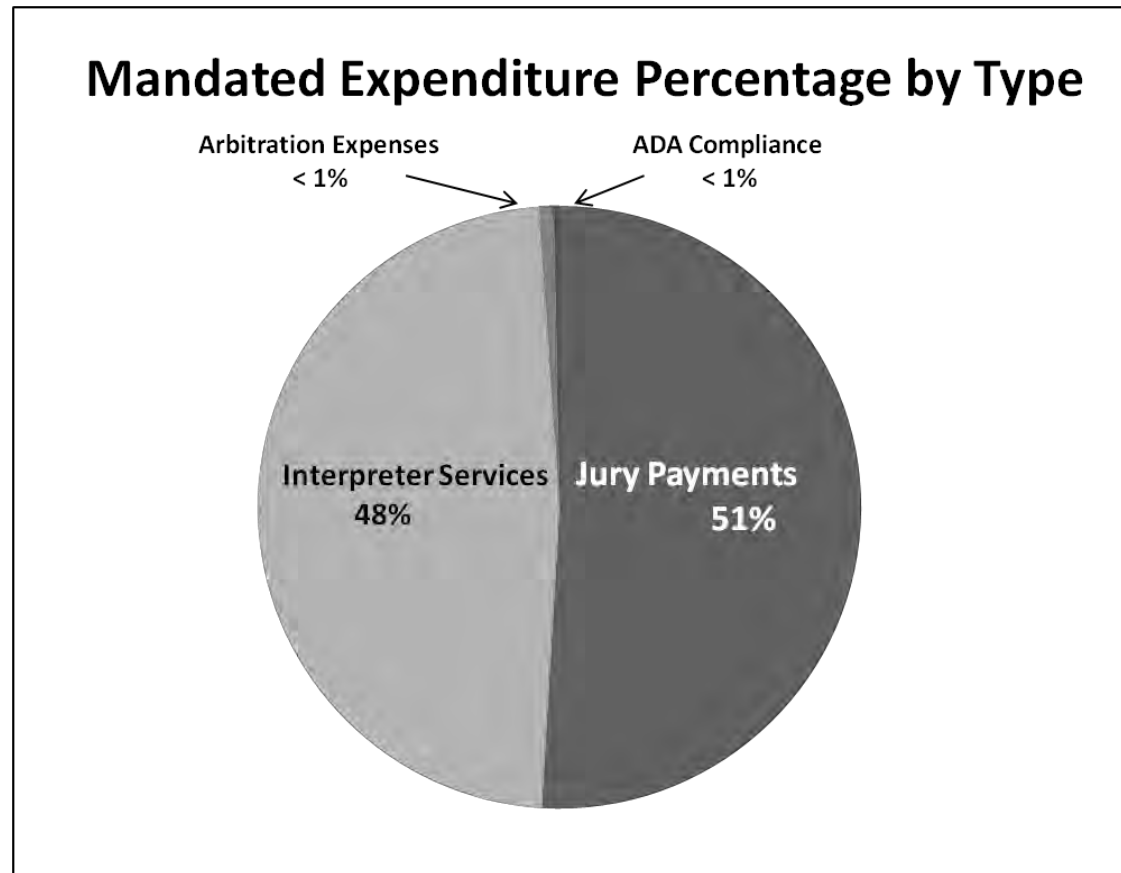
Costs associated with the Mandated Payments Program generally include, but are not limited to, the following:

- Creation of master jury list and other jury lists;
- Summoning and qualifying jurors;
- Providing juror orientation programs and materials;
- Per diem paid to jurors at the statutory rate;
- Mileage reimbursed to jurors at the statutory rate;
- Payment of juror meals, lodging, and commercial transportation at the actual cost;
- Payment of waived fees and costs for arbitrators related to court-annexed mandatory arbitration in civil actions;
- Payment of waived appellate transcript costs for a civil proceeding when a party is indigent;
- State-paid sign interpreters or real-time reporters for hearing-impaired jurors or other persons participating in court proceedings and department activities or programs as mandated by the Americans with Disabilities Act (ADA);
- Provision of assistive devices and other equipment or supplies required to provide reasonable accommodation to disabled persons as mandated by the ADA; and
- State-paid foreign language interpreters for court proceedings or department activities where the court or department is required by statute to provide an interpreter to uphold a non-English speaking person's constitutional rights and to provide access to basic court services.

## PROGRAMS – MANDATED PAYMENTS

---

The majority of funding for Mandated Payments falls into four categories: Interpreter Services, Jury Payments, Arbitrators, and ADA Compliance. The graph below outlines the 2011-13 biennium percentage spent by category.



The Mandated Payments Program is an important part of our heritage of government by the people and serves a vital function within the justice system by helping to ensure the continuance of our democratic process through maintenance of the jury system and access to courts by all persons.

## PROGRAMS – MANDATED PAYMENTS

---

### *Interpreter Services*

**ORS 45.273 Policy.** (1) *It is declared to be the policy of this state to secure the constitutional rights and other rights of persons who are unable to readily understand or communicate in the English language because of a non-English-speaking cultural background or a disability, and who as a result cannot be fully protected in administrative and court proceedings unless qualified interpreters are available to provide assistance.*

Interpreter services in the courts are vital. Non-English speakers cannot be prosecuted for crimes without the use of interpreters. Children cannot be protected without the use of interpreters. Interpreting services are also required to process criminal cases that involve non-English speaking witnesses and to litigate civil actions. As the population of Oregon residents who speak limited or no English continues to rise, the use of interpreting services in the courts must increase as well. The diversity of Oregon's population increased significantly in recent years along with the entire United States. Between 1990 and 2010, the Limited English Proficiency (LEP) population increased 80 percent. According to the 2010 US Census Bureau, nearly 6.3 percent of Oregon residents speak English less than "very well." More than 14 percent of Oregonians speak a language other than English at home (US Census Bureau American Community Survey Estimates, release date April 2010, <http://www.census.gov>).

During the 2011-13 biennium, interpreter services have been provided in over 100 languages and dialects (including hearing impaired). Spanish speakers comprise the majority of litigants using interpreters in the judicial system in Oregon.

Interpreter services are delivered by Oregon Judicial Department (OJD) staff or by independent contractor certified court interpreters. These activities are managed and scheduled by the Court Interpreter Services (CIS) office to minimize state expenses and effectively utilize staff resources. The CIS office supports 23 positions, 22.31 FTE, with a majority of personnel focused on interpreter utilization and scheduling and management of interpreter certification and education programs.

Court interpreting is a high-level skill requiring over 15 cognitive abilities applied simultaneously. Being bilingual, even at a high level of fluency, is not sufficient qualification for legal court interpreting. OJD requires certification of interpreters to ensure access to justice through a rigorous testing process administered by the department. The Oregon court interpreting examination pass rate is just 19 percent. This requirement reduces the pool of qualified available interpreters.

While OJD attempts to maintain a large pool of certified freelance interpreters, market demands for these services are impacting the ability of OJD to meet the needs of non-English speaking Oregonians. The current hourly rate for certified interpreters was established on January 1, 1998, at \$32.50/hour and has been frozen since. With no increases for over 14 years, the OJD hourly rate has become increasingly noncompetitive compared to other options available for freelance interpreters in today's marketplace. The table below outlines some other freelance interpreter rates attracting certified interpreters in the market today.

## PROGRAMS – MANDATED PAYMENTS

---

### Comparison of Interpreter Hourly Rates

Organization	Hourly Rate	Since	Comments
Oregon Courts	\$ 32.50	1998	Current Oregon Certified Freelance Interpreter rate
Oregon Agencies (DAS Cooperative Purchasing Program)	\$ 45.00	2001	Workers' Compensation, municipalities, administrative hearings, counties, school districts, special districts, Department of Human Services contracts, Oregon University System, Native American tribes, etc.
Freelance legal interpreting work	\$ 80.00	2007	Private attorney depositions, investigators, attorney-client
Washington Courts	\$ 50.00	2008	Ten counties, including Clark County, Vancouver, Washington
King County, Seattle Courts	\$ 40.00	2011	
California Courts	\$ 39.14	2011	Paid in full or half days
Federal Courts	\$ 48.50 (overtime pay \$55.00)	2010	Paid in full or half days
50 states, National Consortium of Certified Court Interpreters Members	\$ 51.68 (average)	2011	2011 survey of consortium members

The hourly rate disparity is impacting the ability of the courts to recruit and maintain a pool of certified quality interpreters and the ability to schedule those individuals for circuit courts when more lucrative options are available. In order to continue to meet statutory requirements in this area, OJD is submitting Policy Option Package No. 213 – Contract Interpreter Rate Increase, to fund existing interpreter levels at a proposed new hourly rate of \$45 per hour. This rate would match the present Department of Administrative Services rate, and while less than many alternatives, would allow for the courts to be more competitive for these resources.

## PROGRAMS – MANDATED PAYMENTS

---

### *Jury Payments*

Juror fees are fixed by the Legislature. In a circuit court, a juror is entitled to \$10 per day for the first and second day of service, then \$25 for the third and subsequent days of service. Mileage reimbursement is \$0.20 per mile to travel to jury service in the circuit court. Juror pay is subject to income tax but need not be reported for Social Security purposes. A juror is entitled to receive payment for a full day when the juror arrives at the court to begin service under the summons, even if that person does not actually participate in a trial or is excused immediately after answering the roll call. If necessary during the course of jury deliberations, the judge may order that food, drink, lodging, or transportation be provided to a jury depending upon the circumstances of the case.

Overall expenditures in this area are impacted by the number and length of jury trials and grand juries. In 2011, over 92,000 Oregonians received compensation for jury duty, with an average payment of \$26.95 per individual.

### *Arbitrators*

Two kinds of cases go into arbitration under state law:

- Some civil actions involving claims for damages or money, and
- Some family law matters.

In a civil case, one person or business sues another person or business, usually for monetary damages. A civil case might be about costs and injuries from an accident or a disagreement about a contract. All civil cases filed in state court involving less than \$50,000, except small claims cases, must go to arbitration. In some courts, parties can go to mediation instead of arbitration.

State law also requires arbitration in domestic relations or family law cases where the parties only disagree about what to do with their property and their debts. In some counties, the parties can also agree to arbitrate disagreements about child or spousal support.

If a party cannot afford to pay for the cost of arbitration, the State of Oregon pays the expenses.

## PROGRAMS – MANDATED PAYMENTS

---

### *ADA Compliance*

Mandated Payments also includes the costs for providing the public access to state court facilities and adherence to the Americans with Disabilities Act of 1990 (amended 2008). Expenditures in this area can vary greatly from biennium to biennium. Amendments to existing laws may require significant modifications to existing facilities to meet required specifications. Also, accommodation and access items, such as listening devices, periodically must be replaced due to damage or when the items reach the end of their useful life.

## PROGRAMS – MANDATED PAYMENTS

---

### Current Service Level

The Current Service Level (CSL) includes Emergency Board and legislative actions through September 2012. The CSL totals \$14.2 million (All Funds). This reflects a \$0.8 million (6 percent) increase over the 2011-13 Legislatively Approved Budget. This level of funding allows the Oregon Judicial Department (OJD) to continue to provide access to the judicial system in Oregon.

### Chief Justice’s Recommended Budget

The Chief Justice’s Recommended Budget for the 2011-13 biennium totals \$15.6 million (All Funds). This amount includes policy option packages totaling \$1.3 million.

**Policy Option Package - 213:** Provides funding to increase freelance certified interpreter hourly rate to \$45 per hour from the current rate of \$32.50 per hour. The present rate has been in effect since 1998 and is not competitive. Funding would provide a rate increase, but only at existing usage levels. The package includes General Fund funding of \$1.5 million with no new FTE.

### Mandated Payments Budget Summary

	2009-11 Actual Expenditures	2011-13 Legislatively Approved Budget	2013-15 Current Service Level (CSL)	2013-15 Chief Justice’s Recommended*
General Fund	\$13,350,575	\$13,363,746	\$14,107,172	\$15,646,307
Other Funds				
Federal Funds				
Nonlimited (Other)		\$535,335	\$526,005	\$526,005
<b>TOTAL – ALL FUNDS</b>	<b>\$13,350,575</b>	<b>\$13,899,081</b>	<b>\$14,696,177</b>	<b>\$16,172,312</b>
Positions	20	23	23	23
FTE	20.50	23.00	22.31	22.31

\* Includes CSL and all policy option packages.

# PROGRAMS – MANDATED PAYMENTS

---

## Essential Packages

### Purpose

The essential packages present budget adjustments needed to bring the legislatively approved budget to Current Service Level (CSL), the calculated cost of continuing legislatively approved programs into the 2013-15 biennium.

### Staffing Impact

The essential packages have no impact on staffing levels for Mandated Payments.

### Revenue Source

The essential packages increase the General Fund appropriation by \$290,071 and increase the Other Funds limited budget by \$13,486.

### 010 Non-PICS Personal Service Adjustments

The cost of Non-PICS Personal Services increases General Fund totals by \$39,293 and Other Funds by \$2,086. These amounts are comprised of costs related to Mass Transit Tax not calculated by PICS (\$2,521 increase) and Pension Bond Contribution (\$38,030 increase).

### 021 Phase-In

The Mandated Payments budget has no adjustment for phased-in programs.

### 022 Phase-Out Program and One-Time Costs

The Mandated Payments budget has no phase-out program and one-time costs.



## PROGRAMS – MANDATED PAYMENTS

---

### **031 Inflation and Price List Adjustments**

The cost of goods and services increases General Fund totals by \$250,778 and increases the Other Funds limited budget by \$11,400. This reflects the standard inflation rate of 2.4 percent on goods and services.

### **040 Mandated Caseload**

The Mandated Payments budget has no adjustment for mandated caseload. Increased efficiency in managing the use of interpreters has mitigated increased use as the demographics of the state have changed.

### **050 Fund Shifts**

The Mandated Payments budget has no fund shifts within its CSL budget.

### **060 Technical Adjustments**

The Mandated Payments budget has no technical adjustments within its CSL budget.

## PROGRAMS – MANDATED PAYMENTS

---

### *Policy Option Package: 213 – Contractor Interpreter Rate Increase*

**Companion Package:** No

#### **Purpose**

This package is intended to allow for an increase in the hourly rate for freelance certified interpreters from the present rate of \$32.50 per hour, which was established on January 1, 1998, to \$45 per hour. The mandate to provide interpreters and pay for them at a rate established by the State Court Administrator lies in statutes revised between 1991 and 2007 (ORS 45.272, ORS 45.285, ORS 45.288, and ORS 45.291). The present rate (\$32.50/hour) lags behind the Department of Administrative Services approved rate (\$45/hour), Federal courts (\$48.50/hour), State of Washington courts (\$40 to \$50/hour), and the rate of average freelance legal interpreting work (\$80/hour). The Oregon Judicial Department (OJD) is presently experiencing difficulty in obtaining certified interpreters due to lower hourly compensation levels. OJD will increase its rate to equal the Department of Administrative Services Cooperative Purchasing Program rate of \$45 per hour to be more competitive in attempting to secure interpreter services.

#### **How Achieved**

The package provides funding Professional Services for Mandated Payments resulting from an increased rate of pay for certified interpreters. This additional funding is intended to only pay for the increased hourly rate, not increase the planned volume of interpreter work hours. The package will add \$1,476,135 in Professional Services General Fund allocation.

#### **Staffing Impact**

None.

#### **Revenue Source**

\$ 1,476,135 – General Funds

# PROGRAMS – MANDATED PAYMENTS

## *ORBITS and PICS Reports*

### BPR013 – ORBITS Essential and Policy Package Fiscal Impact Summary

#### ESSENTIAL AND POLICY PACKAGE FISCAL IMPACT SUMMARY

Judicial Dept Cross Reference Name: Mandated Payments  
 Pkg: 010 - Non-PICS Psnl Svc / Vacancy Factor Cross Reference Number: 19800-200-00-00-00000

Description	General Fund	Lottery Funds	Other Funds	Federal Funds	Nonlimited Other Funds	Nonlimited Federal Funds	All Funds
<b>Revenues</b>							
General Fund Appropriation	39,293	-	-	-	-	-	39,293
<b>Total Revenues</b>	<b>\$39,293</b>	-	-	-	-	-	<b>\$39,293</b>
<b>Personal Services</b>							
All Other Differential	650	-	-	-	-	-	650
Public Employees' Retire Cont	128	-	-	-	-	-	128
Pension Obligation Bond	36,120	-	1,910	-	-	-	38,030
Social Security Taxes	50	-	-	-	-	-	50
Mass Transit Tax	2,345	-	176	-	-	-	2,521
<b>Total Personal Services</b>	<b>\$39,293</b>	-	<b>\$2,086</b>	-	-	-	<b>\$41,379</b>
<b>Total Expenditures</b>							
Total Expenditures	39,293	-	2,086	-	-	-	41,379
<b>Total Expenditures</b>	<b>\$39,293</b>	-	<b>\$2,086</b>	-	-	-	<b>\$41,379</b>
<b>Ending Balance</b>							
Ending Balance	-	-	(2,086)	-	-	-	(2,086)
<b>Total Ending Balance</b>	-	-	<b>(\$2,086)</b>	-	-	-	<b>(\$2,086)</b>

\_\_\_\_ Agency Request  
2013-15 Biennium

\_\_\_\_ Governor's Recommended  
Page \_\_\_\_\_

\_\_\_\_ Legislatively Adopted  
Essential and Policy Package Fiscal Impact Summary - BPR013

# PROGRAMS – MANDATED PAYMENTS

## ESSENTIAL AND POLICY PACKAGE FISCAL IMPACT SUMMARY

Judicial Dept  
Pkg: 031 - Standard Inflation

Cross Reference Name: Mandated Payments  
Cross Reference Number: 19800-200-00-00-00000

Description	General Fund	Lottery Funds	Other Funds	Federal Funds	Nonlimited Other Funds	Nonlimited Federal Funds	All Funds
<b>Revenues</b>							
General Fund Appropriation	250,778	-	-	-	-	-	250,778
<b>Total Revenues</b>	<b>\$250,778</b>	<b>-</b>	<b>-</b>	<b>-</b>	<b>-</b>	<b>-</b>	<b>\$250,778</b>
<b>Services &amp; Supplies</b>							
Instate Travel	601	-	-	-	-	-	601
Employee Training	415	-	-	-	-	-	415
Office Expenses	166	-	-	-	-	-	166
Telecommunications	1,493	-	-	-	-	-	1,493
Data Processing	2,585	-	-	-	-	-	2,585
Professional Services	115,905	-	-	-	-	-	115,905
Dues and Subscriptions	373	-	-	-	-	-	373
Agency Program Related S and S	126,761	-	11,400	-	-	-	138,161
Other Services and Supplies	737	-	-	-	-	-	737
Expendable Prop 250 - 5000	871	-	-	-	-	-	871
IT Expendable Property	871	-	-	-	-	-	871
<b>Total Services &amp; Supplies</b>	<b>\$250,778</b>	<b>-</b>	<b>\$11,400</b>	<b>-</b>	<b>-</b>	<b>-</b>	<b>\$262,178</b>
<b>Total Expenditures</b>							
Total Expenditures	250,778	-	11,400	-	-	-	262,178
<b>Total Expenditures</b>	<b>\$250,778</b>	<b>-</b>	<b>\$11,400</b>	<b>-</b>	<b>-</b>	<b>-</b>	<b>\$262,178</b>

\_\_\_\_ Agency Request  
2013-15 Biennium

\_\_\_\_ Governor's Recommended  
Page \_\_\_\_\_

\_\_\_\_ Legislatively Adopted  
Essential and Policy Package Fiscal Impact Summary - BPR013

# PROGRAMS – MANDATED PAYMENTS

## ESSENTIAL AND POLICY PACKAGE FISCAL IMPACT SUMMARY

Judicial Dept  
Pkg: 031 - Standard Inflation

Cross Reference Name: Mandated Payments  
Cross Reference Number: 19800-200-00-00-00000

<i>Description</i>	General Fund	Lottery Funds	Other Funds	Federal Funds	Nonlimited Other Funds	Nonlimited Federal Funds	All Funds
<b>Ending Balance</b>							
Ending Balance	-	-	(11,400)	-	-	-	(11,400)
<b>Total Ending Balance</b>	<b>-</b>	<b>-</b>	<b>(\$11,400)</b>	<b>-</b>	<b>-</b>	<b>-</b>	<b>(\$11,400)</b>

\_\_\_\_ Agency Request  
2013-15 Biennium

\_\_\_\_ Governor's Recommended  
Page \_\_\_\_\_

\_\_\_\_ Legislatively Adopted  
Essential and Policy Package Fiscal Impact Summary - BPR013

# PROGRAMS – MANDATED PAYMENTS

## ESSENTIAL AND POLICY PACKAGE FISCAL IMPACT SUMMARY

Judicial Dept

Cross Reference Name: Mandated Payments

Pkg: 213 - Contract Interpreter Rate Increase - Mandated Payments

Cross Reference Number: 19800-200-00-00-00000

Description	General Fund	Lottery Funds	Other Funds	Federal Funds	Nonlimited Other Funds	Nonlimited Federal Funds	All Funds
<b>Revenues</b>							
General Fund Appropriation	1,476,135	-	-	-	-	-	1,476,135
<b>Total Revenues</b>	<b>\$1,476,135</b>	-	-	-	-	-	<b>\$1,476,135</b>
<b>Services &amp; Supplies</b>							
Professional Services	1,476,135	-	-	-	-	-	1,476,135
<b>Total Services &amp; Supplies</b>	<b>\$1,476,135</b>	-	-	-	-	-	<b>\$1,476,135</b>
<b>Total Expenditures</b>							
Total Expenditures	1,476,135	-	-	-	-	-	1,476,135
<b>Total Expenditures</b>	<b>\$1,476,135</b>	-	-	-	-	-	<b>\$1,476,135</b>
<b>Ending Balance</b>							
Ending Balance	-	-	-	-	-	-	-
<b>Total Ending Balance</b>	<b>-</b>	<b>-</b>	<b>-</b>	<b>-</b>	<b>-</b>	<b>-</b>	<b>-</b>

\_\_\_\_ Agency Request  
2013-15 Biennium

\_\_\_\_ Governor's Recommended  
Page \_\_\_\_\_

\_\_\_\_ Legislatively Adopted  
Essential and Policy Package Fiscal Impact Summary - BPR013

# PROGRAMS – MANDATED PAYMENTS

## DETAIL OF LOTTERY FUNDS, OTHER FUNDS, AND FEDERAL FUNDS REVENUE

<i>Source</i>	2009-11 Actuals	2011-13 Leg Adopted Budget	2011-13 Leg Approved Budget	2013-15 Agency Request Budget	2013-15 Governor's Rec. Budget	2013-15 Leg Adopted Budget
<b>Other Funds</b>						
Business Lic and Fees	-	-	-	80,000	-	-
Charges for Services	-	78,658	78,658	-	-	-
Donations	-	486,400	486,400	500,610	-	-
<b>Total Other Funds</b>	-	<b>\$565,058</b>	<b>\$565,058</b>	<b>\$580,610</b>	-	-

\_\_\_\_ Agency Request  
2013-15 Biennium

\_\_\_\_ Governor's Recommended  
Page \_\_\_\_\_

\_\_\_\_ Legislatively Adopted  
Detail of LF, OF, and FF Revenues - BPR012

# PROGRAMS – MANDATED PAYMENTS

**Judicial Dept**

**Agency Number: 19800**

**Program Unit Appropriated Fund Group and Category Summary**  
**2013-15 Biennium**  
**Mandated Payments**

Version: V - 01 - Agency Request Budget  
 Cross Reference Number: 19800-200-00-00-00000

Description	2009-11 Actuals	2011-13 Leg Adopted Budget	2011-13 Leg Approved Budget	2013-15 Agency Request Budget	2013-15 Governor's Rec. Budget	2013-15 Leg Adopted Budget
-------------	-----------------	----------------------------	-----------------------------	-------------------------------	--------------------------------	----------------------------

**LIMITED BUDGET (Excluding Packages)**

**PERSONAL SERVICES**

General Fund	2,913,916	3,494,177	3,604,518	4,120,873	-	-
Other Funds	-	60,335	60,335	37,519	-	-
<b>All Funds</b>	<b>2,913,916</b>	<b>3,554,512</b>	<b>3,664,853</b>	<b>4,158,392</b>	<b>-</b>	<b>-</b>

**SERVICES & SUPPLIES**

General Fund	10,436,659	9,395,223	9,759,228	9,759,228	-	-
Other Funds	-	475,000	475,000	475,000	-	-
<b>All Funds</b>	<b>10,436,659</b>	<b>9,870,223</b>	<b>10,234,228</b>	<b>10,234,228</b>	<b>-</b>	<b>-</b>

**TOTAL LIMITED BUDGET (Excluding Packages)**

General Fund	13,350,575	12,889,400	13,363,746	13,880,101	-	-
Other Funds	-	535,335	535,335	512,519	-	-
<b>All Funds</b>	<b>13,350,575</b>	<b>13,424,735</b>	<b>13,899,081</b>	<b>14,392,620</b>	<b>-</b>	<b>-</b>

**AUTHORIZED POSITIONS**

	20	23	23	23	-	-
--	----	----	----	----	---	---

**AUTHORIZED FTE**

	20.50	23.00	23.00	22.31	-	-
--	-------	-------	-------	-------	---	---

**LIMITED BUDGET (Essential Packages)**

**010 NON-PICS PSNL SVC / VACANCY FACTOR**

**PERSONAL SERVICES**

General Fund	-	-	-	39,293	-	-
Other Funds	-	-	-	2,086	-	-
<b>All Funds</b>	<b>-</b>	<b>-</b>	<b>-</b>	<b>41,379</b>	<b>-</b>	<b>-</b>

\_\_\_\_ Agency Request  
 2013-15 Biennium

\_\_\_\_ Governor's Recommended  
 Page \_\_\_\_\_

\_\_\_\_ Legislatively Adopted  
 Program Unit Appropriated Fund and Category Summary- BPR007A



# PROGRAMS – MANDATED PAYMENTS

**Judicial Dept**

**Agency Number: 19800**

**Program Unit Appropriated Fund Group and Category Summary**  
 2013-15 Biennium  
 Mandated Payments

Version: V - 01 - Agency Request Budget  
 Cross Reference Number: 19800-200-00-00-00000

Description	2009-11 Actuals	2011-13 Leg Adopted Budget	2011-13 Leg Approved Budget	2013-15 Agency Request Budget	2013-15 Governor's Rec. Budget	2013-15 Leg Adopted Budget
<b>031 STANDARD INFLATION</b>						
<b>SERVICES &amp; SUPPLIES</b>						
General Fund	-	-	-	250,778	-	-
Other Funds	-	-	-	11,400	-	-
All Funds	-	-	-	262,178	-	-
<b>TOTAL LIMITED BUDGET (Essential Packages)</b>						
General Fund	-	-	-	290,071	-	-
Other Funds	-	-	-	13,486	-	-
All Funds	-	-	-	303,557	-	-
<b>LIMITED BUDGET (Current Service Level)</b>						
General Fund	13,350,575	12,889,400	13,363,746	14,170,172	-	-
Other Funds	-	535,335	535,335	526,005	-	-
All Funds	13,350,575	13,424,735	13,899,081	14,696,177	-	-
<b>AUTHORIZED POSITIONS</b>						
	20	23	23	23	-	-
<b>AUTHORIZED FTE</b>						
	20.50	23.00	23.00	22.31	-	-
<b>LIMITED BUDGET (Policy Packages)</b>						
<b>PRIORITY 0</b>						
<b>213 CONTRACT INTERPRETER RATE INCREASE - M/</b>						
		JT				
<b>SERVICES &amp; SUPPLIES</b>						
General Fund	-	-	-	1,476,135	-	-
<b>TOTAL LIMITED BUDGET (Policy Packages)</b>						

\_\_\_\_ Agency Request  
 2013-15 Biennium

\_\_\_\_ Governor's Recommended  
 Page \_\_\_\_\_

\_\_\_\_ Legislatively Adopted  
 Program Unit Appropriated Fund and Category Summary- BPR007A

# PROGRAMS – MANDATED PAYMENTS

**Judicial Dept**

**Agency Number: 19800**

**Program Unit Appropriated Fund Group and Category Summary**  
**2013-15 Biennium**  
**Mandated Payments**

**Version: V - 01 - Agency Request Budget**  
**Cross Reference Number: 19800-200-00-00-00000**

Description	2009-11 Actuals	2011-13 Leg Adopted Budget	2011-13 Leg Approved Budget	2013-15 Agency Request Budget	2013-15 Governor's Rec. Budget	2013-15 Leg Adopted Budget
General Fund	-	-	-	1,476,135	-	-
<b>TOTAL LIMITED BUDGET (Including Packages)</b>						
General Fund	13,350,575	12,889,400	13,363,746	15,646,307	-	-
Other Funds	-	535,335	535,335	526,005	-	-
All Funds	13,350,575	13,424,735	13,899,081	16,172,312	-	-
<b>AUTHORIZED POSITIONS</b>	20	23	23	23	-	-
<b>AUTHORIZED FTE</b>	20.50	23.00	23.00	22.31	-	-
<b>OPERATING BUDGET</b>						
General Fund	13,350,575	12,889,400	13,363,746	15,646,307	-	-
Other Funds	-	535,335	535,335	526,005	-	-
All Funds	13,350,575	13,424,735	13,899,081	16,172,312	-	-
<b>AUTHORIZED POSITIONS</b>	20	23	23	23	-	-
<b>AUTHORIZED FTE</b>	20.50	23.00	23.00	22.31	-	-
<b>TOTAL BUDGET</b>						
General Fund	13,350,575	12,889,400	13,363,746	15,646,307	-	-
Other Funds	-	535,335	535,335	526,005	-	-
All Funds	13,350,575	13,424,735	13,899,081	16,172,312	-	-
<b>AUTHORIZED POSITIONS</b>	20	23	23	23	-	-
<b>AUTHORIZED FTE</b>	20.50	23.00	23.00	22.31	-	-

\_\_\_\_ Agency Request  
 2013-15 Biennium

\_\_\_\_ Governor's Recommended  
 Page \_\_\_\_\_

\_\_\_\_ Legislatively Adopted  
 Program Unit Appropriated Fund and Category Summary- BPR007A

# PROGRAMS – MANDATED PAYMENTS

**BPR012 – ORBITS Detail of Lottery Funds, Other Funds, and Federal Funds Revenue**

**DETAIL OF LOTTERY FUNDS, OTHER FUNDS, AND FEDERAL FUNDS REVENUE**

Judicial Dept				Agency Number: 19800		
2013-15 Biennium				Cross Reference Number: 19800-200-00-00-00000		
Source	2009-11 Actuals	2011-13 Leg Adopted Budget	2011-13 Leg Approved Budget	2013-15 Agency Request Budget	2013-15 Governor's Rec. Budget	2013-15 Leg Adopted Budget
<b>Other Funds</b>						
Business Lic and Fees	-	-	-	80,000	-	-
Charges for Services	-	78,658	78,658	-	-	-
Donations	-	486,400	486,400	500,610	-	-
<b>Total Other Funds</b>	-	<b>\$565,058</b>	<b>\$565,058</b>	<b>\$580,610</b>	-	-

\_\_\_\_ Agency Request  
2013-15 Biennium

\_\_\_\_ Governor's Recommended  
Page \_\_\_\_\_

\_\_\_\_ Legislatively Adopted  
Detail of LF, OF, and FF Revenues - BPR012

# PROGRAMS – MANDATED PAYMENTS

## BPR007A – ORBITS Program Unit Appropriated Fund Group and Category Summary

*Judicial Dept*

*Agency Number: 19800*

Program Unit Appropriated Fund Group and Category Summary  
2013-15 Biennium  
Mandated Payments

Version: V - 01 - Agency Request Budget  
Cross Reference Number: 19800-200-00-00-00000

Description	2009-11 Actuals	2011-13 Leg Adopted Budget	2011-13 Leg Approved Budget	2013-15 Agency Request Budget	2013-15 Governor's Rec. Budget	2013-15 Leg Adopted Budget
<b>LIMITED BUDGET (Excluding Packages)</b>						
<b>PERSONAL SERVICES</b>						
General Fund	2,913,916	3,494,177	3,604,518	4,120,873	-	-
Other Funds	-	60,335	60,335	37,519	-	-
All Funds	2,913,916	3,554,512	3,664,853	4,158,392	-	-
<b>SERVICES &amp; SUPPLIES</b>						
General Fund	10,436,659	9,395,223	9,759,228	9,759,228	-	-
Other Funds	-	475,000	475,000	475,000	-	-
All Funds	10,436,659	9,870,223	10,234,228	10,234,228	-	-
<b>TOTAL LIMITED BUDGET (Excluding Packages)</b>						
General Fund	13,350,575	12,889,400	13,363,746	13,880,101	-	-
Other Funds	-	535,335	535,335	512,519	-	-
All Funds	13,350,575	13,424,735	13,899,081	14,392,620	-	-
<b>AUTHORIZED POSITIONS</b>	20	23	23	23	-	-
<b>AUTHORIZED FTE</b>	20.50	23.00	23.00	22.31	-	-
<b>LIMITED BUDGET (Essential Packages)</b>						
<b>010 NON-PICS PSNL SVC / VACANCY FACTOR</b>						
<b>PERSONAL SERVICES</b>						
General Fund	-	-	-	39,293	-	-
Other Funds	-	-	-	2,086	-	-
All Funds	-	-	-	41,379	-	-

\_\_\_\_ Agency Request  
2013-15 Biennium

\_\_\_\_ Governor's Recommended  
Page \_\_\_\_\_

\_\_\_\_ Legislatively Adopted  
Program Unit Appropriated Fund and Category Summary- BPR007A

# PROGRAMS – MANDATED PAYMENTS

**Judicial Dept**

**Agency Number: 19800**

**Program Unit Appropriated Fund Group and Category Summary**  
**2013-15 Biennium**  
**Mandated Payments**

Version: V - 01 - Agency Request Budget  
 Cross Reference Number: 19800-200-00-00-00000

Description	2009-11 Actuals	2011-13 Leg Adopted Budget	2011-13 Leg Approved Budget	2013-15 Agency Request Budget	2013-15 Governor's Rec. Budget	2013-15 Leg Adopted Budget
<b>031 STANDARD INFLATION</b>						
<b>SERVICES &amp; SUPPLIES</b>						
General Fund	-	-	-	250,778	-	-
Other Funds	-	-	-	11,400	-	-
All Funds	-	-	-	262,178	-	-
<b>TOTAL LIMITED BUDGET (Essential Packages)</b>						
General Fund	-	-	-	290,071	-	-
Other Funds	-	-	-	13,486	-	-
All Funds	-	-	-	303,557	-	-
<b>LIMITED BUDGET (Current Service Level)</b>						
General Fund	13,350,575	12,889,400	13,363,746	14,170,172	-	-
Other Funds	-	535,335	535,335	526,005	-	-
All Funds	13,350,575	13,424,735	13,899,081	14,696,177	-	-
<b>AUTHORIZED POSITIONS</b>	20	23	23	23	-	-
<b>AUTHORIZED FTE</b>	20.50	23.00	23.00	22.31	-	-
<b>LIMITED BUDGET (Policy Packages)</b>						
<b>PRIORITY 0</b>						
<b>213 CONTRACT INTERPRETER RATE INCREASE - M/</b>		N				
<b>SERVICES &amp; SUPPLIES</b>						
General Fund	-	-	-	1,476,135	-	-
<b>TOTAL LIMITED BUDGET (Policy Packages)</b>						

\_\_\_\_ Agency Request  
 2013-15 Biennium

\_\_\_\_ Governor's Recommended  
 Page \_\_\_\_\_

\_\_\_\_ Legislatively Adopted  
 Program Unit Appropriated Fund and Category Summary- BPR007A

# PROGRAMS – MANDATED PAYMENTS

**Judicial Dept**

**Agency Number: 19800**

**Program Unit Appropriated Fund Group and Category Summary**  
**2013-15 Biennium**  
**Mandated Payments**

Version: V - 01 - Agency Request Budget  
 Cross Reference Number: 19800-200-00-00-00000

Description	2009-11 Actuals	2011-13 Leg Adopted Budget	2011-13 Leg Approved Budget	2013-15 Agency Request Budget	2013-15 Governor's Rec. Budget	2013-15 Leg Adopted Budget
General Fund	-	-	-	1,476,135	-	-
<b>TOTAL LIMITED BUDGET (Including Packages)</b>						
General Fund	13,350,575	12,889,400	13,363,746	15,646,307	-	-
Other Funds	-	535,335	535,335	526,005	-	-
All Funds	13,350,575	13,424,735	13,899,081	16,172,312	-	-
<b>AUTHORIZED POSITIONS</b>	20	23	23	23	-	-
<b>AUTHORIZED FTE</b>	20.50	23.00	23.00	22.31	-	-
<b>OPERATING BUDGET</b>						
General Fund	13,350,575	12,889,400	13,363,746	15,646,307	-	-
Other Funds	-	535,335	535,335	526,005	-	-
All Funds	13,350,575	13,424,735	13,899,081	16,172,312	-	-
<b>AUTHORIZED POSITIONS</b>	20	23	23	23	-	-
<b>AUTHORIZED FTE</b>	20.50	23.00	23.00	22.31	-	-
<b>TOTAL BUDGET</b>						
General Fund	13,350,575	12,889,400	13,363,746	15,646,307	-	-
Other Funds	-	535,335	535,335	526,005	-	-
All Funds	13,350,575	13,424,735	13,899,081	16,172,312	-	-
<b>AUTHORIZED POSITIONS</b>	20	23	23	23	-	-
<b>AUTHORIZED FTE</b>	20.50	23.00	23.00	22.31	-	-

\_\_\_\_ Agency Request  
 2013-15 Biennium

\_\_\_\_ Governor's Recommended  
 Page \_\_\_\_\_

\_\_\_\_ Legislatively Adopted  
 Program Unit Appropriated Fund and Category Summary- BPR007A

# PROGRAMS – STATE COURT FACILITIES AND SECURITY

---

## State Court Facilities and Security

During the 2011 Legislative Session, HB 2012 established the Criminal Fine Account and modified the State Court Facilities and Security Account (SCFSA). The bill also made major changes to ORS 1.178, which was further modified in the 2012 Legislative Session by SB 1579. These changes created four discrete, allowable expense categories, funded through a biennial allocation from the Criminal Fine Account to the SCFSA. These expenditure categories are as follows:

- Developing or implementing the plan for state court security emergency preparedness and business continuity adopted under ORS 1.177. Expenditures may not be used to fund positions in the Oregon Judicial Department (OJD).
- Statewide training on state court security.
- Distributions to court facilities security accounts in each county, maintained under ORS 1.182.
- Capital improvements for courthouses and other state court facilities.

Expenditures under the first two areas fall under the Security and Emergency Preparedness Office (SEPO), located in the Office of the State Court Administrator (OSCA).

### Security and Emergency Preparedness Office

SEPO is responsible for successful implementation of security standards for state court security adopted by ORS 1.177. The priority for the programs of the office reflect protection of judges, staff, and clients across the continuum of security threats, emergency incidents, and long-term events that require activations of business continuity plans. Since its creation in 2007, SEPO has evolved from managing activities around creation of security requirements and standards to implementation of required standards throughout the state court system. Examples of program components for SEPO include the following:

1. Security of the Supreme Court and Justice Buildings
2. Security of the Chief Justice of the Oregon Supreme Court / judicial branch
3. Identification and access control card program for the department
4. Emergency response trailer operations and maintenance
5. Emergency communications devices that include satellite and smart phones
6. Maintenance of existing security systems

## PROGRAMS – STATE COURT FACILITIES AND SECURITY

---

7. Supplemental funding for sheriff offices providing security for high-risk cases in the circuit courts
8. Training for deputy sheriffs providing security for circuit courts of the state
9. Emergency operations funds for security, emergency preparedness, or business continuity events impacting the circuit or appellate courts or OSCA
10. Security and emergency preparedness training for judges, court staff, and OSCA
11. Business continuity exercise program, which tests court and OSCA continuity plans in accordance with Chief Justice Order 10-048

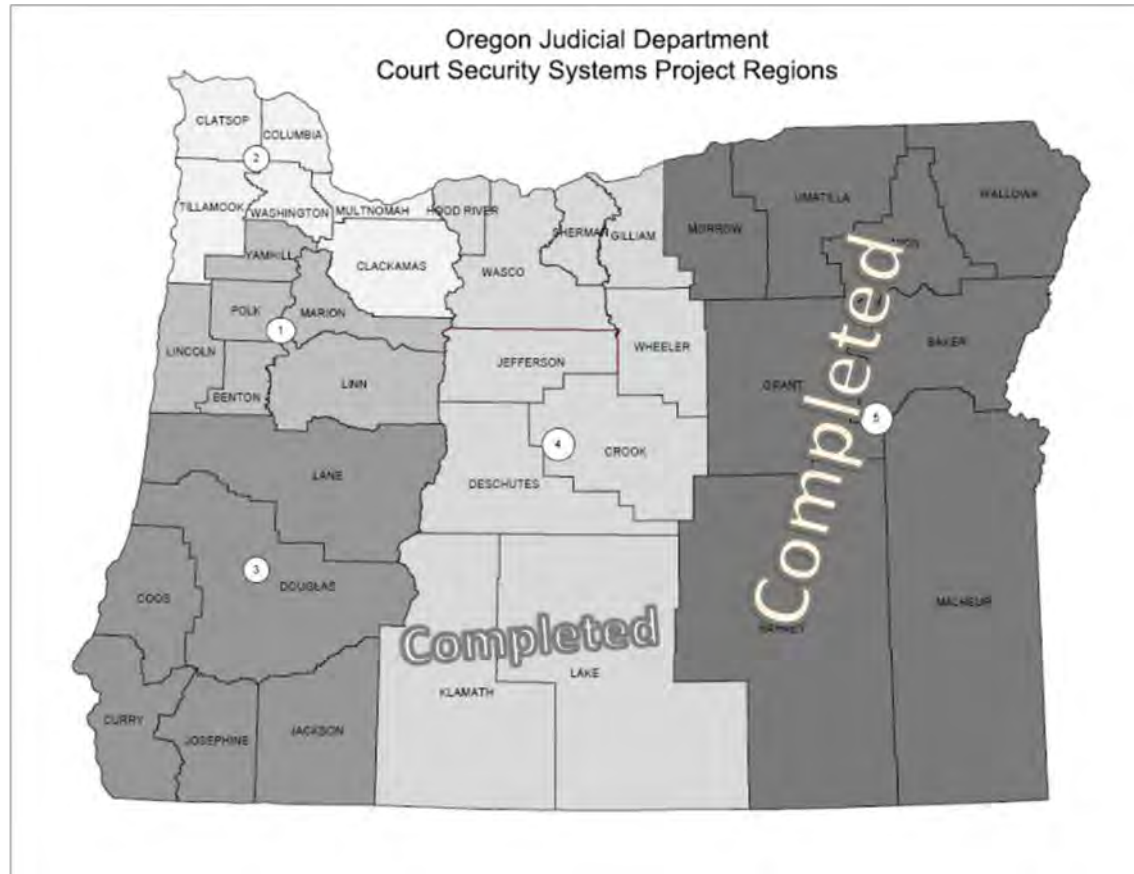
In addition to the above duties, SEPO is responsible for standardization of security systems for courthouses around the state. In 2008, SEPO, with the assistance of the National Center for State Courts, developed court security standards for the appellate courts, tax court, circuit courts, and OSCA. Using the developed standards, a five-year implementation plan was proposed for circuit courts to adhere to the standards published in Chief Justice Order 10-048. The plan involves installing, where absent, or upgrading existing court systems to meet the new standards. Areas being addressed are as follows:

- Access control systems
- Magnetometers (stationary and portable)
- Security camera systems
- Duress alarm systems
- Court Security Officer (CSO) screening stations
- Transparent barriers (especially where monetary transactions are taking place)
- Armoring of benches for ballistic resistance
- Intrusion Detection Systems (IDS)
- Exterior lighting of court facilities
- External barriers
- Emergency equipment



# PROGRAMS – STATE COURT FACILITIES AND SECURITY

Due to the size of the project, the circuit courts were grouped by area into five geographically related regions.



Through the end of the 2011-13 biennium, Region 5 (Eastern Oregon), and Klamath and Lake Counties were completed. The three western regions and the bulk of Region 4 (Central Oregon) still require funding. During the 2012 session, funds available to complete the balance of the project were swept. The estimated remaining project cost is \$4.2 million for the remaining circuit courts around the state. To continue this critical work, OJD is proposing Policy Option Package No. 215 – Local Court Security Systems Standardization, which will provide Other Funds limitation expenditure authority for funds provided from the Criminal Fine Account, as part of the biennial allocation OJD will receive for the 2013-15 biennium. This expenditure authority will enable OJD to finish Region 4 (Central Oregon), and begin work in Region 3 (Southwestern Oregon).

## PROGRAMS – STATE COURT FACILITIES AND SECURITY

---

Passed during the 2012 Legislative Session for the 2013-15 biennium, SB 1579 modified ORS 1.178 to add the restriction that the funds in the State Court Facilities and Security Account cannot be expended on positions in the judicial branch. This statute change requires a fund shift to move the four positions located in SEPO from Other Funds to General Funds. This fund shift is reflected in the Essential Package Summary listed later in this section.

### ORS 1.182 Distributions to Local Courts Security Accounts

ORS 1.182 authorizes distributions under ORS 1.178 into court facilities security accounts maintained by county treasurers in each county. These funds are intended to assist counties, who are responsible for courthouse security, and are not intended to replace local funds. For most counties, the local court security account provides less than 20 percent of the total security budget, the remaining 80 percent being provided by the county.

With the passage of HB 2712 during the 2011 Legislative Session, changes were made concerning distribution of fine revenues. Prior to 2011, counties received direct payments from the fines collected in circuit courts and were not part of the Other Funds budget for OJD. With the passage of HB 2712, these fines are deposited into the Criminal Fine Account (CFA). OJD receives a biennial allocation from the CFA, which must be passed through to local security accounts and expenditure limitation reflected in the Other Funds to account for this pass-through. This process was initiated six months after the start of the 2011-13 biennium, which only required an 18-month allocation. The amount to be distributed in the 2013-15 biennium was increased to reflect a full, 24-month allocation. The following table reflects the proposed pass-through funds to county security accounts for the 2013-15 biennium:

#### Local Court Security Account Distribution by County (2013-15)

Baker .....	\$ 69,681	Gilliam .....	\$ 38,278	Lincoln .....	\$ 89,786	Union.....	\$ 79,788
Benton .....	\$ 107,207	Grant .....	\$ 13,635	Linn .....	\$ 165,679	Wallowa .....	\$ 7,697
Clackamas .....	\$ 509,826	Harney.....	\$ 24,345	Malheur.....	\$ 128,774	Wasco.....	\$ 63,479
Clatsop .....	\$ 117,563	Hood River.....	\$ 91,974	Marion.....	\$ 876,168	Washington .....	\$ 680,226
Columbia.....	\$ 74,547	Jackson.....	\$ 330,550	Morrow .....	\$ 32,847	Wheeler.....	\$ 4,071
Coos .....	\$ 107,198	Jefferson.....	\$ 35,411	Multnomah.....	\$ 1,099,255	Yamhill .....	\$ 132,001
Crook.....	\$ 15,313	Josephine.....	\$ 121,182	Polk .....	\$ 108,164		
Curry .....	\$ 71,473	Klamath.....	\$ 90,236	Sherman .....	\$ 41,499		
Deschutes .....	\$ 218,498	Lake.....	\$ 10,849	Tillamook.....	\$ 84,525		
Douglas .....	\$ 169,718	Lane.....	\$ 430,632	Umatilla.....	\$ 177,598	<b>TOTAL.....</b>	<b>\$6,419,673</b>

Total proposed funding, based upon the calculated 24-month allocation from the CFA for local county facility security accounts, is \$6,419,673.

# PROGRAMS – STATE COURT FACILITIES AND SECURITY

---

## Capital Improvements for Courthouses

A new component added to ORS 1.178 during the 2011 Legislative Session allows for the expenditures from the SCFSA for the purpose of capital improvements to courthouses and other state court facilities. During 2008, a statewide assessment was performed for courthouses in all Oregon counties. The study highlighted over \$843 million in possible upgrades and repairs to the existing state court system to deal with the serious issues found during the assessment. ORS 1.185 requires counties

**(T) to provide courtrooms, offices and jury rooms.** (1) The county in which a circuit court is located or holds court shall:

(a) Provide suitable and sufficient courtrooms, offices and jury rooms for the court, the judges, other officers and employees of the court and juries in attendance upon the court, and provide maintenance and utilities for those courtrooms, offices and jury rooms.

(b) Pay expenses of the court in the county other than those expenses required by law to be paid by the state.

(2) Except as provided in subsection (1) of this section, all supplies, materials, equipment and other property necessary for the operation of the circuit courts shall be provided by the state under ORS 1.187. *[Formerly 1.165]*

With continued budgetary constraints, including reduced federal timber payments for many rural Oregon counties and the overall scope of the issue associated with courthouses around the state, local county governments will have difficulty addressing this issue independently.

In the 2011-13 biennium budget, \$2,278,919 was provided from the CFA allocation for the purpose of capital improvements to local courthouses, but language preventing expenditures for capital improvement was contained in HB 2712, and later this funding was swept during the 2012 Legislative Session.

For the 2013-15 biennium, \$3,545,858 represents the proposed available funding for capital improvements. Since the funding will not be adequate to address the vast majority of the existing capital needs for improvements to courthouses and other state court facilities, the Chief Justice is recommending funding for the following projects:

- Union County Courthouse Replacement – \$2,000,000
  - Partnership with Union County to replace the existing courthouse facility. The present courthouse is a former repurposed hospital built in 1937, and the facility received the lowest overall assessment rating from the 2008 study. Some parts of the facility are condemned and numerous safety and security issues exist in the portions of the facility used by the circuit court. Funding would finance part of the replacement project, with the remaining required funding to come from local county funds. The targeted budget for the project, based upon the preliminary Phase III architectural feasibility study, is \$5.6 million.
- Curry County Courthouse Roof Replacement – \$150,000

## PROGRAMS – STATE COURT FACILITIES AND SECURITY

---

- The Curry County Courthouse was constructed in 1956, and the current roof was installed in 1991. The present composite roof is over 20 years old, and due to deteriorating condition, requires replacement.
- Highest Priority Fire Sprinkler and Fire Alarm System installations for Curry, Gilliam, Malheur, and Wallowa Counties – \$1,395,858
  - Through data from the 2008 statewide assessment, these projects were selected as the highest-rated priority in terms of life/safety for remaining funds for 2013-15 biennium.

While funding was provided for capital improvement work during the 2011-13 biennium, OJD was prohibited from spending on capital improvements under language contained in HB 2712, and those funds were later swept. For the 2013-15 biennium, OJD will require expenditure limitation to support capital improvement spending. This request for expenditure limitation, Other Funds for \$3,545,858 is contained in Policy Option Package No. 214 – Local Court Facilities Infrastructure.

# PROGRAMS – STATE COURT FACILITIES AND SECURITY

---

## **Current Service Level**

The State Court Facilities and Security Account Current Service Level (CSL) budget totals \$9.6 million (All Funds). This represents a 24.2 percent increase from the 2011-13 Legislatively Approved Budget, which is due to the change in pass-through allocations from an 18-month allocation (due to the January 2012 implementation date of HB 2712) to a 24-month allocation in the 2013-15 biennium.

## **Chief Justice’s Recommended Budget**

The Chief Justice’s Recommended Budget for the 2011-13 biennium totals \$13.9 million (All Funds). This amount includes policy option packages totaling \$4.3 million.

**Policy Option Package -- 214:** The 2011 Legislative Assembly allocated \$2.3 million in General Fund to leverage upgrades or replacements in the \$800+ million list of needed improvements to county courthouses. All facility funds were swept in the 2012 session. This package would allocate \$2.0 million to pay approximately one-third of the replacement cost for the Union County Courthouse (“temporarily” located in a former hospital for ten years); \$150,000 for critical repairs to the Curry County Courthouse roof; and \$1.4 million in life/safety system upgrades in Curry, Wallowa, Gilliam, and Malheur Counties. (\$3,545,858 OF/CFA)

**Policy Option Package -- 215:** The 2012 Legislative Assembly swept \$4.2 million from the State Court Facilities and Security Account earmarked to bring all circuit courts up to statewide security standards to protect judges, court staff, and the public. These include purchasing metal detectors and installing security alarm systems. These funds would allow completion of interrupted projects in Central Oregon and begin work in Southern Oregon. (\$787,487 OF/CFA)

# PROGRAMS – STATE COURT FACILITIES AND SECURITY

---

## State Court Facilities and Security Account Budget Summary

	2009-11 Actual Expenditures	2011-13 Legislatively Approved Budget	2013-15 Current Service Level (CSL)	2013-15 Chief Justice's Recommended*
General Fund			817,678	817,678
Other Funds	2,941,265	7,735,658	8,790,940	13,124,963
Federal Funds				
Non-limited (Other)				
<b>TOTAL – ALL FUNDS</b>	<b>2,941,265</b>	<b>\$7,735,658</b>	<b>\$9,608,618</b>	<b>\$13,941,963</b>
Positions	4	4	4	4
FTE	3.90	3.90	4.00	4.00

\* Includes CSL and all policy option packages.

# PROGRAMS – STATE COURT FACILITIES AND SECURITY

---

## Essential Packages

### Purpose

The essential packages present budget adjustments needed to bring the legislatively approved budget to Current Service Level (CSL), the calculated cost of continuing legislatively approved programs into the 2013-15 biennium. This budget level will allow the Security and Emergency Preparedness Office to continue the improvements laid out in the five-year implementation plan.

### Staffing Impact

The essential packages have no impact on staffing.

### Revenue Source

The essential packages increase Other Funds Limitation by \$3,281,071 to account for the 24-month allocation from the Criminal Fine Account into the State Court Facilities and Security Account.

### 010 Non-PICS Personal Service Adjustments

The cost of Non-PICS Personal Services decreases Other Funds – Limited by \$7,286. These amounts are comprised of costs related to Mass Transit tax not calculated by PICS (\$974 decrease) and Pension Bond Contribution (\$6,339 decrease).

### 021 Phase-In

The State Court Facilities and Security Account has \$1,567,303 in phase-in distributions to counties associated with increasing the distribution to county facility and security accounts from an 18-month allocation to a 24-month allocation.

### 022 Phase-Out Program and One-Time Costs

The State Court Facilities and Security Account budget has no phase-out program and one-time costs.

## **PROGRAMS – STATE COURT FACILITIES AND SECURITY**

---

### **031 Inflation and Price List Adjustments**

The total cost of goods and services increases Other Funds totals by \$215,014.

### **040 Mandated Caseload**

The State Court Facilities and Security Account budget has no mandated caseload.

### **050 Fund Shifts**

The State Court Facilities and Security Account budget has a \$817,678 fund shift from Other Funds to General Funds due to passage of SB 1579 during the 2012 Legislative Session, which requires that no funds from the SCFSA may be used to pay for positions in the Oregon Judicial Department (OJD).

### **060 Technical Adjustments**

The State Court Facilities and Security Account budget has no technical adjustments.



# PROGRAMS – STATE COURT FACILITIES AND SECURITY

---

## *Policy Option Package: 214 – Local Court Facilities Infrastructure*

**Companion Package:** No

### **Purpose**

During the 2011 Legislative Session, major changes were made to fines levied by the Oregon Judicial Department (OJD) by HB 2712. As a part of this bill, allocations from the Criminal Fine Account into the State Court Facilities and Security Account were established for the purpose of “capital improvements for courthouses and other state court facilities.” In 2008, an assessment of the Oregon courts identified over \$843 million in needed facilities upgrades or replacements to address the serious deficiencies. For the 2011-13 biennium, OJD was given approximately \$2.3 million for improvements but was prohibited from spending this money, and the funds were swept during the 2012 Legislative Session in SB 1579. For the 2013-15 biennium, OJD is requesting expenditure limitation for the proposed Criminal Fine Account allocation to spend on critical circuit court facilities projects:

- \$2 million for Union County Courthouse replacement (out of \$5.6 million project). The present facility is located in the partially condemned former hospital and rated as the worst facility in the assessment. Court operations are split between first and third floors and contain numerous life/safety issues, as well as possible compromises to the “fair and equitable” requirement of the state Constitution because of the limited accessibility for the disabled.
- \$150,000 for repairs to the Curry Courthouse roof.
- \$1.4 million for life/safety system upgrades for Curry, Gilliam, Malheur, and Wallowa Counties.

### **How Achieved**

The package provides expenditure limitation for priority projects from Criminal Fine Account allocation that OJD will receive for the 2013-15 biennium.

### **Staffing Impact**

None.

### **Revenue Source**

\$ 3,545,858 – Criminal Fine Account Allocation – Other Funds

# PROGRAMS – STATE COURT FACILITIES AND SECURITY

---

## *Policy Option Package: 215 – Local Court Security Systems Standardization*

**Companion Package:** No

### **Purpose**

This package will provide expenditure limitation from the proposed Criminal Fine Account allocation that the Oregon Judicial Department (OJD) will receive in the 2013-15 biennium to fund circuit court security systems standardization projects. In 2008, with assistance from the National Center for State Courts, OJD established court security standards for the court system in Oregon. A statewide assessment was performed and a detailed list requiring upgrades for security systems was developed for each courthouse to mitigate identified security deficiencies and risks for judges, court staff, and the public. During the 2011-13 biennium, the first region (eastern Oregon) out of five regions was completed. The remaining four regions were to be completed by the 2013-15 biennium, but funds in the State Court Facilities and Security Account earmarked for this work were swept during the 2012 Legislative Session (\$4.2 million). Since these funds, that were accumulated over several biennium, are no longer available, OJD is seeking expenditure limitation for the remaining funds of the proposed biennial Criminal Fine Allocation to be used towards continued implementation of the Security Systems Standardization project.

### **How Achieved**

The package provides continued project funding to bring local court security systems, based on 2008 assessment, to the required standards levels. Would provide sufficient funds to complete remaining project components for region 4 (Central Oregon) and start limited project work on region 3 (Southwestern Oregon). Project will extend into 2015-17 biennium.

### **Staffing Impact**

None.

### **Revenue Source**

\$ 787,487 – Criminal Fine Account Allocation

# PROGRAMS – STATE COURT FACILITIES AND SECURITY

## *ORBITS and PICS Reports*

### BPR013 – ORBITS Essential and Policy Package Fiscal Impact Summary

#### ESSENTIAL AND POLICY PACKAGE FISCAL IMPACT SUMMARY

Judicial Dept Cross Reference Name: State Court Facilities Security Account  
 Pkg: 010 - Non-PICS Psnl Svc / Vacancy Factor Cross Reference Number: 19800-400-00-00-00000

Description	General Fund	Lottery Funds	Other Funds	Federal Funds	Nonlimited Other Funds	Nonlimited Federal Funds	All Funds
<b>Personal Services</b>							
Pension Obligation Bond	-	-	(6,339)	-	-	-	(6,339)
Mass Transit Tax	-	-	(947)	-	-	-	(947)
<b>Total Personal Services</b>	-	-	<b>(\$7,286)</b>	-	-	-	<b>(\$7,286)</b>
<b>Total Expenditures</b>							
Total Expenditures	-	-	(7,286)	-	-	-	(7,286)
<b>Total Expenditures</b>	-	-	<b>(\$7,286)</b>	-	-	-	<b>(\$7,286)</b>
<b>Ending Balance</b>							
Ending Balance	-	-	7,286	-	-	-	7,286
<b>Total Ending Balance</b>	-	-	<b>\$7,286</b>	-	-	-	<b>\$7,286</b>

\_\_\_\_ Agency Request  
2013-15 Biennium

\_\_\_\_ Governor's Recommended  
Page \_\_\_\_\_

\_\_\_\_ Legislatively Adopted  
Essential and Policy Package Fiscal Impact Summary - BPR013

# PROGRAMS – STATE COURT FACILITIES AND SECURITY

## ESSENTIAL AND POLICY PACKAGE FISCAL IMPACT SUMMARY

Judicial Dept  
Pkg: 021 - Phase-in

Cross Reference Name: State Court Facilities Security Account  
Cross Reference Number: 19800-400-00-00-00000

<i>Description</i>	General Fund	Lottery Funds	Other Funds	Federal Funds	Nonlimited Other Funds	Nonlimited Federal Funds	All Funds
<b>Special Payments</b>							
Dist to Counties	-	-	1,567,303	-	-	-	1,567,303
<b>Total Special Payments</b>	-	-	<b>\$1,567,303</b>	-	-	-	<b>\$1,567,303</b>
<b>Total Expenditures</b>							
Total Expenditures	-	-	1,567,303	-	-	-	1,567,303
<b>Total Expenditures</b>	-	-	<b>\$1,567,303</b>	-	-	-	<b>\$1,567,303</b>
<b>Ending Balance</b>							
Ending Balance	-	-	(1,567,303)	-	-	-	(1,567,303)
<b>Total Ending Balance</b>	-	-	<b>(\$1,567,303)</b>	-	-	-	<b>(\$1,567,303)</b>

\_\_\_\_ Agency Request  
2013-15 Biennium

\_\_\_\_ Governor's Recommended  
Page \_\_\_\_\_

\_\_\_\_ Legislatively Adopted  
Essential and Policy Package Fiscal Impact Summary - BPR013

# PROGRAMS – STATE COURT FACILITIES AND SECURITY

## ESSENTIAL AND POLICY PACKAGE FISCAL IMPACT SUMMARY

Judicial Dept  
Pkg: 031 - Standard Inflation

Cross Reference Name: State Court Facilities Security Account  
Cross Reference Number: 19800-400-00-00-00000

Description	General Fund	Lottery Funds	Other Funds	Federal Funds	Nonlimited Other Funds	Nonlimited Federal Funds	All Funds
<b>Services &amp; Supplies</b>							
IT Professional Services	-	-	64,347	-	-	-	64,347
<b>Total Services &amp; Supplies</b>	<b>-</b>	<b>-</b>	<b>\$64,347</b>	<b>-</b>	<b>-</b>	<b>-</b>	<b>\$64,347</b>
<b>Capital Outlay</b>							
Data Processing Software	-	-	206	-	-	-	206
<b>Total Capital Outlay</b>	<b>-</b>	<b>-</b>	<b>\$206</b>	<b>-</b>	<b>-</b>	<b>-</b>	<b>\$206</b>
<b>Special Payments</b>							
Dist to Counties	-	-	150,461	-	-	-	150,461
<b>Total Special Payments</b>	<b>-</b>	<b>-</b>	<b>\$150,461</b>	<b>-</b>	<b>-</b>	<b>-</b>	<b>\$150,461</b>
<b>Total Expenditures</b>							
Total Expenditures	-	-	215,014	-	-	-	215,014
<b>Total Expenditures</b>	<b>-</b>	<b>-</b>	<b>\$215,014</b>	<b>-</b>	<b>-</b>	<b>-</b>	<b>\$215,014</b>
<b>Ending Balance</b>							
Ending Balance	-	-	(215,014)	-	-	-	(215,014)
<b>Total Ending Balance</b>	<b>-</b>	<b>-</b>	<b>(\$215,014)</b>	<b>-</b>	<b>-</b>	<b>-</b>	<b>(\$215,014)</b>

\_\_\_\_ Agency Request  
2013-15 Biennium

\_\_\_\_ Governor's Recommended  
Page \_\_\_\_\_

\_\_\_\_ Legislatively Adopted  
Essential and Policy Package Fiscal Impact Summary - BPR013

# PROGRAMS – STATE COURT FACILITIES AND SECURITY

## ESSENTIAL AND POLICY PACKAGE FISCAL IMPACT SUMMARY

Judicial Dept  
Pkg: 050 - Fundshifts

Cross Reference Name: State Court Facilities Security Account  
Cross Reference Number: 19800-400-00-00-00000

Description	General Fund	Lottery Funds	Other Funds	Federal Funds	Nonlimited Other Funds	Nonlimited Federal Funds	All Funds
<b>Revenues</b>							
General Fund Appropriation	817,678	-	-	-	-	-	817,678
<b>Total Revenues</b>	<b>\$817,678</b>	-	-	-	-	-	<b>\$817,678</b>
<b>Personal Services</b>							
Class/Unclass Sal. and Per Diem	509,040	-	(509,040)	-	-	-	-
Empl. Rel. Bd. Assessments	160	-	(160)	-	-	-	-
Public Employees' Retire Cont	100,433	-	(100,433)	-	-	-	-
Pension Obligation Bond	30,759	-	(30,759)	-	-	-	-
Social Security Taxes	38,942	-	(38,942)	-	-	-	-
Worker's Comp. Assess. (WCD)	236	-	(236)	-	-	-	-
Mass Transit Tax	2,988	-	(2,988)	-	-	-	-
Flexible Benefits	135,120	-	(135,120)	-	-	-	-
<b>Total Personal Services</b>	<b>\$817,678</b>	-	<b>(\$817,678)</b>	-	-	-	-
<b>Total Expenditures</b>							
Total Expenditures	817,678	-	(817,678)	-	-	-	-
<b>Total Expenditures</b>	<b>\$817,678</b>	-	<b>(\$817,678)</b>	-	-	-	-
<b>Ending Balance</b>							
Ending Balance	-	-	817,678	-	-	-	817,678
<b>Total Ending Balance</b>	<b>-</b>	<b>-</b>	<b>\$817,678</b>	<b>-</b>	<b>-</b>	<b>-</b>	<b>\$817,678</b>

\_\_\_\_ Agency Request  
2013-15 Biennium

\_\_\_\_ Governor's Recommended  
Page \_\_\_\_\_

\_\_\_\_ Legislatively Adopted  
Essential and Policy Package Fiscal Impact Summary - BPR013

# PROGRAMS – STATE COURT FACILITIES AND SECURITY

## ESSENTIAL AND POLICY PACKAGE FISCAL IMPACT SUMMARY

Judicial Dept  
Pkg: 214 - Local Court Facilities Infrastructure

Cross Reference Name: State Court Facilities Security Account  
Cross Reference Number: 19800-400-00-00-00000

<i>Description</i>	General Fund	Lottery Funds	Other Funds	Federal Funds	Nonlimited Other Funds	Nonlimited Federal Funds	All Funds
<b>Capital Outlay</b>							
Professional Services	-	-	3,545,858	-	-	-	3,545,858
<b>Total Capital Outlay</b>	-	-	<b>\$3,545,858</b>	-	-	-	<b>\$3,545,858</b>
<b>Total Expenditures</b>							
Total Expenditures	-	-	3,545,858	-	-	-	3,545,858
<b>Total Expenditures</b>	-	-	<b>\$3,545,858</b>	-	-	-	<b>\$3,545,858</b>
<b>Ending Balance</b>							
Ending Balance	-	-	(3,545,858)	-	-	-	(3,545,858)
<b>Total Ending Balance</b>	-	-	<b>(\$3,545,858)</b>	-	-	-	<b>(\$3,545,858)</b>

\_\_\_\_ Agency Request  
2013-15 Biennium

\_\_\_\_ Governor's Recommended  
Page \_\_\_\_\_

\_\_\_\_ Legislatively Adopted  
Essential and Policy Package Fiscal Impact Summary - BPR013

# PROGRAMS – STATE COURT FACILITIES AND SECURITY

## ESSENTIAL AND POLICY PACKAGE FISCAL IMPACT SUMMARY

Judicial Dept  
Pkg: 215 - Local Court Security Systems Standardization

Cross Reference Name: State Court Facilities Security Account  
Cross Reference Number: 19800-400-00-00-00000

Description	General Fund	Lottery Funds	Other Funds	Federal Funds	Nonlimited Other Funds	Nonlimited Federal Funds	All Funds
<b>Services &amp; Supplies</b>							
Professional Services	-	-	787,487	-	-	-	787,487
<b>Total Services &amp; Supplies</b>	<b>-</b>	<b>-</b>	<b>\$787,487</b>	<b>-</b>	<b>-</b>	<b>-</b>	<b>\$787,487</b>
<b>Total Expenditures</b>							
Total Expenditures	-	-	787,487	-	-	-	787,487
<b>Total Expenditures</b>	<b>-</b>	<b>-</b>	<b>\$787,487</b>	<b>-</b>	<b>-</b>	<b>-</b>	<b>\$787,487</b>
<b>Ending Balance</b>							
Ending Balance	-	-	(787,487)	-	-	-	(787,487)
<b>Total Ending Balance</b>	<b>-</b>	<b>-</b>	<b>(\$787,487)</b>	<b>-</b>	<b>-</b>	<b>-</b>	<b>(\$787,487)</b>

\_\_\_\_ Agency Request  
2013-15 Biennium

\_\_\_\_ Governor's Recommended  
Page \_\_\_\_\_

\_\_\_\_ Legislatively Adopted  
Essential and Policy Package Fiscal Impact Summary - BPR013



# PROGRAMS – STATE COURT FACILITIES AND SECURITY

## PPDBFISCAL – PICS Package Fiscal Impact Report

11/15/12 REPORT NO.: PPDPPFISCAL		DEPT. OF ADMIN. SVCS. -- PPDB PICS SYSTEM						2013-15		PAGE 1				
REPORT: PACKAGE FISCAL IMPACT REPORT								PICS SYSTEM: BUDGET PREPARATION		PROD FILE				
AGENCY:19800 JUDICIAL DEPARTMENT														
SUMMARY XREF:400-00-00 State Court Facilities Securit		PACKAGE: 050 - Fundshifts												
POSITION	NUMBER	CLASS	COMP	CLASS NAME	POS CNT	FTE	MOS	STEP	RATE	GF SAL/OPE	OF SAL/OPE	FF SAL/OPE	LF SAL/OPE	AF SAL/OPE
6000796	JM	J9715	AA	EXECUTIVE ANALYST	1-	1.00-	24.00-	11	8,296.00		199,104-			199,104-
											89,245-			89,245-
6000796	JM	J9715	AA	EXECUTIVE ANALYST	1	1.00	24.00	11	8,296.00	199,104	89,245			199,104
														89,245
6001035	JUA	J9645	AA	OJD ANALYST 3	1-	1.00-	24.00-	03	4,849.00		116,376-			116,376-
											64,891-			64,891-
6001035	JUA	J9645	AA	OJD ANALYST 3	1	1.00	24.00	03	4,849.00	116,376	64,891			116,376
														64,891
6001038	JUA	J9632	AA	MANAGEMENT ASSISTANT 2	1-	1.00-	24.00-	04	3,447.00		82,728-			82,728-
											55,678-			55,678-
6001038	JUA	J9632	AA	MANAGEMENT ASSISTANT 2	1	1.00	24.00	04	3,447.00	82,728	55,678			82,728
														55,678
6001251	JM	J9645	AA	OJD ANALYST 3	1-	1.00-	24.00-	02	4,618.00		110,832-			110,832-
											65,077-			65,077-
6001251	JM	J9645	AA	OJD ANALYST 3	1	1.00	24.00	02	4,618.00	110,832	65,077			110,832
														65,077
TOTAL PICS SALARY										509,040	509,040-			
TOTAL PICS OPE										274,891	274,891-			
TOTAL PICS PERSONAL SERVICES =						.00	.00			783,931	783,931-			

# PROGRAMS – STATE COURT FACILITIES AND SECURITY

**BPR012 – ORBITS Detail of Lottery Funds, Other Funds, and Federal Funds Revenue**

*DETAIL OF LOTTERY FUNDS, OTHER FUNDS, AND FEDERAL FUNDS REVENUE*

<i>Source</i>	2009-11 Actuals	2011-13 Leg Adopted Budget	2011-13 Leg Approved Budget	2013-15 Agency Request Budget	2013-15 Governor's Rec. Budget	2013-15 Leg Adopted Budget
<b>Other Funds</b>						
State Court Fees	2,096,896	-	-	-	-	-
Interest Income	40,205	-	-	-	-	-
Transfer In - Intrafund	1,614,409	-	-	-	-	-
Transfer In Other	-	-	3,781,702	-	-	-
Tsfr From Revenue, Dept of	-	9,843,214	9,843,214	13,124,285	-	-
Transfer to General Fund	-	-	(6,552,125)	-	-	-
<b>Total Other Funds</b>	<b>\$3,751,510</b>	<b>\$9,843,214</b>	<b>\$7,072,791</b>	<b>\$13,124,285</b>	-	-

\_\_\_\_ Agency Request  
2013-15 Biennium

\_\_\_\_ Governor's Recommended  
Page \_\_\_\_\_

\_\_\_\_ Legislatively Adopted  
Detail of LF, OF, and FF Revenues - BPR012

# PROGRAMS – STATE COURT FACILITIES AND SECURITY

## BPR007A – ORBITS Program Unit Appropriated Fund Group and Category Summary

*Judicial Dept*

*Agency Number: 19800*

Program Unit Appropriated Fund Group and Category Summary  
 2013-15 Biennium  
 State Court Facilities Security Account

Version: V - 01 - Agency Request Budget  
 Cross Reference Number: 19800-400-00-00-00000

Description	2009-11 Actuals	2011-13 Leg Adopted Budget	2011-13 Leg Approved Budget	2013-15 Agency Request Budget	2013-15 Governor's Rec. Budget	2013-15 Leg Adopted Budget
<b>LIMITED BUDGET (Excluding Packages)</b>						
<b>PERSONAL SERVICES</b>						
Other Funds	1,195,314	727,035	727,035	824,964	-	-
<b>SERVICES &amp; SUPPLIES</b>						
Other Funds	1,485,940	2,298,116	2,298,116	2,298,116	-	-
<b>CAPITAL OUTLAY</b>						
Other Funds	209,991	8,598	8,598	8,598	-	-
<b>SPECIAL PAYMENTS</b>						
Other Funds	50,000	-	4,701,909	4,701,909	-	-
<b>TOTAL LIMITED BUDGET (Excluding Packages)</b>						
Other Funds	2,941,245	3,033,749	7,735,658	7,833,587	-	-
<b>AUTHORIZED POSITIONS</b>	4	4	4	4	-	-
<b>AUTHORIZED FTE</b>	3.90	3.90	3.90	4.00	-	-
<b>LIMITED BUDGET (Essential Packages)</b>						
<b>010 NON-PICS PSNL SVC / VACANCY FACTOR</b>						
<b>PERSONAL SERVICES</b>						
Other Funds	-	-	-	(7,286)	-	-
<b>021 PHASE-IN</b>						
<b>SPECIAL PAYMENTS</b>						
Other Funds	-	-	-	1,567,303	-	-
<b>031 STANDARD INFLATION</b>						

\_\_\_\_ Agency Request  
 2013-15 Biennium

\_\_\_\_ Governor's Recommended  
 Page \_\_\_\_\_

\_\_\_\_ Legislatively Adopted  
 Program Unit Appropriated Fund and Category Summary- BPR007A

# PROGRAMS – STATE COURT FACILITIES AND SECURITY

**Judicial Dept**

**Agency Number: 19800**

Program Unit Appropriated Fund Group and Category Summary  
 2013-15 Biennium  
 State Court Facilities Security Account

Version: V - 01 - Agency Request Budget  
 Cross Reference Number: 19800-400-00-00-00000

Description	2009-11 Actuals	2011-13 Leg Adopted Budget	2011-13 Leg Approved Budget	2013-15 Agency Request Budget	2013-15 Governor's Rec. Budget	2013-15 Leg Adopted Budget
<b>SERVICES &amp; SUPPLIES</b>						
Other Funds	-	-	-	64,347	-	-
<b>CAPITAL OUTLAY</b>						
Other Funds	-	-	-	206	-	-
<b>SPECIAL PAYMENTS</b>						
Other Funds	-	-	-	150,461	-	-
<b>050 FUNDSHIFTS</b>						
<b>PERSONAL SERVICES</b>						
General Fund	-	-	-	817,678	-	-
Other Funds	-	-	-	(817,678)	-	-
All Funds	-	-	-	-	-	-
<b>TOTAL LIMITED BUDGET (Essential Packages)</b>						
General Fund	-	-	-	817,678	-	-
Other Funds	-	-	-	957,353	-	-
All Funds	-	-	-	1,775,031	-	-
<b>LIMITED BUDGET (Current Service Level)</b>						
General Fund	-	-	-	817,678	-	-
Other Funds	2,941,245	3,033,749	7,735,658	8,790,940	-	-
All Funds	2,941,245	3,033,749	7,735,658	9,608,618	-	-
<b>AUTHORIZED POSITIONS</b>	4	4	4	4	-	-
<b>AUTHORIZED FTE</b>	3.90	3.90	3.90	4.00	-	-

\_\_\_\_ Agency Request  
 2013-15 Biennium

\_\_\_\_ Governor's Recommended  
 Page \_\_\_\_\_

\_\_\_\_ Legislatively Adopted  
 Program Unit Appropriated Fund and Category Summary- BPR007A

# PROGRAMS – STATE COURT FACILITIES AND SECURITY

**Judicial Dept**

**Agency Number: 19800**

Program Unit Appropriated Fund Group and Category Summary  
 2013-15 Biennium  
 State Court Facilities Security Account

Version: V - 01 - Agency Request Budget  
 Cross Reference Number: 19800-400-00-00-00000

Description	2009-11 Actuals	2011-13 Leg Adopted Budget	2011-13 Leg Approved Budget	2013-15 Agency Request Budget	2013-15 Governor's Rec. Budget	2013-15 Leg Adopted Budget
-------------	-----------------	----------------------------	-----------------------------	-------------------------------	--------------------------------	----------------------------

**LIMITED BUDGET (Policy Packages)**

**PRIORITY 0**

**214 LOCAL COURT FACILITIES INFRASTRUCTURE**

**CAPITAL OUTLAY**

Other Funds	-	-	-	3,545,858	-	-
-------------	---	---	---	-----------	---	---

**215 LOCAL COURT SECURITY SYSTEMS STANDARD**

**SERVICES & SUPPLIES**

Other Funds	-	-	-	787,487	-	-
-------------	---	---	---	---------	---	---

**TOTAL LIMITED BUDGET (Policy Packages)**

Other Funds	-	-	-	4,333,345	-	-
-------------	---	---	---	-----------	---	---

**TOTAL LIMITED BUDGET (Including Packages)**

General Fund	-	-	-	817,678	-	-
--------------	---	---	---	---------	---	---

Other Funds	2,941,245	3,033,749	7,735,658	13,124,285	-	-
-------------	-----------	-----------	-----------	------------	---	---

All Funds	2,941,245	3,033,749	7,735,658	13,941,963	-	-
-----------	-----------	-----------	-----------	------------	---	---

<b>AUTHORIZED POSITIONS</b>	4	4	4	4	-	-
-----------------------------	---	---	---	---	---	---

<b>AUTHORIZED FTE</b>	3.90	3.90	3.90	4.00	-	-
-----------------------	------	------	------	------	---	---

**OPERATING BUDGET**

General Fund	-	-	-	817,678	-	-
--------------	---	---	---	---------	---	---

Other Funds	2,941,245	3,033,749	7,735,658	13,124,285	-	-
-------------	-----------	-----------	-----------	------------	---	---

All Funds	2,941,245	3,033,749	7,735,658	13,941,963	-	-
-----------	-----------	-----------	-----------	------------	---	---

<b>AUTHORIZED POSITIONS</b>	4	4	4	4	-	-
-----------------------------	---	---	---	---	---	---

\_\_\_\_ Agency Request  
 2013-15 Biennium

\_\_\_\_ Governor's Recommended  
 Page \_\_\_\_\_

\_\_\_\_ Legislatively Adopted  
 Program Unit Appropriated Fund and Category Summary- BPR007A

# PROGRAMS – STATE COURT FACILITIES AND SECURITY

**Judicial Dept**

**Agency Number: 19800**

**Program Unit Appropriated Fund Group and Category Summary**  
**2013-15 Biennium**  
**State Court Facilities Security Account**

Version: V - 01 - Agency Request Budget  
 Cross Reference Number: 19800-400-00-00-00000

Description	2009-11 Actuals	2011-13 Leg Adopted Budget	2011-13 Leg Approved Budget	2013-15 Agency Request Budget	2013-15 Governor's Rec. Budget	2013-15 Leg Adopted Budget
<b>AUTHORIZED FTE</b>	3.90	3.90	3.90	4.00	-	-
<b>TOTAL BUDGET</b>						
General Fund	-	-	-	817,678	-	-
Other Funds	2,941,245	3,033,749	7,735,658	13,124,285	-	-
All Funds	2,941,245	3,033,749	7,735,658	13,941,963	-	-
<b>AUTHORIZED POSITIONS</b>	4	4	4	4	-	-
<b>AUTHORIZED FTE</b>	3.90	3.90	3.90	4.00	-	-

\_\_\_\_ Agency Request  
 2013-15 Biennium

\_\_\_\_ Governor's Recommended  
 Page \_\_\_\_\_

\_\_\_\_ Legislatively Adopted  
 Program Unit Appropriated Fund and Category Summary- BPR007A

# PROGRAMS – THIRD-PARTY COLLECTIONS

---

## Third-Party Collections

During the 2011-13 biennium, a new General Fund appropriation was established for the cost of paying third-party collection fees associated with the collection of fees, fines, and restitution. The types of expenditures that are included in this appropriation are as follows:

- Credit Card Fees – Payments to US Bank for credit card payments made directly to the Oregon Judicial Department (OJD)
- State Treasury Fees – Charges for banking services
- Department of Revenue (DOR) – Fees related to the tax offset program and collection activities
- Private Collection Firms (PCFs) – Fees related to collection activities

Any time a fee or fine must be referred to a third party for collection, ORS 1.202(2) requires courts to assess a fee to the debtor to pay for the costs of collection. The system reference for this added fee for collections is called the Collection Referral Assessment Fee (referred to as CRAS). On average, the state recovers \$5.60 for each \$1.00 spent on third-party collection activities of which the debtor pays to cover the collection fee. Collection fees are only paid on successful collection.

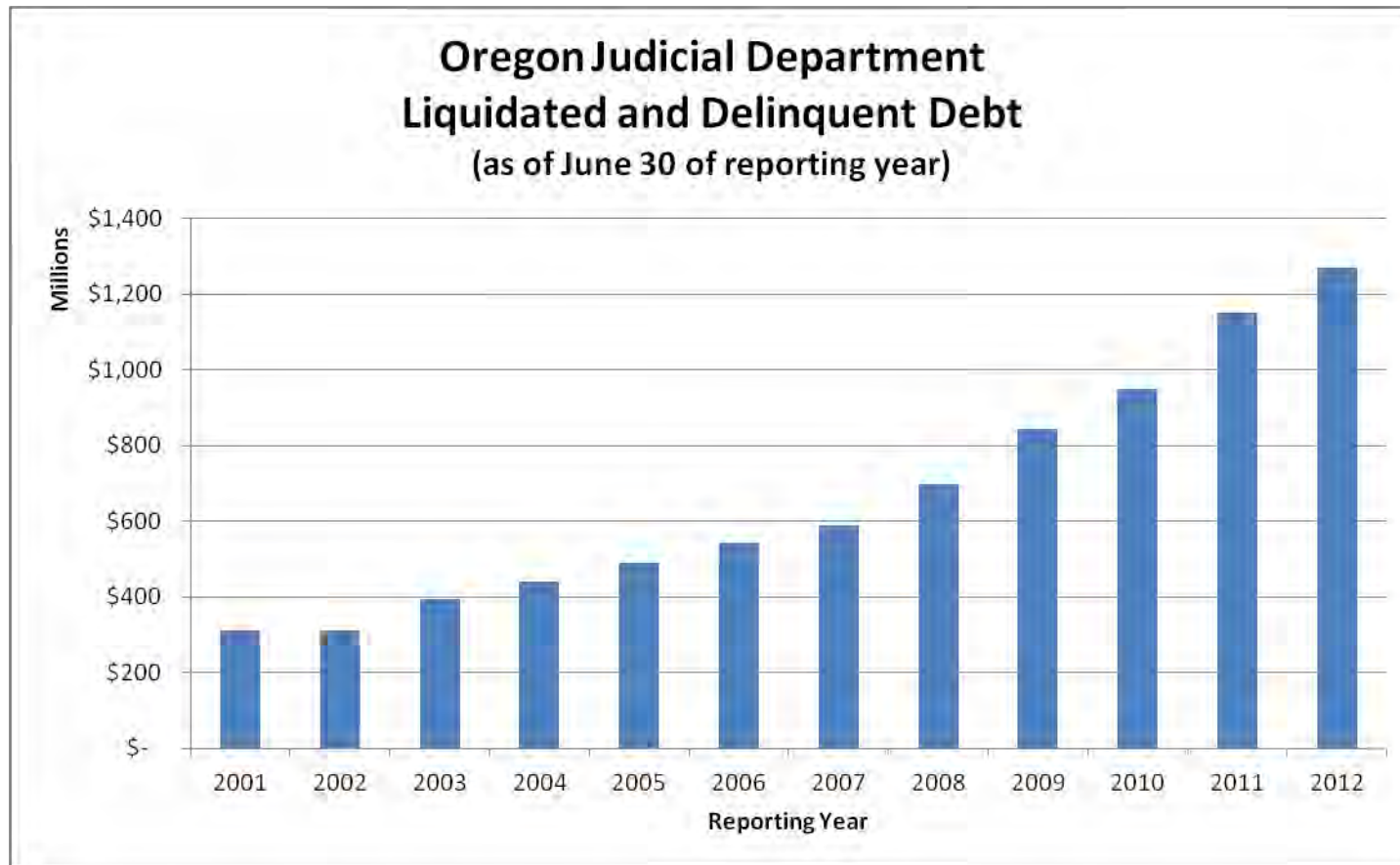
### Background

State courts collect revenue from a variety of sources, such as fees for civil cases and fines for offenses. In civil cases, state law imposes filing fees and some additional fees for settlement conferences, filing some motions, and other activities. Civil fees comprise a small part of OJD's liquidated and delinquent debt (debt resulting from a judgment that is not paid on time). These fees are collected at the time of filing or the activity. However, judges have the authority to waive (not impose) or defer (allow payment at a later date or over time). Where these actions are taken, fee deferrals are more likely to be granted than waivers.

Courts also impose and collect fines for offenses (crimes and noncriminal violations) that are sent to state-level funds and accounts and to local governments. Courts can impose and collect restitution and compensatory fines that go to individual crime victims. Monetary obligations in offense cases can remain valid for up to 50 years.

## PROGRAMS – THIRD-PARTY COLLECTIONS

The amount of liquidated or delinquent debt has continued to increase. The graph below details the growth from 2001-2012.



As of June 20, 2012, the total OJD liquidated and delinquent debt owed to the state and victims was \$1.27 billion.

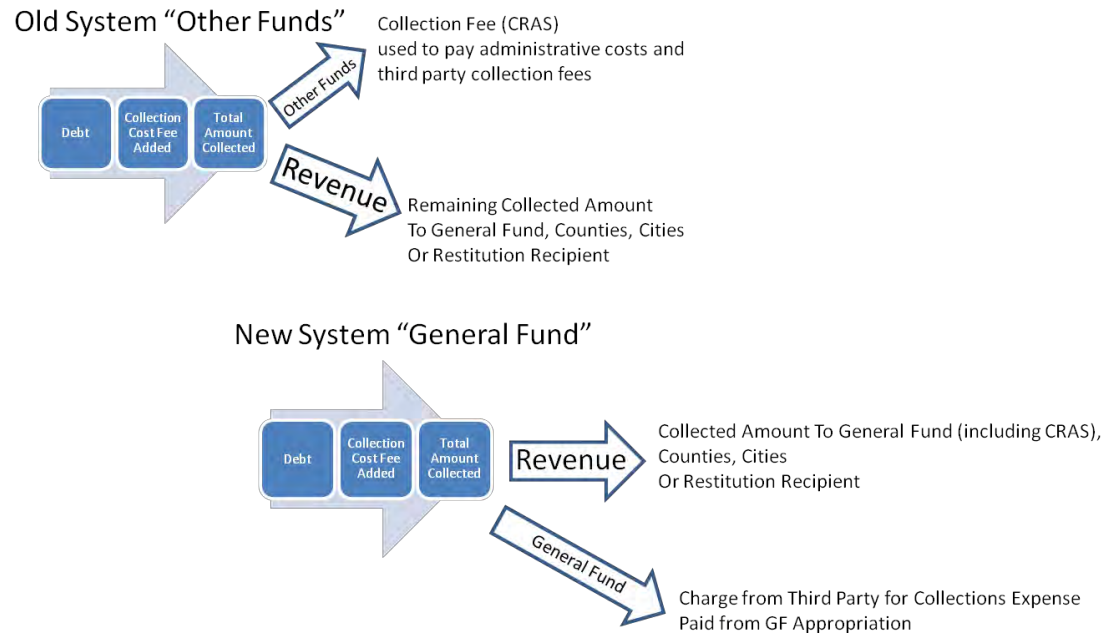
### Budget Changes

During the 2011 Legislative Session, modifications were made to the process of how collections activities were funded. Prior to the 2011-13 biennium, revenue management and collections functions were self-funding within OJD and paid with statutorily authorized fees assessed on most



# PROGRAMS – THIRD-PARTY COLLECTIONS

collected amounts and on accounts referred to third parties for collection. In contrast, the revenue from the fee for creating payment plans always has been directed to the General Fund. Beginning in 2011-13, the Legislature directed collections fee revenue to the General Fund and paid for revenue management activities from the General Fund – either through the general OJD operations appropriation or through a specific appropriation for third-party collections activities.



With the new structure, if collection activities are more successful than budgeted, meaning that revenues from collections are higher, then OJD must request additional General Fund appropriation. When an increase is not possible, the other option for staying within budget is to reduce collections activities, which will impact state revenues.

## Collection Cost Projections


The initial allocation for the 2011-13 budget was set at \$9.3 million for the biennium. The initial budget did not take into account a 38 percent (after annual rebate a net 30.3 percent) fee increase from the Department of Revenue (DOR) for collection activities. DOR collections represent approximately 80 percent of all third-party collection activities. This rate increase created a large shortfall in the budget for this allocation. During the 2012 Legislative Session, \$2.4 million in additional funding was added to the appropriation to cover part of the projected shortfall. The final 2011-13

## PROGRAMS – THIRD-PARTY COLLECTIONS

biennial General Fund allocation is \$11,679,729. However, based on 2012 collection rates, we project that the total 2011-13 collection expenditures will be approximately \$12.2 million. If present collections trends continue, OJD is forecasting a shortfall of \$481,445 in the appropriation for 2011-13, which could trigger cessation of some collection activities during the biennium, which will impact potential revenue.

Collection expenditures for 2013-15 are projected to be \$11.96 million based on the 2013-15 Office of Economic Analysis revenue forecast, current referral rates of court debt, and current third-party collection rates. Due to the level of uncertainty that exists with fluctuating collections and external factors (third-party rate increases, third-party performance, economic downturns, future changes in staffing levels), OJD cannot predict the accuracy of our cost projection with a high degree of assurance. Changes in any of these external factors during the 2013-15 biennium will impact collection revenues and the resulting actual costs.

**2011-13 Projected Collection Fees = \$12,200,074**




**2013-15 Projected Collection Fees = \$11,960,000**




# PROGRAMS – THIRD-PARTY COLLECTIONS

---

**2011-13 Biennium Projected  
Third Party Collections Revenue  
= \$67,945,303**



**2013-15 Biennium Projected  
Third Party Collections Revenue  
= \$64,891,656**



# PROGRAMS – THIRD-PARTY COLLECTIONS

---

## Current Service Level

The Current Service Level (CSL) includes Emergency Board and legislative actions through September 2012. The CSL totals \$11.96 million (All Funds). This reflects a \$0.3 million (2.4 percent) increase over the 2011-13 Legislatively Approved Budget.

## Chief Justice’s Recommended Budget

The Chief Justice’s Recommended Budget for the 2013-15 biennium totals \$11.96 million (All Funds) and does not contain any policy option packages for Third-Party Collections.

### Third-Party Collections Budget Summary

	2009-11 Actual Expenditures	2011-13 Legislatively Approved Budget	2013-15 Current Service Level (CSL)	2013-15 Chief Justice’s Recommended*
General Fund		\$11,679,729	\$11,960,042	\$11,960,042
Other Funds				
Federal Funds				
Nonlimited (Other)				
<b>TOTAL – ALL FUNDS</b>		<b>\$11,679,729</b>	<b>\$11,960,042</b>	<b>\$11,960,042</b>
Positions		0	0	0
FTE		0	0	0

\* Includes CSL and all policy option packages.

# PROGRAMS – THIRD-PARTY COLLECTIONS

---

## Essential Packages

### Purpose

The essential packages present budget adjustments needed to bring the legislatively approved budget to Current Service Level (CSL), the calculated cost of continuing legislatively approved programs into the 2013-15 biennium.

### Staffing Impact

No staff is contained in Third-Party Collections.

### Revenue Source

General Fund Appropriation.

#### **021 Phase-In**

The Third-Party Collections budget has no adjustment for phased-in programs.

#### **022 Phase-Out Program and One-Time Costs**

The Third-Party Collections budget has no phase-out program or one-time costs.

#### **031 Inflation and Price List Adjustments**

The cost of goods and services increases General Fund totals by \$280,313. This reflects the standard inflation rate of 2.4 percent on goods and services.

#### **040 Mandated Caseload**

The Third-Party Collections budget has no adjustment for mandated caseload

## PROGRAMS – THIRD-PARTY COLLECTIONS

---

### **050 Fund Shifts**

The Third-Party Collections budget has no fund shifts within its CSL budget.

### **060 Technical Adjustments**

The Third-Party Collections budget has no technical adjustments within its CSL budget.

# PROGRAMS – THIRD-PARTY COLLECTIONS

***ORBITS and PICS Reports***

**BPR013 – ORBITS Essential and Policy Package Fiscal Impact Summary**

**ESSENTIAL AND POLICY PACKAGE FISCAL IMPACT SUMMARY**

Judicial Dept	Cross Reference Name: 3rd Party Debt Collection
Pkg: 031 - Standard Inflation	Cross Reference Number: 19800-210-00-00-00000

Description	General Fund	Lottery Funds	Other Funds	Federal Funds	Nonlimited Other Funds	Nonlimited Federal Funds	All Funds
<b>Revenues</b>							
General Fund Appropriation	280,313	-	-	-	-	-	280,313
<b>Total Revenues</b>	<b>\$280,313</b>	-	-	-	-	-	<b>\$280,313</b>
<b>Services &amp; Supplies</b>							
Other Services and Supplies	280,313	-	-	-	-	-	280,313
<b>Total Services &amp; Supplies</b>	<b>\$280,313</b>	-	-	-	-	-	<b>\$280,313</b>
<b>Total Expenditures</b>							
Total Expenditures	280,313	-	-	-	-	-	280,313
<b>Total Expenditures</b>	<b>\$280,313</b>	-	-	-	-	-	<b>\$280,313</b>
<b>Ending Balance</b>							
Ending Balance	-	-	-	-	-	-	-
<b>Total Ending Balance</b>	<b>-</b>	<b>-</b>	<b>-</b>	<b>-</b>	<b>-</b>	<b>-</b>	<b>-</b>

\_\_\_ Agency Request  
2013-15 Biennium

\_\_\_ Governor's Recommended  
Page \_\_\_\_\_

\_\_\_ Legislatively Adopted  
Essential and Policy Package Fiscal Impact Summary - BPR013

# PROGRAMS – THIRD-PARTY COLLECTIONS

**BPR007A – ORBITS Program Unit Appropriated Fund Group and Category Summary**

*Judicial Dept*

*Agency Number: 19800*

**Program Unit Appropriated Fund Group and Category Summary**  
 2013-15 Biennium  
 3rd Party Debt Collection

Version: V - 01 - Agency Request Budget  
 Cross Reference Number: 19800-210-00-00-00000

Description	2009-11 Actuals	2011-13 Leg Adopted Budget	2011-13 Leg Approved Budget	2013-15 Agency Request Budget	2013-15 Governor's Rec. Budget	2013-15 Leg Adopted Budget
<b>LIMITED BUDGET (Excluding Packages)</b>						
<b>SERVICES &amp; SUPPLIES</b>						
General Fund	-	9,300,000	11,679,729	11,679,729	-	-
<b>TOTAL LIMITED BUDGET (Excluding Packages)</b>						
General Fund	-	9,300,000	11,679,729	11,679,729	-	-
<b>LIMITED BUDGET (Essential Packages)</b>						
<b>031 STANDARD INFLATION</b>						
<b>SERVICES &amp; SUPPLIES</b>						
General Fund	-	-	-	280,313	-	-
<b>TOTAL LIMITED BUDGET (Essential Packages)</b>						
General Fund	-	-	-	280,313	-	-
<b>LIMITED BUDGET (Current Service Level)</b>						
General Fund	-	9,300,000	11,679,729	11,960,042	-	-
<b>TOTAL LIMITED BUDGET (Including Packages)</b>						
General Fund	-	9,300,000	11,679,729	11,960,042	-	-
<b>OPERATING BUDGET</b>						
General Fund	-	9,300,000	11,679,729	11,960,042	-	-
<b>TOTAL BUDGET</b>						
General Fund	-	9,300,000	11,679,729	11,960,042	-	-

\_\_\_\_ Agency Request  
 2013-15 Biennium

\_\_\_\_ Governor's Recommended  
 Page \_\_\_\_\_

\_\_\_\_ Legislatively Adopted  
 Program Unit Appropriated Fund and Category Summary- BPR007A



# PROGRAMS – PASS-THROUGHS

---

## Pass-Throughs

For the 2011-13 biennium, a new General Fund appropriation was established for External Pass-Through payments for funding of

- County law libraries
- County mediation/conciliation programs
- Biennial funding for Council on Court Procedures
- Biennial funding for Oregon Law Commission
- One-time payment to Tri-County Metropolitan Transportation District of Oregon (TRIMET) of \$77,860

During prior biennia, funding for these programs was provided through revenue transfers from court fees or appropriations from the Legislature. In the 2011 Legislative Session, changes were made and funding for these programs was added to the Oregon Judicial Department (OJD) budget.

### Background

In 2011, the Oregon Legislature passed HB 2710 (chapter 595, Oregon Laws 2011) with an effective date of July 1, 2011. This bill revised the laws relating to court fees by establishing a standard filing fee for general civil proceedings and establishing other clearly delineated filing fees for special matters, including domestic relations cases and simple proceedings. These fees are flat and uniform across the state. The bill also eliminated add-ons, surcharges, and other variable fees.

Section 1 of HB 2710, codified at ORS 21.005, provides that all fees and charges collected by circuit courts must be deposited in the General Fund effective July 1, 2011.

Section 3 of HB 2710, codified at ORS 21.007, changed the way counties received funding for the purposes of mediation/conciliation services and operating law libraries. These programs were previously funded by court fees before the 2011-13 biennium, and this section of the bill changed the funding for these programs to General Fund appropriations beginning July 1, 2011.

### Impact to Funding Law Libraries and Conciliation and Mediation Services

The legislative intent was to provide a General Fund appropriation that was equivalent to the historical funding these programs received in prior years, to the extent possible given budget restraints, and exclude any temporary revenue increases due to the temporary HB 2287 (2009) surcharges.

## PROGRAMS – PASS-THROUGHS

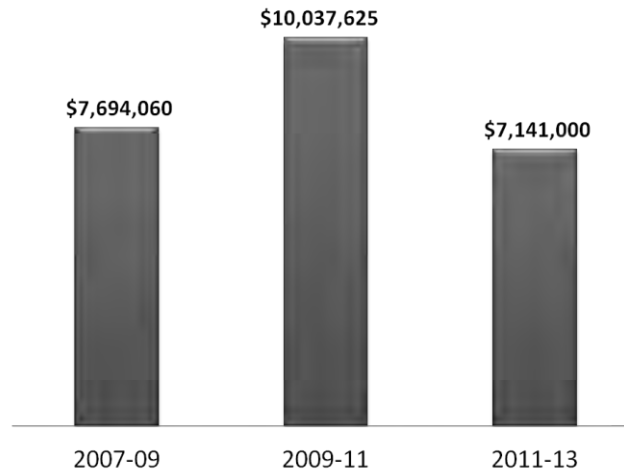
---

HB 5056 (2011) appropriated \$7.4 million to OJD for mediation/conciliation programs and directed the Chief Justice to consult with presiding judges before making any distributions to counties. HB 5056 (2011) also appropriated \$7.4 million to OJD for county law library operations and services and directed OJD to distribute the monies appropriated to the counties based on revenue received from filing fees collected during the 2009-11 biennium in civil actions commenced in the circuit court for the county. These two appropriations were each reduced by 3.5 percent, or \$259,000, by SB 5701 (2012).

Changes in the proportion of total law library revenue distributed to counties from 2007-09 to 2009-11 was driven by case filings and fees (the old system). OJD is distributing the 2011-13 General Fund appropriation to each county based on their proportion of total law library revenue received in 2009-11. Overall law library program funding decreased from 2009-11 to 2011-13 by a total of 29 percent due to the sunset of the HB 2287 temporary surcharges (\$2,343,564) and budget shortfalls (\$553,060).

The Legislature based the 2011-13 General Fund appropriation for law libraries on the 2007-09 funding level to exclude the one-time revenue increase from HB 2887 temporary surcharges received in 2009-11. Overall law library program funding decreased from 2007-09 to 2011-13 by 7 percent due to budget shortfalls.

### County Law Library Funding

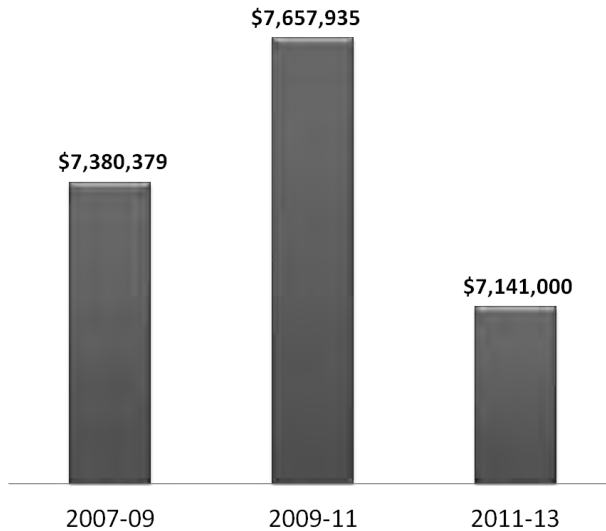


# PROGRAMS – PASS-THROUGHS

---

Changes in the proportion of total mediation revenue distributed to counties from 2007-09 to 2009-11 was driven by case filings and fees (the old system). OJD is distributing the 2011-13 General Fund appropriation to each county based on their proportion of total mediation/conciliation revenue received in 2009-11. Overall mediation/conciliation program funding decreased from 2009-11 to 2011-13 by 7 percent in total funding provided.

## Mediation/Conciliation Funding



# PROGRAMS – PASS-THROUGHS

The following table outlines the distributions by county for mediation/conciliation funding and county law library funding:

County	Mediation/Conciliation Funding			County Law Library & Library Services Funding		
	2007-09 Total Revenue	2009-11 Total Revenue	2011-13 Total Revenue	2007-09 Total Revenue	2009-11 Total Revenue	2011-13 Total Revenue
Baker	\$ 26,465	\$ 24,612	\$ 22,951	\$ 20,390	\$ 26,405	\$ 18,785
Benton	\$ 77,154	\$ 73,898	\$ 68,911	\$ 101,352	\$ 115,792	\$ 82,382
Clackamas	\$ 959,914	\$ 1,066,532	\$ 994,590	\$ 703,901	\$ 967,313	\$ 688,169
Clatsop	\$ 73,043	\$ 67,154	\$ 62,622	\$ 92,956	\$ 129,873	\$ 92,395
Columbia	\$ 75,890	\$ 70,718	\$ 65,945	\$ 91,843	\$ 112,838	\$ 80,276
Coos	\$ 72,662	\$ 79,398	\$ 74,039	\$ 159,435	\$ 172,817	\$ 122,946
Crook	\$ 39,414	\$ 33,298	\$ 31,051	\$ 46,312	\$ 58,701	\$ 41,761
Curry	\$ 22,650	\$ 20,171	\$ 18,810	\$ 48,700	\$ 61,121	\$ 43,483
Deschutes	\$ 381,791	\$ 438,694	\$ 409,085	\$ 343,635	\$ 506,886	\$ 360,611
Douglas	\$ 154,962	\$ 148,016	\$ 138,026	\$ 236,474	\$ 252,414	\$ 179,573
Gilliam				\$ 2,677	\$ 3,125	\$ 2,223
Grant	\$ 8,953	\$ 7,766	\$ 7,242	\$ 6,892	\$ 11,258	\$ 8,009
Harney	\$ 8,283	\$ 7,860	\$ 7,330	\$ 6,667	\$ 9,530	\$ 6,780
Hood River	\$ 59,857	\$ 70,580	\$ 65,817	\$ 33,850	\$ 40,759	\$ 28,997
Jackson	\$ 392,881	\$ 379,144	\$ 353,554	\$ 492,125	\$ 576,071	\$ 409,830
Jefferson	\$ 26,599	\$ 26,820	\$ 25,009	\$ 34,870	\$ 44,340	\$ 31,545
Josephine	\$ 189,846	\$ 167,099	\$ 155,821	\$ 207,523	\$ 239,339	\$ 170,271
Klamath	\$ 100,193	\$ 90,038	\$ 83,961	\$ 160,636	\$ 183,502	\$ 130,548
Lake	\$ 6,345	\$ 8,083	\$ 7,537	\$ 12,612	\$ 15,901	\$ 11,312
Lane	\$ 717,998	\$ 791,421	\$ 737,935	\$ 688,825	\$ 802,359	\$ 570,807
Linn	\$ 181,565	\$ 163,304	\$ 152,282	\$ 243,754	\$ 252,963	\$ 179,964
Lincoln	\$ 38,002	\$ 42,638	\$ 39,760	\$ 96,562	\$ 111,288	\$ 79,173
Malheur	\$ 42,174	\$ 36,849	\$ 34,362	\$ 29,735	\$ 38,345	\$ 27,280
Marion	\$ 721,275	\$ 691,358	\$ 644,696	\$ 552,605	\$ 744,193	\$ 529,436
Multnomah	\$ 1,517,234	\$ 1,589,006	\$ 1,481,758	\$ 1,811,620	\$ 2,695,513	\$ 1,917,650
Morrow	\$ 17,524	\$ 25,826	\$ 24,083	\$ 12,628	\$ 17,372	\$ 12,359
Polk	\$ 78,804	\$ 85,597	\$ 79,820	\$ 98,660	\$ 137,068	\$ 97,513
Sherman				\$ 2,096	\$ 2,231	\$ 1,587
Tillamook	\$ 30,138	\$ 27,247	\$ 25,408	\$ 44,292	\$ 49,526	\$ 35,239
Umatilla	\$ 187,529	\$ 193,586	\$ 180,520	\$ 134,108	\$ 157,312	\$ 111,916
Union	\$ 45,789	\$ 54,150	\$ 50,495	\$ 43,945	\$ 50,643	\$ 36,029
Wallowa	\$ 9,666	\$ 12,666	\$ 11,811	\$ 11,832	\$ 13,259	\$ 9,433
Wasco				\$ 53,268	\$ 61,650	\$ 43,859
Wheeler				\$ 1,566	\$ 2,230	\$ 1,586
Washington	\$ 958,541	\$ 1,005,232	\$ 937,338	\$ 886,112	\$ 1,162,366	\$ 826,934
Yamhill	\$ 157,240	\$ 159,175	\$ 148,432	\$ 179,602	\$ 211,324	\$ 150,341
	<b>\$ 7,380,379</b>	<b>\$ 7,657,935</b>	<b>\$ 7,141,000</b>	<b>\$ 7,694,060</b>	<b>\$ 10,037,625</b>	<b>\$ 7,141,000</b>

# PROGRAMS – PASS-THROUGHS

---

## **Council on Court Procedures**

Established in 1977 by ORS 1.725 to 1.750, the Council on Court Procedures promulgates rules governing pleading, practice, and procedure in all civil proceedings in the circuit courts of the state. Proposed amendments to the rules are submitted to the Legislature in January of odd-numbered years and go into effect on January 1 of the following even-numbered year unless amended, repealed, or supplemented by the Legislature.

For the 2011-13 biennium, External Pass-Through funding was provided for the Council in the amount of \$52,000. Funding was not impacted by reductions in Pass-Through funding from the 2012 Legislative Session. In the 2009-11 biennium, funding for the Council was provided through the Office of Legislative Council (LC).

## **Oregon Law Commission**

The 1997 Legislative Assembly adopted legislation creating the Oregon Law Commission (ORS173.315). By statute, the Commission's function is to "conduct a continuous substantive law revision program ..." (ORS 173.315). The Commission provides assistance to the Legislature in proposing modifications of statutes by

- Identifying and selecting law reform projects
- Researching the area of law at issue, including other states' laws to see how they deal with similar problems
- Communicating with and educating those who may be affected by proposed reforms
- Drafting proposed legislation, comments, and reports for legislative consideration

For the 2011-13 biennium, External Pass-Through funding was provided for the Commission in the amount of \$223,000. Funding was not impacted by reductions in Pass-Through funding from the 2012 Legislative Session. In the 2009-11 biennium, funding for the Commission was provided through the Office of Legislative Council (LC).

## **One-time payment to Tri-County Metropolitan Transportation District of Oregon (TRIMET) of \$77,860**

During the 2012 Legislative Session, HB 4167 established a one-time special payment to TRIMET in the amount of \$77,860 for fines that were collected between January 1, 2012, and April 1, 2012, but were not distributed to TRIMET due to HB 2712 distribution changes passed during the 2011 Legislative Session.

# PROGRAMS – PASS-THROUGHS

---

## Current Service Level

The Current Service Level (CSL) includes Emergency Board and legislative actions through September 2012. The CSL totals \$14.9 million (All Funds). This reflects a \$0.3 million (2.4 percent) increase over the 2011-13 Legislatively Approved Budget.

## Chief Justice’s Recommended Budget

The Chief Justice’s Recommended Budget for the 2013-15 biennium totals \$14.9 million (All Funds) and does not contain any policy option packages.

### Third-Party Collections Budget Summary

	2009-11 Actual Expenditures	2011-13 Legislatively Approved Budget	2013-15 Current Service Level (CSL)	2013-15 Chief Justice’s Recommended*
General Fund		\$14,552,100	\$14,901,350	\$14,901,350
Other Funds		\$77,860		
Federal Funds				
Nonlimited (Other)				
<b>TOTAL – ALL FUNDS</b>	<b>NA</b>	<b>\$14,629,960</b>	<b>\$14,901,350</b>	<b>\$14,901,350</b>
Positions		0	0	0
FTE		0	0	0

\* Includes CSL and all policy option packages.

# PROGRAMS – PASS-THROUGHS

---

## Essential Packages

### Purpose

The essential packages present budget adjustments needed to bring the legislatively approved budget to Current Service Level (CSL), the calculated cost of continuing legislatively approved programs into the 2013-15 biennium.

### Staffing Impact

No staff is contained in External Pass-Throughs.

### Revenue Source

General Fund Appropriation.

#### 021 Phase-In

The External Pass-Throughs budget has no adjustment for phased-in programs.

#### 022 Phase-Out Program and One-Time Costs

The External Pass-Throughs budget had a phase-out of a one-time payment to TRIMET of \$77,860 Other Funds.

#### 031 Inflation and Price List Adjustments

The cost of goods and services increases General Fund totals by \$349,250. This reflects the standard inflation rate of 2.4 percent on goods and services.

#### 040 Mandated Caseload

The External Pass-Throughs budget has no adjustment for mandated caseload

## **PROGRAMS – PASS-THROUGHS**

---

### **050 Fund Shifts**

The External Pass-Throughs budget has no fund shifts within its CSL budget.

### **060 Technical Adjustments**

The External Pass-Throughs budget has no technical adjustments within its CSL budget.



# PROGRAMS – PASS-THROUGHS

***ORBITS and PICS Reports***

**BPR013 – ORBITS Essential and Policy Package Fiscal Impact Summary**

**ESSENTIAL AND POLICY PACKAGE FISCAL IMPACT SUMMARY**

Judicial Dept	Cross Reference Name: External Pass-Throughs
Pkg: 022 - Phase-out Pgm & One-time Costs	Cross Reference Number: 19800-220-00-00-00000

Description	General Fund	Lottery Funds	Other Funds	Federal Funds	Nonlimited Other Funds	Nonlimited Federal Funds	All Funds
<b>Special Payments</b>							
Dist to Other Gov Unit	-	-	(77,860)	-	-	-	(77,860)
<b>Total Special Payments</b>	-	-	<b>(\$77,860)</b>	-	-	-	<b>(\$77,860)</b>
<b>Total Expenditures</b>							
Total Expenditures	-	-	(77,860)	-	-	-	(77,860)
<b>Total Expenditures</b>	-	-	<b>(\$77,860)</b>	-	-	-	<b>(\$77,860)</b>
<b>Ending Balance</b>							
Ending Balance	-	-	77,860	-	-	-	77,860
<b>Total Ending Balance</b>	-	-	<b>\$77,860</b>	-	-	-	<b>\$77,860</b>

\_\_\_ Agency Request  
2013-15 Biennium

\_\_\_ Governor's Recommended  
Page \_\_\_\_\_

\_\_\_ Legislatively Adopted  
Essential and Policy Package Fiscal Impact Summary - BPR013

# PROGRAMS – PASS-THROUGHS

## ESSENTIAL AND POLICY PACKAGE FISCAL IMPACT SUMMARY

Judicial Dept  
Pkg: 031 - Standard Inflation

Cross Reference Name: External Pass-Throughs  
Cross Reference Number: 19800-220-00-00-00000

Description	General Fund	Lottery Funds	Other Funds	Federal Funds	Nonlimited Other Funds	Nonlimited Federal Funds	All Funds
<b>Revenues</b>							
General Fund Appropriation	349,250	-	-	-	-	-	349,250
<b>Total Revenues</b>	<b>\$349,250</b>	-	-	-	-	-	<b>\$349,250</b>
<b>Special Payments</b>							
Dist to Counties	342,768	-	-	-	-	-	342,768
Dist to Non-Gov Units	6,482	-	-	-	-	-	6,482
<b>Total Special Payments</b>	<b>\$349,250</b>	-	-	-	-	-	<b>\$349,250</b>
<b>Total Expenditures</b>							
Total Expenditures	349,250	-	-	-	-	-	349,250
<b>Total Expenditures</b>	<b>\$349,250</b>	-	-	-	-	-	<b>\$349,250</b>
<b>Ending Balance</b>							
Ending Balance	-	-	-	-	-	-	-
<b>Total Ending Balance</b>	<b>-</b>	<b>-</b>	<b>-</b>	<b>-</b>	<b>-</b>	<b>-</b>	<b>-</b>

\_\_\_\_ Agency Request  
2013-15 Biennium

\_\_\_\_ Governor's Recommended  
Page \_\_\_\_\_

\_\_\_\_ Legislatively Adopted  
Essential and Policy Package Fiscal Impact Summary - BPR013

# PROGRAMS – PASS-THROUGHS

**BPR012 – ORBITS Detail of Lottery Funds, Other Funds, and Federal Funds Revenue**

**DETAIL OF LOTTERY FUNDS, OTHER FUNDS, AND FEDERAL FUNDS REVENUE**

Judicial Dept		Agency Number: 19800				
2013-15 Biennium		Cross Reference Number: 19800-220-00-00-00000				
Source	2009-11 Actuals	2011-13 Leg Adopted Budget	2011-13 Leg Approved Budget	2013-15 Agency Request Budget	2013-15 Governor's Rec. Budget	2013-15 Leg Adopted Budget
<b>Other Funds</b>						
Transfer In Other	-	-	77,860	-	-	-
<b>Total Other Funds</b>	-	-	<b>\$77,860</b>	-	-	-

\_\_\_\_ Agency Request  
2013-15 Biennium

\_\_\_\_ Governor's Recommended  
Page \_\_\_\_\_

\_\_\_\_ Legislatively Adopted  
Detail of LF, OF, and FF Revenues - BPR012

# PROGRAMS – PASS-THROUGHS

## BPR007A – ORBITS Program Unit Appropriated Fund Group and Category Summary

*Judicial Dept*

*Agency Number: 19800*

Program Unit Appropriated Fund Group and Category Summary  
2013-15 Biennium  
External Pass-Throughs

Version: V - 01 - Agency Request Budget  
Cross Reference Number: 19800-220-00-00-00000

Description	2009-11 Actuals	2011-13 Leg Adopted Budget	2011-13 Leg Approved Budget	2013-15 Agency Request Budget	2013-15 Governor's Rec. Budget	2013-15 Leg Adopted Budget
<b>LIMITED BUDGET (Excluding Packages)</b>						
<b>SPECIAL PAYMENTS</b>						
General Fund	-	15,075,000	14,552,100	14,552,100	-	-
Other Funds	-	-	77,860	77,860	-	-
All Funds	-	15,075,000	14,629,960	14,629,960	-	-
<b>TOTAL LIMITED BUDGET (Excluding Packages)</b>						
General Fund	-	15,075,000	14,552,100	14,552,100	-	-
Other Funds	-	-	77,860	77,860	-	-
All Funds	-	15,075,000	14,629,960	14,629,960	-	-
<b>LIMITED BUDGET (Essential Packages)</b>						
<b>022 PHASE-OUT PGM &amp; ONE-TIME COSTS</b>						
<b>SPECIAL PAYMENTS</b>						
Other Funds	-	-	-	(77,860)	-	-
<b>031 STANDARD INFLATION</b>						
<b>SPECIAL PAYMENTS</b>						
General Fund	-	-	-	349,250	-	-
<b>TOTAL LIMITED BUDGET (Essential Packages)</b>						
General Fund	-	-	-	349,250	-	-
Other Funds	-	-	-	(77,860)	-	-
All Funds	-	-	-	271,390	-	-

**LIMITED BUDGET (Current Service Level)**

\_\_\_\_ Agency Request  
2013-15 Biennium

\_\_\_\_ Governor's Recommended  
Page \_\_\_\_\_

\_\_\_\_ Legislatively Adopted  
Program Unit Appropriated Fund and Category Summary- BPR007A

# PROGRAMS – PASS-THROUGHS

**Judicial Dept**

**Agency Number: 19800**

**Program Unit Appropriated Fund Group and Category Summary**  
**2013-15 Biennium**  
**External Pass-Throughs**

Version: V - 01 - Agency Request Budget  
 Cross Reference Number: 19800-220-00-00-00000

Description	2009-11 Actuals	2011-13 Leg Adopted Budget	2011-13 Leg Approved Budget	2013-15 Agency Request Budget	2013-15 Governor's Rec. Budget	2013-15 Leg Adopted Budget
General Fund	-	15,075,000	14,552,100	14,901,350	-	-
Other Funds	-	-	77,860	-	-	-
All Funds	-	15,075,000	14,629,960	14,901,350	-	-
<b>TOTAL LIMITED BUDGET (Including Packages)</b>						
General Fund	-	15,075,000	14,552,100	14,901,350	-	-
Other Funds	-	-	77,860	-	-	-
All Funds	-	15,075,000	14,629,960	14,901,350	-	-
<b>OPERATING BUDGET</b>						
General Fund	-	15,075,000	14,552,100	14,901,350	-	-
Other Funds	-	-	77,860	-	-	-
All Funds	-	15,075,000	14,629,960	14,901,350	-	-
<b>TOTAL BUDGET</b>						
General Fund	-	15,075,000	14,552,100	14,901,350	-	-
Other Funds	-	-	77,860	-	-	-
All Funds	-	15,075,000	14,629,960	14,901,350	-	-

\_\_\_\_ Agency Request  
 2013-15 Biennium

\_\_\_\_ Governor's Recommended  
 Page \_\_\_\_\_

\_\_\_\_ Legislatively Adopted  
 Program Unit Appropriated Fund and Category Summary- BPR007A

## PROGRAMS – PASS-THROUGHS

---

*[This page intentionally left blank.]*

# REVENUES

---

## Revenues

The majority of the Oregon Judicial Department's (OJD) revenues are generated from fines, fees, and restitution associated with cases in the Supreme Court, Court of Appeals, Tax Court, and 36 trial courts. Other revenues are generated from sales of publications and court information and transfers of revenue from other state agencies, from local and federal grants, and from others that assist OJD in meeting its mission. Revenue estimates included in this budget document are based on the December 2012 forecast prepared by the Office of Economic Analysis (OEA).

The passage of HB 2710 and HB 2712 during the 2011 Legislative Session fundamentally changed court-related revenue from both an Other Fund – General Fund perspective and a restructuring of the fees. The OEA's General Fund forecast contains two court revenue line items, termed State Court Fees (General Fund) and the Criminal Fine Account, which terms we also use in our publications.

**Transfers to General Fund:** OJD generates revenue directly for the benefit of the state General Fund from filing fees, driver license suspension fees, trial and hearing fees, court collection fees, probation and diversion surcharge residual revenue, security release fees, and parking fines. Based on the December 2012 forecast, revenues for the General Fund are projected to total \$118.2 million for the 2013-15 biennium.

**Transfers to Criminal Fine Account (CFA):** Court revenues from fines, bail security release forfeiture, indigent defense recoupment, and recovery of court costs are transferred to the Department of Revenue for deposit to the CFA. Based on the December 2012 forecast, the total amount projected for the 2013-15 biennium is \$91.4 million from the circuit courts. The General Fund portion of CFA revenue is the remainder of total CFA revenue from all sources after accounting for the dedicated distributions and allocations, such as Department of Public Safety Standards and Training operations, Department of Justice Criminal Injuries Compensation Account, OJD State Court Facilities and Security Account, Department of Corrections construction, and Oregon Health Authority Driving Under the Influence of Intoxicants programs.

**Transfer to State and Local Government Agencies:** Other revenue is generated from fines, fees, and the public defense application/contribution program. These monies are transferred to state and local governments as well as other entities. The 2013-15 biennium projection, based on the December 2012 forecast, is \$36.9 million.

**Transfer to Legal Aid Account:** OJD transfers \$11.9 million from fee revenue to the Legal Aid Account at the Oregon State Bar, as authorized by HB 2710. Funding may only be used for the Legal Services Program established under ORS 9.572

Collection of \$22.7 million in restitution and compensatory fines are projected for the 2013-15 biennium. These funds are distributed directly to victims.

# REVENUES

---

The following Other Funds Revenues are generated by sales of court publications and information, statewide assessments, transfers-in from other state agencies, and from participation in grants at the local and federal level.

**Court Publications:** Other Funds revenues projected at \$3.5 million are projected to be generated by the department through the sale and distribution of court publications, manuals and forms, and providing online access to the Oregon Judicial Information Network (OJIN). The revenue from these transactions is used to pay for the cost of these programs.

**Transfers-In:** Other revenues also include the following:

- \$1.4 million in transfers from the State Office for Services to Children and Families to assist in funding of Citizen Review Boards responsible for review of child placements;
- \$2.4 million in statewide assessments to the State of Oregon Law Library;
- \$2.7 million from the Public Defense Services Commission to pay for the services of court staff to verify indigence of persons seeking state-paid, court-appointed counsel; and
- \$13.1 million allocation from the Criminal Fine Account to the State Court Facilities and Security Account to pay for expenditures authorized under ORS 1.178 for state court security, business continuity, emergency preparedness, local county security accounts, capital improvements to state court facilities, and statewide security training.

**Grants:** The majority of revenues from grants come from local community partners who are direct or pass-through recipients of Federal Funds grants. A small portion of our grants are directly provided by the federal government.

- Grants with community partners, including Oregon counties and nonprofit entities, include \$1.3 million for programs such as specialty courts, juvenile court improvements, and arbitration and mediation programs.
- Federal Funds from the Department of Health and Human Services include \$1.5 million for continuation of the Juvenile Court Improvement Project.

OJD has no costs or programs funded with nonlimited Other Funds revenues.

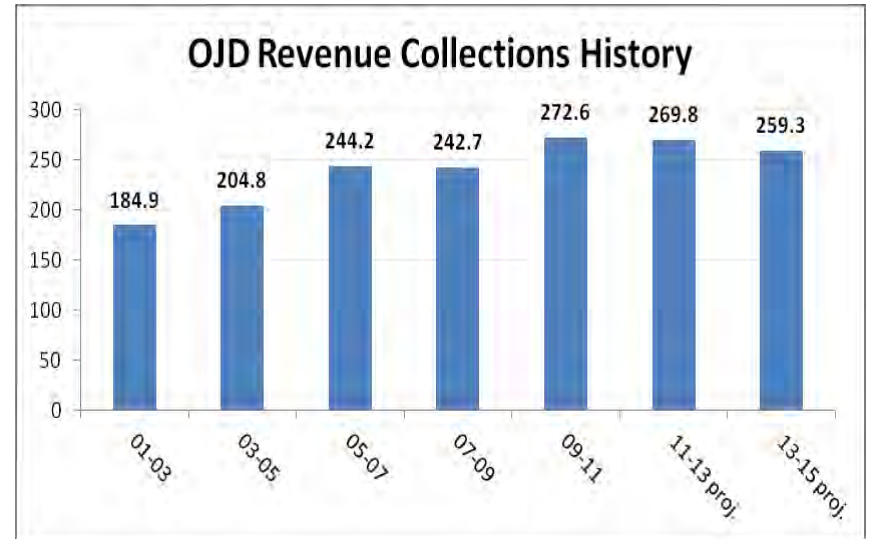
Costs of collection associated with actions performed by the Department of Revenue and third-party collection agencies are described in the [Third-Party Collections](#) section of this budget document (see page 379).



# REVENUES

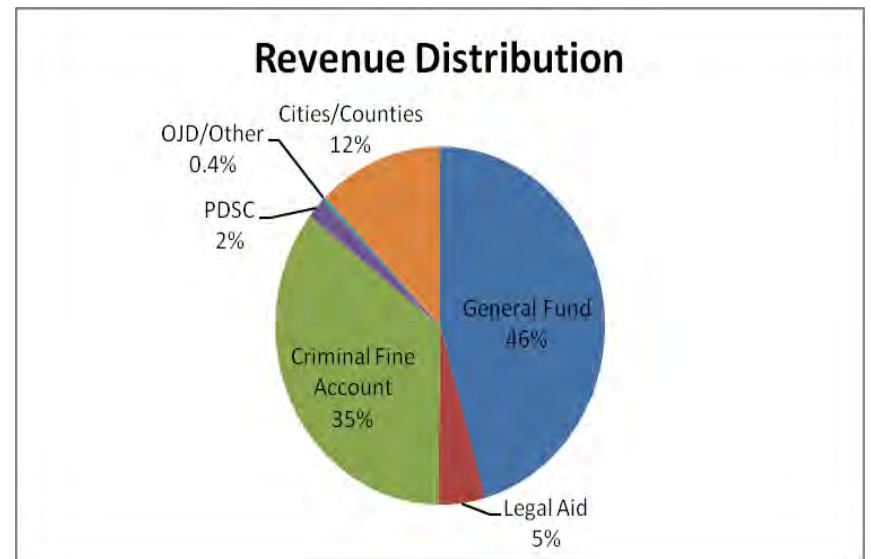
## Court Revenue History

Based on the December 2012 revenue forecast, the projected court revenues for the 2013-15 biennium total \$259.3 million, and restitution/compensatory fine collections are estimated at an additional \$22.7 million. The source and distribution of these revenues vary with changes in law.



## Court Revenue Distribution

Based on the December 2012 revenue forecast, \$118.2 million is projected to be transferred to the General Fund; \$91.4 million is projected to be transferred to the Criminal Fine Account (CFA); and the remaining \$36.9 million is projected to be transferred to cities, counties, and other state agencies including the Public Defense Services Commission (PDSC).



# REVENUES

---

*[This page intentionally left blank.]*

# REVENUES

**ORBITS Reports**

**BPR012 – ORBITS Detail of Lottery Funds, Other Funds, and Federal Funds Revenue**

**DETAIL OF LOTTERY FUNDS, OTHER FUNDS, AND FEDERAL FUNDS REVENUE**

<b>Judicial Dept</b>		Agency Number: 19800				
<b>2013-15 Biennium</b>		Cross Reference Number: 19800-000-00-00-00000				
<i>Source</i>	2009-11 Actuals	2011-13 Leg Adopted Budget	2011-13 Leg Approved Budget	2013-15 Agency Request Budget	2013-15 Governor's Rec. Budget	2013-15 Leg Adopted Budget
<b>Other Funds</b>						
Business Lic and Fees	94,955	61,567	61,567	80,000	-	-
Non-business Lic. and Fees	64,549,804	-	-	-	-	-
State Court Fees	95,211,950	94,578,700	94,578,700	123,807,577	-	-
Federal Revenues	371,015	-	-	-	-	-
Charges for Services	4,168,636	3,451,771	3,451,771	3,617,022	-	-
Fines and Forfeitures	106,992,836	178,344,501	178,344,501	122,982,566	-	-
General Fund Obligation Bonds	5,420,000	6,100,000	22,026,592	52,268,294	-	-
Cert of Participation	12,925,000	-	-	-	-	-
Interest Income	174,966	-	-	-	-	-
Sales Income	1,072,628	1,026,000	1,026,000	650,000	-	-
Donations	1,627,006	486,400	486,400	500,610	-	-
Grants (Non-Fed)	-	281,084	281,084	1,247,546	-	-
Other Revenues	8,460,963	-	2,480,124	-	-	-
Transfer In - Intrafund	25,468,330	4,713,436	4,713,436	11,900,000	-	-
Transfer In Other	-	-	3,859,562	-	-	-
Tsfr From Human Svcs, Dept of	1,891,950	1,440,643	1,440,643	1,440,643	-	-
Tsfr From Administrative Svcs	2,064,900	2,343,470	2,343,470	2,392,804	-	-
Tsfr From Justice, Dept of	291,435	361,472	361,472	-	-	-
Tsfr From Revenue, Dept of	21,699,459	9,843,214	9,843,214	13,124,285	-	-
Tsfr From Criminal Justice Comm	19,353	-	-	-	-	-
Tsfr From Police, Dept of State	59,973	-	-	-	-	-
Tsfr From Public Def Svcs Comm	2,201,692	2,696,475	3,933,975	2,722,500	-	-
Tsfr From Transportation, Dept	-	175,260	175,260	-	-	-
Transfer Out - Intrafund	(25,468,330)	(4,713,436)	(4,713,436)	(11,900,000)	-	-

\_\_\_\_ Agency Request  
2013-15 Biennium

\_\_\_\_ Governor's Recommended  
Page \_\_\_\_\_

\_\_\_\_ Legislatively Adopted  
Detail of LF, OF, and FF Revenues - BPR012

# REVENUES

## DETAIL OF LOTTERY FUNDS, OTHER FUNDS, AND FEDERAL FUNDS REVENUE

Judicial Dept Agency Number: 19800  
 2013-15 Biennium Cross Reference Number: 19800-000-00-00-00000

Source	2009-11 Actuals	2011-13 Leg Adopted Budget	2011-13 Leg Approved Budget	2013-15 Agency Request Budget	2013-15 Governor's Rec. Budget	2013-15 Leg Adopted Budget
<b>Other Funds</b>						
Transfer to Other	-	(29,565,019)	(29,565,019)	-	-	-
Transfer to General Fund	(50,481,181)	(118,795,773)	(125,347,898)	(118,240,505)	-	-
Transfer to Cities	(21,195,993)	(21,493,685)	(21,493,685)	(24,232,678)	-	-
Transfer to Counties	(30,623,787)	(6,825,730)	(6,825,730)	(7,618,649)	-	-
Tsfr To Human Svcs, Dept of	(19,724)	-	-	-	-	-
Tsfr To Administrative Svcs	-	-	-	(601,082)	-	-
Tsfr To Revenue, Dept of	(119,287,109)	(90,591,498)	(90,591,498)	(91,422,437)	-	-
Tsfr To Police, Dept of State	(239,892)	(109,990)	(109,990)	-	-	-
Tsfr To Public Def Svcs Comm	(3,628,689)	(3,554,291)	(3,554,291)	(4,433,018)	-	-
Tsfr To Oregon Health Authority	(1,236,829)	(1,190,105)	(1,190,105)	-	-	-
Tsfr To OR University System	(332,140)	-	-	-	-	-
Tsfr To Agriculture, Dept of	(150,000)	(150,000)	(150,000)	-	-	-
Tsfr To Housing and Com Svcs	(429,034)	-	-	-	-	-
<b>Total Other Funds</b>	<b>\$101,674,143</b>	<b>\$28,914,466</b>	<b>\$45,866,119</b>	<b>\$78,285,478</b>	-	-
<b>Federal Funds</b>						
Federal Funds	1,156,901	1,047,391	1,047,391	1,490,080	-	-
<b>Total Federal Funds</b>	<b>\$1,156,901</b>	<b>\$1,047,391</b>	<b>\$1,047,391</b>	<b>\$1,490,080</b>	-	-
<b>Nonlimited Other Funds</b>						
Transfer In - Intrafund	474,483	-	-	-	-	-
Transfer Out - Intrafund	(474,483)	-	-	-	-	-
<b>Total Nonlimited Other Funds</b>	<b>-</b>	<b>-</b>	<b>-</b>	<b>-</b>	<b>-</b>	<b>-</b>

\_\_\_\_ Agency Request  
 2013-15 Biennium

\_\_\_\_ Governor's Recommended  
 Page \_\_\_\_\_

\_\_\_\_ Legislatively Adopted  
 Detail of LF, OF, and FF Revenues - BPR012

# REVENUES

## DETAIL OF LOTTERY FUNDS, OTHER FUNDS, AND FEDERAL FUNDS REVENUE

Judicial Dept				Agency Number: 19800		
2013-15 Biennium				Cross Reference Number: 19800-087-00-00-00000		
Source	2009-11 Actuals	2011-13 Leg Adopted Budget	2011-13 Leg Approved Budget	2013-15 Agency Request Budget	2013-15 Governor's Rec. Budget	2013-15 Leg Adopted Budget
<b>Other Funds</b>						
General Fund Obligation Bonds	-	100,000	326,592	530,319	-	-
<b>Total Other Funds</b>	-	<b>\$100,000</b>	<b>\$326,592</b>	<b>\$530,319</b>	-	-

\_\_\_\_ Agency Request  
2013-15 Biennium

\_\_\_\_ Governor's Recommended  
Page \_\_\_\_\_

\_\_\_\_ Legislatively Adopted  
Detail of LF, OF, and FF Revenues - BPR012

# REVENUES

## DETAIL OF LOTTERY FUNDS, OTHER FUNDS, AND FEDERAL FUNDS REVENUE

<i>Source</i>	2009-11 Actuals	2011-13 Leg Adopted Budget	2011-13 Leg Approved Budget	2013-15 Agency Request Budget	2013-15 Governor's Rec. Budget	2013-15 Leg Adopted Budget
<b>Other Funds</b>						
General Fund Obligation Bonds	-	-	-	27,413,293	-	-
Tsfr To Administrative Svcs	-	-	-	(601,082)	-	-
<b>Total Other Funds</b>	-	-	-	<b>\$26,812,211</b>	-	-

\_\_\_\_ Agency Request  
2013-15 Biennium

\_\_\_\_ Governor's Recommended  
Page \_\_\_\_\_

\_\_\_\_ Legislatively Adopted  
Detail of LF, OF, and FF Revenues - BPR012

# REVENUES

## DETAIL OF LOTTERY FUNDS, OTHER FUNDS, AND FEDERAL FUNDS REVENUE

Judicial Dept Agency Number: 19800  
 2013-15 Biennium Cross Reference Number: 19800-100-00-00-00000

Source	2009-11 Actuals	2011-13 Leg Adopted Budget	2011-13 Leg Approved Budget	2013-15 Agency Request Budget	2013-15 Governor's Rec. Budget	2013-15 Leg Adopted Budget
<b>Other Funds</b>						
State Court Fees	15,035,203	94,578,700	94,578,700	123,807,577	-	-
Federal Revenues	371,015	-	-	-	-	-
Charges for Services	-	151,771	151,771	317,022	-	-
Fines and Forfeitures	-	178,344,501	178,344,501	122,982,566	-	-
Sales Income	28,607	-	-	-	-	-
Donations	1,094,903	-	-	-	-	-
Grants (Non-Fed)	-	281,084	281,084	1,247,546	-	-
Other Revenues	364	-	-	-	-	-
Transfer In - Intrafund	465,560	4,578,926	4,578,926	-	-	-
Tsfr From Criminal Justice Comm	19,353	-	-	-	-	-
Tsfr From Public Def Svcs Comm	-	2,270,118	2,270,118	2,722,500	-	-
Transfer Out - Intrafund	-	(646,930)	(646,930)	-	-	-
Transfer to Other	-	(29,565,019)	(29,565,019)	-	-	-
Transfer to General Fund	-	(118,795,773)	(118,795,773)	(118,240,505)	-	-
Transfer to Cities	-	(21,493,685)	(21,493,685)	(24,232,678)	-	-
Transfer to Counties	-	(6,825,730)	(6,825,730)	(7,618,649)	-	-
Tsfr To Revenue, Dept of	-	(90,591,498)	(90,591,498)	(91,422,437)	-	-
Tsfr To Police, Dept of State	-	(109,990)	(109,990)	-	-	-
Tsfr To Public Def Svcs Comm	-	(3,554,291)	(3,554,291)	(4,433,018)	-	-
Tsfr To Oregon Health Authority	-	(1,190,105)	(1,190,105)	-	-	-
Tsfr To Agriculture, Dept of	-	(150,000)	(150,000)	-	-	-
<b>Total Other Funds</b>	<b>\$17,015,005</b>	<b>\$7,282,079</b>	<b>\$7,282,079</b>	<b>\$5,129,924</b>	<b>-</b>	<b>-</b>

\_\_\_\_ Agency Request  
 2013-15 Biennium

\_\_\_\_ Governor's Recommended  
 Page \_\_\_\_\_

\_\_\_\_ Legislatively Adopted  
 Detail of LF, OF, and FF Revenues - BPR012

# REVENUES

## DETAIL OF LOTTERY FUNDS, OTHER FUNDS, AND FEDERAL FUNDS REVENUE

Judicial Dept Agency Number: 19800  
 2013-15 Biennium Cross Reference Number: 19800-101-00-00-00000

Source	2009-11 Actuals	2011-13 Leg Adopted Budget	2011-13 Leg Approved Budget	2013-15 Agency Request Budget	2013-15 Governor's Rec. Budget	2013-15 Leg Adopted Budget
<b>Other Funds</b>						
State Court Fees	21,829	-	-	-	-	-
Sales Income	-	1,026,000	1,026,000	650,000	-	-
Donations	30,000	-	-	-	-	-
Other Revenues	-	-	2,200,698	-	-	-
Transfer In - Intrafund	109,558	-	-	-	-	-
Tsfr From Administrative Svcs	-	2,343,470	2,343,470	2,392,804	-	-
Transfer Out - Intrafund	-	(1,731,201)	(1,731,201)	-	-	-
<b>Total Other Funds</b>	<b>\$161,387</b>	<b>\$1,638,269</b>	<b>\$3,838,967</b>	<b>\$3,042,804</b>	-	-

\_\_\_\_ Agency Request  
 2013-15 Biennium

\_\_\_\_ Governor's Recommended  
 Page \_\_\_\_\_

\_\_\_\_ Legislatively Adopted  
 Detail of LF, OF, and FF Revenues - BPR012



# REVENUES

## DETAIL OF LOTTERY FUNDS, OTHER FUNDS, AND FEDERAL FUNDS REVENUE

Judicial Dept Agency Number: 19800  
 2013-15 Biennium Cross Reference Number: 19800-102-00-00-00000

Source	2009-11 Actuals	2011-13 Leg Adopted Budget	2011-13 Leg Approved Budget	2013-15 Agency Request Budget	2013-15 Governor's Rec. Budget	2013-15 Leg Adopted Budget
<b>Other Funds</b>						
Business Lic and Fees	94,955	61,567	61,567	-	-	-
Non-business Lic. and Fees	64,549,804	-	-	-	-	-
State Court Fees	78,058,022	-	-	-	-	-
Charges for Services	4,168,636	3,221,342	3,221,342	3,300,000	-	-
Fines and Forfeitures	106,992,836	-	-	-	-	-
General Fund Obligation Bonds	5,420,000	-	-	-	-	-
Interest Income	134,761	-	-	-	-	-
Sales Income	1,044,021	-	-	-	-	-
Donations	502,103	-	-	-	-	-
Other Revenues	8,460,599	-	279,426	-	-	-
Transfer In - Intrafund	23,278,803	134,510	134,510	11,900,000	-	-
Tsfr From Human Svcs, Dept of	1,891,950	1,440,643	1,440,643	1,440,643	-	-
Tsfr From Administrative Svcs	2,064,900	-	-	-	-	-
Tsfr From Justice, Dept of	291,435	361,472	361,472	-	-	-
Tsfr From Revenue, Dept of	21,699,459	-	-	-	-	-
Tsfr From Police, Dept of State	59,973	-	-	-	-	-
Tsfr From Public Def Svcs Comm	2,201,692	426,357	1,663,857	-	-	-
Tsfr From Transportation, Dept	-	175,260	175,260	-	-	-
Transfer Out - Intrafund	(25,468,330)	(2,335,305)	(2,335,305)	(11,900,000)	-	-
Transfer to General Fund	(50,481,181)	-	-	-	-	-
Transfer to Cities	(21,195,993)	-	-	-	-	-
Transfer to Counties	(30,623,787)	-	-	-	-	-
Tsfr To Human Svcs, Dept of	(19,724)	-	-	-	-	-
Tsfr To Revenue, Dept of	(119,287,109)	-	-	-	-	-

\_\_\_\_ Agency Request  
 2013-15 Biennium

\_\_\_\_ Governor's Recommended  
 Page \_\_\_\_\_

\_\_\_\_ Legislatively Adopted  
 Detail of LF, OF, and FF Revenues - BPR012

# REVENUES

## DETAIL OF LOTTERY FUNDS, OTHER FUNDS, AND FEDERAL FUNDS REVENUE

<i>Source</i>	2009-11 Actuals	2011-13 Leg Adopted Budget	2011-13 Leg Approved Budget	2013-15 Agency Request Budget	2013-15 Governor's Rec. Budget	2013-15 Leg Adopted Budget
<b>Other Funds</b>						
Tsfr To Police, Dept of State	(239,892)	-	-	-	-	-
Tsfr To Public Def Svcs Comm	(3,628,689)	-	-	-	-	-
Tsfr To Oregon Health Authority	(1,236,829)	-	-	-	-	-
Tsfr To OR University System	(332,140)	-	-	-	-	-
Tsfr To Agriculture, Dept of	(150,000)	-	-	-	-	-
Tsfr To Housing and Com Svcs	(429,034)	-	-	-	-	-
<b>Total Other Funds</b>	<b>\$67,821,241</b>	<b>\$3,485,846</b>	<b>\$5,002,772</b>	<b>\$4,740,643</b>	-	-
<b>Federal Funds</b>						
Federal Funds	1,156,901	1,047,391	1,047,391	1,490,080	-	-
<b>Total Federal Funds</b>	<b>\$1,156,901</b>	<b>\$1,047,391</b>	<b>\$1,047,391</b>	<b>\$1,490,080</b>	-	-
<b>Nonlimited Other Funds</b>						
Transfer In - Intrafund	474,483	-	-	-	-	-
Transfer Out - Intrafund	(474,483)	-	-	-	-	-
<b>Total Nonlimited Other Funds</b>	-	-	-	-	-	-

\_\_\_\_ Agency Request  
2013-15 Biennium

\_\_\_\_ Governor's Recommended  
Page \_\_\_\_\_

\_\_\_\_ Legislatively Adopted  
Detail of LF, OF, and FF Revenues - BPR012

# REVENUES

## DETAIL OF LOTTERY FUNDS, OTHER FUNDS, AND FEDERAL FUNDS REVENUE

<i>Source</i>	2009-11 Actuals	2011-13 Leg Adopted Budget	2011-13 Leg Approved Budget	2013-15 Agency Request Budget	2013-15 Governor's Rec. Budget	2013-15 Leg Adopted Budget
<b>Other Funds</b>						
Business Lic and Fees	-	-	-	80,000	-	-
Charges for Services	-	78,658	78,658	-	-	-
Donations	-	486,400	486,400	500,610	-	-
<b>Total Other Funds</b>	-	<b>\$565,058</b>	<b>\$565,058</b>	<b>\$580,610</b>	-	-

\_\_\_\_ Agency Request  
2013-15 Biennium

\_\_\_\_ Governor's Recommended  
Page \_\_\_\_\_

\_\_\_\_ Legislatively Adopted  
Detail of LF, OF, and FF Revenues - BPR012

# REVENUES

## DETAIL OF LOTTERY FUNDS, OTHER FUNDS, AND FEDERAL FUNDS REVENUE

Judicial Dept					Agency Number: 19800	
2013-15 Biennium					Cross Reference Number: 19800-220-00-00-00000	
Source	2009-11 Actuals	2011-13 Leg Adopted Budget	2011-13 Leg Approved Budget	2013-15 Agency Request Budget	2013-15 Governor's Rec. Budget	2013-15 Leg Adopted Budget
<b>Other Funds</b>						
Transfer In Other	-	-	77,860	-	-	-
<b>Total Other Funds</b>	-	-	<b>\$77,860</b>	-	-	-

\_\_\_\_ Agency Request  
2013-15 Biennium

\_\_\_\_ Governor's Recommended  
Page \_\_\_\_\_

\_\_\_\_ Legislatively Adopted  
Detail of LF, OF, and FF Revenues - BPR012

# REVENUES

## DETAIL OF LOTTERY FUNDS, OTHER FUNDS, AND FEDERAL FUNDS REVENUE

Judicial Dept 2013-15 Biennium	Agency Number: 19800 Cross Reference Number: 19800-400-00-00-00000					
Source	2009-11 Actuals	2011-13 Leg Adopted Budget	2011-13 Leg Approved Budget	2013-15 Agency Request Budget	2013-15 Governor's Rec. Budget	2013-15 Leg Adopted Budget
<b>Other Funds</b>						
State Court Fees	2,096,896	-	-	-	-	-
Interest Income	40,205	-	-	-	-	-
Transfer In - Intrafund	1,614,409	-	-	-	-	-
Transfer In Other	-	-	3,781,702	-	-	-
Tsfr From Revenue, Dept of	-	9,843,214	9,843,214	13,124,285	-	-
Transfer to General Fund	-	-	(6,552,125)	-	-	-
<b>Total Other Funds</b>	<b>\$3,751,510</b>	<b>\$9,843,214</b>	<b>\$7,072,791</b>	<b>\$13,124,285</b>	-	-

\_\_\_\_ Agency Request  
2013-15 Biennium

\_\_\_\_ Governor's Recommended  
Page \_\_\_\_\_

\_\_\_\_ Legislatively Adopted  
Detail of LF, OF, and FF Revenues - BPR012

# REVENUES

## DETAIL OF LOTTERY FUNDS, OTHER FUNDS, AND FEDERAL FUNDS REVENUE

<i>Source</i>	2009-11 Actuals	2011-13 Leg Adopted Budget	2011-13 Leg Approved Budget	2013-15 Agency Request Budget	2013-15 Governor's Rec. Budget	2013-15 Leg Adopted Budget
<b>Other Funds</b>						
General Fund Obligation Bonds	-	6,000,000	21,700,000	24,324,682	-	-
Cert of Participation	12,925,000	-	-	-	-	-
<b>Total Other Funds</b>	<b>\$12,925,000</b>	<b>\$6,000,000</b>	<b>\$21,700,000</b>	<b>\$24,324,682</b>	-	-

\_\_\_\_ Agency Request  
2013-15 Biennium

\_\_\_\_ Governor's Recommended  
Page \_\_\_\_\_

\_\_\_\_ Legislatively Adopted  
Detail of LF, OF, and FF Revenues - BPR012

# REVENUES

**BPR011 – Agencywide Revenues and Disbursements Summary**

*Judicial Dept*

**Agency Number: 19800**

Agencywide Revenues and Disbursements Summary  
2013-15 Biennium

Version: V-01-Agency Request Budget

Description	2009-11 Actuals	2011-13 Leg Adopted Budget	2011-13 Leg Approved Budget	2013-15 Agency Request Budget	2013-15 Governor's Rec. Budget	2013-15 Leg Adopted Budget
<b>BEGINNING BALANCE</b>						
<b>0025 Beginning Balance</b>						
Other Funds	18,848,057	42,017,588	42,017,588	6,719,737	-	-
Federal Funds	-	188,228	188,228	385,006	-	-
All Funds	18,848,057	42,205,816	42,205,816	7,104,743	-	-
<b>0030 Beginning Balance Adjustment</b>						
Other Funds	-	(25,319,140)	(25,319,140)	(1,770,048)	-	-
Federal Funds	-	-	-	(385,006)	-	-
All Funds	-	(25,319,140)	(25,319,140)	(2,155,054)	-	-
<b>TOTAL BEGINNING BALANCE</b>						
Other Funds	18,848,057	16,698,448	16,698,448	4,949,689	-	-
Federal Funds	-	188,228	188,228	-	-	-
<b>TOTAL BEGINNING BALANCE</b>	<b>\$18,848,057</b>	<b>\$16,886,676</b>	<b>\$16,886,676</b>	<b>\$4,949,689</b>	-	-

**REVENUE CATEGORIES**

**GENERAL FUND APPROPRIATION**

**0050 General Fund Appropriation**

General Fund	284,351,512	359,234,028	366,868,202	446,502,479	-	-
--------------	-------------	-------------	-------------	-------------	---	---

**LICENSES AND FEES**

**0205 Business Lic and Fees**

Other Funds	94,955	61,567	61,567	80,000	-	-
-------------	--------	--------	--------	--------	---	---

**0210 Non-business Lic. and Fees**

\_\_\_\_ Agency Request  
2013-15 Biennium

\_\_\_\_ Governor's Recommended  
Page \_\_\_\_\_

\_\_\_\_ Legislatively Adopted  
Agencywide Revenues and Disbursements Summary - BPR011

# REVENUES

**Judicial Dept**

**Agency Number: 19800**

**Agencywide Revenues and Disbursements Summary  
2013-15 Biennium**

Version: V-01-Agency Request Budget

Description	2009-11 Actuals	2011-13 Leg Adopted Budget	2011-13 Leg Approved Budget	2013-15 Agency Request Budget	2013-15 Governor's Rec. Budget	2013-15 Leg Adopted Budget
Other Funds	64,549,804	-	-	-	-	-
<b>0227 State Court Fees</b>						
Other Funds	95,211,950	94,578,700	94,578,700	123,807,577	-	-
<b>TOTAL LICENSES AND FEES</b>						
Other Funds	159,856,709	94,640,267	94,640,267	123,887,577	-	-
<b>FEDERAL FUNDS AS OTHER FUNDS</b>						
<b>0355 Federal Revenues</b>						
Other Funds	371,015	-	-	-	-	-
<b>CHARGES FOR SERVICES</b>						
<b>0410 Charges for Services</b>						
Other Funds	4,168,636	3,451,771	3,451,771	3,617,022	-	-
<b>FINES, RENTS AND ROYALTIES</b>						
<b>0505 Fines and Forfeitures</b>						
Other Funds	106,992,836	178,344,501	178,344,501	122,982,566	-	-
<b>BOND SALES</b>						
<b>0555 General Fund Obligation Bonds</b>						
Other Funds	5,420,000	6,100,000	22,026,592	52,268,294	-	-
<b>0580 Cert of Participation</b>						
Other Funds	12,925,000	-	-	-	-	-
<b>TOTAL BOND SALES</b>						
Other Funds	18,345,000	6,100,000	22,026,592	52,268,294	-	-

\_\_\_\_ Agency Request  
2013-15 Biennium

\_\_\_\_ Governor's Recommended  
Page \_\_\_\_\_

\_\_\_\_ Legislatively Adopted  
Agencywide Revenues and Disbursements Summary - BPR011



# REVENUES

**Judicial Dept**

**Agency Number: 19800**

**Agencywide Revenues and Disbursements Summary  
2013-15 Biennium**

Version: V-01-Agency Request Budget

Description	2009-11 Actuals	2011-13 Leg Adopted Budget	2011-13 Leg Approved Budget	2013-15 Agency Request Budget	2013-15 Governor's Rec. Budget	2013-15 Leg Adopted Budget
<b>INTEREST EARNINGS</b>						
<b>0605 Interest Income</b>						
Other Funds	174,966	-	-	-	-	-
<b>SALES INCOME</b>						
<b>0705 Sales Income</b>						
Other Funds	1,072,628	1,026,000	1,026,000	650,000	-	-
<b>DONATIONS AND CONTRIBUTIONS</b>						
<b>0905 Donations</b>						
Other Funds	1,627,006	486,400	486,400	500,610	-	-
<b>0910 Grants (Non-Fed)</b>						
Other Funds	-	281,084	281,084	1,247,546	-	-
<b>TOTAL DONATIONS AND CONTRIBUTIONS</b>						
Other Funds	1,627,006	767,484	767,484	1,748,156	-	-
<b>OTHER</b>						
<b>0975 Other Revenues</b>						
Other Funds	8,460,963	-	2,480,124	-	-	-
<b>FEDERAL FUNDS REVENUE</b>						
<b>0995 Federal Funds</b>						
Federal Funds	1,156,901	1,047,391	1,047,391	1,490,080	-	-
<b>TRANSFERS IN</b>						
<b>1010 Transfer In - Intrafund</b>						

\_\_\_\_ Agency Request  
2013-15 Biennium

\_\_\_\_ Governor's Recommended  
Page \_\_\_\_\_

\_\_\_\_ Legislatively Adopted  
Agencywide Revenues and Disbursements Summary - BPR011

# REVENUES

**Judicial Dept**

**Agency Number: 19800**

**Agencywide Revenues and Disbursements Summary  
2013-15 Biennium**

Version: V-01-Agency Request Budget

Description	2009-11 Actuals	2011-13 Leg Adopted Budget	2011-13 Leg Approved Budget	2013-15 Agency Request Budget	2013-15 Governor's Rec. Budget	2013-15 Leg Adopted Budget
Other Funds	25,942,813	4,713,436	4,713,436	11,900,000	-	-
<b>1050 Transfer In Other</b>						
Other Funds	-	-	3,859,562	-	-	-
<b>1100 Tsfr From Human Svcs, Dept of</b>						
Other Funds	1,891,950	1,440,643	1,440,643	1,440,643	-	-
<b>1107 Tsfr From Administrative Svcs</b>						
Other Funds	2,064,900	2,343,470	2,343,470	2,392,804	-	-
<b>1137 Tsfr From Justice, Dept of</b>						
Other Funds	291,435	361,472	361,472	-	-	-
<b>1150 Tsfr From Revenue, Dept of</b>						
Other Funds	21,699,459	9,843,214	9,843,214	13,124,285	-	-
<b>1213 Tsfr From Criminal Justice Comm</b>						
Other Funds	19,353	-	-	-	-	-
<b>1257 Tsfr From Police, Dept of State</b>						
Other Funds	59,973	-	-	-	-	-
<b>1404 Tsfr From Public Def Svcs Comm</b>						
Other Funds	2,201,692	2,696,475	3,933,975	2,722,500	-	-
<b>1730 Tsfr From Transportation, Dept</b>						
Other Funds	-	175,260	175,260	-	-	-
<b>TOTAL TRANSFERS IN</b>						
Other Funds	54,171,575	21,573,970	26,671,032	31,580,232	-	-

\_\_\_\_ Agency Request  
2013-15 Biennium

\_\_\_\_ Governor's Recommended  
Page \_\_\_\_\_

\_\_\_\_ Legislatively Adopted  
Agencywide Revenues and Disbursements Summary - BPR011

# REVENUES

**Judicial Dept**

**Agency Number: 19800**

**Agencywide Revenues and Disbursements Summary  
2013-15 Biennium**

Version: V-01-Agency Request Budget

Description	2009-11 Actuals	2011-13 Leg Adopted Budget	2011-13 Leg Approved Budget	2013-15 Agency Request Budget	2013-15 Governor's Rec. Budget	2013-15 Leg Adopted Budget
<b>TOTAL REVENUES</b>						
General Fund	284,351,512	359,234,028	366,868,202	446,502,479	-	-
Other Funds	355,241,334	305,903,993	329,407,771	336,733,847	-	-
Federal Funds	1,156,901	1,047,391	1,047,391	1,490,080	-	-
<b>TOTAL REVENUES</b>	<b>\$640,749,747</b>	<b>\$666,185,412</b>	<b>\$697,323,364</b>	<b>\$784,726,406</b>	-	-
<b>TRANSFERS OUT</b>						
<b>2010 Transfer Out - Intrafund</b>						
Other Funds	(25,942,813)	(4,713,436)	(4,713,436)	(11,900,000)	-	-
<b>2050 Transfer to Other</b>						
Other Funds	-	(29,565,019)	(29,565,019)	-	-	-
<b>2060 Transfer to General Fund</b>						
Other Funds	(50,481,181)	(118,795,773)	(125,347,898)	(118,240,505)	-	-
<b>2070 Transfer to Cities</b>						
Other Funds	(21,195,993)	(21,493,685)	(21,493,685)	(24,232,678)	-	-
<b>2080 Transfer to Counties</b>						
Other Funds	(30,623,787)	(6,825,730)	(6,825,730)	(7,618,649)	-	-
<b>2100 Tsfr To Human Svcs, Dept of</b>						
Other Funds	(19,724)	-	-	-	-	-
<b>2107 Tsfr To Administrative Svcs</b>						
Other Funds	-	-	-	(601,082)	-	-
<b>2150 Tsfr To Revenue, Dept of</b>						

\_\_\_\_ Agency Request  
2013-15 Biennium

\_\_\_\_ Governor's Recommended  
Page \_\_\_\_\_

\_\_\_\_ Legislatively Adopted  
Agencywide Revenues and Disbursements Summary - BPR011

# REVENUES

**Judicial Dept**

**Agency Number: 19800**

**Agencywide Revenues and Disbursements Summary  
2013-15 Biennium**

Version: V-01-Agency Request Budget

Description	2009-11 Actuals	2011-13 Leg Adopted Budget	2011-13 Leg Approved Budget	2013-15 Agency Request Budget	2013-15 Governor's Rec. Budget	2013-15 Leg Adopted Budget
Other Funds	(119,287,109)	(90,591,498)	(90,591,498)	(91,422,437)	-	-
<b>2257 Tsfr To Police, Dept of State</b>						
Other Funds	(239,892)	(109,990)	(109,990)	-	-	-
<b>2404 Tsfr To Public Def Svcs Comm</b>						
Other Funds	(3,628,689)	(3,554,291)	(3,554,291)	(4,433,018)	-	-
<b>2443 Tsfr To Oregon Health Authority</b>						
Other Funds	(1,236,829)	(1,190,105)	(1,190,105)	-	-	-
<b>2580 Tsfr To OR University System</b>						
Other Funds	(332,140)	-	-	-	-	-
<b>2603 Tsfr To Agriculture, Dept of</b>						
Other Funds	(150,000)	(150,000)	(150,000)	-	-	-
<b>2914 Tsfr To Housing and Com Svcs</b>						
Other Funds	(429,034)	-	-	-	-	-
<b>TOTAL TRANSFERS OUT</b>						
Other Funds	(253,567,191)	(276,989,527)	(283,541,652)	(258,448,369)	-	-
<b>AVAILABLE REVENUES</b>						
General Fund	284,351,512	359,234,028	366,868,202	446,502,479	-	-
Other Funds	120,522,200	45,612,914	62,564,567	83,235,167	-	-
Federal Funds	1,156,901	1,235,619	1,235,619	1,490,080	-	-
<b>TOTAL AVAILABLE REVENUES</b>	<b>\$406,030,613</b>	<b>\$406,082,561</b>	<b>\$430,668,388</b>	<b>\$531,227,726</b>	-	-

**EXPENDITURES**

\_\_\_\_ Agency Request  
2013-15 Biennium

\_\_\_\_ Governor's Recommended  
Page \_\_\_\_\_

\_\_\_\_ Legislatively Adopted  
Agencywide Revenues and Disbursements Summary - BPR011

# REVENUES

**Judicial Dept**

**Agency Number: 19800**

**Agencywide Revenues and Disbursements Summary  
2013-15 Biennium**

Version: V-01-Agency Request Budget

<i>Description</i>	<i>2009-11 Actuals</i>	<i>2011-13 Leg Adopted Budget</i>	<i>2011-13 Leg Approved Budget</i>	<i>2013-15 Agency Request Budget</i>	<i>2013-15 Governor's Rec. Budget</i>	<i>2013-15 Leg Adopted Budget</i>
General Fund	284,107,992	359,234,028	366,868,202	446,502,479	-	-
Other Funds	80,904,659	24,966,976	55,844,830	79,820,276	-	-
Federal Funds	1,099,450	850,613	850,613	892,384	-	-
<b>TOTAL EXPENDITURES</b>	<b>\$366,112,101</b>	<b>\$385,051,617</b>	<b>\$423,563,645</b>	<b>\$527,215,139</b>	-	-
<b>REVERSIONS</b>						
<b>9900 Reversions</b>						
General Fund	(243,520)	-	-	-	-	-
<b>ENDING BALANCE</b>						
Other Funds	39,617,541	20,645,938	6,719,737	3,414,891	-	-
Federal Funds	57,451	385,006	385,006	597,696	-	-
<b>TOTAL ENDING BALANCE</b>	<b>\$39,674,992</b>	<b>\$21,030,944</b>	<b>\$7,104,743</b>	<b>\$4,012,587</b>	-	-

\_\_\_\_ Agency Request  
2013-15 Biennium

\_\_\_\_ Governor's Recommended  
Page \_\_\_\_\_

\_\_\_\_ Legislatively Adopted  
Agencywide Revenues and Disbursements Summary - BPR011

# REVENUES

---

*[This page intentionally left blank.]*

# CAPITAL BUDGETING

---

## Capital Budgeting

### Capital Needs: Supreme Court Building

The Supreme Court Building is the oldest building located on the State Capital Mall. Built in 1914, the 65,000 square foot building houses the Supreme Court offices and courtroom and the State of Oregon Law Library. While regular maintenance is performed on the building, and some larger remediation projects have been performed (roof replacement in 2010), no major remodel has taken place concerning the building or its infrastructure. Since the building is approaching 100 years old, many of the internal systems (HVAC, lighting, elevator, power, etc.) are reaching the end of their useful life. The building has not been seismically retrofitted, as other state-owned facilities on the Capital Mall have been. Additionally, serious safety concerns have arisen pertaining to the exterior façade and windows. Due to water penetration from a variety of sources, including dry-rotted windows and frames, the present terracotta exterior is delaminating from the building, creating a grave safety issue. During the 2011-13 biennium, the Legislature permitted some limited maintenance expenditures out of Other Funds to mitigate some of the worst safety issues. In 2012, temporary safety netting was installed to provide some short-term relief for some of the worst areas of the building, until a more permanent solution to the exterior façade issues can be put into effect.

With the serious exterior issues, concerns around seismic stability, and the age of many of the systems in the building, OJD is seeking Capital Construction funding to perform a major renovation of the existing structure to remedy the existing problems. The request for funds to finance the reconstruction is contained in Policy Option Package No. 216. This Policy Option Package also has a companion package through the Facilities Group of the Department of Administrative Services – DAS Policy Option Package No. 116.

# CAPITAL BUDGETING

With the extensive renovation needs of the Supreme Court Building, the proposed Policy Option Package will need to finance relocation costs, outside rent, and project management, along with the structural upgrades and replacements. The following table outlines proposed project costs by area.

<b>Building &amp; Infrastructure</b>	<b>\$ 18,055,000</b>	<b>Exterior</b>	<b>\$ 3,500,000</b>	<b>Design</b>	<b>\$ 350,000</b>
Seismic Upgrades	\$ 2,600,000	Terracotta Façade and Sealing	\$ 2,200,000	<b>Project Administration</b>	<b>\$ 601,082</b>
Structure Build Outs	\$ 1,600,000	Window Replacement/Repair	\$ 1,300,000	<b>Legal/Permits</b>	<b>\$ 240,000</b>
Elevator Upgrades	\$ 2,100,000	<b>Land Improvements</b>	<b>\$ 200,000</b>	<b>Relocation/Rent</b>	<b>\$ 545,550</b>
Heating and Ventilation	\$ 3,480,000	Parking/Pedestrian	\$ 200,000		
Air Conditioning	\$ 1,500,000	<b>Fixtures/Equipment/Furniture</b>	<b>\$ 1,550,000</b>		
Plumbing and Restrooms	\$ 1,250,000	Acoustics	\$ 300,000	<b>Contingency</b>	<b>\$ 2,371,661</b>
Fire and Security	\$ 870,000	Courtrooms	\$ 95,000		
Power	\$ 1,550,000	Chambers	\$ 450,000		
Lighting	\$ 1,375,000	Security	\$ 150,000		
IT Systems and Sound	\$ 330,000	Furniture	\$ 480,000		
Accessibility	\$ 1,400,000	Public Service	\$ 75,000	<b>PROJECT BUDGET</b>	<b>\$ 27,413,293</b>

## Critical Exterior Needs for 2013-15 Biennium

The most critical needs for the 2013-15 biennium, if the full renovation cannot be funded at this time, are the exterior façade of the building and existing windows. While temporary mitigation has been done in some areas, the façade of the building and dry-rotted window frames continue to allow for water penetration, contributing to the overall deterioration in the structure of the building. Over time, some portions of the exterior could break away from the building, creating a serious life/safety situation outside the building. Exterior work could be performed on the building during the 2013-15 biennium and would not be impacted by or need to be redone in a future project. The proposed reduced-scope project for exterior of the Supreme Court Building only is estimated to cost \$4.4 million. A targeted exterior project would stabilize and seal the terracotta façade and replace, paint, and seal exterior windows.



# CAPITAL BUDGETING

---

## ***Policy Option Package: 216 – Supreme Court Building Preservation***

**Companion Package:** Yes – Department of Administrative Services Package No. 116 – Supreme Court Building Renovation

### **Purpose**

Opened in 1914, the Supreme Court Building is the oldest building on the Capital Mall. While regular preventative maintenance has been performed, the building has never undergone a major renovation and much of the infrastructure requires major upgrades or replacement. During the 2011-13 biennium, major issues were identified involving the exterior façade of the building, requiring emergency repairs and patching, including the installation of temporary safety netting to prevent pieces of the exterior from breaking loose and falling. Additionally, the facility has not been seismically retrofitted for employee and public safety. This package is intended to finance a major renovation of the Supreme Court Building, including exterior, interior, seismic retrofit, HVAC/power/lighting system replacement, temporary space and moving expenses, and Department of Administrative Services project management. The project is expected to extend into the 2015-17 biennium.

Alternatively, due to major safety issues with the exterior of the building, water penetration through the façade, and dry-rot in wooden-framed windows, an alternative project to handle the critical exterior issues could be performed for an overall project cost of \$4.4 million. This project would fund terracotta exterior repair and sealing, window repair, and project management. The work performed on the exterior could be done without impacting future work and would be eliminated from future project costs.

### **How Achieved**

Provides Capital Construction funding for major renovation and systems replacement for the Supreme Court Building. This package would also fund moving expenses, temporary housing expenses for court activities, and Department of Administrative Services project management.

### **Staffing Impact**

None.

### **Revenue Source**

\$ 26,812,211 – General Obligation Bonds

# CAPITAL BUDGETING

---

*[This page intentionally left blank.]*

# CAPITAL BUDGETING

***ORBITS and PICS Reports***

**BPR013 – ORBITS Essential and Policy Package Fiscal Impact Summary**

**ESSENTIAL AND POLICY PACKAGE FISCAL IMPACT SUMMARY**

Judicial Dept Cross Reference Name: Capital Construction  
 Pkg: 216 - Supreme Court Building Preservation Cross Reference Number: 19800-089-00-00-00000

<i>Description</i>	General Fund	Lottery Funds	Other Funds	Federal Funds	Nonlimited Other Funds	Nonlimited Federal Funds	All Funds
<b>Revenues</b>							
General Fund Obligation Bonds	-	-	27,413,293	-	-	-	27,413,293
<b>Total Revenues</b>	-	-	<b>\$27,413,293</b>	-	-	-	<b>\$27,413,293</b>
<b>Transfers Out</b>							
Tsfr To Administrative Svcs	-	-	(601,082)	-	-	-	(601,082)
<b>Total Transfers Out</b>	-	-	<b>(\$601,082)</b>	-	-	-	<b>(\$601,082)</b>
<b>Capital Outlay</b>							
Technical Equipment	-	-	489,347	-	-	-	489,347
Land and Improvements	-	-	206,259	-	-	-	206,259
Building Structures	-	-	12,887,528	-	-	-	12,887,528
Equipment - Part of Building	-	-	6,909,640	-	-	-	6,909,640
Professional Services	-	-	2,724,217	-	-	-	2,724,217
Contingencies	-	-	2,409,429	-	-	-	2,409,429
Other Capital Outlay	-	-	1,185,791	-	-	-	1,185,791
<b>Total Capital Outlay</b>	-	-	<b>\$26,812,211</b>	-	-	-	<b>\$26,812,211</b>
<b>Total Expenditures</b>							
Total Expenditures	-	-	26,812,211	-	-	-	26,812,211
<b>Total Expenditures</b>	-	-	<b>\$26,812,211</b>	-	-	-	<b>\$26,812,211</b>

\_\_\_\_ Agency Request  
2013-15 Biennium

\_\_\_\_ Governor's Recommended  
Page \_\_\_\_\_

\_\_\_\_ Legislatively Adopted  
Essential and Policy Package Fiscal Impact Summary - BPR013

# CAPITAL BUDGETING

## ESSENTIAL AND POLICY PACKAGE FISCAL IMPACT SUMMARY

Judicial Dept  
 Pkg: 216 - Supreme Court Building Preservation

Cross Reference Name: Capital Construction  
 Cross Reference Number: 19800-089-00-00-00000

<i>Description</i>	General Fund	Lottery Funds	Other Funds	Federal Funds	Nonlimited Other Funds	Nonlimited Federal Funds	All Funds
<b>Ending Balance</b>							
Ending Balance	-	-	-	-	-	-	-
<b>Total Ending Balance</b>	-	-	-	-	-	-	-

\_\_\_\_ Agency Request  
 2013-15 Biennium

\_\_\_\_ Governor's Recommended  
 Page \_\_\_\_\_

\_\_\_\_ Legislatively Adopted  
 Essential and Policy Package Fiscal Impact Summary - BPR013

# CAPITAL BUDGETING

**BPR012 – ORBITS Detail of Lottery Funds, Other Funds, and Federal Funds Revenue**

*DETAIL OF LOTTERY FUNDS, OTHER FUNDS, AND FEDERAL FUNDS REVENUE*

Judicial Dept				Agency Number: 19800		
2013-15 Biennium				Cross Reference Number: 19800-089-00-00-00000		
Source	2009-11 Actuals	2011-13 Leg Adopted Budget	2011-13 Leg Approved Budget	2013-15 Agency Request Budget	2013-15 Governor's Rec. Budget	2013-15 Leg Adopted Budget
<b>Other Funds</b>						
General Fund Obligation Bonds	-	-	-	27,413,293	-	-
Tsfr To Administrative Svcs	-	-	-	(601,082)	-	-
<b>Total Other Funds</b>	-	-	-	<b>\$26,812,211</b>	-	-

\_\_\_\_ Agency Request  
2013-15 Biennium

\_\_\_\_ Governor's Recommended  
Page \_\_\_\_\_

\_\_\_\_ Legislatively Adopted  
Detail of LF, OF, and FF Revenues - BPR012

# CAPITAL BUDGETING

**BPR007A – ORBITS Program Unit Appropriated Fund Group and Category Summary**

*Judicial Dept*

*Agency Number: 19800*

Program Unit Appropriated Fund Group and Category Summary  
 2013-15 Biennium  
 Capital Construction

Version: V - 01 - Agency Request Budget  
 Cross Reference Number: 19800-089-00-00-00000

Description	2009-11 Actuals	2011-13 Leg Adopted Budget	2011-13 Leg Approved Budget	2013-15 Agency Request Budget	2013-15 Governor's Rec. Budget	2013-15 Leg Adopted Budget
-------------	-----------------	----------------------------------	-----------------------------------	--	--------------------------------------	----------------------------------

**CAPITAL CONSTRUCTION (Policy Packages)**

**PRIORITY 0**

**216 SUPREME COURT BUILDING PRESERVATION**

**CAPITAL OUTLAY**

Other Funds

-                      -                      -                      26,812,211                      -                      -

**TOTAL CAPITAL CONSTRUCTION (Policy Packages)**

Other Funds

-                      -                      -                      26,812,211                      -                      -

**TOTAL CAPITAL CONSTRUCTION (Including Packag**

Other Funds

-                      -                      -                      26,812,211                      -                      -

**TOTAL BUDGET**

Other Funds

-                      -                      -                      26,812,211                      -                      -

\_\_\_\_ Agency Request  
 2013-15 Biennium

\_\_\_\_ Governor's Recommended  
 Page \_\_\_\_\_

\_\_\_\_ Legislatively Adopted  
 Program Unit Appropriated Fund and Category Summary- BPR007A