


CERTIFICATION

I hereby Certify that the accompanying summary and detailed statements are true and correct to the best of my knowledge and belief, and that the accuracy of all numerical information has been verified.

Oregon Business Development Department
Agency Name

775 Summer Street NE, Salem OR 97301
Agency Address


Signature

Director
Title

Notice: Request of those agencies headed by a board of commission must be approved by those bodies of official action and signed by the board of commission chairperson. The request of other agencies must be approved and signed by the agency director or administrator.

ORBITS Budget Narrative

Oregon Business Development Department Table of Contents

Legislative Action	1
Agency Summary	125
Key Performance Measures	173
Sustainability.....	223
Summary of 2013-15 Budget	231
Program Prioritization.....	261
Reduction Options	269
Organization Charts	281
Revenues	291
Program Unit Summaries	307
Shared Services	307
BITD	341
IFA	419
Film and Video	475
Arts.....	483
Legislatively Directed Appropriations.....	507
Lottery Bond Debt Service	511
Connecting Or. Communities	519
Capital Budgeting	521
Special Reports:	
Audit Response Report	525
Affirmative Action.....	526
House Bill 4131 Report	533

**76th OREGON LEGISLATIVE ASSEMBLY – 2011 Regular Session
BUDGET REPORT AND MEASURE SUMMARY**

MEASURE: SB 5528-A

JOINT COMMITTEE ON WAYS AND MEANS

**Carrier – House: Rep. Huffman
Carrier – Senate: Sen. Nelson**

Action: Do Pass as Amended and as Printed A-Engrossed

Vote: 21 – 3 – 1

House – Yeas: Beyer, Buckley, Cowan, Freeman, Garrard, Komp, Kotek, McLane, Nathanson, Richardson, G. Smith, Whisnant
– Nays: Thatcher
– Exc: Nolan

Senate – Yeas: Bates, Devlin, Edwards, Johnson, Monroe, Nelson, Thomsen, Verger, Winters
– Nays: Girod, Whitsett
– Exc:

Prepared By: Tamara Brickman, Department of Administrative Services

Reviewed By: Steve Bender, Legislative Fiscal Office

Meeting Date: June 8, 2011

Agency
Oregon Business Development Department

Budget Page
E-3

LFO Analysis Page
111

Biennium
2011-13

Budget Summary*

	2009-11	2011-13	2011-13	2011-13	Committee Change from	
	Legislatively Approved Budget (1)	Current Service Level	Governor's Budget	Committee Recommendation	2009-11 Leg Approved \$ Change	% Change
General Fund	\$ 8,926,280	\$ 4,871,796	\$ 4,010,484	\$ 3,852,524	\$ (5,073,756)	-56.8%
Lottery Funds Ltd	40,459,152	32,628,612	69,774,460	55,791,408	15,332,256	+37.9%
Lottery Funds Debt Svc Ltd	70,756,731	90,058,388	90,058,388	86,906,344	16,149,613	+22.8%
Other Funds Non-Ltd	197,420,069	186,559,609	227,128,441	186,559,609	(10,860,460)	-5.5%
Other Funds Debt Svc Non-Ltd	45,564,202	40,742,579	40,742,579	40,742,579	(4,821,623)	-10.6%
Other Funds Ltd	31,604,889	23,846,122	23,646,212	23,462,924	(8,141,965)	-25.8%
Other Funds Debt Svc Ltd	1,816,902	1,797,848	1,797,848	1,797,848	(19,054)	-1.0%
Federal Funds Ltd	41,581,438	29,710,826	32,781,618	50,172,815	8,591,377	+20.7%
	\$ 438,129,663	\$ 410,215,780	\$ 489,940,030	\$ 449,286,051	\$ 11,156,388	\$ +2.5%

Position Summary

Authorized Positions	129	126	130	129	0
Full-time Equivalent (FTE) Positions	127.26	125.50	128.50	128.62	+1.36

(1) Includes adjustments through March 2011.

* Excludes Capital Construction expenditures

Summary of Revenue Changes

The Oregon Business Development Department (OBDD) is funded through a variety of revenue streams, with direct Lottery Funds and Lottery Bond Funds (Other Funds Nonlimited) becoming increasingly important in recent biennia. The department receives Other Funds (Limited and Nonlimited) revenue from loan repayments and interest earnings, investment income, bond proceeds, application fees, service fees, grants and donations, publication sales, and from reimbursement for partnerships and agreements with other state and private entities. Other Funds are expended using both Limited and Nonlimited expenditure authority. Typically, Nonlimited expenditure authority is used for bond related and revolving loan fund expenditures.

The Community Development Block Grant is the largest source of Federal Funds the department receives on a regular basis. Other federal grant revenues are received from other specific grant sources. The department typically receives other small grants throughout the biennium. Federal Safe Drinking Water Act funds come to the department through an interagency agreement with the Department of Human Services, and are expended as Nonlimited Other Funds.

Excluding Nonlimited Other Funds, Lottery Funds provide the major revenue source for the department's programs. Lottery Funds provide the bulk of funding for the Shared Services, and the Business, Innovation, Trade program units, and are the funding source for the Special Payments to the semi-independent Oregon Film and Video Office. Lottery Funds are also spent on Debt Service payments on Lottery revenue bonds, which in turn are a source of Other Funds Nonlimited revenues. More than 60 percent of the agency's Lottery Funds expenditures are to pay debt service costs on Lottery Bonds issued to support the department's programs and other economic development initiatives. The amount in the budget covers debt service on previously issued Lottery Bonds.

The Arts Commission receives General Fund in addition to Other Funds (largely from private grants) and Federal Funds from the National Endowment for the Arts. Funding for the Cultural Trust comes largely from private contributions received with respect to a related personal income tax credit. Additional funding is also available from the sale of the Cultural Trust license plates to Oregon vehicle owners.

The department may receive federal grants from the United States Small Business Administration for a State Trade and Export Promotion Grant (STEP) program; the United States Department of the Treasury for the State Small Business Credit Initiative (SSBCI); and the United States Department of Energy for a Clean Cities Community Readiness and Planning for Plug-in Electric Vehicles and Charging Infrastructure grant. The department will receive Oregon's non-entitlement share of the Community Development Block Grant from the United States Department of Housing and Urban Development.

Summary of Transportation and Economic Development Subcommittee Action

The Oregon Business Development Department is the state agency charged with maintaining and promoting the economic development policy of the state. The Department's mission is to enable the creation, retention, expansion and attraction of business to provide sustainable, living-wage jobs for Oregonians through public-private partnerships, leveraged funding and support of economic opportunities for Oregon companies and entrepreneurs. OBDD delivers services through the Business, Innovation, and Trade and Infrastructure Finance Authority program units. The Oregon Business Development Commission exists in an advisory capacity for the entire agency. The Commission consists of nine members appointed by the Governor and two ex-officio legislative members.

In 2009, an independent Infrastructure Finance Authority Board was established to assist the Department with oversight of the Infrastructure Finance Authority (IFA) and the state's infrastructure activities. The IFA Board consists of nine members: six appointed by the Governor; a representative from the State Treasurer's office; and two ex-officio legislative members. Recommendations by the Board are reviewed and discussed by the Commission at Commission meetings. The Department is functionally organized into two major divisions: Business, Innovation, and Trade and the Infrastructure Finance Authority. The Arts Commission is part of the agency and receives support from the central Shared Services program unit. The Oregon Film and Video Office is a program unit within the agency's budget, but for funds pass-through purposes only.

The Subcommittee approved a budget of \$449,286,051 total funds and 129 positions (128.62 full-time equivalent) for the department. This is an increase of \$11,156,388 total funds, or 2.5 percent higher than the 2009-11 Legislatively Approved Budget. The Subcommittee recommended that the \$142,697,752 Lottery Funds expenditure be expended as follows:

- \$55,791,408 for programs, and
- \$86,906,344 for debt service.

Lottery Fund allocations are not approved in Senate Bill 5528, but are included in the statewide Lottery Allocation Bill (House Bill 5035).

The recommended budget for this agency includes a reduction of General Fund and Lottery Funds for a supplemental ending balance. The reduction is intended to be applied against spending levels in the second year of the biennium and not to affect program delivery in the first year. To reinforce that intent, the agency's budget bill includes specific language allowing the agency to expend up to 54 percent of its total biennial General Fund appropriation and of its biennial Lottery Funds expenditure limitations in the first year of the biennium, with the exception of the Lottery Funds expenditure limitation for debt service. Because of the timing of debt service payments that need to be made, the agency may spend up to 63 percent of its total biennial Lottery Funds expenditure limitation for debt service in the first year of the biennium.

The amount of the reduction for the supplemental ending balance may be restored during the February 2012 session to the agency for the second year of the biennium depending on economic conditions. Therefore, the Co-Chairs of the Joint Committee on Ways and Means expect the agency director to closely monitor the quarterly revenue forecast and other economic indicators to gauge adequacy of funding in the second year and manage the budget accordingly.

Shared Services/Central Pool

The department's shared services functions include:

- The Director's Office, which consists of the department director, deputy director, and an executive assistant. The office is responsible for all activities in support of the Business Development Commission (an agency oversight commission), for supervision of agency operations, and for legislative activities.
- The Policy and Planning Division, which is responsible for the department's strategic planning efforts, internal/external communications, government relations, policy development, performance reporting, and information systems. This division exists to enable processes and implement technology to support the performance of the agency's programmatic service delivery.
- Fiscal and Budget Services, which is responsible for the department's budget development and administration, financial reporting, accounts receivable, accounts payable, employee payroll and agency contracts.

- Employee Services, which is responsible for employee recruitment, human resources, facility services and reception.

The Subcommittee approved the following packages:

- Package 086: Eliminate Inflation, reduces \$42,358 Lottery Funds and \$56,611 Other Funds by eliminating standard inflation in certain accounts that had been included in budget development.
- Package 087: Personal Services Adjustments, eliminates \$330,069 Lottery Funds and \$34,035 Other Funds for a 5.5 percent across-the-board reduction in Personal Services expenditures.
- Package 090: BAM Analyst Adjustments, makes as a technical correction to the Budget and Management analyst's adjustments for positions and FTE only.
- Package 107: I.T. Security/Enhancement, provides \$50,000 Other Funds for agency costs associated with information technology improvements.
- Package 801: Targeted Statewide Adjustments, reduces Lottery Funds by \$111,918 to reduce Services and Supplies 6.5 percent from the Governor's budget level.
- Package 802: Vacant Position Savings, eliminates one vacant Policy Analyst 4 position (\$210,939 Lottery Funds, one position, 1.00 full-time equivalent).
- Package 819: Supplemental Statewide Ending Balance, reduces Lottery Funds by \$247,455 as part of a supplemental statewide ending balance hold back adjustment. This adjustment reduces the Lottery Funds expenditure limitation by 3.5 percent.

Business, Innovation, Trade

The Business, Innovation, and Trade program includes the staff and funding sources used by the department to provide grants and loans to assist businesses in order to achieve the agency's economic development goals statewide, including job retention and job creation. The division works with new and existing Oregon businesses, and also works to recruit business to the state. The division also works with regional economic development organizations and local government economic development staff. The division has three programs which promote business growth, retention, and job creation. The programs are:

Business Development Services consisting of:

- The Governor's Strategic Reserve Fund - a forgivable loan program. The funds are used as a strategic investment focused on creating and retaining jobs for Oregon businesses. The terms are negotiated on a case-by-case basis. If a company fails to meet the terms it must repay the loan. This is referred to as a "claw back" provision.
- The Business Expansion and Retention Program is another forgivable loan program with a claw back provision. This program is available to traded-sector industry firms with at least 150 employees, which require the loan to establish at least 50 new full-time jobs with compensation that averages at least 150 percent of the county or state average, whichever is less. The maximum incentive payment to the firm is set at an amount calculated to equal the personal income tax liabilities that the newly-hired employees will incur from two years worth of compensation.
- The Brownfields Program combines state and federal funding to offer low-interest loans with flexible terms to private individuals, local governments and non-profits to determine the impact of brownfields in their community as well as complete evaluation and cleanup.
- The Industrial Site Certification Program certifies lands as "project ready," which means that the site can be developed within 180 days or less.
- The Lean and High Performance Manufacturing Services program is administered by the Oregon Manufacturing Partnership and assists companies to maintain or gain competitive advantage.

Global Strategies consisting of:

- The International Trade program works to maximize the state's international presence to better serve Oregon companies. International staff provide one-on-one business counseling, market research and entry strategies, and due diligence assistance to identify or evaluate international partners. The division also operates the Oregon Trade Promotion Program to assist Oregon companies to participate in international trade shows and trade missions.
- The Oregon Innovation Council (Oregon InC) is a public-private board, staffed by the department, that brings together leaders from private businesses and higher education to develop and drive the state's innovation strategy. Oregon InC develops and implements strategic (through funding) innovative research that leads to new companies built around new discoveries and increases access that start-up companies have to public and private funding.

Business Finance Services consisting of:

- Revolving loan funds for working capital and term loans, loan guarantees on bank loans, loans for startup businesses, and tax-exempt bond financing for manufacturers. The funds include the:
 - Oregon Business Development Fund (OBDF), which provides direct loans that leverage private capital and provide incentives for businesses to expand or locate in Oregon.
 - Oregon Capital Access Program (CAP), which provides a form of loan portfolio insurance so banks may make business loans that carry higher than conventional risks while complying with federal and state banking regulations.
 - Oregon Credit Enhancement Fund (CEF), which provides loan guarantees to banks in order to increase capital availability to small businesses.
 - Oregon Industrial Development Bonds (IDB), which are available to manufacturing projects, exempt facilities and non-profit organizations to help in job creation and access to capital primarily for value-added manufacturing.
 - Entrepreneurial Development Loan Fund (EDLF), which offers direct loans to help new businesses get established.
- Small Business Services works directly with the statewide network of Small Business Development Centers and the Small Business Advisory Council to provide services to Oregon's small businesses and individuals endeavoring to start a small business.
- The Office of Minority-Owned/Women-Owned/Emerging Small Business (OMWESB) program conducts evaluations and certifications of businesses for minority, women-owned, and emerging small businesses. The certification helps the businesses sell products or services to state and local governments.

The Subcommittee approved the following packages:

- Package 083: September 2010 E-Board, eliminates \$205,812 Other Funds and one position (1.00 full-time equivalent), continuing the decision approved by the Emergency Board to transfer the Housing Rehabilitation Program (funded through the Community Development Block Grant) from the Oregon Housing and Community Services Department to OBDD. This position was used to partially finance a position in the Infrastructure Finance Authority.
- Package 086: Eliminate Inflation, reduces \$126,760 Lottery Funds, \$230,966 Other Funds and \$18,480 Federal Funds by eliminating standard inflation in certain accounts that had been included in budget development.

- Package 087: Personal Services Adjustments, eliminates \$474,926 Lottery Funds and \$192,961 Other Funds for a 5.5 percent across-the-board reduction in Personal Services expenditures.
- Package 090: BAM Analyst Adjustments, provides \$200,000 Lottery Funds to increase support for Governor’s trade mission expenses. Approval of this package increases total Lottery Funds for Governor trade missions to \$400,000 prior to adjustments taken in Package 819.. The package was modified to also eliminate one position (1.00 full-time equivalent) as a technical correction to the BAM analyst’s adjustments.
- Package 101: Oregon InC, provides \$16 million Lottery Funds on a one-time basis for the following Oregon Innovation Council (Oregon InC) initiatives:
 - Oregon Nanoscience and Microtechnologies Institute (ONAMI) \$5.2 million
 - Oregon Translational Research and Drug Development Institute (OTRADI) \$2.8 million
 - Built Environment and Sustainable Technologies Center (BEST) \$3.8 million
 - Oregon Wave Energy Trust (OWET) \$2.5 million
 - Northwest Food Processors Innovation Productivity Center \$0.5 million
 - Drive Oregon \$1.2 million

The amounts identified above are prior to reductions taken in Package 819. The Committee also approved the following budget note relating to Oregon Innovation Council initiatives:

Budget Note:

The approved budget includes \$16 million of Lottery Funds to support six initiatives approved by the Oregon Innovation Council. The Committee understands that the Department will work with the Oregon Innovation Council to develop plans and timelines for these initiatives to achieve operational sustainability with decreased dependence on state funding. Ultimately, each initiative should mature to gain independence from state support. The Department shall report on these plans and timelines to the Joint Committee on Ways and Means during the 2012 Session of the Legislative Assembly. Further, it should be understood that initiatives that fail to show progress toward making Oregon industries more competitive and sustainable are not guaranteed funding in future biennia. The Committee supports the efforts of the Oregon Innovation Council to develop new initiatives for innovation-based economic development.

- Package 103: Business Development, provides \$759,840 Lottery Funds to increase support for two programs in the Business, Innovation and Trade program area. The two programs are the Small Business Development Center (SBDC) Network under Small Business Assistance Programs, and the Oregon Trade Promotion Program (OTPP). The additional funding increases total Lottery Funds for the SBDC Network to \$2,000,000 and for the OTPP to approximately \$400,000. Each of these total funding levels is prior to reductions taken in Package 819.

- Package 104: OMWESB Travel, adds \$17,000 Other Funds to the OMWESB program for travel associated with site visits made as a requirement of the Disadvantaged Business Enterprise (DBE) program.
- Package 503: Credit Enhancement Fund Investment, adds \$1,000,000 Lottery Funds for deposit to the Credit Enhancement Fund (CEF). The CEF holds moneys that are used, when needed, to pay off business loans that the Department has guaranteed and that have gone into default.
- Package 801: Targeted Statewide Adjustments, reduces Lottery Funds by \$192,967 to reduce Services and Supplies 6.5 percent from the Governor's budget level.
- Package 802: Vacant Position Savings, eliminates one vacant Administrative Specialist 1 position (\$25,757 Lottery Funds, one position, 0.38 full-time equivalent).
- Package 811: LFO Analyst Technical Adjustments, decreases Lottery Funds by \$182,627 and increases Other Funds by the same amount to reverse a fund shift in the Governor's budget to pay Personal Services costs associated with an Economist 2 position. The department determined that the fund shift was no longer needed and will fund the position with Other Funds.
- Package 812: Strategic Reserve Fund/Business Expansion Program, adds \$8,954,839 Lottery Funds to the Strategic Reserve Funds (SRF). This brings total support for new SRF commitments to \$15 million Lottery Funds and Other Funds (prior to reductions in Package 819). Up to \$4 million of the SRF moneys may be transferred, at the Director's discretion, to the Business Expansion and Retention Program (BEP) created in Senate Bill 219 (2011). Under the BEP, the Department is authorized to provide forgivable loans to businesses that, but for this incentive, would be unable to hire 50 or more full-time employees with average compensation in excess of 150 percent of the county or state average. Firms that apply to the Department and are certified by the Department may retain the loan funds upon hiring the new employees. Maximum loan amounts are set to two-years of income tax revenues paid by the newly-hired employees. Participation is limited to firms in traded-sector industries with at least 150 employees prior to expansion. The Committee also approved the following budget note relating to the Strategic Reserve Fund:

Budget Note:

The Department shall distribute the funds available in this budget to the Strategic Reserve Fund for the purposes of creating and retaining jobs in this state.

- Package 813: Policy Bill Budget Adjustments, provides \$279,613 Other Funds and one position (0.50 full-time equivalent) for implementation of Senate Bill 56 and Senate Bill 494.

- Senate Bill 56 permits the Department to collect fees to offset the costs associated with the Certified Site program, and to charge for program benefits provided to site owners or lessees. With respect to this bill, Other Funds revenue is increased by \$199,350 and Services and Supplies expenditures by the same amount.
- Senate Bill 494 continues changes to the Oregon Business Development Fund (OBDF) and Entrepreneurial Development Loan Fund (EDLF) programs approved on a temporary basis in the 2010 Session. These changes have expanded activity in these programs. The Legislature added a full-time limited-duration position during the 2010 Session to address the expanded activity. The Subcommittee approved the establishment of a half-time Loan Specialist 1 position (0.50 FTE), and increased the Other Funds expenditure limitation by \$80,263. The position will be funded by Other Funds revenues in the Oregon Business Development Fund and Entrepreneurial Development Loan Fund programs.
- Package 814: Federal Grants, provides \$17,391,197 Federal Funds and three positions (3.00 full-time equivalent) for the implementation of three Federal grants. The Department of Administrative Services agrees to unschedule the limitation pending award of the grants and will reschedule the limitation as the grants are awarded, and as needed under the State Small Business Credit Initiative. The three grants are:
 - The State Small Business Credit Initiative (SSBCI) grant, which provides up to \$16,516,197 Federal Funds and three positions (3.00 full-time equivalent) that the Department would use to enhance funding and activity for the Credit Enhancement Fund, the Capital Access Program, and the Oregon Business Development Fund. The positions are one full-time Loan Specialist 2 and two full-time Loan Specialist 3 positions.
 - The State Trade and Export (STEP) grant, which includes \$375,000 of Federal Funds to expand the Oregon Trade Promotion Program.
 - The Clean Cities grant, which provides up to \$500,000 to support infrastructure development for electric vehicles.
- Package 819: Supplemental Statewide Ending Balance, reduces Lottery Funds by \$1,732,258 as part of a supplemental statewide ending balance hold back adjustment. This adjustment reduces the Lottery Funds expenditure limitation by 3.5 percent.

Infrastructure Financing Authority

The Infrastructure Finance Authority's (IFA) mission is to assist communities to build infrastructure capacity to address public health, safety and compliance issues, as well as support their ability to attract, retain and expand businesses. It primarily achieves this mission through revolving loan programs that include state and federal funds. The IFA customers include Oregon cities, counties, ports, special districts, and Indian Tribes. The Programs/Funds include the:

- Special Public Works Fund (SPWF), which provides loans and limited grant funding to municipalities for planning, designing, purchasing, improving and constructing municipally-owned facilities such as water, sewer, road extensions, community buildings or other facilities. The SPWF also includes the Renewable Energy Feasibility Program (REF) providing grant opportunities for existing water and sewer systems to reduce Oregon's dependence on fossil-based energy sources and promote sustainable development.
- Safe Drinking Water Revolving Loan Fund (SDWRLF), which uses federal funds to provide low cost financing for construction and/or improvements of public and private water systems. The program's financing is available to all sizes of water systems that are subject to federal regulations, although 15 percent of the funds are reserved for systems serving a population of fewer than 10,000 people.
- Water/Wastewater Fund (W/WF), which provides technical assistance and construction financing for public water and waste water systems needing to meet state and federal water quality standards.
- Community Development Block Grant (CDBG), which uses federal funds to support community (non-metropolitan) facilities, public works projects, housing rehabilitation and services to micro-enterprises and other businesses. The program's primary objective is to develop viable communities through expanding economic opportunities, providing decent housing, and a suitable living environment for people of low and moderate incomes.
- Ports Program, which consists of the Port Revolving Loan Funds (PRLF), the Port Planning and Marketing Funds (PPMF) and the Marine Navigation Improvement Fund (MNIF). The PRLF provides financing for the planning and construction of facilities and infrastructure that promote maritime shipping, aviation and commercial/industrial activities of ports. The PPMF assists with planning and marketing activities to improve a port's trade and commerce capacity. The MNIF provides funding for (1) federally authorized projects (i.e. Columbia River Channel Deepening Project) for which the federal government provides 75 percent of the funding, and (2) smaller projects that do not qualify for federal funding.

The Subcommittee approved the following packages:

- Package 083: September 2010 E-Board, adds \$146,234 Other Funds, \$3,745,782 Federal Funds and one position (1.00 full-time equivalent) to provide the Department with the resources necessary to administer the Housing Rehabilitation Program (HRP) that was transferred by the Emergency Board from the Oregon Housing and Community Services Department (Housing) to the Oregon Business Development Department. OBDD is the recipient of a Community Development Block Grant (CDGG) from the United States Housing and Urban Development Department (HUD). The Department administers a community development program for the non-entitlement areas of the state (those local governments that do not receive a block grant directly from HUD) to develop livable urban communities. Prior to the Emergency Board action, OBDD contracted with Housing to carry out the HRP portion of the block grant. The HRP provides funding for home repairs for lower income households.
- Package 086: Eliminate Inflation, reduces \$61,810 Other Funds and \$559,460 Federal Funds by eliminating standard inflation in certain accounts that had been included in budget development.

- Package 087: Personal Services Adjustments, eliminates \$287,060 Other Funds and \$53,912 Federal Funds for a 5.5 percent across-the-board reduction in Personal Services expenditures.
- Package 106: Ports Statewide Plan Position, shifts \$191,324 Other Funds Non-Limited to Other Funds Limited in order to provide funding for a position to help with the implementation and oversight of Strategic Business Plans being developed by each of Oregon's 23 ports. In 2009-10, OBDD and the Oregon Department of Transportation engaged Parsons Brinkerhoff (PB) to develop a Statewide Ports Plan, which requires each port to develop a strategic business plan. The revenue source for this position is interest from the Port Revolving Loan Fund.

Film and Video

The Oregon Film and Video Office focuses on promoting the development of the film, video, and multimedia industry in Oregon. The Office also acts to enhance the industry's revenue, profile and reputation within Oregon and among the industry internationally. It also recruits the industry to film features, movies, and television series in Oregon and actively recruits related businesses to relocate to Oregon permanently. The 1995 Legislature made the Film and Video Office a semi-independent state agency. As such, the Office has no state employee positions. Staff is under direction of a five-member Board appointed by the Governor. The Film and Video Office receives Lottery Funds via a special payment from the Department.

The Subcommittee approved the following packages:

- Package 086: Eliminate Inflation, reduces \$30,039 Lottery Funds by eliminating standard inflation in certain accounts that had been included in budget development.
- Package 819: Supplemental Statewide Ending Balance, reduces Lottery Funds by \$43,810 as part of a supplemental statewide ending balance hold back adjustment. This adjustment reduces the Lottery Funds expenditure limitation by 3.5 percent.

Arts

The Arts Commission provides leadership, funding and arts programs through grants, special initiatives and services to arts organizations, artists and communities. The Commission was established in 1967. The 1993 Legislature transferred the Commission to the Department to strengthen the development of cultural resources in Oregon communities and to increase the role of the arts in building Oregon's economy. Nine citizen commissioners, appointed by the Governor, are responsible for Commission governance including policy and grant-making decisions. The Commission administers a number of programs, including evaluating the impact of arts on Oregon's economy and providing National Endowment for the Arts funding for programs in Oregon. It also assesses and maintains Oregon's existing public art and supports Oregon's efforts

towards arts education. The Commission is financed with General Fund and receives Federal Funds from the National Endowment for the Arts. Other Funds are received from grants and donations, and from the Percent for Art program.

In 2003, the Legislature transferred management responsibility for the Trust for Cultural Development from the Secretary of State to OBDD, under management of the Arts Commission. Funding for the Trust comes largely from private contributions for which individuals receive an income tax credit. Additional funding is also available from the sale of the Cultural Trust license plates to Oregon vehicle owners. Funding for Trust administration is limited to 7.5 percent of funds distributed from the Account each fiscal year. Distributions themselves are limited to 42 percent of the account's fund balance as of July 1 of each year. Because of these restrictions, and the emergent state of the Trust itself, funds available from the Trust have been insufficient to cover administrative costs. As a result, the Commission has solicited Other Funds from alternative sources. Efficiencies from the "merger" of administration for the Arts Commission and the Trust for Cultural Development, as well as an improved donation revenue stream, should lessen the need for additional, non-Trust resources over time.

The Subcommittee approved the following packages:

- Package 085: 2009-11 Allotment Reduction roll-ups, eliminates \$713,442 General Fund continuing budget reductions that were taken in 2009-11 to address the General Fund revenue shortfall.
- Package 086: Eliminate Inflation, reduces \$86,395 General Fund, \$140,551 Other Funds and \$43,138 Federal Funds by eliminating standard inflation in certain accounts that had been included in budget development.
- Package 087: Personal Services Adjustments, eliminates \$61,475 General Fund and \$40,190 Other Funds for a 5.5 percent across-the-board reduction in Personal Services expenditures.
- Package 801: Targeted Statewide Adjustments, reduces General Fund by \$18,231 to reduce Services and Supplies 6.5 percent from the Governor's budget level.
- Package 819: Supplemental Statewide Ending Balance, reduces General Funds by \$139,729 as part of a supplemental statewide ending balance hold back adjustment. This adjustment reduces General Fund expenditures by 3.5 percent.

Lottery Bond Debt Service

The Lottery Bond Debt Service program unit is used to track the payment of Lottery Bond Debt Service, including both principal and interest payments. The revenue in this program unit is almost entirely made up of transfers from the Department of Administrative Services Economic Development Fund. OBDD retains the interest on those transfers and uses them as Other Funds to pay a portion of the debt as well.

The Subcommittee approved the following package:

- Package 819: Supplemental Statewide Ending Balance, reduces Lottery Funds by \$3,152,044 as part of a supplemental statewide ending balance hold back adjustment. This adjustment reduces the Lottery Funds expenditure limitation by 3.5 percent.

Summary of Performance Measure Action

See attached Legislatively Adopted 2011-13 Key Performance Measures form.

DETAIL OF JOINT COMMITTEE ON WAYS AND MEANS ACTION

SB-5528-A

**Oregon Business Development Department
Tamara Brickman -- (503) 378-4709**

DESCRIPTION	GENERAL FUND	LOTTERY FUNDS	OTHER FUNDS		FEDERAL FUNDS		TOTAL ALL FUNDS	POS	FTE
			LIMITED	NONLIMITED	LIMITED	NONLIMITED			
2009-11 Legislatively Approved Budget at March 2011 *	\$ 8,926,280	\$ 111,215,883	\$ 33,421,791	\$ 242,984,271	\$ 41,581,438	\$ 0	\$ 438,129,663	129	127.26
2011-13 ORBITS printed Current Service Level (CSL)*	\$ 4,871,796	\$ 122,687,000	\$ 25,643,970	\$ 227,302,188	\$ 29,710,826	\$ 0	\$ 410,215,780	126	125.50
2011-13 Governor's Recommended Budget*	\$ 4,010,484	\$ 159,832,848	\$ 25,444,060	\$ 267,871,020	\$ 32,781,618	\$ 0	\$ 489,940,030	130	128.50

SUBCOMMITTEE ADJUSTMENTS (from GRB)

Shared Services/Central Pool

Package 090: BAM Analyst Adjustments										
Personal Services	\$ 0	\$ 0	\$ 0	\$ 0	\$ 0	\$ 0	\$ 0	0	1	0.50
Package 107: I.T. Security/Enhancement										
Personal Services	\$ 0	\$ 0	(71,769)	\$ 0	\$ 0	\$ 0	\$ (71,769)	(1)		-0.50
Services & Supplies	\$ 0	\$ 0	(196,000)	\$ 0	\$ 0	\$ 0	\$ (196,000)			
Package 801: Targeted Statewide Adjustments										
Services & Supplies	\$ 0	(111,918)	\$ 0	\$ 0	\$ 0	\$ 0	\$ (111,918)			
Package 802: Vacant Position Savings										
Personal Services	\$ 0	(210,939)	\$ 0	\$ 0	\$ 0	\$ 0	\$ (210,939)	(1)		-1.00
Package 819: Supplemental Statewide Ending Balance										
Personal Services	\$ 0	(191,109)	\$ 0	\$ 0	\$ 0	\$ 0	\$ (191,109)			
Services & Supplies	\$ 0	(56,346)	\$ 0	\$ 0	\$ 0	\$ 0	\$ (56,346)			

Business, Innovation, Trade

Package 090: BAM Analyst Adjustments										
Personal Services	\$ 0	\$ 0	\$ 0	\$ 0	\$ 0	\$ 0	\$ 0	(1)		-1.00
Package 101: Oregon InC										
Special Payments	\$ 0	(2,950,000)	\$ 0	\$ 0	\$ 0	\$ 0	\$ (2,950,000)			
Package 102: Business Assistance for Job Creation										
Special Payments	\$ 0	(10,000,000)	\$ 0	\$ 0	\$ 0	\$ 0	\$ (10,000,000)			
Package 103: Business Development										
Services & Supplies	\$ 0	\$ 0	(199,350)	\$ 0	\$ 0	\$ 0	\$ (199,350)			

*Excludes Capital Construction Expenditures

DESCRIPTION	GENERAL FUND	LOTTERY FUNDS	OTHER FUNDS		FEDERAL FUNDS		TOTAL ALL FUNDS	POS	FTE
			LIMITED	NONLIMITED	LIMITED	NONLIMITED			
Special Payments	\$ 0	\$ (240,160)	\$ 0	\$ 0	\$ 0	\$ 0	(240,160)		
Package 503: Credit Enhancement Fund Investment									
Special Payments	\$ 0	\$ (7,000,000)	\$ 0	\$ 0	\$ 0	\$ 0	(7,000,000)		
Package 801: Targeted Statewide Adjustments									
Services & Supplies	\$ 0	\$ (192,967)	\$ 0	\$ 0	\$ 0	\$ 0	(192,967)		
Package 802: Vacant Position Savings									
Personal Services	\$ 0	\$ (25,757)	\$ 0	\$ 0	\$ 0	\$ 0	(25,757)	(1)	-0.38
Package 811: LFO Analyst Technical Adjustments									
Personal Services	\$ 0	\$ (182,627)	\$ 182,627	\$ 0	\$ 0	\$ 0	0		
Package 812: Strategic Reserve Fund/Business Expansion Program									
Special Payments	\$ 0	\$ 8,954,839	\$ 0	\$ 0	\$ 0	\$ 0	8,954,839		
Package 813: Policy Bill Budget Adjustments									
Personal Services	\$ 0	\$ 0	\$ 80,263	\$ 0	\$ 0	\$ 0	80,263	1	0.50
Services & Supplies	\$ 0	\$ 0	\$ 199,350	\$ 0	\$ 0	\$ 0	199,350		
Package 814: Federal Grants									
Personal Services	\$ 0	\$ 0	\$ 0	\$ 0	\$ 452,739	\$ 0	452,739	3	3.00
Services & Supplies	\$ 0	\$ 0	\$ 0	\$ 0	\$ 277,300	\$ 0	277,300		
Special Payments	\$ 0	\$ 0	\$ 0	\$ 0	\$ 16,661,158	\$ 0	16,661,158		
Package 819: Supplemental Statewide Ending Balance									
Personal Services	\$ 0	\$ (278,310)	\$ 0	\$ 0	\$ 0	\$ 0	(278,310)		
Services & Supplies	\$ 0	\$ (97,151)	\$ 0	\$ 0	\$ 0	\$ 0	(97,151)		
Special Payments	\$ 0	\$ (1,356,797)	\$ 0	\$ 0	\$ 0	\$ 0	(1,356,797)		
<u>Infrastructure Financing Authority</u>									
Package 105: Capitalization of SPWF/WWF									
Services & Supplies	\$ 0	\$ 0	\$ 0	\$ (568,832)	\$ 0	\$ 0	(568,832)		
Special Payments	\$ 0	\$ 0	\$ 0	\$ (40,000,000)	\$ 0	\$ 0	(40,000,000)		
<u>Film and Video</u>									
Package 819: Supplemental Statewide Ending Balance									
Special Payments	\$ 0	\$ (43,810)	\$ 0	\$ 0	\$ 0	\$ 0	(43,810)		

*Excludes Capital Construction Expenditures

DESCRIPTION	GENERAL FUND	LOTTERY FUNDS	OTHER FUNDS		FEDERAL FUNDS		TOTAL ALL FUNDS	POS	FTE
			LIMITED	NONLIMITED	LIMITED	NONLIMITED			
<u>Arts</u>									
Package 109: Creative Oregon III									
Personal Services	\$ 0	\$ 0	\$ (68,570)	\$ 0	\$ 0	\$ 0	\$ (68,570)	(1)	-0.50
Services & Supplies	\$ 0	\$ 0	\$ (10,500)	\$ 0	\$ 0	\$ 0	\$ (10,500)		
Package 110: Public Art Project Coordinator									
Personal Services	\$ 0	\$ 0	\$ (82,839)	\$ 0	\$ 0	\$ 0	\$ (82,839)	(1)	-0.50
Services & Supplies	\$ 0	\$ 0	\$ (16,500)	\$ 0	\$ 0	\$ 0	\$ (16,500)		
Package 801: Targeted Statewide Adjustments									
Services & Supplies	\$ (18,231)	\$ 0	\$ 0	\$ 0	\$ 0	\$ 0	\$ (18,231)		
Package 819: Supplemental Statewide Ending Balance									
Personal Services	\$ (36,969)	\$ 0	\$ 0	\$ 0	\$ 0	\$ 0	\$ (36,969)		
Services & Supplies	\$ (9,179)	\$ 0	\$ 0	\$ 0	\$ 0	\$ 0	\$ (9,179)		
Special Payments	\$ (93,581)	\$ 0	\$ 0	\$ 0	\$ 0	\$ 0	\$ (93,581)		
<u>Lottery Bond Debt Service</u>									
Package 819: Supplemental Statewide Ending Balance									
Debt Service	\$ 0	\$ (3,152,044)	\$ 0	\$ 0	\$ 0	\$ 0	\$ (3,152,044)		
TOTAL ADJUSTMENTS	\$ (157,960)	\$ (17,135,096)	\$ (183,288)	\$ (40,568,832)	\$ 17,391,197	\$ 0	\$ (40,653,979)	(1)	0.12
SUBCOMMITTEE RECOMMENDATION *	\$ 3,852,524	\$ 142,697,752	\$ 25,260,772	\$ 227,302,188	\$ 50,172,815	\$ 0	\$ 449,286,051	129	128.62
% Change from 2009-11 Leg Approved Budget	-56.8%	28.3%	-24.4%	-6.5%	20.7%	0.0%	2.5%	0.0%	1.1%
% Change from 2011-13 Current Service Level	-20.9%	16.3%	-1.5%	0.0%	68.9%	0.0%	9.5%	2.4%	2.5%
% Change from 2011-13 Gov's Recommended Budget	-3.9%	-10.7%	-0.7%	-15.1%	53.1%	0.0%	-8.3%	-0.8%	0.1%

*Excludes Capital Construction Expenditures

Legislatively Approved 2011-2013 Key Performance Measures

Agency: OREGON BUSINESS DEVELOPMENT DEPARTMENT

Mission: Business Oregon works to create, retain, expand and attract businesses that provide sustainable, living-wage jobs for Oregonians through public-private partnerships, leveraged funding and support of economic opportunities for Oregon companies and entrepreneurs.

Legislatively Proposed KPMs	Customer Service Category	Agency Request	Most Current Result	Target 2012	Target 2013
1 - Number of jobs created		Approved KPM	2,005.00	2,700.00	2,700.00
2 - Number of jobs retained		Approved KPM	5,035.00	7,500.00	7,500.00
3 - Personal income tax generated by the Department's investment in jobs		Approved KPM	13.80	4,800,000.	4,800,000.
4 - New export sales of assisted clients		Approved KPM	9,900,000.	7,000,000.	7,000,000.
5 - Percentage of small businesses that remain in business at least four years after receiving assistance from the Department.		Approved KPM	46.00	60.00	60.00
6 - Number of new industrial sites/acres certified "project ready."		Approved KPM	1.00	6.00	6.00
7 - Number of community capital projects assisted for planning (infrastructure, community and organizational).		Approved KPM	41.00	25.00	25.00
8 - Number of community capital construction financing projects that address public health and safety issues.		Approved KPM	48.00	15.00	15.00
9 - Number of community capital construction financing projects that assist with future economic and community development.		Approved KPM	14.00	15.00	15.00
10 - Percent of customers rating their satisfaction with the agency's customer service as "good" or "excellent": overall, timeliness, accuracy, helpfulness, expertise, availability of information.	Accuracy	Approved KPM	91.00	90.00	90.00
10 - Percent of customers rating their satisfaction with the agency's customer service as "good" or "excellent": overall, timeliness, accuracy, helpfulness, expertise, availability of information.	Availability of Information	Approved KPM	90.00	90.00	90.00
10 - Percent of customers rating their satisfaction with the agency's customer service as "good" or "excellent": overall, timeliness, accuracy, helpfulness, expertise, availability of information.	Expertise	Approved KPM	92.00	90.00	90.00
10 - Percent of customers rating their satisfaction with the agency's customer service as "good" or "excellent": overall, timeliness, accuracy, helpfulness, expertise, availability of information.	Helpfulness	Approved KPM	92.00	90.00	90.00

Agency: OREGON BUSINESS DEVELOPMENT DEPARTMENT

Mission: Business Oregon works to create, retain, expand and attract businesses that provide sustainable, living-wage jobs for Oregonians through public-private partnerships, leveraged funding and support of economic opportunities for Oregon companies and entrepreneurs.

Legislatively Proposed KPMs	Customer Service Category	Agency Request	Most Current Result	Target 2012	Target 2013
10 - Percent of customers rating their satisfaction with the agency's customer service as "good" or "excellent": overall, timeliness, accuracy, helpfulness, expertise, availability of information.	Overall	Approved KPM	93.00	90.00	90.00
10 - Percent of customers rating their satisfaction with the agency's customer service as "good" or "excellent": overall, timeliness, accuracy, helpfulness, expertise, availability of information.	Timeliness	Approved KPM	89.00	90.00	90.00

LFO Recommendation:

The Legislative Fiscal Office recommends approval of the Key Performance measures and KPM targets shown above. Some KPM targets are increased from the targets initially proposed by the agency, to reflect expanded support in the budget for job creation and job retention programs. The 2012 and 2013 targets for KPM #1 - Jobs Created are increased from 1,200 to 2,700. The 2012 and 2013 targets for KPM #2 - Jobs Retained are increased from 3,500 to 7,500. The 2012 and 2013 KPM targets for KPM #3 - Tax Revenue are increased from \$6 million to \$14.8 million. The KPM targets for KPM #8 and KPM #9 are not changed, as the amount of recapitalization in the budget for the Special Public Works Fund and the Water/Waste Water Fund is unresolved at this time. If, however, the budget includes moneys to recapitalize these funds, LFO recommends that the target for each of these KPMs be increased by 1 for each four million dollars of capitalization provided.

Sub-Committee Action:

The Subcommittee approved the Legislative Fiscal Office recommendation.

**76th OREGON LEGISLATIVE ASSEMBLY – 2011 Regular Session
BUDGET REPORT AND MEASURE SUMMARY**

MEASURE: SB 766-B

JOINT COMMITTEE ON WAYS AND MEANS

**Carrier – House: Rep. Clem
Carrier – Senate: Sen. Beyer**

Action: Do Pass the A-Engrossed Measure as Amended and as Printed B-Engrossed

Vote: 24 – 0 – 1

House – Yeas: Beyer, Buckley, Cowan, Freeman, Garrard, Komp, Kotek, McLane, Nathanson, Nolan, G. Smith, Thatcher, Whisnant
– Nays:
– Exc: Richardson

Senate – Yeas: Bates, Devlin, Edwards, Girod, Johnson, Monroe, Nelson, Thomsen, Verger, Whitsett, Winters
– Nays:
– Exc:

Prepared By: Tamara Brickman, Department of Administrative Services

Reviewed By: Robin LaMonte, Legislative Fiscal Office

Meeting Date: June 3, 2011

<u>Agency</u>	<u>Budget Page</u>	<u>LFO Analysis Page</u>	<u>Biennium</u>
Oregon Department of Land Conservation and Development	---	---	2011-13
Oregon Business Development Department			

Budget Summary

	2011-13		Committee Change from	
	Legislatively Adopted Budget	Committee Recommendation	2011-13 Leg Adopted \$ Change	% Change
<u>Oregon Business Development Department</u>				
Other Funds	\$ NA	\$ 444,728	\$ 0	0.0%
<u>Department of Land Conservation and Development</u>				
Other Funds	\$ NA	\$ 94,418	\$ 0	0.0%

Position Summary

<u>Oregon Business Development Department</u>		
Authorized Positions	NA	2
Full-time Equivalent (FTE) Positions	NA	0.75

Summary of Subcommittee Action

Senate Bill 766 defines industrial development projects of state significance, and establishes the Economic Recovery Review Council. The bill provides that the Council may expedite the permitting of up to 10 industrial development projects of state significance per biennium through an expedited review process. The bill establishes the process for identifying state and regionally significant industrial areas and establishes the expedited review process. Workload includes support for the Council, application review, site review, permitting, local government consultation, and transportation planning.

Oregon Business Development Department

The Oregon Business Development Department (OBDD) will receive the application fees authorized in the bill, and will reimburse the affected agencies for their costs. OBDD assumes a variable application fee that would average \$75,000 per project, and while no estimate is available for the revenue that would be generated, it is assumed to cover the cost of the program.

The Subcommittee approved an increase of \$444,728 Other Funds and two limited duration positions (0.75 full-time equivalent), to the Oregon Business Development Department to provide the department with the resources to staff the council and reimburse the Department of Land Conservation and Development (\$94,418 Other Funds), the Department of State Lands (\$28,797 Other Funds), and the Department of Environmental Quality (\$175,646 Other Funds) with their costs associated with the Council.

Department of Land and Conservation Department

The Subcommittee approved an increase of \$94,418 Other Funds, to be transferred from the Business Development Department, to provide the department with the resources to handle expedited reviews for industrial lands through the Economic Recovery Council.

DETAIL OF JOINT COMMITTEE ON WAYS AND MEANS ACTION

SB 766-B

**Oregon Business Development Department
 Department of Land and Conservation Development
 Tamara Brickman – (503) 378-4709**

DESCRIPTION	GENERAL FUND	LOTTERY FUNDS	OTHER FUNDS		FEDERAL FUNDS		TOTAL ALL FUNDS	POS	FTE
			LIMITED	NONLIMITED	LIMITED	NONLIMITED			
<u>SUBCOMMITTEE RECOMMENDATION</u>									
<u>Oregon Business Development Department</u>									
Shared Services									
Personal Services	\$ 0	\$ 0	\$ 26,573	\$ 0	\$ 0	\$ 0	\$ 26,573	1	0.25
Business, Innovation, Trade									
Personal Services	0	0	96,359	0	0	0	96,359	1	0.50
Services & Supplies	0	0	22,935	0	0	0	22,935		
Special Payments	0	0	298,861	0	0	0	298,861		
<u>Department of Land and Conservation Development</u>									
Planning Program									
Personal Services	0	0	40,479	0	0	0	40,479	0	0.00
Services & Supplies	0	0	53,939	0	0	0	53,939		
SUBCOMMITTEE RECOMMENDATION	\$ 0	\$ 0	\$ 539,146	\$ 0	\$ 0	\$ 0	\$ 539,146	2	0.75

**76th OREGON LEGISLATIVE ASSEMBLY – 2011 Regular Session
BUDGET REPORT AND MEASURE SUMMARY**

MEASURE: HB 5035-A

JOINT COMMITTEE ON WAYS AND MEANS

**Carrier – House: Rep. G. Smith
Carrier – Senate: Sen. Nelson**

Action: Do Pass as Amended and as Printed A-Engrossed

Vote: 25 – 0 – 0

House – Yeas: Beyer, Buckley, Cowan, Freeman, Garrard, Komp, Kotek, McLane, Nathanson, Nolan, Richardson, G. Smith, Thatcher, Whisnant
– Nays:
– Exc:

Senate – Yeas: Bates, Devlin, Edwards, Girod, Johnson, Monroe, Nelson, Thomsen, Verger, Whitsett, Winters
– Nays:
– Exc:

Prepared By: Jim Carbone, Department of Administrative Services

Reviewed By: Steve Bender, Legislative Fiscal Office

Meeting Date: June 29, 2011

Agency
Various Agencies – Lottery Allocation

Budget Page

LFO Analysis Page

Biennium
2011-13

Summary of Revenue Changes

The Oregon Lottery collects revenues from traditional and video lottery gaming. It pays player prizes and its operating expenses out of these revenues and then transfers the balance (net profits) to the Administrative Services Economic Development Fund (EDF). The Department of Administrative Services (DAS) then distributes funds from the EDF in adherence with constitutional and statutory funding priorities, including specific Legislative allocations. The amounts outlined in this bill are based on the Lottery revenue forecast from the DAS Office of Economic Analysis as of May 12, 2011 plus unspent dollars from the 2009 School Facilities Task Force lottery allocation that are transferred to the EDF by Senate Bill 939. As actual amounts vary, the allocations or distributions set forth within may also vary – in some cases requiring related expenditure limitation adjustments.

The Oregon Lottery transfers Lottery Funds to the Administrative Services EDF on a quarterly basis. From each quarterly transfer, a number of dedicated distributions are required by the Oregon Constitution or are provided for in Oregon Revised Statutes (ORS), including:

- The Oregon Constitution requires that 18 percent of net proceeds be distributed to the Education Stability Fund.
- The Oregon Constitution requires that 15 percent of net proceeds be distributed to the Parks and Natural Resources Fund.
- Oregon statute requires that 2.5 percent of net proceeds of video lottery gaming be distributed to the counties for economic development projects. Beginning with the 2005-07 biennium, 50 percent of the operating costs for the Economic Revitalization Team (ERT) established by ORS 284.555 are also funded from this source.
- Oregon statute requires that one percent of net profits be distributed to the Sports Lottery Account for sports programs at state institutions of higher education and for scholarships.
- Oregon statute requires that one percent of net profits be transferred to the Oregon Health Authority for Gambling Addiction prevention and treatment programs.
- Oregon statute requires that one percent of the net profits, not to exceed \$1.53 million annually, be transferred to the County Fair account. The maximum amount is adjusted each biennium pursuant to certain changes in the Consumer Price Index.
- Oregon statute requires that annual debt service payments for outstanding lottery bonds be satisfied before allocating for other purposes.

Finally, the Legislature makes other allocations from the EDF within authorized public purposes. These purposes include job creation, economic development and public education. Currently, the bulk of allocations are made to the Department of Education for the State School Fund and to the Oregon Business Development Department for various program expenditures. During the 2011-13 biennium, debt service requirements will comprise approximately 21.8 percent of the total distributions from this account.

Debt service allocations are paid annually. Interest earned on the EDF remains within the fund itself. If at the end of any quarter funds remain undistributed, they will remain in the EDF for allocation in future quarters. If in any quarter revenue in the EDF is insufficient to pay for quarterly distribution of allocations, DAS will first fund debt service obligations. Remaining revenues will be distributed in a prorated manner.

Summary of Capital Construction Subcommittee Action

Allocation of Lottery Revenue

House Bill 5035 allocates lottery revenue from the EDF. The amounts outlined in this bill are based on the Lottery revenue forecast from the DAS Office of Economic Analysis as of May 12, 2011, with the adjustment identified in the prior section. The attached tables display the Lottery Funds allocated by the Subcommittee from the EDF. The allocations are summarized below.

- A total of \$240.4 million Lottery Funds is allocated for debt service for outstanding and newly-authorized bonds. These funds are allocated to the DAS since the DAS Capital Investment Section manages debt service for the state. DAS will transfer the necessary funding to the Department of Education, Department of Higher Education, Oregon Business Development Department, Housing and Community Services Department, Department of Transportation, Department of Community Colleges and Workforce Development, Department of Forestry, Department of Energy, and the Water Resources Department for the payment of debt on existing and new lottery bonds. New lottery bond projects for the 2011-13 biennium, authorized by House Bill 5036, include the following:
 - Lane Transit EmX Extension
 - The Willow Creek / SAGE Center Improvements
 - Eastern Oregon Trade Center
 - Roseburg Veterans' Home
 - Milton-Freewater levee and bridge improvements
 - Oregon Historical Society
 - Oregon State University - Cascades Campus Graduate Studies Building
 - Oregon Institute of Technology - Portland Campus Consolidation
 - Oregon State University – New business education building
 - Southern Oregon University –Science Building deferred maintenance and seismic upgrade
 - Western Oregon University – Natural Science Laboratory Annex
 - Eastern Oregon University – Quinn Coliseum deferred maintenance
 - Oregon University System – System-wide capital renewal, code compliance and safety projects
 - Oregon Department of Water Resources - Umatilla Basin
 - Department of Forestry – Gilchrist Forest
 - Oregon Department of Transportation – Connect Oregon IV
 - Housing and Community Services – Affordable Housing Grants

- The State School Fund is allocated \$374.7 million Lottery Funds.
- DAS is allocated \$18,354 for transfer to the Department of Agriculture for administration of county fairs.
- A total of \$53.6 million Lottery Funds is allocated for the programs of the Oregon Business Development Department. This total excludes amounts allocated for debt service payments on Lottery revenue bonds, but includes \$6.8 million for Shared Services; \$45.5 million for Business, Innovation and Trade; and \$1.2 million for the Film and Video Office.
- The Office of the Governor is allocated \$1.9 million Lottery Funds for the Economic Revitalization Team. Half of this funding will come from a reduction in the video lottery proceeds that are distributed to counties for economic development.

Education Stability Fund

A constitutional amendment approved by Oregon voters in 1997, and amended in 2002, requires that 18 percent of net lottery proceeds be transferred to the Education Stability Fund. Interest earnings on this fund are continuously appropriated for the benefit of education programs. These earnings are split 75 percent to the Oregon Education Fund, which is currently used to help pay debt service on lottery bonds that were previously issued for the Department of Education, and 25 percent to the Oregon Student Assistance Commission.

Five percent of the amount deposited in the Education Stability Fund is deposited into the Oregon Growth Account within the Fund. All declared earnings from this account are continuously appropriated to the Oregon Education Fund and the Oregon Student Assistance Commission. After June 30, 2013 the amount credited to the Oregon Growth Account will increase to ten percent of the deposits into the Education Stability Fund. The transfers and distributions relating to the Education Stability Fund as described here are established by the Oregon Constitution and by other statutes – therefore House Bill 5035 does not include provisions relating to them.

Parks and Natural Resources Fund

Ballot Measure 76, approved by Oregon voters in 2010, requires 15 percent of net lottery proceeds to be transferred to the Parks and Natural Resources Fund. This fund is continuously appropriated for the benefit of parks and recreation and for native species protection and restoration. This transfer is established by the Oregon Constitution; House Bill 5035, therefore, does not include provisions relating to it.

County Economic Development

ORS 461.547 requires that 2.5 percent of net proceeds of video lottery gaming be distributed to the counties for economic development projects. Beginning with the 2005-07 biennium, 50 percent of the operating costs for the Economic Revitalization Team (ERT) established by ORS 284.555 have also been funded from this source.

The Subcommittee approved allocating a fixed dollar amount for county economic development during the 2011-13 biennium, rather than the percentage allocation described in statute. The fixed dollar amount is \$37,118,584, which is equal to 2.5 percent of the amount of video lottery proceeds forecasted in the May 2011 revenue forecast, minus one-half of the Economic Revitalization Team allocation.

Gambling Addiction Prevention and Treatment

The 1999 Legislature statutorily dedicated one percent of net lottery proceeds to be transferred to the Oregon Health Authority to fund gambling addiction programs in the state.

Instead of the percentage allocation described in statute, the Subcommittee approved a fixed allocation of \$10,972,521 for the 2011-13 biennium.

Oregon University System Sports Lottery Account

Beginning in 2007, one percent of net lottery proceeds are dedicated to the Oregon University System for distribution to institutions to offset the costs of intercollegiate athletic programs and for academic scholarships.

Instead of the percentage allocation described in statute, the Subcommittee approved a fixed allocation of \$8,825,680 for the 2011-13 biennium.

County Fairs

The 2001 Legislature statutorily dedicated one percent of net lottery proceeds, with certain limitations, for distribution to county fair programs throughout the state. This amount is adjusted by inflation each biennium.

Instead of the percentage allocation described in statute, the Subcommittee approved a fixed allocation of \$3,600,135 for the 2011-13 biennium.

Lottery Funds Expenditure Limitation

Lottery Funds expenditure limitation related to these allocations is generally contained within the respective agency budget bills and Senate Bill 5508.

LOTTERY FUNDS CASH FLOW SUMMARY

	2009-11 Legislatively Approved Budget	2011-13 Legislatively Adopted Budget	Percent Change
ECONOMIC DEVELOPMENT FUND			
RESOURCES			
Beginning Balance	\$1,352,767	\$244,821	-81.9%
REVENUES			
Transfers from Lottery			
Net Proceeds	1,056,788,127	1,120,295,553	6.0%
Administrative Savings	29,304,809	8,000,000	-72.7%
Other Revenues	1,112,572	1,100,000	-1.1%
Interest Earnings			
Other		1,361,248	
Total Revenue	1,087,205,508	1,130,756,801	4.0%
TOTAL RESOURCES	1,088,558,275	1,131,001,622	3.9%
DISTRIBUTIONS / ALLOCATIONS			
Distribution of Video Revenues to Counties	(30,520,633)	(37,118,584)	21.6%
Distribution to Higher Education for Sports Programs	(9,665,082)	(8,825,680)	-8.7%
Distribution to Education Stability Fund	(195,496,728)	(203,093,200)	3.9%
Distribution to Parks and Natural Resources Fund	(162,913,940)	(169,244,333)	3.9%
Distribution for Gambling Addiction	(8,739,929)	(10,972,521)	25.5%
Allocation to State School Fund	(428,422,165)	(374,741,287)	-12.5%
Debt Service Allocations	(216,404,804)	(240,443,627)	11.1%
Other Agency Allocations	(36,150,173)	(59,040,014)	63.3%
TOTAL DISTRIBUTIONS / ALLOCATIONS	(1,088,313,454)	(1,103,479,246)	1.4%
ENDING BALANCE	\$244,821	\$27,522,376	11141.8%
EDUCATION STABILITY FUND (not including OGA or ORTDF)			
RESOURCES			
Beginning Balance	0	5,022,586	
Revenues			
Transfer from the Economic Development Fund	185,721,892	192,938,540	3.9%
Interest Earnings	1,466,342	1,606,173	9.5%
Total Revenue	187,188,233	194,544,713	3.9%
TOTAL RESOURCES	187,188,233	199,567,299	6.6%
DISTRIBUTIONS			
Interest Distributions	(1,466,463)	(1,606,173)	9.5%
Transfers to the State School Fund	(180,699,184)	(182,239,000)	0.9%
TOTAL DISTRIBUTIONS	(182,165,647)	(183,845,173)	0.9%
ENDING BALANCE	\$5,022,586	\$15,722,126	213.0%

629

2011-13 LOTTERY FUNDS ALLOCATIONS AND EXPENDITURES

	New Lottery Funds Allocation	Beginning Lottery Balance	Interest and Other Earnings	LAB Expenditure Limitation	Ending Lottery Balance
ECONOMIC DEVELOPMENT FUND					
DEBT SERVICE COMMITMENTS					
Department of Education Outstanding bonds	47,811,752	340,029	509,719	47,811,752	849,748
Department of Higher Education Outstanding bonds	13,223,235	695,350	0	13,918,585	0
New bonds	214,871			214,871	
Business Development Department Outstanding bonds	79,199,162	70,881	0	79,270,043	0
Housing and Community Services Dept. Outstanding bonds	10,045,891	25,711	0	10,071,602	0
New bonds	312,164	0	0	312,164	0
Department of Transportation Outstanding bonds	69,455,197	245,345	0	69,700,542	0
Department of Administrative Services Outstanding bonds	6,823,325	59,991	0	6,883,316	0
New bonds	1,281,027	0	0	1,281,027	0
Community Colleges & Workforce Development Outstanding bonds	6,841,327	41,316	0	6,882,643	0
Department of Forestry Outstanding bonds	2,274,497	3,613	0	2,278,110	0
New bonds	175,837			175,837	
Department of Energy Outstanding bonds	2,079,252	9,187	0	2,088,439	0
Water Resources Department Outstanding bonds	553,635	661	0	554,296	0
New bonds	152,455	0	0	152,455	0
OTHER ALLOCATIONS					
Department of Higher Education Sports Lottery Account	8,825,680	0	0	8,825,680	0
Department of Education State School Fund	374,741,287	0	0	374,741,287	0
Department of Administrative Services For Department of Agriculture County Fairs Admin.	18,354	5,010	0	20,158	3,206
Distribution to County Fairs	3,600,135	2,265	0	3,576,453	25,947
Business Development Department Shared Services	6,822,694	0	0	6,822,694	0
Business, Innovation, Trade	45,534,264	3,406,557	120,000	49,060,821	0
Film and Video	1,207,893	0	0	1,207,893	0
Office of the Governor Economic Revitalization Team	1,856,674	84,902	0	1,856,674	84,902
Oregon Health Authority Gambling Addiction Treatment	10,972,521	0	573,040	10,779,583	765,978
TOTAL ECONOMIC DEVELOPMENT FUND	\$694,023,129	\$4,990,818	\$1,202,759	\$698,486,925	\$1,729,781
EDUCATION STABILITY FUND / OREGON EDUCATION FUND					
Student Assistance Commission Opportunity Grant	401,543	0	0	401,543	0
Department of Education Education bonds outstanding	1,041,422	4,325,602	0	4,499,878	867,146
TOTAL EDUCATION STABILITY/OREGON EDUCATION FUND	\$1,442,965	\$4,325,602	\$0	\$4,901,421	\$867,146

**76th OREGON LEGISLATIVE ASSEMBLY – 2011 Regular Session
BUDGET REPORT AND MEASURE SUMMARY**

MEASURE: SB 5508-A

JOINT COMMITTEE ON WAYS AND MEANS

**Carrier – House: Rep. Richardson
Carrier – Senate: Sen. Devlin**

Action: Do Pass as Amended and as Printed A-Engrossed

Vote: 24 – 0 – 1

House – Yeas: Beyer, Buckley, Cowan, Freeman, Garrard, Komp, Kotek, McLane, Nathanson, Nolan, Richardson, G. Smith, Thatcher, Whisnant
– Nays:
– Exc:

Senate – Yeas: Bates, Devlin, Edwards, Girod, Johnson, Monroe, Nelson, Thomsen, Whitsett, Winters
– Nays:
– Exc: Verger

Prepared By: Sheila Baker, Legislative Fiscal Office

Reviewed By: Daron Hill, Legislative Fiscal Office

Meeting Date: June 29, 2011

<u>Agency</u>	<u>Budget Page</u>	<u>LFO Analysis Page</u>	<u>Biennium</u>
Emergency Board	L-1	263	2011-13
Various Agencies			2009-11

2011-13 Budget Summary*

	<u>2009-11 Legislatively Approved Budget</u>	<u>2011-13 Legislatively Adopted Budget</u>	<u>2011-13 Committee Recommendation</u>	<u>Committee Change</u>
<u>Emergency Board</u>				
General Fund - General Purpose	-	-	\$ 25,000,000	\$ 25,000,000
General Fund - Special Purpose Appropriations				
Department of Human Services/ Oregon Health Authority			\$ 8,000,000	\$ 8,000,000
Department of Justice			\$ 2,000,000	\$ 2,000,000
<u>Various Agencies -- see Attachment A</u>				
General Fund	-	-	\$ (3,802,558)	\$ (3,802,558)
General Fund Debt Service	-	-	\$ (17,335,341)	\$ (17,335,341)
Lottery Funds	-	-	\$ (72,114)	\$ (72,114)
Lottery Funds Debt Service	-	-	\$ (24,405,711)	\$ (24,405,711)
Other Funds	-	-	\$ (8,304,448)	\$ (8,304,448)
Other Funds Debt Service	-	-	\$ (25,605,072)	\$ (25,605,072)
Federal Funds	-	-	\$ (2,633,061)	\$ (2,633,061)
<u>ADMINISTRATION PROGRAM AREA</u>				
<u>Department of Administrative Services</u>				
General Fund	-	-	\$ 1,325,000	\$ 1,325,000
Lottery Funds Debt Service	-	-	\$ 903,119	\$ 903,119
Other Funds	-	-	\$ 19,514,631	\$ 19,514,631
<u>Office of the Governor</u>				
General Fund	-	-	\$ 3,000,000	\$ 3,000,000
Federal Funds	-	-	\$ 825,616	\$ 825,616
<u>Secretary of State</u>				
General Fund	-	-	\$ 80,000	\$ 80,000
Other Funds	-	-	\$ 380,312	\$ 380,312
Federal Funds	-	-	\$ 634,419	\$ 634,419

*Excludes Capital Construction

2011-13 Budget Summary*

	<u>2009-11 Legislatively Approved Budget</u>	<u>2011-13 Legislatively Adopted Budget</u>	<u>2011-13 Committee Recommendation</u>	<u>Committee Change</u>
<u>CONSUMER AND BUSINESS SERVICES PROGRAM AREA</u>				
<u>Oregon Health Licensing Agency</u>				
Other Funds	-	-	\$ 46,356	\$ 46,356
<u>Real Estate Agency</u>				
Other Funds	-	-	\$ 496,400	\$ 496,400
<u>ECONOMIC AND COMMUNITY DEVELOPMENT PROGRAM AREA</u>				
<u>Oregon Business Development Department</u>				
Lottery Funds	-	-	\$ 1,300,000	\$ 1,300,000
Other Funds	-	-	\$ 106,207	\$ 106,207
Other Funds Nonlimited	-	-	\$ 10,000,000	\$ 10,000,000
<u>Housing and Community Services Department</u>				
Other Funds	-	-	\$ (4,879,057)	\$ (4,879,057)
<u>Department of Veterans' Affairs</u>				
General Fund	-	-	\$ 800,000	\$ 800,000
<u>EDUCATION PROGRAM AREA</u>				
<u>Department of Education</u>				
General Fund	-	-	\$ 2,327,153	\$ 2,327,153
Lottery Funds	-	-	\$ 2,822,847	\$ 2,822,847
Other Funds	-	-	\$ 625,000	\$ 625,000
<u>Department of Community Colleges and Workforce Development</u>				
General Fund	-	-	\$ 3,900,000	\$ 3,900,000
General Fund Debt Service	-	-	\$ (363,510)	\$ (363,510)
<u>Oregon University System</u>				
General Fund	-	-	\$ (8,974,046)	\$ (8,974,046)
General Fund Debt Service	-	-	\$ 5,660,047	\$ 5,660,047
Other Funds	-	-	\$ 1,753,642	\$ 1,753,642

*Excludes Capital Construction

2011-13 Budget Summary*

	<u>2009-11 Legislatively Approved Budget</u>	<u>2011-13 Legislatively Adopted Budget</u>	<u>2011-13 Committee Recommendation</u>	<u>Committee Change</u>
<u>HUMAN SERVICES PROGRAM AREA</u>				
<u>Department of Human Services</u>				
General Fund	-	-	\$ 2,753,263	\$ 2,753,263
Federal Funds	-	-	\$ 5,077,079	\$ 5,077,079
<u>Oregon Health Authority</u>				
General Fund	-	-	\$ 600,000	\$ 600,000
Other Funds	-	-	\$ 14,205,000	\$ 14,205,000
Federal Funds	-	-	\$ 23,360,000	\$ 23,360,000
<u>JUDICIAL BRANCH</u>				
<u>Judicial Department</u>				
General Fund	-	-	\$ 30,497,095	\$ 30,497,095
General Fund Debt Service	-	-	\$ (486,738)	\$ (486,738)
Other Funds	-	-	\$ (28,627,911)	\$ (28,627,911)
<u>LEGISLATIVE BRANCH</u>				
<u>Legislative Counsel Committee</u>				
Other Funds	-	-	\$ (275,000)	\$ (275,000)
<u>NATURAL RESOURCES PROGRAM AREA</u>				
<u>State Department of Agriculture</u>				
Lottery Funds	-	-	\$ 543,000	\$ 543,000
<u>State Department of Energy</u>				
Other Funds	-	-	\$ 500,000	\$ 500,000
<u>State Department of Fish and Wildlife</u>				
Other Funds Debt Service	-	-	\$ 726,928	\$ 726,928

*Excludes Capital Construction

2011-13 Budget Summary*

	<u>2009-11 Legislatively Approved Budget</u>	<u>2011-13 Legislatively Adopted Budget</u>	<u>2011-13 Committee Recommendation</u>	<u>Committee Change</u>
<u>State Forestry Department</u>				
Other Funds	-	-	\$ 114,881	\$ 114,881
<u>Water Resources Department</u>				
General Fund	-	-	\$ 487,062	\$ 487,062
<u>PUBLIC SAFETY PROGRAM AREA</u>				
<u>Oregon Criminal Justice Commission</u>				
Other Funds	-	-	\$ 176,384	\$ 176,384
<u>Department of Justice</u>				
General Fund	-	-	\$ 600,000	\$ 600,000
<u>Oregon Military Department</u>				
General Fund Debt Service	-	-	\$ 618,000	\$ 618,000
Other Funds	-	-	\$ 7,657,737	\$ 7,657,737
<u>Oregon Youth Authority</u>				
General Fund	-	-	\$ 300,000	\$ 300,000
<u>TRANSPORTATION PROGRAM AREA</u>				
<u>Department of Transportation</u>				
General Fund	-	-	\$ 2,000,000	\$ 2,000,000
Other Funds	-	-	\$ 13,053,627	\$ 13,053,627
2011-13 Budget Summary				
General Fund Total	-	-	\$ 58,985,427	\$ 58,985,427
Lottery Funds Total	-	-	\$ (18,908,859)	\$ (18,908,859)
Other Funds Total	-	-	\$ 1,665,617	\$ 1,665,617
Federal Funds Total	-	-	\$ 27,264,053	\$ 27,264,053

*Excludes Capital Construction

2009-11 Supplemental Appropriations

	<u>2009-11 Legislatively Approved Budget</u>	<u>2009-11 Committee Recommendation</u>	<u>Committee Change</u>
<u>Public Utility Commission</u>			
Other Funds	-	\$ 10,000	\$ 10,000
<u>Oregon University System (Department of Higher Education)</u>			
Federal Funds	-	\$ 3,550	\$ 3,550
<u>Judicial Department</u>			
General Fund	-	\$ 499,999	\$ 499,999
<u>Public Defense Services Commission</u>			
General Fund	-	\$ 802,570	\$ 802,570
<u>Oregon Watershed Enhancement Board</u>			
Federal Funds	-	\$ 800,000	\$ 800,000
<u>Department of Transportation</u>			
Lottery Funds Debt Service	-	\$ 2	\$ 2

2011-13 Position Summary**Office of the Governor**

	<u>2009-11 Legislatively Approved Budget</u>	<u>2011-13 Legislatively Adopted Budget</u>	<u>2011-13 Committee Recommendation</u>	<u>Committee Change</u>
Authorized Positions	-	-	3	3
Full-time Equivalent (FTE) positions	-	-	2.50	2.50

Secretary of State

Authorized Positions	-	-	1	1
Full-time Equivalent (FTE) positions	-	-	0.50	0.50

Department of Community Colleges and Workforce Development

Authorized Positions	-	-	1	1
Full-time Equivalent (FTE) positions	-	-	1.00	1.00

Department of Education

Authorized Positions	-	-	1	1
Full-time Equivalent (FTE) positions	-	-	1.00	1.00

State Commission on Children and Families

Authorized Positions	-	-	0	0
Full-time Equivalent (FTE) positions	-	-	(0.25)	(0.25)

State Department of Energy

Authorized Positions	-	-	2	2
Full-time Equivalent (FTE) positions	-	-	2.00	2.00

Water Resources Department

Authorized Positions	-	-	2	2
Full-time Equivalent (FTE) positions	-	-	2.00	2.00

Summary of Revenue Changes

The General Fund appropriations made in the bill are within resources available as projected in the May 2011 economic and revenue forecast by the Department of Administrative Services Office of Economic Analysis, supplemented by transfers from various agency accounts to the General Fund for general governmental purposes as authorized in Senate Bill 939, plus other actions to reduce state agency expenditures.

Summary of Capital Construction Subcommittee Action

Senate Bill 5508 appropriates General Fund to the Emergency Board for general purpose and targeted special purpose appropriations, and makes other adjustments to individual agency budget and position authority as described below.

Emergency Board

The Emergency Board allocates General Fund and provides Lottery Funds, Other Funds, and Federal Funds expenditure limitation to state agencies for unanticipated needs in approved agency budgets when the Legislature is not in session. The Subcommittee appropriated \$25 million General Fund to the Emergency Board for general purposes.

Senate Bill 5508 makes two special purpose appropriations to the Emergency Board, totaling \$10 million General Fund:

- \$8 million General Fund for the Department of Human Services and/or the Oregon Health Authority for caseloads or costs for programs and services. This appropriation is in addition to the resources, and the special purpose appropriation to the Emergency Board, included in the budget bills for the Department of Human Services (House Bill 5030) and the Oregon Health Authority (Senate Bill 5529).
- \$2 million General Fund for the Department of Justice for: 1) the on-going legal costs associated with the state's defense of the revenue stream generated from the Master Settlement Agreement entered into with major tobacco companies; and 2) the Defense of Criminal Convictions program. This appropriation is in addition to the resources included in the budget bill for the Department of Justice (Senate Bill 5518).

If these special purpose appropriations are not allocated by the Emergency Board before December 1, 2012, any remaining funds become available to the Emergency Board for general purposes.

Adjustments to Approved 2011-13 Budgets

OMNIBUS ADJUSTMENTS

Omnibus adjustments reflect savings in multiple agencies based on reductions in Department of Administrative Services' assessments and charges for services, including the State Data Center; Secretary of State audit assessments; and Office of Administrative Hearings charges. Agencies will need to reconcile these changes in the appropriate line items with consideration for the 6.5% overall reduction in services and supplies applied to most agency budgets and reductions in uniform/self-support rent charges. Debt service costs are also adjusted based on

updated bonding information, including a net \$24.4 million reduction in Lottery Funds debt service costs. The combined results of these changes on individual agency budgets are shown in Attachment A. Total savings are \$21.1 million General Fund, \$24.5 million Lottery Funds, \$33.9 million Other Funds, and \$2.6 million Federal Funds.

ADMINISTRATION

Oregon Department of Administrative Services

Senate Bill 5508 includes General Fund appropriations to the Department for the following programs:

- \$100,000 for the Confluence Project, a collaborative effort of Pacific Northwest tribes, civic groups from Washington and Oregon, artists, architects, and landscape designers. Each of its seven sites along the Columbia River features an art installation interpreting the area's ecology and history.
- \$400,000 for the Boardman Health Clinic, which gives Columbia River Community Health Services the amount needed to complete the funding package for this project. The new 15,000 square foot medical facility replaces a 5,000 square foot building that can no longer expand with the existing footprint.
- \$400,000 for Southwestern Oregon Community College's Curry Campus project. The money will help finish equipping and furnishing the facility.
- \$425,000 for Port Orford to purchase a building for the planned marine reserve research and interpretive center.

The Subcommittee added \$19,514,631 Other Funds for costs of issuance and special payments associated with the distribution of proceeds from several Lottery Bond sales; projects are detailed below and approved in the Lottery Bond bill (House Bill 5036). Also included is \$903,119 Lottery Funds to cover the 2011-13 debt service on those bonds.

- \$3,251,756 Other Funds for disbursement to the Port of Morrow for the purpose of Willow Creek/Sage Center Improvements, including construction of sidewalks or other walkways. For debt service, \$173,981 Lottery Funds is approved.
- \$6,478,890 Other Funds for disbursement to the City of Hermiston for the purpose of acquiring, developing, constructing and equipping the Eastern Oregon Trade Center. For debt service, \$346,294 Lottery Funds is approved.
- \$2,950,809 Other Funds for disbursement to the Milton-Freewater Water Control District for public infrastructure improvements, including levee restoration/repair projects and bridge projects in Milton-Freewater and surrounding areas. For debt service, \$157,711 Lottery Funds is approved.
- \$2,549,322 Other Funds for disbursement to the Oregon Historical Society for payment of mortgage costs associated with the society's storage facility in Gresham. For debt service, \$225,133 Lottery Funds is approved.
- \$4,283,854 Other Funds for disbursement to the Lane Transit District for the West Eugene EmX Extension; this project supports the acquisition, construction and procurement of the components of an extension of the bus rapid transit system in west Eugene. Debt service for this project was included as part of the omnibus adjustments mentioned previously.

Office of the Governor

The Subcommittee appropriated \$3 million General Fund and increased Federal Funds expenditure limitation by \$825,616 for the purpose of implementing Senate Bill 909, which creates the Oregon Education Investment Board and the Early Learning Council. Three positions (2.50 FTE) were also approved: a Chief Investment Officer and Early Learning Systems Director (both Principal Executive/Manager G) and one half-

time Executive Support Specialist 2. An estimated \$354,067 General Fund will be spent on Personal Services and services and supplies. The Governor's Office anticipates expending the balance of the General Fund resources for professional services contracts for change management, development of a school-readiness assessment tool, and development of a comprehensive early childhood education and care budget. The federal funds, from the federal State Early Childhood Advisory Council grant received during the 2009-11 biennium, will support the Early Learning System Director, the half-time executive support position, associated services and supplies and Professional Services costs for the work of the Early Learning Council.

Secretary of State

The budget for the Secretary of State is increased by \$80,000 General Fund for House Bill 2257, which expands electronic filing requirements of statements to the Elections Division; by \$380,312 Other Funds for House Bill 3247, which requires the agency to establish the "One Stop Shop for Oregon Business" internet portal; and by \$634,419 Federal Funds for two federal grants, with the understanding that the Department of Administrative Services will unschedule the Federal Funds expenditure limitation pending award of the grants. One limited-duration Operations and Policy Analyst 2 position (0.50 FTE) is also established for development of the internet portal. The General Fund appropriation is to finance one-time costs and will be phased out in development of the agency's 2013-15 biennium budget. All but \$75,000 of the Other Funds for the internet portal will also be phased out in the development of the 2013-15 biennium budget. The remaining \$75,000 is projected to cover the ongoing maintenance costs of the internet portal.

CONSUMER AND BUSINESS SERVICES

Oregon Health Licensing Agency

The Subcommittee approved \$46,356 Other Funds expenditure limitation to support licensing and regulatory oversight of Polysomnographic Technologists within the Respiratory Therapist and Polysomnographic Technologist Licensing Board, as established in Senate Bill 723. The Other Funds revenue results from applications, licensure, renewals, and other fees associated with licensing the Polysomnographic Technologists.

Real Estate Agency

The Other Funds expenditure limitation for the agency is increased by \$496,400 to cover expenses for an online licensing system. The agency received a \$500,000 limitation for this project during the 2009-11 biennium. However, due to delays in project implementation, vendor payments will not be made until the first quarter of the 2011-13 biennium.

ECONOMIC AND COMMUNITY DEVELOPMENT

Oregon Business Development Department

Senate Bill 5508 establishes \$1.3 million in new Lottery Funds expenditure limitation for the Department. Of this amount, \$1 million is established for identifying regional governance solutions to improve economic development opportunities and for developing a West Coast strategy to create jobs while reducing carbon emissions and the costs of doing business by retrofitting and redesigning the built environment. The remaining \$300,000 is established for a pilot project providing economic gardening services. An additional \$106,207 Other Funds expenditure limitation is provided for payment of costs to issue lottery revenue bonds for the Department. Bond proceeds will provide the source

of these Other Funds. These bonds are associated with the authorization in House Bill 5036 of \$10,000,000 of lottery revenue bond proceeds for infrastructure financing. A total of \$10,000,000 of lottery revenue bond proceeds will be deposited into the Special Public Works Fund and the Water/Waste Water Fund, where they will be used to provide loans and grants to municipalities with eligible infrastructure projects. The Department is authorized to make these loans and grant payments as Nonlimited Other Funds. The Lottery Funds, Other Funds, and Nonlimited Other Funds expenditures are one-time expenditures that will be phased out in the development of the Department's 2013-15 biennium budget.

Of the Lottery Funds available to the Department in the 2011-13 biennium budget, the amount of \$20,000 is designated for the purpose of promoting Oregon businesses at the 2011 and 2012 China International Fairs for Investment & Trade in Xiamen, China.

Housing and Community Services Department

Other Funds expenditure limitation for the Housing and Community Services Department is reduced by \$4,879,057 to reconcile the amount of Lottery Bond proceeds approved in the Capital Construction budget for the purpose of preserving low income housing with expiring federal subsidies. The low income housing preservation package is anticipated to provide gap financing to preserve about 125 units of affordable housing. The total amount approved is \$5,000,000 Other Funds for project costs and \$120,943 Other Funds for costs of issuance.

Department of Veterans' Affairs

Senate Bill 5508 appropriates a total of \$800,000 General Fund to the Department of Veterans' Affairs for the following purposes:

- \$350,000 to augment payments to county veterans' service organizations for the 2011-13 biennium.
- \$350,000 in one-time funding for interim operation of the Military HelpLine service for veterans until federal funding is secured for the service by the Oregon Military Department.
- \$100,000 in one-time funding to provide assistance with medical transportation to veterans who use wheelchairs.

EDUCATION

Department of Education

The State School Fund is adjusted in Senate Bill 5508 to reflect a rebalance of statewide resources, decreasing General Fund and increasing Lottery Funds expenditure limitation by \$2,822,847.

The Subcommittee approved a one-time appropriation of \$150,000 General Fund for the For Inspiration and Recognition of Science and Technology (FIRST) program.

The Oregon Court of Appeals affirmed a ruling against the Department of Education for breach of contract with Vantage Learning which provided standardized testing in Oregon schools. The resulting judgments total \$3.5 million plus accrued interest at 9% per annum from October 2006 to date of payment, which will exceed \$5 million in total. The Subcommittee approved \$5 million General Fund to assist in covering this liability. The Department estimates that approximately \$2.4 million may be available within its existing 2009-11 legislatively approved budget that would otherwise be reverted to the General Fund. The Department is to first utilize its 2009-11 legislatively approved budget to the greatest

extent possible to address the payments due to Vantage Learning; any remaining balance due may be paid from this new appropriation. Any remaining funds from the \$5 million will be disappropriated when the Legislature convenes in 2012.

One position (1.00 FTE) is established for the Director of the Office of Regional Educational Services approved in Senate Bill 250.

The Subcommittee approved an increase of \$625,000 Other Funds expenditure limitation for the Oregon School for the Deaf (OSD) to support building improvements, repairs and maintenance costs, with the understanding that the Department of Administrative Services (DAS) will unschedule \$450,000 pending a joint report from DAS Facilities Division and OSD. The \$175,000 that is not uncheduled is for replacing carpet in the elementary/middle school building and the building used for the infirmary, food service and administration, as the old carpet is a safety hazard for children. Consistent with the direction provided by the Emergency Board in December 2010, the agency and DAS shall bring forward a five-year maintenance plan that is inclusive of funding available within the existing operating budget, community donations, proceeds from the sale of the School for the Blind, and any resources available from other state agencies. The report should also include an update on facility utilization with the improvements sponsored by the Extreme Makeover: Home Edition program. This report shall be considered in conjunction with the work of a legislative interim work group to review deferred maintenance needs and sustainability of the OSD and the staffing model prepared by ODE in response to a budget note adopted with House Bill 5020 (2011) prior to rescheduling the balance of the expenditure limitation.

Department of Community Colleges and Workforce Development

The Subcommittee approved a net increase of \$3.54 million General Fund for the following purposes:

- \$3.4 million General Fund for Oregon's National Career Readiness Certificate (NCRC) and on-the-job training programs which support the Governor's "Getting Oregon Back to Work" initiative. The Subcommittee also approved establishing one limited duration Program Analyst position (1.00 FTE) to support the NCRC. The position is grant funded and the Department has sufficient Federal Funds expenditure limitation.
- \$500,000 General Fund for a one-time expenditure of \$100,000 to the Trucking Solutions Consortium for administration and \$400,000 for a loan program for students participating in commercial driver license training. These loans are not part of a State program and funding is provided only to establish the private program.
- Decreased debt service by \$363,510 to reflect updated principal and interest payments following the April 2011 sale of Article XI-G bonds.

Oregon University System

The Oregon University System (OUS) budget is adjusted in Senate Bill 5508 to reflect the fiscal impact of Senate Bill 242. The OUS budget was reduced \$7,440,000 General Fund to reflect the System now retaining interest on all monies it receives. The interest on tuition and other revenues was previously deposited in the General Fund. To mitigate the impact of this change on the General Fund, OUS agreed to a reduction in its base budget to offset the lost General Fund revenues. OUS is further directed to phase-out an additional \$14,603,000 General Fund during development of its 2013-15 budget request to reflect the 2013-15 lost General Fund revenue estimate of \$22,043,000. Additional changes due to approval of Senate Bill 242 include a \$1,947,230 General Fund reduction to eliminate funding included in the budget to pay Department of Justice costs now that OUS will no longer be represented by the State. OUS estimates it will cost more to retain outside legal counsel, however, so the budget was increased by \$2,307,230 Other Funds to accommodate the increase in legal costs. Reductions of \$236,816 General Fund and

\$1,018,168 Other Funds are made to reflect OUS not paying DAS assessments after July 1, 2012. Additional Other Funds adjustments related to the fiscal impact of Senate Bill 242 include adding \$250,000 for a risk management consultant, \$200,000 for a study on alternative health plans, and \$14,580 due to increasing the membership of the Board of Higher Education to 15 people. Overall, these changes reduce the OUS budget for education and general services by \$9.6 million General Fund and add \$1.8 million Other Funds expenditure limitation. For complete details on the fiscal effects of Senate Bill 242, see the fiscal impact statement issued for Senate Bill 242-C.

Senate Bill 5508 also appropriates \$5,660,047 General Fund for debt service on outstanding Article XI-Q general obligation bonds. The budget for OUS included no debt service for these bonds, which have largely replaced the use of Certificates of Participation.

The Subcommittee approved an additional \$500,000 General Fund for Dispute Resolution services at the University of Oregon and an additional \$150,000 General Fund for the Labor Education Research Center at the University of Oregon. Both increases were made as one time additions in General Fund support for the 2011-13 biennium only.

HUMAN SERVICES

Oregon Health Authority

The Subcommittee approved an additional \$13.9 million Other Funds and \$23.3 million Federal Funds expenditure limitation for the increased hospital benefits for clients in the Oregon Health Plan Standard program. These increased benefits were part of the hospital provider tax expansion, but were contingent on the passage of Senate Bill 204. For this reason the limitation was not included in Senate Bill 5529, the budget bill for the Oregon Health Authority. The Subcommittee also approved the addition of \$600,000 General Fund to mitigate the reduction to the reimbursement rate for durable medical equipment.

In addition, \$300,000 Other Funds expenditure limitation was added to Public Health to restore funding to the Oregon Trauma System. The Seniors Farmers Market Program was increased by \$5,000 Other Funds and \$60,000 Federal Funds expenditure limitation. Revenues from increased medical marijuana fees will fund the state portion of these two items.

The Subcommittee directed the following budget note related to contracts for managed care plans:

BUDGET NOTE

The Oregon Health Authority (OHA) priority shall be to renew contracts of prepaid managed care plans under contract January 1, 2011 within budgetary constraints. The OHA shall not use a competitive bid process or similar process in the renewal of the contracts for prepaid managed care organizations. OHA will work cooperatively with plans to develop capitation rates using realistic pricing structures which are actuarially sound and which address the fiscal viability of the plans given the budget reductions. This structure should reflect the legislatively approved budget and its reductions as well as the need for federal approval in the most expeditious and fiscally prudent manner.

Department of Human Services

The Subcommittee added \$1.5 million Federal Funds expenditure limitation to the Children, Adults and Families budget, based on a federal bonus for Oregon's low negative error rate in administering the Supplemental Nutrition Assistance Program (SNAP/food stamps). The agency expects to use the one-time federal award to offset General Fund expenditures in program administration. The General Fund will be shifted to the Temporary Assistance to Needy Families (TANF) program budget to continue, for at least the first year of the biennium, the \$50 monthly Post-TANF payments for families who are transitioning from TANF cash assistance to employment. House Bill 5030, the department's budget bill, anticipated eliminating these payments for the full 2011-13 biennium as a budget savings action.

The Subcommittee approved an additional \$500,000 General Fund for Oregon Project Independence. Together with funding in House Bill 5030, this brings program funding to \$9.5 million General Fund for the 2011-13 biennium.

After completion of the DHS budget in House Bill 5030, DHS discovered that the budgeted funding level for Type B Area Agencies on Aging (AAAs), who determine long-term care service and financial eligibility and provide adult protective services for seniors and people with physical disabilities, was not sufficient to fund the AAAs at 85% equity relative to state office costs as was intended. The funding level in House Bill 5030 would instead fund Type B AAAs at 83.7% equity. The Subcommittee approved \$279,161 General Fund and \$260,139 Federal Funds to fund the AAAs at 85% equity through February 2012. This allows time for DHS and the AAAs to review the funding allocation model, overall costs, revenues and caseload trends, with the intent that DHS and the AAAs make a recommendation to the 2012 Legislative Assembly for addressing this issue for the balance of the 2011-13 biennium.

An additional \$2 million General Fund and \$3.3 million Federal Funds was approved to partially restore rate reductions slated for certain providers of developmental disability (DD) comprehensive services. The budget continues the DD provider rate reductions implemented as part of the DHS allotment reductions for the 2009-11 biennium, but the added funding will avoid, at least through February 2012, further reductions otherwise expected for the 2011-13 biennium. The added funding will delay the October 1, 2011 4% comprehensive services rate reduction through February 2012 for Adult Supportive Living Services, Adult and Children's 24-Hour DD Residential Services, Employment Services and Children's Proctor Care; and fund brokerage administration at 89% of equity. The funding will not impact the following reductions set to take effect October 1, 2011: 10% reduction to Adult DD Foster Care providers and Community Developmental Disability Programs; a further 4% reduction in Children's DD Foster Care; and a 4% reduction to non-Alternatives to Employment program transportation.

State Commission on Children and Families

An additional 0.25 FTE reduction is made as a technical adjustment to reflect the Commission's final staffing plan to implement its legislatively adopted budget in Senate Bill 5550.

JUDICIAL BRANCH

Judicial Department

The Subcommittee approved adjustments to the budget for the Judicial Department as follows:

- House Bill 2710 transfers funding of the Collection and Revenue Management Program from Other Funds back to the General Fund. This results in a \$28.2 million Other Funds expenditure limitation reduction, with General Fund appropriations of \$9.3 million for third party debt collection fees and \$18.9 million for Personal Service and services and supplies costs. This action does not result in any change to the Department's positions or FTE.
- A General Fund appropriation of \$2 million for Trial and Appellate level operations costs.
- General Fund appropriations for payments to the Oregon Law Commission (\$223,000) and the Council on Court Procedures (\$52,000).
- An Other Funds reduction of \$405,816 for the costs of issuance for Oregon eCourt Program Article XI-Q bonds. The Department's budget will retain \$100,000 for the \$6 million of Article XI-Q bonds approved in House Bill 5005.
- A General Fund Debt Service reduction of \$486,738, which reflects a lower Article XI-Q bond issuance for the Oregon eCourt Program than was assumed in the Governor's recommended budget.

LEGISLATIVE BRANCH

Legislative Counsel Committee

The Other Funds expenditure limitation for the Legislative Counsel Committee is decreased by \$275,000 for payments to the Oregon Law Commission (\$223,000) and the Council on Court Procedures (\$52,000). For the 2011-13 biennium, these two entities will receive a General Fund appropriation through the Oregon Judicial Department (see the Judicial Branch program area narrative above).

NATURAL RESOURCES

State Department of Agriculture

Lottery funds expenditure limitation is increased by \$543,000 on a one-time basis to accommodate 2009-11 carry forward for weed control activities. Due to the excessively wet spring, the Department was unable to complete all the weed control projects originally planned for the 2009-11 biennium.

State Department of Energy

Senate Bill 5508 increases the Department's Other Funds expenditure limitation by \$100,000 for financing and technical assistance to school districts for investments in energy efficiency in the 2011-13 biennium; this includes one limited-duration finance position (1.00 FTE). It also increases Other Funds by \$400,000 for the expenses of one limited-duration Governor's energy policy advisor position (1.00 FTE), for supporting the development of a 10-year plan for energy, and for coordinating other activities related to energy policy within the Office of the Governor and the Department.

The following budget note was approved:

BUDGET NOTE

The Department of Energy will establish a work group to develop policy recommendations to be provided to the Legislature during the February 2012 session relating to large single load customers that result in small utilities being re-designated as large utilities under the renewable portfolio standard. Members of the workgroup shall consist of nine members, appointed as follows:

- The Department of Energy shall appoint:
 - two representatives of the Umatilla Electric Cooperative;
 - one representative of the environmental community;
 - one representative of the natural resource community; and
 - one representative of consumer owned utilities.
- The Co-Speakers of the House of Representatives shall appoint two members, one from each caucus, who shall serve as ex-officio members.
- The Senate President shall appoint two members, one from each caucus, who shall serve as ex-officio members.

A representative of the Governor's office, designated by the Governor, is also invited to participate.

The work group shall:

- examine issues and develop policy recommendations relating to small utilities that have large single load customers, which result in the utilities being reclassified as large utilities under the renewable portfolio standard;
- examine complications resulting from contract requirements between the Bonneville Power Administration and preferred energy customers for Tier II energy contracts, and make recommendations for potential rule or policy changes; and
- submit a report, including findings and recommendations, to the Department of Energy and the interim legislative committees relating to energy and consumer protection no later than February 1, 2012.

Department of Environmental Quality

The Subcommittee approved the following budget note relating to the implementation of new water quality standards:

BUDGET NOTE

By February 15, 2013, DEQ shall report to the Seventy-seventh Legislative Assembly on the status of the water quality standards rules proposed for adoption in June 2011, including whether the rules were adopted by the Environmental Quality Commission (EQC) and approved by the Environmental Protection Agency (EPA). If the standards are adopted and approved, the report shall also include, but need not be limited to:

- the number and types of variances granted;
- a summary of the conditions contained in the variances;
- for each variance application received by DEQ, the cost incurred by a permittee to prepare the variance application as made available by the applicant; and,
- information provided by permittees who applied for a variance on the estimated costs associated with implementing the pollution prevention plan required by the variance and other related fiscal impacts.

By February 15, 2015, DEQ shall report to the Seventy-eighth Legislative Assembly on the status and implementation of the human health toxics standards and any related standards adopted by the EQC and approved by EPA after June 2011. The report shall also include but not be limited to the information listed above.

State Department of Fish and Wildlife

Senate Bill 5508 establishes \$726,928 Other Funds expenditure limitation for State Department of Fish and Wildlife debt service payments for the agency's headquarters building project to be financed with Article XI-Q bonds authorized in HB 5005.

State Forestry Department

The Subcommittee approved an increase of \$414,881 Other Funds for the cost of issuance related to the sale of lottery bonds (\$1.9 million) authorized in House Bill 5036 for the purchase of land in the Gilchrist Forest. The Subcommittee reduced the Private Forests Other Funds expenditure limitation by \$300,000 to remove limitation related to contract services funded by the harvest tax revenue. These services will be accommodated within the Department's total budget authorization for the 2011-13 biennium.

Water Resources Department

Senate Bill 5508 appropriates \$487,062 General Fund to restore a Water Availability Modeler position (\$152,972), a Groundwater Hydrogeologist position (\$159,090) and groundwater research funds (\$125,000) that the Governor's recommended budget proposed to eliminate, and provide \$50,000 services and supplies to contract data systems maintenance and software applications related to the program. Restoring the two positions (2.00 FTE) enables the department to maintain water availability models and hydrographic data needed to make decisions when water right applications, permits, and transfers are evaluated; and identify aquifer boundaries, define water budgets, document the interaction between surface water and groundwater and quantify the impacts of future allocations on senior users and the water resource.

PUBLIC SAFETY

Oregon Criminal Justice Commission

Other Funds expenditure limitation for the Criminal Justice Commission is increased by \$176,384 to provide sufficient limitation for payment to drug courts to comply with the 2005 law that requires the Commission pay 20% of forfeiture collections to drug courts.

Department of Justice

The Subcommittee appropriated \$600,000 General Fund to the Department of Justice for two Crime Victims' programs. The Child Abuse Multidisciplinary Account (CAMI) is to receive \$458,940 General Fund and the Oregon Domestic and Sexual Violence Abuse program is to receive \$141,060 General Fund. These appropriations are in addition to the resources included in the budget bill for the Department of Justice (Senate Bill 5518).

Oregon Military Department

The Subcommittee approved \$7.5 million Other Funds expenditure limitation for the expenditure of Article XI-M seismic rehabilitation bonds approved in House Bill 5005. Additionally, the Subcommittee appropriated \$618,000 in General Fund debt service for the Article XI-M bonds and added \$114,000 Other Funds expenditure limitation for the cost of issuance.

The Subcommittee approved a \$43,737 Other Funds expenditure limitation increase for the cost of issuance of The Dalles Readiness Center's Article XI-Q bonds, as approved in House Bill 5005. This issuance, which will occur late in the 2011-13 biennium, does not have any associated General Fund debt service during the biennium.

Oregon Youth Authority

An additional \$300,000 General Fund is appropriated to the Oregon Youth Authority to enhance funding for east Multnomah County gang intervention services.

TRANSPORTATION

Department of Transportation

The Subcommittee added \$2 million General Fund for Senior and Disabled Transportation operating grants in the Oregon Transportation Department's Public Transit division. Public transit activities include offering mobility grants to communities to ensure equality of opportunity to access transportation systems and services for seniors and individuals with disabilities.

The Subcommittee approved an increase of \$12,503,912 Other Funds expenditure limitation to implement provisions of House Bill 5036 authorizing issuance of lottery bonds for Connect Oregon IV for multimodal transportation projects. This amount includes the cost of issuance and the amount of bond proceeds that is anticipated to be distributed during the biennium.

An additional \$549,715 Other Funds expenditure limitation was approved to correct a calculation error in vacancy savings for Motor Carrier Transportation (\$193,815), Transportation Program Development (\$334,957), and the Transportation Safety Program (\$20,943).

Adjustments to 2009-11 Budgets

Public Utility Commission

Senate Bill 5508 increases the Commission's Other Funds expenditure limitation by \$10,000 for the Board of Maritime Pilots related to Attorney General charges associated with rate cases.

Oregon University System (Department of Higher Education)

Federal Funds expenditure limitation for the Oregon University System is increased by \$3,550. Unallocated federal American Recovery and Reinvestment Act funding is added for 2009-11 to ensure the correct distribution of these funds is maintained between the education sectors as required by the granting authority.

Judicial Department

The Judicial Department budget is increased with a \$499,999 General Fund appropriation for operations. The amount of the appropriation is to ensure that the Department receives seven quarters of House Bill 2287 revenues (\$22,002,005) as anticipated in the Department's 2009-11 legislatively approved budget.

Public Defense Services Commission

The Subcommittee approved a supplemental General Fund appropriation of \$802,570 for the Public Defense Services Account for trial-level public defense. The amount of the appropriation is to ensure that the agency receives seven quarters of House Bill 2287 revenues (\$12,380,573) as anticipated in the Commission's 2009-11 legislatively approved budget.

Oregon Watershed Enhancement Board

Expenditure limitation for this Board is increased by \$800,000 Federal Funds to pay out federal land acquisition grants that the agency expects to expend late in the current biennium.

Department of Transportation

The Subcommittee added \$2 Lottery Funds expenditure limitation for debt service payments for Connect Oregon II for multimodal transportation projects and the Southeast Metro Milwaukie Extension bonds.

SENATE BILL 5508-A
ATTACHMENT A: 2011-13 Agency Adjustments

Agency Name	Appropriation Description	Bill Number	Section/ Sub	Fund	General Fund	Lottery Funds	Other Funds	Federal Funds
ADMINISTRATION								
ADVOCACY COMMISSIONS OFFICE	Operating Expenses	HB 5001	01	GF	(229)	-	-	-
DEPT OF ADMIN SERVICES	Mill Creek Debt Service	SB 5502	01-02	GF	(114,267)	-	-	-
DEPT OF ADMIN SERVICES	Operating Expenses	SB 5502	02-01	OF	-	-	(1,039,691)	-
DEPT OF ADMIN SERVICES	Debt Service (Other)	SB 5502	02-05	OF	-	-	(625,330)	-
DEPT OF ADMIN SERVICES	Debt Service - OPB	SB 5502	03-01	LF	-	(311,063)	-	-
DEPT OF ADMIN SERVICES	Debt Service - Tillamook FEMA Match	SB 5502	03-06	LF	-	(559,068)	-	-
DEPT OF ADMIN SERVICES	Debt Service - Lane Transit District EmX	SB 5502	03-07	LF	-	238,158	-	-
OREGON STATE TREASURY	Administrative Expenses - Operations	HB 5048	01-01	OF	-	-	(92,844)	-
OREGON STATE TREASURY	Administrative Expenses - College Savings	HB 5048	01-02	OF	-	-	(3,362)	-
RACING COMMISSION	Operating Expenses	SB 5543	01	OF	-	-	(48,788)	-
PUB EMPLOYEES RETIREMNT SYSTEM	Administrative and operating expenses	HB 5039	01-01	OF	-	-	(34,511)	-
SECRETARY OF STATE	Executive Office, BSD, ISD, HRD	HB 5041	01-01	GF	(249)	-	-	-
SECRETARY OF STATE	Elections Division	HB 5041	01-02	GF	(6,360)	-	-	-
SECRETARY OF STATE	Archives Division	HB 5041	01-03	GF	(404)	-	-	-
SECRETARY OF STATE	Executive Office, BSD, ISD, HRD	HB 5041	02-01	OF	-	-	(2,390)	-
SECRETARY OF STATE	Audits Division	HB 5041	02-03	OF	-	-	(4,419)	-
SECRETARY OF STATE	Archives Division	HB 5041	02-04	OF	-	-	(122)	-
SECRETARY OF STATE	Corporation Division	HB 5041	02-05	OF	-	-	10,191	-
SECRETARY OF STATE	Help America Vote Act	HB 5041	03	FF	-	-	-	(45)
LIQUOR CONTROL COMMISSION	Administrative expenses	SB 5522	01-01	OF	-	-	6,755	-
DEPT OF REVENUE	Administrative Expenses	HB 5040	01	GF	(259,006)	-	-	-
DEPT OF REVENUE	Operating Expenses	HB 5040	02	OF	-	-	(56,229)	-
EMPLOYMENT RELATIONS BOARD	Assessments of agencies transferred to DAS	SB 5510	03	OF	-	-	(1,811)	-
OFFICE OF THE GOVERNOR	Operating Expenses	HB 5025	01	GF	(8,746)	-	-	-
OFFICE OF THE GOVERNOR	Economic Revitalization Team	HB 5025	03	LF	-	(943)	-	-
OFFICE OF THE GOVERNOR	Operating Expenses	HB 5025	04	OF	-	-	(862)	-
GOVERNMENT ETHICS COMMISSION	Other Funds	HB 5024	01	OF	-	-	(1,354)	-
OREGON STATE LIBRARY	Operating Expenses	SB 5521	01	GF	(1,859)	-	-	-
OREGON STATE LIBRARY	Operating Expenses - Assessments	SB 5521	03	OF	-	-	(2,711)	-
OREGON STATE LIBRARY	Operating Expenses - Non-Assessment	SB 5521	02	OF	-	-	(71)	-
OREGON STATE LIBRARY	Operating Expenses	SB 5521	04	FF	-	-	-	(1,776)
CONSUMER AND BUSINESS SERVICES								
STATE BOARD OF ACCOUNTANCY	Operating Expenses	SB 5501	01	OF	-	-	(9,129)	-
TAX PRACTITIONERS BOARD	Operating Expenses	HB 5044	01	OF	-	-	(3,095)	-
CONSTRUCTION CONTRACTOR BOARD	Operating Expenses	HB 5012	01	OF	-	-	(10,154)	-
COUNSELORS AND THERAPISTS BRD	Operating Expenses	HB 5015	01	OF	-	-	1,195	-
PSYCHOLOGISTS EXAMINERS BOARD	Operating Expenses	HB 5038	01	OF	-	-	(42,775)	-
CHIROPRACTIC EXAMINERS BOARD	Operating Expenses	HB 5007	01	OF	-	-	3,255	-
CLINICAL SOCIAL WORKERS BOARD	Operating Expenses	HB 5008	01	OF	-	-	(441)	-
OREGON BOARD OF DENTISTRY	Operating Expenses	HB 5017	01	OF	-	-	(7,473)	-
HEALTH RELATED LICENSING BRDS	State Mortuary and Cemetary Board	HB 5028	02	OF	-	-	10,034	-
HEALTH RELATED LICENSING BRDS	Board of Naturopathic Examiners	HB 5028	03	OF	-	-	11,026	-
HEALTH RELATED LICENSING BRDS	Occupational Therapy Licensing Board	HB 5028	04	OF	-	-	(207)	-
HEALTH RELATED LICENSING BRDS	Board of Medical Imaging	HB 5028	05	OF	-	-	(4,822)	-
HEALTH RELATED LICENSING BRDS	State Board of Examiners for Speech-Language Pathology and Audiology	HB 5028	06	OF	-	-	1,452	-

SENATE BILL 5508-A
ATTACHMENT A: 2011-13 Agency Adjustments

Agency Name	Appropriation Description	Bill Number	Section/ Sub	Fund	General Fund	Lottery Funds	Other Funds	Federal Funds
HEALTH RELATED LICENSING BRDS	Oregon State Veterinary Medical Examining Board	HB 5028	07	OF	-	-	4,633	-
OREGON HEALTH LICENSING AGENCY	Operating Expenses	HB 5026	01	OF	-	-	(19,614)	-
BUREAU OF LABOR AND INDUSTRIES	Operating Expenses	SB 5519	01	GF	(10,650)	-	-	-
BUREAU OF LABOR AND INDUSTRIES	Operating Expenses	SB 5519	02	OF	-	-	(3,637)	-
BUREAU OF LABOR AND INDUSTRIES	Operating Expenses	SB 5519	04	FF	-	-	-	(819)
PUBLIC UTILITY COMMISSION	Utility program	SB 5542	01-01	OF	-	-	(5,168)	-
PUBLIC UTILITY COMMISSION	Residential Service Protection Fund	SB 5542	01-02	OF	-	-	(286)	-
PUBLIC UTILITY COMMISSION	Administration	SB 5542	01-03	OF	-	-	(17,065)	-
PUBLIC UTILITY COMMISSION	Board of Maritime Pilots	SB 5542	01-04	OF	-	-	(71)	-
PUBLIC UTILITY COMMISSION	Operating Expenses	SB 5542	02	FF	-	-	-	(36)
DEPT OF CONSUMER/BSN SERVICES	Operating Expenses	HB 5013	01	OF	-	-	(506,788)	-
DEPT OF CONSUMER/BSN SERVICES	Operating Expenses	HB 5013	02	FF	-	-	-	(2,438)
REAL ESTATE AGENCY	Operating Expenses	SB 5544	01	OF	-	-	(33,430)	-
BOARD OF NURSING	Operating Expenses	SB 5527	01	OF	-	-	(55,413)	-
OREGON MEDICAL BOARD	Operating Expenses	SB 5526	01	OF	-	-	(2,002)	-
PHARMACY, OREGON BOARD OF	Operating Expenses	SB 5536	01	OF	-	-	2,463	-
ECONOMIC DEVELOPMENT								
OREGON BUSINESS DEVELOPMENT DEF Arts		SB 5528	01	GF	(1,316)	-	-	-
OREGON BUSINESS DEVELOPMENT DEF Business, Innovation and Trade		SB 5528	02-01	OF	-	-	(912)	-
OREGON BUSINESS DEVELOPMENT DEF Infrastructure Financing		SB 5528	02-02	OF	-	-	(9,335)	-
OREGON BUSINESS DEVELOPMENT DEF Shared Services		SB 5528	02-03	OF	-	-	(1,923)	-
OREGON BUSINESS DEVELOPMENT DEF Arts & Cultural Trust		SB 5528	02-04	OF	-	-	(1,614)	-
OREGON BUSINESS DEVELOPMENT DEF Debt Service		SB 5528	02-05	OF	-	-	-	-
OREGON BUSINESS DEVELOPMENT DEF Business, Innovation and Trade		SB 5528	03-01a	LF	-	(8,976)	-	-
OREGON BUSINESS DEVELOPMENT DEF Shared Services		SB 5528	03-01b	LF	-	(11,753)	-	-
OREGON BUSINESS DEVELOPMENT DEF Debt service on lottery bonds		SB 5528	03-01d	LF	-	(7,636,301)	-	-
OREGON BUSINESS DEVELOPMENT DEF Business, Innovation and Trade		SB 5528	04-01	FF	-	-	-	(8)
OREGON BUSINESS DEVELOPMENT DEF Infrastructure Financing		SB 5528	04-02	FF	-	-	-	(158)
DEPT OF HOUSING/COMMUNITY SVCS	Operating Expenses	SB 5515	01	GF	822	-	-	-
DEPT OF HOUSING/COMMUNITY SVCS	Operating Expenses	SB 5515	02-01	OF	-	-	140,692	-
DEPT OF HOUSING/COMMUNITY SVCS	Debt service on lottery bonds	SB 5515	03	LF	-	(893,958)	-	-
DEPT OF HOUSING/COMMUNITY SVCS	Operating Expenses	SB 5515	04	FF	-	-	-	26,833
DEPT OF VETERANS AFFAIRS	Vets' Services Organizations Payments	SB 5546	01-03	GF	(572)	-	-	-
DEPT OF VETERANS AFFAIRS	Vets' Services Organizations Payments	SB 5546	02-01	OF	-	-	(39,377)	-
DEPT OF EMPLOYMENT	Operating budget	SB 5509	02-01	OF	-	-	1,204,757	-
DEPT OF EMPLOYMENT	Operating budget	SB 5509	05	FF	-	-	-	(365,884)
EDUCATION								
TEACHER STANDARDS/PRACTICES	Operating Expenses	SB 5545	01	OF	-	-	7,367	-
STUDENT ASSISTANCE COMMISSION	Office of Degree Authorization	HB 5043	01-04	GF	(359)	-	-	-
STUDENT ASSISTANCE COMMISSION	Operations	HB 5043	02	OF	-	-	(5,890)	-
STUDENT ASSISTANCE COMMISSION	Operations	HB 5043	01-03	GF	(3,546)	-	-	-
DEPARTMENT OF HIGHER EDUCATION	Education and general services of higher education	SB 5532	01-01	GF	(79,021)	-	-	-
DEPARTMENT OF HIGHER EDUCATION	Agricultural Experiment Station and the branch experiment stations of Oregon State University	SB 5532	01-02	GF	(6,578)	-	-	-
DEPARTMENT OF HIGHER EDUCATION	Extension Service of Oregon State University	SB 5532	01-03	GF	(6,176)	-	-	-
DEPARTMENT OF HIGHER EDUCATION	Forest Research Laboratory of Oregon State University	SB 5532	01-04	GF	(760)	-	-	-

SENATE BILL 5508-A
ATTACHMENT A: 2011-13 Agency Adjustments

Agency Name	Appropriation Description	Bill Number	Section/ Sub	Fund	General Fund	Lottery Funds	Other Funds	Federal Funds
DEPARTMENT OF HIGHER EDUCATION	Debt service on outstanding general obligation bonds	SB 5532	01-05-a	GF	(4,613,989)	-	-	-
DEPARTMENT OF HIGHER EDUCATION	Debt service for COPs	SB 5532	01-05-b	GF	(8,483,611)	-	-	-
DEPARTMENT OF HIGHER EDUCATION	Repayment to Dept of Energy (Debt Service)	SB 5532	01-05-c	GF	2,085,658	-	-	-
DEPARTMENT OF HIGHER EDUCATION	Education and general services of higher education	SB 5532	02-01	OF	-	-	(247,055)	-
DEPARTMENT OF HIGHER EDUCATION	Agricultural Experiment Station and the branch experiment stations of Oregon State University	SB 5532	02-02	OF	-	-	(2,191)	-
DEPARTMENT OF HIGHER EDUCATION	Extension Service of Oregon State University	SB 5532	02-03	OF	-	-	(1,361)	-
DEPARTMENT OF HIGHER EDUCATION	Forest Research Laboratory of Oregon State University	SB 5532	02-04	OF	-	-	(1,466)	-
DEPARTMENT OF HIGHER EDUCATION	Debt service on lottery bonds	SB 5532	04	LF	-	(2,450,028)	-	-
COMMUNITY COLLEGES DEPARTMENT	Operations	HB 5011	01-01	GF	(9,475)	-	-	-
COMMUNITY COLLEGES DEPARTMENT	Operations	HB 5011	02-01	OF	-	-	(4,956)	-
COMMUNITY COLLEGES DEPARTMENT	Oregon Youth Conservation Corps	HB 5011	02-02	OF	-	-	(67)	-
COMMUNITY COLLEGES DEPARTMENT	Operations	HB 5011	03	FF	-	-	-	(18,423)
COMMUNITY COLLEGES DEPARTMENT	Debt service on lottery bonds	HB 5011	08	LF	-	(586,989)	-	-
DEPT OF EDUCATION	Operations	HB 5020	01-01	GF	(242,493)	-	-	-
DEPT OF EDUCATION	Operations	HB 5020	03-01	OF	-	-	(95,444)	-
DEPT OF EDUCATION	Oregon State Schools for the Deaf	HB 5020	03-02	OF	-	-	(2,358)	-
DEPT OF EDUCATION	Youth Corrections Education Program	HB 5020	03-05	OF	-	-	(1,229)	-
DEPT OF EDUCATION	Operations	HB 5020	04-01	FF	-	-	-	(75,881)
DEPT OF EDUCATION	Debt service on lottery bonds	HB 5020	07	LF	-	(935,761)	-	-
DEPT OF EDUCATION	Debt service on lottery bonds (OEF)	HB 5020	08	LF	-	(322,502)	-	-
HUMAN SERVICES								
LONG TERM CARE OMBUDSMAN	Operating Expenses	SB 5524	01	GF	(1,439)	-	-	-
LONG TERM CARE OMBUDSMAN	Operating Expenses	SB 5524	02	OF	-	-	(183)	-
COMMISSION FOR THE BLIND	Operating Expenses	SB 5503	01	GF	(1,512)	-	-	-
COMMISSION FOR THE BLIND	Operating Expenses	SB 5503	02	OF	-	-	(5,298)	-
COMMISSION FOR THE BLIND	Operating Expenses	SB 5503	03	FF	-	-	-	(41,149)
PSYCHIATRIC REVIEW BOARD	Operating Expenses	SB 5539	01	GF	(552)	-	-	-
PSYCHIATRIC REVIEW BOARD	Operating Expenses	SB 5539	02	OF	-	-	-	-
DEPT OF HUMAN SERVICES	Central Services	HB 5030	01-01	GF	(5,183)	-	-	-
DEPT OF HUMAN SERVICES	Children, Adults and Families	HB 5030	01-02	GF	(693,929)	-	-	-
DEPT OF HUMAN SERVICES	Seniors and People with Disabilities	HB 5030	01-03	GF	(250,138)	-	-	-
DEPT OF HUMAN SERVICES	Debt Service	HB 5030	01-04	GF	(73,213)	-	-	-
DEPT OF HUMAN SERVICES	Central Services	HB 5030	02-01	OF	-	-	(946)	-
DEPT OF HUMAN SERVICES	Children, Adults and Families	HB 5030	02-02	OF	-	-	(38,928)	-
DEPT OF HUMAN SERVICES	Seniors and People with Disabilities	HB 5030	02-03	OF	-	-	(6,453)	-
DEPT OF HUMAN SERVICES	Shared Services	HB 5030	02-04	OF	-	-	(175,921)	-
DEPT OF HUMAN SERVICES	Central Services	HB 5030	03-01	FF	-	-	-	30,542
DEPT OF HUMAN SERVICES	Children, Adults and Families	HB 5030	03-02	FF	-	-	-	(824,071)
DEPT OF HUMAN SERVICES	Seniors and People with Disabilities	HB 5030	03-03	FF	-	-	-	(400,838)
COMMISSION ON CHILDREN/FAMILIES	General Fund	SB 5550	01	GF	(5,608)	-	-	-
OREGON HEALTH AUTHORITY	Programs	SB 5529	01-01	GF	(578,758)	-	-	-
OREGON HEALTH AUTHORITY	Central Services	SB 5529	01-02	GF	(8,386)	-	-	-
OREGON HEALTH AUTHORITY	Debt Service	SB 5529	01-04	GF	96,134	-	-	-
OREGON HEALTH AUTHORITY	Programs	SB 5529	02-01	OF	-	-	(164,642)	-
OREGON HEALTH AUTHORITY	Central Services	SB 5529	02-02	OF	-	-	(2,149)	-
OREGON HEALTH AUTHORITY	Shared Services	SB 5529	02-03	OF	-	-	(306,791)	-

SENATE BILL 5508-A
ATTACHMENT A: 2011-13 Agency Adjustments

Agency Name	Appropriation Description	Bill Number	Section/ Sub	Fund	General Fund	Lottery Funds	Other Funds	Federal Funds
OREGON HEALTH AUTHORITY	Debt Service	SB 5529	02-04	OF	-	-	(7,053,790)	-
OREGON HEALTH AUTHORITY	Programs	SB 5529	04-01	FF	-	-	-	(412,885)
OREGON HEALTH AUTHORITY	Central Services	SB 5529	04-02	FF	-	-	-	57,432
JUDICIAL BRANCH								
JUDICIAL FIT OR DISABILITY COM	Operations	SB 5517	01-01	GF	(45)	-	-	-
JUDICIAL DEPARTMENT	Operations	SB 5516	01-02	GF	(136,824)	-	-	-
JUDICIAL DEPARTMENT	Mandated payments	SB 5516	01-03	GF	(272)	-	-	-
JUDICIAL DEPARTMENT	Debt Service	SB 5516	01-05	GF	(2,790,843)	-	-	-
JUDICIAL DEPARTMENT	Operations	SB 5516	02-01	OF	-	-	(801)	-
JUDICIAL DEPARTMENT	Operations	SB 5516	04	FF	-	-	-	(7)
PUBLIC DEFENSE SERVICES	Appellate Division	SB 5540	01-01	GF	(12,289)	-	-	-
PUBLIC DEFENSE SERVICES	Contract and Business Services Division	SB 5540	01-03	GF	(3,410)	-	-	-
LEGISLATIVE BRANCH								
LEGISLATIVE ADMIN COMMITTEE	General program	SB 5520	01-01	GF	(17,594)	-	-	-
LEGISLATIVE ASSEMBLY	Presiding Officers, caucuses, desks	SB 5520	04-01	GF	(24,066)	-	-	-
LEGISLATIVE ASSEMBLY	Assembly - interim	SB 5520	05-01	GF	(1,624)	-	-	-
LEGISLATIVE ASSEMBLY	Assembly - session	SB 5520	05-02	GF	(2,375)	-	-	-
LEGISLATIVE COUNSEL COMMITTEE	Operating Expenses	SB 5520	09	GF	(5,286)	-	-	-
LEGISLATIVE FISCAL OFFICER	Operating Expenses	SB 5520	12	GF	(2,667)	-	-	-
LEGISLATIVE REVENUE OFFICE	Operating Expenses	SB 5520	13	GF	(756)	-	-	-
INDIAN SERVICES COMMISSION	Operating Expenses	SB 5520	14	GF	(201)	-	-	-
NATURAL RESOURCES								
MARINE BOARD	Administration and education	SB 5525	01-01	OF	-	-	(11,610)	-
MARINE BOARD	Administration and education	SB 5525	02-01	FF	-	-	-	(466)
DEPARTMENT OF ENERGY	Operations	SB 5511	01	OF	-	-	(14,134)	-
DEPARTMENT OF ENERGY	Operations	SB 5511	03	FF	-	-	-	(181)
DEPT OF GEOLOGY AND INDUSTRIES	General Fund	SB 5514	01	GF	(2,846)	-	-	-
DEPT OF GEOLOGY AND INDUSTRIES	Other funds	SB 5514	02	OF	-	-	(663)	-
DEPT OF GEOLOGY AND INDUSTRIES	Federal funds	SB 5514	03	FF	-	-	-	(927)
DEPT OF PARKS AND RECREATION	Central Services	SB 5534	01-02	OF	-	-	(50,836)	-
DEPT OF PARKS AND RECREATION	Central Services	SB 5534	02-02	LF	-	(32,312)	-	-
LAND USE APPEALS BOARD	General Fund	HB 5034	01	GF	(597)	-	-	-
LAND USE APPEALS BOARD	Other funds	HB 5034	02	OF	-	-	(24)	-
DEPT OF WATER RESOURCES	Water resources program	HB 5049	01	GF	(15,771)	-	-	-
DEPT OF WATER RESOURCES	Debt service on lottery bonds	HB 5049	02	LF	-	152,455	-	-
DEPT OF WATER RESOURCES	Water resources program	HB 5049	03-01	OF	-	-	(2,485)	-
DEPT OF WATER RESOURCES	Water development fund	HB 5049	03-02	OF	-	-	(31)	-
DEPT OF WATER RESOURCES	Operating Expenses	HB 5049	04	FF	-	-	-	(22)
WATERSHED ENHANCEMENT BOARD	Watershed Improvement Operating Fund	SB 5547	05	LF	-	(8,025)	-	-
WATERSHED ENHANCEMENT BOARD	Operations - Oregon Plan Activities	SB 5547	06	FF	-	-	-	(133)
WATERSHED ENHANCEMENT BOARD	Operations - Oregon Plan Activities	SB 5547	07	OF	-	-	(15)	-
DEPARTMENT OF STATE LANDS	Common School Fund programs	HB 5042	01-01	OF	-	-	(33,568)	-
DEPARTMENT OF STATE LANDS	Oregon Removal-Fill Mitigation Fund	HB 5042	01-02	OF	-	-	(44)	-
DEPARTMENT OF STATE LANDS	Natural Heritage Advisory Council	HB 5042	01-03	OF	-	-	(10)	-
DEPARTMENT OF STATE LANDS	South Slough National Estuarine Research Reserve operations	HB 5042	01-04	OF	-	-	(1,056)	-

SENATE BILL 5508-A
ATTACHMENT A: 2011-13 Agency Adjustments

Agency Name	Appropriation Description	Bill Number	Section/ Sub	Fund	General Fund	Lottery Funds	Other Funds	Federal Funds
DEPARTMENT OF STATE LANDS	Common School Fund programs	HB 5042	02-01	FF	-	-	-	(24)
DEPARTMENT OF STATE LANDS	South Slough National Estuarine Research Reserve operations	HB 5042	02-03	FF	-	-	-	(1,020)
DEPT OF AGRICULTURE	Food Safety	HB 5002	01-02	GF	(4,323)	-	-	-
DEPT OF AGRICULTURE	Natural Resources	HB 5002	01-03	GF	(2,085)	-	-	-
DEPT OF AGRICULTURE	Agricultural Development	HB 5002	01-04	GF	(2,506)	-	-	-
DEPT OF AGRICULTURE	Administrative and Support Services	HB 5002	02-01	OF	-	-	(2,243)	-
DEPT OF AGRICULTURE	Food Safety	HB 5002	02-02	OF	-	-	(11,003)	-
DEPT OF AGRICULTURE	Natural Resources	HB 5002	02-03	OF	-	-	(12,017)	-
DEPT OF AGRICULTURE	Agricultural Development	HB 5002	02-04	OF	-	-	(8,294)	-
DEPT OF AGRICULTURE	Parks and Natural Resources Fund	HB 5002	03	LF	-	(4,557)	-	-
DEPT OF AGRICULTURE	Food Safety	HB 5002	04-01	FF	-	-	-	(47)
DEPT OF AGRICULTURE	Natural Resources	HB 5002	04-02	FF	-	-	-	(475)
DEPT OF AGRICULTURE	Agricultural Development	HB 5002	04-03	FF	-	-	-	(487)
DEPT OF ENVIRONMENTAL QUALITY	Air quality	HB 5022	01-01	GF	(507)	-	-	-
DEPT OF ENVIRONMENTAL QUALITY	Water quality	HB 5022	01-02	GF	(1,856)	-	-	-
DEPT OF ENVIRONMENTAL QUALITY	Land quality	HB 5022	01-03	GF	(54)	-	-	-
DEPT OF ENVIRONMENTAL QUALITY	Cross program	HB 5022	01-04	GF	(23)	-	-	-
DEPT OF ENVIRONMENTAL QUALITY	Air quality	HB 5022	02-01	OF	-	-	(7,575)	-
DEPT OF ENVIRONMENTAL QUALITY	Water quality	HB 5022	02-02	OF	-	-	(4,865)	-
DEPT OF ENVIRONMENTAL QUALITY	Land quality	HB 5022	02-03	OF	-	-	(4,227)	-
DEPT OF ENVIRONMENTAL QUALITY	Cross program	HB 5022	02-04	OF	-	-	(6)	-
DEPT OF ENVIRONMENTAL QUALITY	Agency management	HB 5022	02-05	OF	-	-	(125,857)	-
DEPT OF ENVIRONMENTAL QUALITY	Parks and Natural Resources Fund	HB 5022	03	LF	-	(856)	-	-
DEPT OF ENVIRONMENTAL QUALITY	Air quality	HB 5022	05-01	FF	-	-	-	(814)
DEPT OF ENVIRONMENTAL QUALITY	Water quality	HB 5022	05-02	FF	-	-	-	(1,188)
DEPT OF ENVIRONMENTAL QUALITY	Land quality	HB 5022	05-03	FF	-	-	-	(1,348)
DEPT OF ENVIRONMENTAL QUALITY	Cross program	HB 5022	05-04	FF	-	-	-	(97)
DEPT OF FISH AND WILDLIFE	Fish Division	SB 5513	01-01	GF	(257)	-	-	-
DEPT OF FISH AND WILDLIFE	Wildlife Division	SB 5513	01-02	GF	(35)	-	-	-
DEPT OF FISH AND WILDLIFE	Administration Division	SB 5513	01-03	GF	(22,619)	-	-	-
DEPT OF FISH AND WILDLIFE	Fish Division	SB 5513	02-01	OF	-	-	(4,106)	-
DEPT OF FISH AND WILDLIFE	Wildlife Division	SB 5513	02-02	OF	-	-	(3,552)	-
DEPT OF FISH AND WILDLIFE	Administrative Services Division	SB 5513	02-03	OF	-	-	(99,257)	-
DEPT OF FISH AND WILDLIFE	Capital Improvement	SB 5513	02-04	OF	-	-	(172)	-
DEPT OF FISH AND WILDLIFE	Fish Division	SB 5513	04-01	FF	-	-	-	(3,120)
DEPT OF FISH AND WILDLIFE	Wildlife Division	SB 5513	04-02	FF	-	-	-	(987)
DEPT OF FISH AND WILDLIFE	Administrative Services Division	SB 5513	04-03	FF	-	-	-	(57)
DEPT OF FORESTRY	Fire Protection	HB 5023	01-01	GF	(25,985)	-	-	-
DEPT OF FORESTRY	Private forests	HB 5023	01-02	GF	(6,436)	-	-	-
DEPT OF FORESTRY	Debt Service	HB 5023	01-03	GF	(48,018)	-	-	-
DEPT OF FORESTRY	Agency administration	HB 5023	02-01	OF	-	-	(81,246)	-
DEPT OF FORESTRY	Protection from fire	HB 5023	02-02	OF	-	-	(66,576)	-
DEPT OF FORESTRY	State forests	HB 5023	02-03	OF	-	-	(61,666)	-
DEPT OF FORESTRY	Private forests	HB 5023	02-04	OF	-	-	(7,257)	-
DEPT OF FORESTRY	Debt Service	HB 5023	02-06	OF	-	-	(19,077)	-
DEPT OF FORESTRY	Equipment pool	HB 5023	02-07	OF	-	-	(26,752)	-
DEPT OF FORESTRY	Facilities maintenance and management	HB 5023	02-08	OF	-	-	(64)	-
DEPT OF FORESTRY	Debt service on lottery bonds	HB 5023	03	LF	-	175,837	-	-

SENATE BILL 5508-A
ATTACHMENT A: 2011-13 Agency Adjustments

Agency Name	Appropriation Description	Bill Number	Section/ Sub	Fund	General Fund	Lottery Funds	Other Funds	Federal Funds
DEPT OF FORESTRY	Agency administration	HB 5023	04-01	FF	-	-	-	(472)
DEPT OF FORESTRY	Protection from fire	HB 5023	04-02	FF	-	-	-	(5,779)
DEPT OF FORESTRY	Private forests	HB 5023	04-04	FF	-	-	-	(2,808)
DEPT OF LAND CONSERVTN/DEVELOP	Planning program	HB 5032	01-01	GF	(8,499)	-	-	-
DEPT OF LAND CONSERVTN/DEVELOP	Operating expenses	HB 5032	02	OF	-	-	(55)	-
DEPT OF LAND CONSERVTN/DEVELOP	Planning program	HB 5032	03	FF	-	-	-	(3,008)
COLUMBIA RIVER GORGE COMMISSION	Operating Expenses	HB 5010	01	GF	(54)	-	-	-
PUBLIC SAFETY								
BOARD OF PAROLE/POST PRISON	General Fund	SB 5535	01	GF	(1,693)	-	-	-
OREGON STATE POLICE	Patrol services, criminal investigations and gaming enforcement	SB 5537	01-01	GF	(121,630)	-	-	-
OREGON STATE POLICE	Fish and wildlife enforcement	SB 5537	01-02	GF	(3,867)	-	-	-
OREGON STATE POLICE	Forensic services and State Medical Examiner	SB 5537	01-03	GF	(20,086)	-	-	-
OREGON STATE POLICE	Administrative Services, Criminal Justice information services and Office of the State Fire Marshal	SB 5537	01-04	GF	(38,137)	-	-	-
OREGON STATE POLICE	Fish and wildlife enforcement	SB 5537	02-02	OF	-	-	(14,755)	-
OREGON STATE POLICE	Forensic services and State Medical Examiner	SB 5537	02-03	OF	-	-	(195)	-
OREGON STATE POLICE	Administrative Services, Criminal Justice information services and Office of the State Fire Marshal	SB 5537	02-04	OF	-	-	(30,270)	-
OREGON STATE POLICE	Fish and wildlife enforcement	SB 5537	03-02	FF	-	-	-	(737)
OREGON STATE POLICE	Administrative Services, Criminal Justice information services and Office of the State Fire Marshal	SB 5537	03-04	FF	-	-	-	(458)
OREGON STATE POLICE	Fish and wildlife enforcement	SB 5537	04-00	LF	-	(4,692)	-	-
DEPT OF CORRECTIONS	Operations and health services	SB 5505	01-01	GF	(45,050)	-	-	-
DEPT OF CORRECTIONS	Administration, public services, general services and human resources	SB 5505	01-02	GF	(781,145)	-	-	-
DEPT OF CORRECTIONS	Transitional services	SB 5505	01-03	GF	(11,505)	-	-	-
DEPT OF CORRECTIONS	Debt Service	SB 5505	01-05	GF	(3,022,038)	-	-	-
DEPT OF CORRECTIONS	Operations and health services	SB 5505	02-01	OF	-	-	(4,402)	-
DEPT OF CORRECTIONS	Administration, public services, and general services	SB 5505	02-02	OF	-	-	(85,615)	-
DEPT OF CORRECTIONS	Transitional services	SB 5505	02-03	OF	-	-	(13)	-
CRIMINAL JUSTICE COMMISSION	General Fund	SB 5507	01	GF	(1,421)	-	-	-
CRIMINAL JUSTICE COMMISSION	Other funds	SB 5507	02	OF	-	-	(50)	-
CRIMINAL JUSTICE COMMISSION	Federal funds	SB 5507	03	FF	-	-	-	(191)
DISTRICT ATTORNEYS/DEPUTIES	Department of Justice for District Attorneys	HB 5019	01	GF	(3,060)	-	-	-
DEPT OF JUSTICE	Operating Expenses	SB 5518	01	GF	(107,062)	-	-	-
DEPT OF JUSTICE	Operating Expenses	SB 5518	02	OF	-	-	(460,491)	-
DEPT OF JUSTICE	Operating Expenses	SB 5518	03	FF	-	-	-	(514,045)
DEPT OF MILITARY	Administration	HB 5037	01-01	GF	(8,530)	-	-	-
DEPT OF MILITARY	Operations	HB 5037	01-02	GF	(17,641)	-	-	-
DEPT OF MILITARY	Emergency Management	HB 5037	01-03	GF	(388)	-	-	-
DEPT OF MILITARY	Community Support	HB 5037	01-04	GF	(513)	-	-	-
DEPT OF MILITARY	Capital Debt Service and Related Costs	HB 5037	01-05	GF	(211,996)	-	-	-
DEPT OF MILITARY	Administration	HB 5037	02-01	OF	-	-	(466)	-
DEPT OF MILITARY	Operations	HB 5037	02-02	OF	-	-	(1,066)	-
DEPT OF MILITARY	Emergency Management	HB 5037	02-03	OF	-	-	(3,495)	-
DEPT OF MILITARY	Community Support	HB 5037	02-04	OF	-	-	(17)	-
DEPT OF MILITARY	Operations	HB 5037	03-01	FF	-	-	-	(26,146)

SENATE BILL 5508-A
ATTACHMENT A: 2011-13 Agency Adjustments

Agency Name	Appropriation Description	Bill Number	Section/ Sub	Fund	General Fund	Lottery Funds	Other Funds	Federal Funds	
DEPT OF MILITARY	Emergency Management	HB 5037	03-02	FF	-	-	-	(2,475)	
DEPT OF MILITARY	Community Support	HB 5037	03-03	FF	-	-	-	(1,647)	
PUBLIC SAFETY/STDS/TRAINING	Operations	SB 5541	02	OF	-	-	(40,497)	-	
OREGON YOUTH AUTHORITY	Operations	SB 5549	01-01	GF	(156,486)	-	-	-	
OREGON YOUTH AUTHORITY	Debt Service	SB 5549	01-02	GF	(159,158)	-	-	-	
OREGON YOUTH AUTHORITY	Operations	SB 5549	03	FF	-	-	-	(4,584)	
TRANSPORTATION									
AVIATION DEPARTMENT	Operations	HB 5004	01-01	OF	-	-	(2,668)	-	
OREGON DEPT OF TRANSPORTATION	Maintenance and emergency relief program	HB 5046	02-02	OF	-	-	(562,909)	-	
OREGON DEPT OF TRANSPORTATION	Preservation program	HB 5046	02-03	OF	-	-	(6,613)	-	
OREGON DEPT OF TRANSPORTATION	Bridge program	HB 5046	02-04	OF	-	-	(21,791)	-	
OREGON DEPT OF TRANSPORTATION	Operations program	HB 5046	02-05	OF	-	-	(76,146)	-	
OREGON DEPT OF TRANSPORTATION	Modernization program	HB 5046	02-06	OF	-	-	(3,562)	-	
OREGON DEPT OF TRANSPORTATION	Special programs	HB 5046	02-07	OF	-	-	(625,605)	-	
OREGON DEPT OF TRANSPORTATION	Local government program	HB 5046	02-08	OF	-	-	(7,778)	-	
OREGON DEPT OF TRANSPORTATION	Driver and motor vehicle services	HB 5046	02-09	OF	-	-	(1,862,141)	-	
OREGON DEPT OF TRANSPORTATION	Motor carrier transportation	HB 5046	02-10	OF	-	-	(92,287)	-	
OREGON DEPT OF TRANSPORTATION	Transportation program development	HB 5046	02-11	OF	-	-	(103,298)	-	
OREGON DEPT OF TRANSPORTATION	Public transit	HB 5046	02-13	OF	-	-	(3,625)	-	
OREGON DEPT OF TRANSPORTATION	Rail	HB 5046	02-14	OF	-	-	(11,201)	-	
OREGON DEPT OF TRANSPORTATION	Transportation safety	HB 5046	02-15	OF	-	-	(14,980)	-	
OREGON DEPT OF TRANSPORTATION	Central services	HB 5046	02-16	OF	-	-	(1,903,041)	-	
OREGON DEPT OF TRANSPORTATION	Debt Service	HB 5046	02-17	OF	-	-	(17,906,875)	-	
OREGON DEPT OF TRANSPORTATION	Motor carrier transportation	HB 5046	03-02	FF	-	-	-	(1,123)	
OREGON DEPT OF TRANSPORTATION	Transportation program development	HB 5046	03-03	FF	-	-	-	(2,272)	
OREGON DEPT OF TRANSPORTATION	Public transit	HB 5046	03-04	FF	-	-	-	(5,164)	
OREGON DEPT OF TRANSPORTATION	Transportation safety	HB 5046	03-06	FF	-	-	-	(21,148)	
OREGON DEPT OF TRANSPORTATION	Debt service on lottery bonds	HB 5046	04-01	LF	-	(11,276,491)	-	-	
TOTAL						(21,137,899)	(24,477,825)	(33,909,520)	(2,633,061)

REVENUE: Revenue Impact Issued
FISCAL: Fiscal Impact Issued

Action: Do Pass
Vote: 11-1-0
House Yeas: Bentz, Brewer, Gelser, Read, Wand, Bailey, Berger
Senate Yeas: Hass, Morse, Telfer, Burdick
Nays: Barnhart
Exc.: 0
Prepared By: Chris Allanach, Economist
Meeting Dates: 5/19

WHAT THE BILL DOES: Creates the Oregon Low Income Community Jobs Initiative. Creates a tax credit against income and corporate excise taxes equal to 39 percent of the cost of a qualified equity investment. States that the credit is taken over seven years – no credit for the first two years, a seven percent credit in year three, and an eight percent credit in each of the subsequent four tax years. States that the credit is nonrefundable but may be carried forward to any tax year. Limits the total amount of tax credits that may be claimed in any tax year to \$16 million. Specifies conditions that must be met for a taxpayer to be eligible for the credit and requires a nonrefundable application fee of \$20,000. Excludes businesses that receive more than 15 percent of their revenue from real estate. Limits the amount of qualified investments in a qualified business to \$4 million. Applies to qualified investments made between July 1, 2012 and June 30, 2016.

ISSUES DISCUSSED:

- Technical aspects of the program
- Connection to federal program
- Investment in rural communities in Oregon
- Changing the cap of \$16 million per year to a total program cap of \$16 million

EFFECT OF COMMITTEE AMENDMENTS: Increases the maximum investment from \$3 million to \$4 million; increases the application fee from \$5,000 to \$20,000; excludes business that receive more than 15 percent of their revenue from real estate; changes reference from 'taxpayer' to 'entity'.

BACKGROUND: This program is modeled after the federal New Markets Tax Credit. The intent is to stimulate investment in low-to-moderate income communities. The federal credit also equals 39 percent of the investment and is taken over seven years (5 percent in the first three years and 6 percent thereafter). According to a 2007 Government Accountability Office (GAO) report, between federal fiscal years 2003 and 2005 a total of 14 Oregon projects resulted in roughly \$111 million of investment through the federal New Markets Tax Credit (NMTC) program.

150

REVENUE: No Revenue Impact
FISCAL: Fiscal Impact Issued

Action: Do Pass the B Engrossed Bill
Vote: 12-0-0
House Yeas: Barnhart, Bentz, Brewer, Gelser, Read, Wand, Bailey, Berger
Senate Yeas: Hass, Telfer, Morse, Burdick
Nays: 0
Exc.: 0
Prepared By: Chris Allanach, Economist
Meeting Dates: 5/24

WHAT THE BILL DOES: Transfers administration of the manufacturing portion of the Business Energy Tax Credit (BETC) from the Oregon Department of Energy to the Oregon Business Development Department (OBDD). Requires OBDD to certify the facility. Maintains the existing sunset date and limits on pre-certification credits that may be issued. Expands standards related to job creation for certified projects.

ISSUES DISCUSSED:

- Administrative history of the tax credit

EFFECT OF COMMITTEE AMENDMENTS: Clarifies that that the sunset date existing in current law is unchanged.

BACKGROUND: The Business Energy Tax Credit for manufacturing projects provides that Oregon facilities that manufacture renewable energy resource equipment may be eligible for a credit worth 50 percent of eligible costs. Eligible costs include the building, equipment and machinery and other costs used to manufacture equipment, machinery or products designed exclusively for use as a renewable energy resource. Each project is limited to a maximum of \$40 million in eligible costs for each phase of development. The program is limited to \$200 million in pre-certification credits for the 2009-11 and 2011-13 biennia, and \$50 million for the six months from July 2013 to December 2013.

850

Joint Committee on Ways and Means

Carriers – House: Rep. Jenson
Rep. J. Smith
Carrier – Senate: Sen. Nelson

Revenue: No revenue impact

Fiscal: Fiscal statement issued

Action: Do Pass the A-Engrossed Measure

Vote: 22 – 0 – 3

House

Yeas: Beyer, Buckley, Cowan, Garrard, Komp, McLane, Nathanson, Nolan, Richardson,
G. Smith, Thatcher, Whisnant

Nays:

Exc: Freeman, Kotek

Senate

Yeas: Devlin, Edwards, Girod, Johnson, Monroe, Nelson, Thomsen, Verger, Whitsett, Winters

Nays:

Exc: Bates

Prepared By: Steve Bender, Legislative Fiscal Office

Meeting Date: May 20, 2011

WHAT THE MEASURE DOES: Extends the sunset of the Task Force on Stage Two Business Development and Economic Gardening to January 2, 2016, and changes the Task Force name to the Grow Oregon Council. Expands the Council to 19 members. Expands the Council's charges to include: exploring opportunities for connecting market research and economic gardening service to capital access programs and facilitating access of stage two, high-growth business to international markets. Directs Council to advise the Oregon Business Development Department on an economic gardening pilot project, if such a project is authorized. Suspends Council upon completion of the evaluation of an economic gardening pilot project.

ISSUES DISCUSSED:

- Economic gardening services
- Types of firms served
- Successes of economic gardening programs
- Fiscal impact of the bill
- Funding for the Council and for a potential pilot project

EFFECT OF COMMITTEE AMENDMENT: No amendment.

BACKGROUND: Economic gardening is an approach to economic development that focuses on helping existing stage two businesses grow. Stage two businesses typically have 10 to 100 employees, and successful stage two businesses generate a significant portion of total job growth in the economy. During the 2010 Session, the Legislature established a state Task Force to support economic gardening programs in the state.

Joint Committee on Ways and Means

Carrier – House: Rep. Hanna
 Carrier – Senate: Sen. Nelson

Revenue: Revenue statement issued

Fiscal: Fiscal statement issued

Action: Do Pass as Amended and as Printed A-Engrossed

Vote: 25 – 0 – 0

House

Yeas: Beyer, Buckley, Cowan, Freeman, Garrard, Komp, Kotek, McLane, Nathanson, Nolan, Richardson, G. Smith, Thatcher, Whisnant

Nays:

Exc:

Senate

Yeas: Bates, Devlin, Edwards, Girod, Johnson, Monroe, Nelson, Thomsen, Verger, Whitsett, Winters

Nays:

Exc:

Prepared By: Steven Bender, Legislative Fiscal Office

Meeting Date: June 29, 2011

WHAT THE MEASURE DOES: Authorizes the issuance of lottery revenue bonds for specified projects. All lottery revenue bond issues that are authorized for the 2011-13 biennium are authorized within this bill.

A total of \$200,388,052 of lottery bonds proceeds are authorized to be spent. A total of \$222,705,000 of lottery revenue bonds are authorized in HB 5005 to generate the proceeds for the approved projects and to pay associated bond-related costs.

Authority to spend the bond proceeds for projects, to pay for the cost of issuing the bonds, and to pay any 2011-13 biennium debt service costs associated with the bonds is included in individual agency budget bills, the capital construction bill (HB 5006), or in the budget reconciliation bill (SB 5508).

Lottery revenue bonds are authorized for the following projects:

Lottery Bond Projects	HB 5036	Project Amount	2011-13	2013-15
	Bill Section		Debt Service	Debt Service
OBDD - Spec. Pub. Wrks and Waste Water Funds	1	10,000,000	0	1,978,472
OIT - Portland Campus Consolidation	2	20,000,000	0	3,744,841
OSU - New Business Education Building	2	24,100,000	0	4,508,754
SOU - Science Bldg/Deferred Maint/Seismic	2	21,000,000	0	3,933,016
WOU - Natural Sciences Laboratory Annex	2	7,200,000	0	1,347,085
EOU - Quinn Deferred Maint.	2	13,179,000	0	2,478,002
OUS - Systemwide Cap. Renewal, Code, Safety	2	25,000,000	0	4,949,322
OSU - Cascades Campus Graduate Studies Facility	2	2,000,000	222,664	447,297
WRD - Umatilla Basin - continuation of water grants	4 - 5	1,229,052	157,984	292,901
ODOT - Connect Oregon IV	20 - 22	40,000,000	0	7,477,493
Housing - preservation of affordable housing	3	5,000,000	323,486	1,213,403
Willow Creek / SAGE Center Improvements	6 - 7	3,200,000	180,291	666,489
Eastern Oregon Trade Center	8 - 9	6,400,000	358,854	1,319,697
Milton-Freewater Levee and Bridge Improvements	10 - 11	2,900,000	163,431	600,684
Lane Transit District EmX Extension	12 - 13	4,200,000	391,614	917,292
Oregon Historical Society	14 - 15	2,500,000	233,298	550,149
Gilchrist State Forest	16 - 17	1,980,000	182,214	403,821
Roseburg Veterans' Home	18 - 19	10,500,000	0	2,093,963
Total Lottery Bond Projects		200,388,052	2,213,836	38,922,680

060

ISSUES DISCUSSED:

- Purpose of the bill
- Amounts of bonding authorized, and projects authorized to receive lottery revenue bond proceeds

EFFECT OF COMMITTEE AMENDMENT: Establishes authority for the approved lottery bonds.

BACKGROUND: This is an omnibus bill that authorizes the issuance of lottery revenue bonds for various projects. Debt service on lottery revenue bonds is paid by lottery revenues.

061

76th OREGON LEGISLATIVE ASSEMBLY – 2012 Session
BUDGET REPORT AND MEASURE SUMMARY

JOINT COMMITTEE ON WAYS AND MEANS

MEASURE: SB 5701-A

Carrier – House: Rep. Richardson

Carrier – Senate: Sen. Devlin

Action: Do Pass as Amended and as Printed A-Engrossed

Vote: 24 – 0 – 1

House – Yeas: Beyer, Buckley, Cowan, Freeman, Garrard, Komp, McLane, Nathanson, Nolan, Read, Richardson, G. Smith, Thatcher, Whisnant

– Nays:

– Exc:

Senate – Yeas: Bates, Devlin, Girod, Johnson, Monroe, Nelson, Thomsen, Verger, Whitsett, Winters

– Nays:

– Exc: Edwards

Prepared By: Linda Ames, Laurie Byerly, Doug Wilson
Legislative Fiscal Office

Reviewed By: Sheila Baker, Legislative Fiscal Office

Meeting Date: March 5, 2012

<u>Agency</u>	<u>Budget Page</u>	<u>LFO Analysis Page</u>	<u>Biennium</u>
Various Agencies			
Emergency Board	---	---	2011-13

Budget Summary*

* Excludes Capital Construction

	2011-13 Legislatively Adopted Budget	2012 Session Legislatively Approved Budget	Legislative Adjustments (difference between 2012 and 2011-13)	Percentage Change from Legislatively Adopted Budget
<u>Emergency Board</u>				
<u>Emergency Fund</u>				
General Fund - Emergency Fund	\$ 25,000,000	\$ 27,218,734	\$ 2,218,734	8.87%
General Fund - Special Purpose Appropriations				
Public Defense Services Commission	\$ 0	\$ 3,500,000	\$ 3,500,000	-
Oregon Judicial Department	\$ 0	\$ 1,084,432	\$ 1,084,432	-
Allotment mitigation; home foreclosure issues; human services caseloads	\$ 0	\$ 60,000,000	\$ 60,000,000	-
Education programs	\$ 0	\$ 10,000,000	\$ 10,000,000	-
Forestry, fire suppression costs	\$ 4,781,000	\$ 2,660,983	\$ -2,120,017	-44.34%
Early learning programs	\$ 17,649,000	\$ 0	\$ -17,649,000	-100.00%
Employment-related daycare and others	\$ 5,713,750	\$ 0	\$ -5,713,750	-100.00%
Child welfare differential response	\$ 5,000,000	\$ 0	\$ -5,000,000	-100.00%
Department of Human Services/ Oregon Health Authority program costs	\$ 8,000,000	\$ 0	\$ -8,000,000	-100.00%
Oregon Youth Authority	\$ 1,700,000	\$ 0	\$ -1,700,000	-100.00%

Education Program Area

Department of Community Colleges and Workforce Development

General Fund	\$ 403,049,433	\$ 402,796,921	\$ -252,512	-0.06%
General Fund Debt Service	15,341,082	15,693,047	351,965	2.29%
Lottery Funds Debt Service	6,882,643	7,144,080	261,437	3.80%
Other Funds Debt Service	0	200,000	200,000	-

Department of Education

General Fund	\$ 5,498,242,728	\$ 5,501,087,079	\$ 3,344,351	0.06%
Lottery Funds	556,980,287	554,000,717	-2,979,570	-0.53%
Lottery Funds Debt Service	52,311,630	54,160,517	1,848,887	3.53%
Other Funds	55,144,882	60,754,918	5,610,036	10.17%
Other Funds Debt Service	2,464,515	2,525,733	61,218	2.48%

* Excludes Capital Construction

		2011-13 Legislatively Adopted Budget		2012 Session Legislatively Approved Budget		Legislative Adjustments (difference between 2012 and 2011-13)		Percentage Change from Legislatively Adopted Budget
<u>Oregon University System</u>								
General Fund	\$	596,905,346	\$	596,893,796	\$	-11,550		0.00%
General Fund Debt Service		72,263,657		71,370,757		-892,900		-1.24%
Lottery Funds		8,825,680		8,592,720		-232,960		-2.64%
Lottery Funds Debt Service		14,133,456		14,394,033		260,577		1.84%
Other Funds Debt Service		23,541,337		23,885,391		344,054		1.46%
<u>Oregon Health & Science University</u>								
General Fund	\$	66,059,636	\$	66,041,261	\$	-18,375		-0.03%
<u>Oregon Student Access Commission</u>								
General Fund	\$	99,921,326	\$	99,891,570	\$	-29,756		-0.03%
<u>Teacher Standards & Practices Commission</u>								
General Fund	\$	100,000	\$	0	\$	-100,000		-100.00%
Federal Funds		0		85,455		85,455		-
<u>Human Services Program Area</u>								
<u>Oregon Health Authority</u>								
General Fund	\$	1,667,478,497	\$	1,642,896,745	\$	-24,581,752		-1.47%
Lottery Funds		10,779,583		10,388,614		-390,969		-3.63%
Other Funds		1,918,748,828		1,937,343,629		18,594,801		0.97%
Federal Funds		4,877,574,818		5,030,408,569		152,833,751		3.13%
<u>Department of Human Services</u>								
General Fund	\$	2,019,007,853	\$	2,122,494,290	\$	103,486,437		5.13%
Other Funds		430,256,781		452,262,224		22,005,443		5.11%
Federal Funds		3,131,478,990		3,292,158,766		160,679,776		5.13%

* Excludes Capital Construction

	2011-13 Legislatively Adopted Budget	2012 Session Legislatively Approved Budget	Legislative Adjustments (difference between 2012 and 2011-13)	Percentage Change from Legislatively Adopted Budget
<u>Public Safety Program Area</u>				
<u>Department of Corrections</u>				
General Fund	\$ 1,188,270,117	\$ 1,221,349,965	\$ 33,079,848	2.78%
General Fund Debt Service	133,972,115	138,859,174	4,887,059	3.65%
General Fund Capital Improvement	2,543,185	2,635,425	92,240	3.63%
Other Funds	27,563,757	30,884,955	3,321,198	12.05%
Other Funds Capital Improvement	0	413,449	413,449	-
Federal Funds	6,908,809	7,816,182	907,373	13.13%
<u>Criminal Justice Commission</u>				
Federal Funds	\$ 12,512,069	\$ 19,499,190	\$ 6,987,121	55.84%
<u>District Attorneys and their Deputies</u>				
General Fund	\$ 9,979,285	\$ 10,339,261	\$ 359,976	3.61%
<u>Department of Justice</u>				
General Fund	\$ 53,992,283	\$ 53,831,443	\$ -160,840	-0.30%
Other Funds	225,622,550	224,899,837	-722,713	-0.32%
Federal Funds	107,968,730	107,173,021	-795,709	-0.74%
<u>Oregon Military Department</u>				
General Fund	\$ 14,341,387	\$ 18,757,381	\$ 4,415,994	30.79%
General Fund Debt Service	9,727,048	9,655,111	-71,937	-0.74%
Other Funds	120,644,724	124,763,063	4,118,339	3.41%
Other Funds Debt Service	112,363	660,530	548,167	487.85%

* Excludes Capital Construction

	<u>2011-13 Legislatively Adopted Budget</u>		<u>2012 Session Legislatively Approved Budget</u>		<u>Legislative Adjustments (difference between 2012 and 2011-13)</u>	<u>Percentage Change from Legislatively Adopted Budget</u>
<u>Department of State Police</u>						
General Fund	\$ 215,889,726	\$	221,145,845	\$	5,256,119	2.43%
Lottery Funds	6,653,450		6,855,630		202,180	3.04%
Other Funds	93,439,786		93,876,661		436,875	0.47%
Federal Funds	9,122,153		9,644,097		521,944	5.72%
<u>Department of Public Safety Standards and Training</u>						
General Fund Debt Service	\$ 10,968,292	\$	11,283,810	\$	315,518	2.88%
Other Funds	33,836,196		32,962,299		-873,897	-2.58%
<u>Oregon Youth Authority</u>						
General Fund	\$ 251,618,682	\$	250,012,705	\$	-1,605,977	-0.64%
General Fund Debt Service	5,155,518		5,342,506		186,988	3.63%
<u>Economic and Community Development Program Area</u>						
<u>Oregon Business Development Department</u>						
General Fund	\$ 3,851,208	\$	3,842,479	\$	-8,729	-0.23%
Lottery Funds	57,070,679		56,577,026		-493,653	-0.86%
Lottery Funds Debt Service	79,270,043		82,100,202		2,830,159	3.57%
Other Funds	24,000,075		23,722,575		-277,500	-1.16%
Other Funds Debt Service	1,797,848		2,119,733		321,885	17.90%
Other Funds Nonlimited	196,559,609		193,244,609		-3,315,000	-1.69%
<u>Employment Department</u>						
General Fund	\$ 3,670,948	\$	3,334,080	\$	-336,868	-9.18%
Other Funds	132,527,941		127,142,810		-5,385,131	-4.06%
Federal Funds - CCDF	128,161,683		134,361,683		6,200,000	4.84%
Federal Funds -Non-CCDF	145,721,505		158,066,704		12,345,199	8.47%

* Excludes Capital Construction

	2011-13 Legislatively Adopted Budget	2012 Session Legislatively Approved Budget	Legislative Adjustments (difference between 2012 and 2011-13)	Percentage Change from Legislatively Adopted Budget
<u>Housing and Community Services Department</u>				
General Fund	\$ 10,018,855	\$ 10,155,271	\$ 136,416	1.36%
Lottery Funds Debt Service	10,383,766	10,464,685	80,919	0.78%
Other Funds	140,534,236	149,615,398	9,081,162	6.46%
Federal Funds	203,039,554	208,039,554	5,000,000	2.46%
<u>Department of Veterans' Affairs</u>				
General Fund	\$ 6,469,659	\$ 6,562,195	\$ 92,536	1.43%
<u>Natural Resources Program Area</u>				
<u>State Department of Agriculture</u>				
General Fund	\$ 12,917,172	\$ 12,108,804	\$ -808,368	-6.26%
Lottery Funds	6,894,457	7,827,343	932,886	13.53%
Other Funds	52,099,191	52,140,502	41,311	0.08%
<u>Department of Geology and Mineral Industries</u>				
General Fund	\$ 2,465,906	\$ 2,464,702	\$ -1,204	-0.05%
Other Funds	7,246,479	8,955,783	1,788,304	23.59%
Federal Funds	3,558,985	5,347,289	1,709,304	50.25%
<u>State Department of Energy</u>				
Lottery Funds	\$ 2,088,439	\$ 2,164,185	\$ 75,746	3.63%
Other Funds	31,477,822	35,726,832	4,249,010	13.50%
Federal Funds	36,736,670	36,845,834	109,164	0.30%
<u>Department of Environmental Quality</u>				
General Fund	\$ 19,693,974	\$ 19,438,356	\$ -255,618	-1.30%
General Fund Debt Service	5,379,568	5,573,180	193,612	3.60%

* Excludes Capital Construction

	2011-13 Legislatively Adopted Bndgt		2012 Session Legislatively Approved Budget		Legislative Adjustments (difference between 2012 and 2011-13)	Percentage Change from Legislatively Adopted Budget
<u>State Department of Fish and Wildlife</u>						
General Fund	\$ 6,729,454	\$	6,429,582	\$	-299,872	-4.46%
General Fund Debt Service	338,094		350,262		12,168	3.60%
Other Funds	197,593,072		197,564,072		-29,000	-0.01%
Federal Funds	109,794,486		109,934,486		140,000	0.13%
<u>State Forestry Department</u>						
General Fund	\$ 45,035,023	\$	47,243,020	\$	2,207,997	4.90%
General Fund Debt Service	2,836,524		2,938,611		102,087	3.60%
Lottery Funds Debt Service	2,453,947		2,542,324		88,377	3.60%
<u>Land Conservation & Development Department</u>						
General Fund	\$ 10,885,017	\$	11,132,225	\$	247,208	2.27%
<u>State Marine Board</u>						
Other Funds	\$ 22,020,102	\$	23,287,102	\$	1,267,000	5.75%
<u>Department of State Lands</u>						
General Fund	\$ 0	\$	681,266	\$	681,266	-
Other Funds	36,548,525		37,606,122		1,057,597	2.89%
Federal Funds	5,671,787		6,099,914		428,127	7.55%
<u>State Parks and Recreation Department</u>						
Lottery Funds	\$ 79,815,323	\$	81,546,565	\$	1,731,242	2.17%
<u>Oregon Watershed Enhancement Board</u>						
Lottery Funds	\$ 64,796,420	\$	64,012,066	\$	-784,354	-1.21%
<u>Water Resources Department</u>						
General Fund	\$ 20,614,684	\$	20,359,297	\$	-255,387	-1.24%
Lottery Funds Debt Service	706,751		732,384		25,633	3.63%

* Excludes Capital Construction

	2011-13 Legislatively Adopted Budget	2012 Session Legislatively Approved Budget	Legislative Adjustments (difference between 2012 and 2011-13)	Percentage Change from Legislatively Adopted Budget
<u>Transportation Program Area</u>				
<u>Department of Transportation</u>				
General Fund Debt Service	\$ 15,416,053	\$ 0	\$ -15,416,053	-100.00%
Lottery Funds Debt Service	69,700,542	72,614,930	2,914,388	4.18%
Other Funds	3,201,362,946	3,211,074,312	9,711,366	0.30%
Other Funds Debt Service	351,243,517	367,214,388	15,970,871	4.55%
<u>Consumer and Business Services Program Area</u>				
<u>Department of Consumer and Business Services</u>				
Federal Funds	\$ 753,662	\$ 3,187,702	\$ 2,434,040	322.96%
<u>Oregon Health Licensing Agency</u>				
Other Funds	\$ 6,612,566	\$ 6,591,815	\$ -20,751	-0.31%
<u>Bureau of Labor and Industries</u>				
General Fund	\$ 11,282,811	\$ 11,068,996	\$ -213,815	-1.90%
<u>Administration Program Area</u>				
<u>Department of Administrative Services</u>				
General Fund Debt Service	\$ 6,575,467	\$ 6,813,955	\$ 238,488	3.63%
Lottery Funds Debt Service	8,164,343	8,497,075	332,732	4.08%
Other Funds	397,950,590	395,575,646	-2,374,944	-0.60%
<u>Employment Relations Board</u>				
General Fund	\$ 932,803	\$ 1,932,803	\$ 1,000,000	107.20%

* Excludes Capital Construction

		2011-13 Legislatively Adopted Budget		2012 Session Legislatively Approved Budget		Legislative Adjustments (difference between 2012 and 2011-13)		Percentage Change from Legislatively Adopted Budget
<u>Office of the Governor</u>								
General Fund	\$	13,339,757	\$	13,607,119	\$	267,362		2.00%
Other Funds		2,740,911		2,740,912		1		0.00%
<u>State Library</u>								
General Fund	\$	2,868,303	\$	2,848,417	\$	-19,886		-0.69%
<u>Oregon Liquor Control Commission</u>								
Other Funds	\$	133,668,473	\$	134,176,446	\$	507,973		0.38%
<u>Public Employees Retirement System</u>								
Other Funds	\$	78,010,820	\$	77,260,820	\$	-750,000		-0.96%
<u>Department of Revenue</u>								
General Fund	\$	146,373,434	\$	145,198,243	\$	-1,175,191		-0.80%
<u>Secretary of State</u>								
General Fund	\$	12,040,291	\$	11,906,971	\$	-133,320		-1.11%
<u>State Treasurer</u>								
Other Funds	\$	34,998,684	\$	35,248,684	\$	250,000		0.71%
<u>Judicial Branch Program Area</u>								
<u>Judicial Department</u>								
General Fund	\$	342,262,371	\$	346,366,819	\$	4,104,448		1.20%
General Fund Debt Service		16,971,657		20,257,855		3,286,198		19.36%
Other Funds		24,966,976		55,747,370		30,780,394		123.28%
Other Funds Capital Improvement		0		97,460		97,460		-
<u>Commission on Judicial Fitness and Disability</u>								
General Fund	\$	183,353	\$	176,934	\$	-6,419		-3.50%

* Excludes Capital Construction

	<u>2011-13 Legislatively Adopted Budget</u>	<u>2012 Session Legislatively Approved Budget</u>	<u>Legislative Adjustments (difference between 2012 and 2011-13)</u>	<u>Percentage Change from Legislatively Adopted Budget</u>
<u>Public Defense Services Commission</u>				
Other Funds	\$ 1,192,555	\$ 3,830,055	\$ 2,637,500	221.16%
<u>Legislative Branch Program Area</u>				
<u>Legislative Assembly</u>				
General Fund	\$ 35,780,449	\$ 35,652,289	\$ -128,160	-0.36%
<u>Legislative Administration Committee</u>				
General Fund	\$ 28,438,846	\$ 28,303,995	\$ -134,851	-0.47%
<u>Legislative Counsel Committee</u>				
General Fund	\$ 8,127,672	\$ 8,527,715	\$ 400,043	4.92%
<u>Legislative Fiscal Officer</u>				
General Fund	\$ 5,596,558	\$ 5,626,531	\$ 29,973	0.54%
<u>Legislative Revenue Officer</u>				
General Fund	\$ 1,903,986	\$ 1,889,455	\$ -14,531	-0.76%
<u>Commission on Indian Services</u>				
General Fund	\$ 395,270	\$ 368,819	\$ -26,451	-6.69%
<hr/>				
General Fund Total			\$ 158,436,374	
Lottery Funds Total			\$ 6,703,657	
Other Funds Total			\$ 119,666,478	
Federal Funds Total			\$ 349,585,545	

Position Summary

	2011-13 Legislatively Adopted Budget	2012 Session Legislatively Approved Budget	Legislative Adjustments (difference between 2012 and 2011-13)	Percentage Change from Legislatively Adopted Budget
<u>Oregon Health Authority</u>				
Authorized Positions	4,089	4,036	-53	-1.30%
Full-time Equivalent (FTE) positions	4,033.27	3,980.27	-53.00	-1.31%
<u>Department of Human Services</u>				
Authorized Positions	7,392	7,405	13	0.18%
Full-time Equivalent (FTE) positions	7,298.44	7,311.44	13.00	0.18%
<u>Department of Corrections</u>				
Authorized Positions	4,511	4,509	-2	-0.04%
Full-time Equivalent (FTE) positions	4,420.74	4,416.55	-4.19	-0.09%
<u>Department of Justice</u>				
Authorized Positions	1,290	1,290	0	0.00%
Full-time Equivalent (FTE) positions	1,270.80	1,268.55	-2.25	-0.18%
<u>Department of Public Safety Standards and Training</u>				
Authorized Positions	137	137	0	0.00%
Full-time Equivalent (FTE) positions	135.79	132.04	-3.75	-2.76%
<u>Oregon Business Development Department</u>				
Authorized Positions	131	132	1	0.76%
Full-time Equivalent (FTE) positions	129.37	129.87	0.50	0.39%
<u>Employment Department</u>				
Authorized Positions	1,500	1,514	14	0.93%
Full-time Equivalent (FTE) positions	1,450.30	1,463.68	13.38	0.92%
<u>Housing and Community Services Department</u>				
Authorized Positions	190	210	20	10.53%
Full-time Equivalent (FTE) positions	168.37	183.72	15.35	9.12%

	2011-13 Legislatively Adopted Budget	2012 Session Legislatively Approved Budget	Legislative Adjustments (difference between 2012 and 2011-13)	Percentage Change from Legislatively Adopted Budget
<u>Department of Geology and Mineral Industries</u>				
Authorized Positions	43	53	10	23.26%
Full-time Equivalent (FTE) positions	42.20	48.57	6.37	15.09%
<u>Department of Energy</u>				
Authorized Positions	127	128	1	0.79%
Full-time Equivalent (FTE) positions	113.23	118.73	5.50	4.86%
<u>Department of Forestry</u>				
Authorized Positions	1,192	1,192	0	0.00%
Full-time Equivalent (FTE) positions	862.32	852.19	-10.13	-1.17%
<u>Department of Fish and Wildlife</u>				
Authorized Positions	1,469	1,467	-2	-0.14%
Full-time Equivalent (FTE) positions	1227.32	1,225.32	-2.00	-0.16%
<u>Department of Consumer and Business Services</u>				
Authorized Positions	930	934	4	0.43%
Full-time Equivalent (FTE) positions	919.68	921.90	2.22	0.24%
<u>Department of Administrative Services</u>				
Authorized Positions	774	773	-1	-0.13%
Full-time Equivalent (FTE) positions	770.67	769.67	-1.00	-0.13%
<u>Oregon Judicial Department</u>				
Authorized Positions	1,878	1,878	0	0.00%
Full-time Equivalent (FTE) positions	1,739.20	1,752.66	13.46	0.77%

Revenue

The budget adjustments in Senate Bill 5701 anticipate a net \$101 million increase in General Fund resources from transfers of Other Funds account balances included in Senate Bill 1579 and other actions. Two major legal settlements contribute to this increase in General Fund resources. First, the State's share of the punitive damages related to the Williams vs. Philip Morris tobacco related case is \$56.2 million. This amount is transferred from the Criminal Injuries Compensation Account by Senate Bill 1579. The second is a multi-state agreement between 49 states and major mortgage lenders over mortgage fraud practices. The amount of \$25.2 million will be directly deposited in the General Fund. Senate Bill 1579 transfers a further \$4 million from the Department of Justice's Education and Protection Fund to the General Fund.

The rebalance plan also assumes a net increase to the June 2012 forecast of \$5 million from lower than anticipated costs related to the issuance of Tax Anticipation Notes (TANs).

Summary of Committee Action

Senate Bill 5701 is the omnibus budget reconciliation bill for the 2012 legislative session, implementing the statewide rebalance plan that addresses changes in projected revenues and expenditures since the close of the 2011 session. The Joint Committee on Ways and Means approved Senate Bill 5701 with amendments to reflect budget adjustments as described below.

Statewide Adjustments/Special Actions

Statewide Restructure of State Government Business Operations

As part of the legislative plan to rebalance the 2011-13 biennium budget, the Co-Chairs of the Joint Committee on Ways and Means included a reduction of \$28 million in combined General Fund and Lottery Funds as part of an effort to restructure state government business operations designed to make permanent changes to the management of agency programs and services. This effort is complementary to the Executive Branch interest in studying and modifying the state's compensation and classification systems to potentially realign the relative balance of management service and represented employees in state government.

Based on this decision, the personal services budgets of selected state agencies were reduced by targeted amounts. These amounts are highlighted in each agency's section of this budget report. The following budget note was adopted, to apply to each agency subject to the management service personal services reduction:

BUDGET NOTE

The budget rebalance plan developed by the Co-Chairs of the Joint Committee on Ways and Means included the elimination of targeted amounts from adopted budgets through actions to be taken to reduce the number of middle managers and public affairs positions in state government and to reduce the amount currently planned for advertising and personal services contracts. In order to make these targeted reductions primarily to personal services appropriations, the Legislative Fiscal Office is directed to work with agencies to identify specific management and other positions to be eliminated as part of a restructuring of business operations aimed at making permanent changes to the management of agency programs and services. Affected agencies are directed to report on the status of this effort, with the assistance of the Legislative Fiscal Office, to the Emergency Board in May 2012. Since these reductions are intended to be permanent, it is expected that no positions recommended for elimination as a result of this plan will be included in the Governor's proposed 2013-15 budget.

E-Government Funding Model Change

The statewide budget rebalance includes General Fund savings in agencies resulting from an upcoming change in the state's e-government funding model. Currently, agencies are assessed by the Department of Administrative Services (DAS) based on the number of an agency's full-time equivalent (FTE) positions to the cost of the statewide contract for e-government services. The expenditure is part of the statewide price list and is budgeted as a State Government Service Charge in an agency's budget.

In November 2011, DAS signed a contract with NICUSA to take over e-government services (the current contract expires in June 2012) using a self-funded model; under the model the vendor will be paid primarily through a convenience fee tied to certain (mostly commercial business) transactions. The new vendor and funding model is projected to be up and running in July 2012; DAS has calculated that it will be able to reduce agency assessments by \$2,232,000 for the last portion of the biennium. Those assessments are eliminated in the DAS budget, along with \$970,912 General Fund budgeted in other state agencies to pay for that assessment.

Emergency Board

The Emergency Board provides General Fund appropriations and Other Funds and Federal Funds expenditure limitation to state agencies for unanticipated needs in approved agency budgets when the Legislature is not in session. As part of the 2011-13 biennium statewide rebalance plan, Senate Bill 5701 adjusts the Emergency Board's general purpose and special purpose appropriations as described below.

General Purpose Emergency Fund

The bill disappropriates \$681,266 General Fund from the Emergency Fund to correspond with a General Fund appropriation to the Department of State Lands, in the same amount, for payment of expenses related to the Portland Harbor Superfund. It also increases the Emergency Fund by \$2.9 million. These two actions leave a balance of \$27.2 million in the general purpose Emergency Fund for the 2011-13 biennium.

Special Purpose Appropriations

Senate Bill 5701 repeals five special purpose appropriations established during the 2011 legislative session for early learning programs and services (\$17.7 million); employment related day care or other supports and services for children and families (\$5.7 million); child welfare differential response (\$5 million); Department of Human Services and Oregon Health Authority caseload and costs for programs and services (\$8 million); and education-related expenses in the Oregon Youth Authority (\$1.7 million). The bill also:

- Reduces a special purpose appropriation for the Department of Forestry by \$2,120,017, with a corresponding \$2,120,017 General Fund appropriation to the Department of Forestry to pay for fire suppression costs.
- Establishes a \$3.5 million special purpose appropriation for the Public Defense Services Commission in the event that the Commission requires additional resources to support trial-level public defense services.
- Establishes a \$1.1 million special purpose appropriation for the Judicial Department to meet any potential operating needs of the courts.
- Establishes a \$60 million special purpose appropriation for potential allotment reduction mitigation; for home foreclosure issues; or for human services caseload increases.
- Establishes a \$10 million special purpose appropriation for the preservation of education programs in case of allotment reductions. This applies to the Community College Support Fund, the Department of Education grant-in-aid programs, and the state General Fund support of the Oregon Health Sciences University.

If the moneys in the special purpose appropriations are not allocated by the Emergency Board before December 1, 2012, the moneys are available to the Emergency Board to be allocated for any purpose for which the Emergency Board lawfully may allocate funds.

Adjustments to Agency Budgets

Education Program Area

Department of Community Colleges and Workforce Development

The Committee approved a 3.5% reduction to the General Fund appropriation for the following programs that had not been subject to the supplemental ending balance adjustment made during the 2011 legislative session:

- Skill Centers – \$19,250
- Trucking Solutions Consortium and loans to students participating in commercial driver training – \$17,500
- National Career Readiness Certificate and on-the-job training programs – \$119,000

The Committee restored \$813,402 for debt service (\$551,965 General Fund, \$261,437 Lottery Funds, and \$200,000 Other Funds) which had been reduced as part of the supplemental ending balance in the 2011 legislative session. The Community College and Workforce Development Department has \$200,000 available in interest earnings on bond proceeds to make a portion of the debt service payment.

As part of the statewide effort to restructure state government business operations and management of agency programs and services, the personal services budget for the agency was reduced by \$95,768 General Fund. A reduction of \$994 General Fund was made for the agency's share of the statewide e-government savings.

Department of Education

The Committee approved a 3.5% reduction to the General Fund appropriation for the Oregon Department of Education (ODE) for the following new programs that had not been subject to the supplemental ending balance adjustment made during the 2011 legislative session:

- School District Collaboration (Senate Bill 252) – \$175,000
- Career and Technical Education (House Bill 3362) – \$70,000
- Accelerated College Credit (Senate Bill 254) – \$8,750
- For Inspiration and Recognition of Science and Technology (FIRST) – \$5,250
- Farm-to-School (House Bill 2800) – \$7,000
- After School Meal and Snack (Senate Bill 480) – \$6,300

An increase of \$5,610,036 Other Funds expenditure limitation was approved for the long-term care and treatment program. The increase supports an additional 271 slots from the implementation of Senate Bill 170 (2011) and \$1.6 million Other Funds for a high-cost reserve and inflation in the average net operating expenditures.

The 2011-13 legislatively adopted budget included \$5 million General Fund to cover the cost from a breach of contract lawsuit. The Department was directed to first use its 2009-11 legislatively approved budget to the greatest extent possible to address the payments, with any remaining balance due to be paid from the 2011-13 appropriation. The Committee approved a reduction of \$2 million General Fund as final payments have been made.

The overall funding level for the State School Fund was increased by \$2.5 million to cover the cost of extending the sunset for the Small School District Supplement Fund until June 30, 2013 (one additional year). Further, the Committee modified the funding sources to address a forecasted decline in Lottery Funds revenues. The General Fund appropriation is increased by \$5,479,570; the Lottery Funds allocation and expenditure limitation is decreased by \$2,979,570 million.

The Committee added \$587,015 General Fund for the Early Head Start Program. With this additional funding, the Department is expected to maintain 59 enrollment slots for the balance of the biennium.

A \$431,521 General Fund reduction in the personal services budget for the agency was made as ODE's share of the statewide effort to restructure state government business operations and management of agency programs and services (\$280,465 Operations, \$151,056 School for the Deaf). The budget was also reduced by \$18,413 General Fund to capture statewide e-government savings.

The Committee restored debt service of \$1,848,887 Lottery Funds and \$61,218 Other Funds to cover obligations that were reduced as part of the supplemental ending balance in the 2011 legislative session.

Oregon Health & Science University

The Committee approved a 3.5% reduction, or \$18,375 General Fund, for new Health Care Loans (House Bill 2397, 2011) that had not been subject to the supplemental ending balance adjustment made during the 2011 legislative session.

Oregon Student Access Commission

Senate Bill 5701 reflects three adjustments to the Commission's budget. The Committee transferred \$34,152 General Fund from the Oregon Opportunity Grants to child care grants to offset the 3.5% supplemental ending balance reduction for that program in the legislatively adopted budget. The second reduced personal services by \$29,294 General Fund for the Commission's share of the statewide effort to restructure state government business operations and management of agency programs and services. The third change was a \$462 General Fund reduction to capture statewide e-government savings.

Teacher Standards and Practices Commission

As part of the Co-Chairs' statewide rebalance plan, the Committee eliminated the \$100,000 General Fund appropriation for the Educator Preparation Improvement Fund established in House Bill 3474 (2011). The Fund remains in statute and the Teacher Standards and Practices Commission may still accept grants, donations or gifts of money.

The Committee also established an \$85,455 Federal Funds expenditure limitation for the Advancing Longitudinal Data for Educational Reform (ALDER) grant funds received through an intergovernmental agreement with the Department of Education. Funds will be used to support staff time, data gathering, and hardware.

Oregon University System

General Fund debt service appropriations for the Oregon University System (OUS) are adjusted based on updated repayment schedules and restorations of supplemental ending balance reductions taken as part of the legislatively adopted budget. General Fund debt service on Article XI-G general obligation bonds was increased by \$1.7 million. General Fund debt service on certificates of participation (COPs) was increased by \$585,977. General Fund debt service for repayment of energy loans to the Department of Energy (SELP) was decreased by \$3.1 million. The net effect of these adjustments is a savings of \$892,900 General Fund. Lottery Funds expenditure limitation for debt service was increased by \$260,577 to meet lottery bond obligations. Sports Lottery was reduced by \$232,960 to make Lottery Funds available to meet debt service obligations, with direction that this reduction be split between the University of Oregon (\$118,613) and Oregon State University (\$144,347), both of which are on track to experience significant increases in athletic revenues in the 2012-13 fiscal year. In addition, Other Funds debt service was increased by \$344,054 to reflect the redirection of lottery bonds proceeds issued in 2007 for capital repair projects to now pay for debt service on existing lottery bonds.

The Committee approved a 3.5% reduction, \$11,550 General Fund, for clinical legal education (House Bill 5056, 2011) that had not been subject to the supplemental ending balance adjustment made during the 2011 legislative session

Human Services Program Area

Oregon Health Authority

The Oregon Health Authority (OHA) budget is organized into several program areas including Health Care Programs, Addictions and Mental Health, and Public Health, as well as Central and Shared Services. Senate Bill 5701 adjusts the OHA budget for updated pricing of program caseloads, costs and revenues, and selected management actions to help “rebalance” the budget. Most notable are additional costs of \$21.3 million General Fund mostly related to a shortfall in personal services funding in the budget, and \$25.0 million General Fund savings primarily related to caseload changes. The rebalance plan includes agency actions to manage a portion of the personal services underfunding. Finally, the rebalance plan includes a number of technical adjustments to fix errors made in the original split of the Department of Human Services (DHS) into two agencies, and to realign resources within OHA. This includes moving 13 positions from OHA to DHS, and a realignment of positions in the Oregon State Hospital.

The budget as adjusted reflects a number of actions to be taken as a result of the \$62.4 million General Fund and \$390,969 Lottery Funds withheld in the legislatively adopted budget for the 3.5% supplemental statewide ending balance. These actions include various program reductions and the use of one-time revenue sources. They also include total administrative reductions of \$15.3 million General Fund, including the expectation that the agency will manage \$8.3 million of the personal services underfunding in the agency through holding position vacancies and other actions. This total also includes a reduction of \$5.1 million General Fund, which is OHA’s share of the statewide effort to restructure state government business operations and management of agency programs and services. The budget was reduced by \$104,840 General Fund and \$100,729 Federal Funds to reflect savings in State Government Service Charges from the changes in the state’s e-government funding model.

With the addition of certain other actions beyond that already described, the approved adjustments result in an overall \$146.5 million increase in the agency’s total funds budget, but a \$24.6 million General Fund decrease. These actions also result in a \$390,969 decrease in Lottery Funds expenditure limitation, an \$18.6 million increase in Other Funds expenditure limitation, a \$152.8 million increase in Federal Funds limitation, and a reduction of 53 positions (53.00 FTE).

A more detailed description of each program area follows.

Health Care Programs

The budget adjustments in Senate Bill 5701 reflect a net reduction of \$34.1 million General Fund in the Health Care Programs budget, with a \$4.3 million increase in Other Funds expenditure limitation and a \$64 million increase in Federal Funds expenditures limitation. Positions are reduced by 18 (18.00 FTE).

The rebalance plan approved by the Committee includes overall savings of \$25.9 million General Fund, primarily as a result of lower caseloads, but also savings from a slight increase in the federal match rate. Increased costs include a shortfall of \$1.2 million in tobacco tax forecast, as well as \$2.6 million in General Fund costs related to the Medicaid Management Information System (MMIS) as a result of new federal requirements. The federal government will contribute \$21.8 million or 90% of these costs. The rebalance also includes an additional \$80 million in Federal Funds expenditure limitation for the Federal Medical Insurance Pool (FMIP), which is a new federal program to provide insurance coverage for high risk individuals.

The Committee approved a number of other actions, partially to manage the \$33.1 million General Fund withheld in the legislatively adopted budget for the 3.5% supplemental statewide ending balance. Federal revenues from both the 2010 and 2011 federal Children's Health Insurance Program Reauthorization Act (CHIPRA) bonuses, totaling \$23.5 million, will replace General Fund. A total of \$16.8 million of insurer's tax revenue will be redirected to help ensure access to health care for children. Of this total, \$11 million will be used to preserve services for children by preventing program reductions in the Oregon Health Plan (OHP) Plus program. These resources come from unallocated funds of \$10 million and an additional \$1 million in reduced marketing/advertising for the Healthy Kids program. Another \$5.8 million will be used in the Family Health Insurance Assistance Program (FHIAP) to prevent further program reductions. These resources result from lower than expected caseloads in Healthy Kids Connect. The following budget note was approved related to the insurer's tax:

BUDGET NOTE

The Oregon Health Authority is instructed to convene a stakeholder work group consisting of all eight health insurers domiciled in Oregon to review whether there is a future for the health insurance premium tax. Further, by December 2012, the work group shall make recommendations on how to address the funding gap that will arise after the September 30, 2013 sunset of the existing tax authority and how to allocate any surplus premium tax revenue in the remaining months of the 2011-13 biennium to health care programs, especially for Oregon's children. The Oregon Health Authority is instructed to memorialize discussions in writing, as well as to provide updates on the work group discussions to the interim health care policy committees.

A number of program reductions are included in this budget, including administrative reductions of \$1.5 million General Fund. In addition, the agency is expected to manage all personal services underfunding within this program area. Membership in FHIAP will be reduced to save \$2 million General Fund, and those clients will be eligible for OHP Standard. Six positions (6.00 FTE) are also eliminated in the program. Funding for outreach workers at Federally Qualified Health Centers will be reduced by \$134,875 General Fund. The Committee approved the addition of \$1 million General Fund to mitigate the earlier reductions to the reimbursement rates for durable medical equipment. These adjustments are expected to be implemented at the same time as the overall rate adjustments for durable medical equipment for the fiscal year beginning July 1, 2012. This budget has also been reduced by \$699,560 General Fund as a result of the statewide effort to restructure state government business operations and management of agency programs and services. The following budget note relating to generic drugs was approved:

BUDGET NOTE

The Oregon Health Authority is directed to pursue a competitive bidding process for the purchase of lowest cost generic drugs within the Medicaid program. The agency shall report back to the Emergency Board by December 2012 on the status and results of this initiative.

At the direction of the Governor and legislative leadership, OHA suspended new program enrollment in OHP Standard effective January 2012. This was done in order to give the Legislature maximum flexibility to rebalance the budget. These resources were not used in the budget rebalance, and the agency is expected to reopen enrollment in this program.

Addictions and Mental Health

Overall budget adjustments for Addictions and Mental Health increase General Fund by \$3.3 million. These adjustments also result in a reduction to Lottery Funds expenditure limitation of \$390,969, an increase in Other Funds limitation of \$5.7 million, and an increase in Federal Funds limitation of \$3.2 million. A total of 35 positions are eliminated (35.00 FTE).

The rebalance plan approved by the Committee includes General Fund costs of \$12 million, primarily a result of underfunded personal services costs. The Oregon State Hospital accounts for \$14.1 million out of the total \$17.5 million General Fund shortfall in personal services funding agency wide. The rebalance plan reports management actions to absorb about 30% of this shortfall. This is a particularly difficult area of the budget in which to manage personal services costs, since holding vacancies of direct-care staff can result in inadequate staffing levels to provide the necessary care, and may also result in higher overtime costs. The rebalance includes a realignment of positions in the Oregon State Hospital. While this has no impact on the budget, it does result in a reduction of 34 positions. An additional Federal Funds expenditure limitation of \$3.9 million is included in the rebalance. A portion of this is needed as a result of more federal resources from Alcohol and Drug program grants than was originally anticipated. The remainder is for additional federal match of General Fund at the state hospital, which was understated in the legislatively adopted budget.

The Committee approved a number of other actions, partially to manage the \$23.4 million General Fund withheld in the legislatively adopted budget for the 3.5% supplemental statewide ending balance. Four wards in the new Oregon State Hospital will not be opened until the beginning of the 2013-15 biennium. This results in one-time General Fund savings of \$19.6 million in 2011-13, primarily as a result of positions held vacant for part of the biennium. Gambling addiction programs have been reduced by \$390,969 Lottery Funds. This is in addition to the program reduction as a result of the 3.5% supplemental ending balance holdback. Funding for the development of new capacity in the community mental health system is reduced by \$2.8 million General Fund, leaving \$4.8 million in the budget to move forward with immediate plans for expansion of capacity.

This budget anticipates using, in the second year of the biennium, \$5.7 million Other Funds from the Community Mental Health (Dammasch) Housing Trust Fund to support program services. This amount is equal to one-half of the current principal in the Fund. The Other Funds will be used to continue to provide community services to children and adults with mental illness. The community housing grant program will continue during the 2011-13 biennium, at reduced levels as funding permits. The following budget note related to the Dammasch Fund was approved:

BUDGET NOTE

Funds from the Dammasch Trust Fund in the 2011-13 budget are being used due to the severe revenue shortfall the state has experienced. Dammasch funds are being used exclusively for vital mental health services. If revenue should substantially increase in the current biennium, the Legislature will restore these funds to their full amount.

This budget has been reduced by \$3.4 million General Fund as a result of the statewide effort to restructure state government business operations and management of agency programs and services. The agency is also expected to manage a portion of the personal services underfunding within this program area.

Public Health

In Public Health, the overall budget adjustments add \$1.8 million General Fund, \$5.1 million Other Funds, and \$5.7 million Federal Funds.

The rebalance plan approved by the Committee includes a General Fund cost of \$1.2 million, primarily a result of underfunded personal services costs. The plan also includes a \$6.2 million Federal Funds expenditure limitation increase for the Office of Family Health and the Office of Environmental Health. This includes grant awards for the Maternal Infant and Early Childhood Home Visiting Program, the WIC Breastfeeding Program, and the Healthy Homes grant.

Actions were approved to manage the \$1.2 million General Fund withheld in the legislatively adopted budget for the 3.5% supplemental statewide ending balance. The agency is expected to manage all personal services underfunding within this program area. This budget has also been reduced by \$303,303 General Fund as a result of the statewide effort to restructure state government business operations and management of agency programs and services. Other approved actions include the transfer of \$1.5 million from the Tobacco Use Reduction Account to the state General Fund.

Central, Shared & Direct Charge Services

The budget adjustments for Central, Shared and Direct Charge Services increase General Fund by \$5.1 million, Other Funds expenditure limitation by \$3.5 million, and Federal Funds expenditure limitation by \$80 million.

The rebalance plan includes a General Fund cost of \$4 million, primarily a result of underfunded personal services costs. The plan also includes a \$3.5 million increase in Other Funds expenditure limitation for Shared Services. Federal Funds expenditure limitation is increased by \$80.4 million to support additional resources for projects supported by the Office of Health Information Technology (OHIT). OHIT has received additional federal grant funds to support the infrastructure that will promote the development of health information technology strategies and applications to support the widespread improvement of the health care system. It also expects to receive \$67.8 million Federal Funds during the biennium to pass through to health care professionals and hospitals in Oregon as incentives to develop electronic health record systems.

The Committee approved a number of other actions, partially to manage the \$4.7 million General Fund withheld in the legislatively adopted budget for the 3.5% supplemental statewide ending balance. The agency is expected to manage all personal services underfunding within this program area. The original \$4.7 million holdback included \$1.9 million General Fund related to debt service, which was added back. This budget has also been reduced by \$691,053 General Fund as a result of the statewide effort to restructure state government business operations and management of agency programs and services.

Department of Human Services

Senate Bill 5701 increases the Department of Human Services (DHS) budget by a net \$103.5 million General Fund, \$22 million Other Funds, \$160.7 million Federal Funds, and 13 positions (13.00 FTE). The 13 positions are moved from the Oregon Healthy Authority, for no net increase between the two agencies. The net adjustments reflect updated pricing of program caseloads, costs and revenues, and selected agency actions to help “rebalance” the legislatively adopted budget; technical adjustments to fix errors made in the initial distribution of resources between DHS and the Oregon Health Authority when that new agency was created; actions to be taken to address the \$73.7 million General Fund unspecified reduction in the legislatively adopted budget for the 3.5% supplemental statewide ending balance; and other actions anticipated in the Ways and

Means Co-Chairs' statewide budget plan. The budget was reduced by \$240,259 General Fund and \$196,576 Federal Funds to reflect savings in State Government Service Charges from the change in the state's e-government funding model. More detailed description of the budget changes and actions in each program area follows.

Central Services

The Central Services budget is reduced by \$522,515 General Fund, \$10,047 Other Funds, \$1.3 million Federal Funds, and 9 positions (8.99 FTE). This includes reductions of \$580,630 General Fund and \$478,824 Federal Funds as part of the statewide effort to restructure state government business operations and management of agency programs and services. This unit is also expected to manage \$310,205 General Fund and \$310,205 Federal Funds in higher-than-budgeted position costs through holding position vacancies and other actions. Technical adjustments are made to move one position (1.00 FTE) into and 10 positions (9.99 FTE) out of this budget.

Children, Adults and Families

Senate Bill 5701 increases funding for Children, Adults and Families (CAF) by \$26.8 million General Fund, \$14.9 million Other Funds, and \$31.1 million Federal Funds. This reflects budget adjustments based on CAF's budget rebalance needs and technical adjustments, the \$28.7 million General Fund reduction made in the 2011-13 legislatively adopted budget for the 3.5% supplemental ending balance, and other actions anticipated in the statewide budget plan.

DHS identified a net \$34.5 million General Fund need in the CAF budget in its financial report to the Joint Interim Committee on Ways and Means in January 2012. The federally-funded Supplemental Nutrition Assistance Program (SNAP) caseload continues significant growth: \$130 million was added to CAF's nonlimited Federal Funds expenditure limitation in December 2011, 5.6% above the legislatively adopted budget level. Caseloads and costs in the Temporary Assistance to Needy Families (TANF) cash assistance programs are forecast to be \$44.1 million General Fund higher than budgeted, with the most notable increase in the TANF Basic caseload, where the average caseload is now projected to be 28,607 monthly, 17.2% higher than the 24,407 average in the legislatively adopted budget. Child Substitute Care caseloads are forecast higher than budgeted, primarily in regular foster care, special contracts, residential treatment, and target children cases. Other substitute care programs show a small savings compared to the budget. Adoptions program caseloads and costs are projected to be lower than funded in the legislatively adopted budget.

Notable revenue adjustments in CAF's budget rebalance and in the statewide budget plan include the use of \$16 million in federal TANF funds received but not spent in the 2009-11 biennium; \$5.1 million in SNAP access and application process bonuses; and \$6.2 million in federal Child Care and Development Fund moneys received from the Employment Department as Other Funds. In addition, \$10 million in federal fiscal year 2013 TANF contingency funds are assumed to replace a \$5 million shortfall in federal fiscal year 2012 funding and to help avoid \$8 million in further reductions in TANF programs.

Key elements of the CAF budget after the Senate Bill 5701 adjustments include the following:

- In the TANF program, basic cash assistance payment levels and income eligibility criteria are unchanged. Current TANF Parents as Scholars clients can complete their education without losing cash assistance. The TANF Family Support and Connections program is maintained at full funding. Adults who meet the federal 60-month time limit in- or out-of-state will not be eligible for TANF in Oregon. The current "job quit"

ineligibility period is extended from 60 to 120 days. Post-TANF payments to working families are ended May 1, 2012, two months earlier than originally budgeted. There continues to be risk in TANF caseloads which are already running above the Fall 2011 forecast level.

- \$9 million in unallocated JOBS funding is maintained for job placement, contracted slots and client support services such as child care and transportation.
- Employment Related Day Care (ERDC) caseloads are funded at an expected 8,500 average cases, with a continued mix of General Fund and federal Child Care and Development Fund moneys. Client co-payments are increased by 10%, an average of \$5 to \$10 monthly for families receiving subsidies. The unallocated \$5.7 million special purpose appropriation to the Emergency Board for ERDC or other supports and services for children and families is eliminated.
- Child welfare services are maintained, including funding for SB 964 (2011) community-based, family preservation and reunification programs. The unallocated \$5 million special purpose appropriation to the Emergency Board for child welfare differential response is abolished. The new initiative to contract for domestic violence advocates in program offices is scaled back, and \$1 million for new infrastructure grants to domestic violence shelters is eliminated. Foster care, adoptions assistance and other child welfare provider reimbursement payments are unchanged from the legislatively adopted budget level.
- Funding for refugee services is decreased by \$100,000, reducing the legislatively adopted budget for the program by less than 1% overall. The \$100,000 reduction is made in federal TANF funds which will be used elsewhere in CAF to free up \$100,000 General Fund.
- Vocational Rehabilitation Services are continued without reduction.

Higher-than-budgeted position costs in CAF total \$15.6 million General Fund and \$15.6 million Federal Funds; these costs will be managed through holding position vacancies and other actions. An additional \$1.9 million General Fund and \$1.9 million Federal Funds reduction is made in CAF self-sufficiency program staffing and other operating costs. The CAF budget is further reduced by \$3 million General Fund, \$180,000 Other Funds and \$2.8 million Federal Funds as part of the statewide effort to restructure state government business operations and management of agency programs and services. Overall, the impact of these actions is expected to reduce CAF staffing by the equivalent of more than 310 positions, and bring field staffing levels for self-sufficiency and child welfare programs down to less than 70% of the workload staffing models for those programs.

Seniors and People with Disabilities

The budget for Seniors and People with Disabilities (SPD) is increased by \$77.2 million General Fund, \$4.4 million Other Funds, and \$129.8 million Federal Funds. Technical adjustments move one position (1.00 FTE) from SPD to the Central Services budget. These budget adjustments address SPD's budget rebalance and technical adjustments, the \$44.1 million General Fund reduction made in the 2011-13 legislatively adopted budget for the 3.5% supplemental ending balance, and other actions anticipated in the statewide budget plan.

DHS reported in January 2012 to the Joint Interim Committee on Ways and Means that caseloads in long-term care facilities for seniors and people with physical disabilities are expected to be down just slightly overall from the caseloads funded in the legislatively adopted budget.

However, costs for in-home cases and community-based care were higher than budgeted, in part because of some clients shifting to home and community-based care settings from Medicare Part A and Part B Buy-in programs that pay Medicare premiums for low-income "dual eligible" seniors who qualify for both Medicare and Medicaid. In the programs serving people with developmental disabilities, caseloads overall were slightly less than initially funded, although costs per case were running higher due to higher client acuity levels and some movement between program settings. Higher Medicaid client participation rates in those programs were expected to provide more Federal Funds to help offset the higher overall costs. Overall, SPD's budget rebalance showed a small General Fund savings from the legislatively adopted budget, before consideration of the 3.5% supplemental ending balance reduction and the budgeted long-term care reimbursement reduction.

In addition to the unspecified \$44.1 million General Fund reduction for the 3.5% supplemental ending balance, the legislatively adopted budget reflected a reduction of \$51.5 million General Fund, \$147.6 million total funds in the second year of the biennium for long-term care costs for seniors and adults with physical disabilities in in-home services, community-based facilities, and nursing facilities. When repriced for the shift in service settings and costs in the agency's budget rebalance, to fully restore this reduction would require \$53.4 million General Fund. The adjustments in Senate Bill 5701 include an additional \$40 million General Fund appropriation in this program area, reducing the potential reimbursement reduction from \$53.4 million to \$13.4 million. The Co-Chairs' intent is that the Governor's Office, the Oregon Health Authority and DHS will pursue additional federal Medicaid funding or other federal revenue to mitigate or eliminate the full reduction. DHS is expected to report on this issue to the Emergency Board at its May 2012 meeting, with recommendations regarding any further action to be taken at that time. In addition, as part of the Co-Chairs' budget rebalance plan, an agreement was made to consider using the Emergency Fund to cover the remaining \$13.4 million reimbursement reduction if additional federal funds are not obtainable and the June 2012 Oregon Economic and Revenue Forecast of 2011-13 biennium General Fund revenues, excluding the impact of 2012 legislative session adjustments, exceeds the amount of General Fund revenues in the March 2012 forecast by at least \$25 million.

The approved budget makes no reductions in Oregon Project Independence services, Medicaid adult day services, or Medicaid home-delivered meals programs.

Alternatives to Employment Services, Sheltered Employment, Supported Employment, the Family Support Program and Family-to-Family network for people with developmental disabilities and their families also continue without reductions. The plan avoids further reductions to reimbursement rates for brokerages and community developmental disability programs (CDDPs). It also adds \$7.5 million General Fund for 24-hour residential providers; for supported living providers; and for children's residential providers including children's foster care group homes, to bring the 2011-13 biennial budget reductions to no more than 6% below the 2009-11 level. No changes were made at this time for the adult foster care programs, which are currently in collective bargaining negotiations. The following budget note was approved:

BUDGET NOTE

The Department of Human Services is to report to the Emergency Board in September 2012 on the outcome of the negotiations for the adult foster care programs. If the negotiations result in a reduction that is more than 6% below the 2009-11 reimbursement rate, DHS is to identify options for bringing reimbursement for adult foster care programs to no more than a 6% reduction for the balance of the biennium, and include its preferred option in the agency's next budget rebalance plan.

Costs for crisis diversion and in-home services for some individuals with developmental disabilities will be limited, resulting in budget savings of \$241,149 General Fund and \$956,710 Federal Funds. Clients in three additional state operated group homes for adults with disabilities will be moved to private group homes, for a \$350,190 General Fund and \$571,410 Federal Funds savings this biennium. With three state operated group homes already in the process of being closed, DHS will move a total of 30 clients to private group homes by the end of the biennium, for an estimated net savings of \$1.3 million General Fund and \$3.4 million Federal Funds.

The budget adjustments anticipate \$2.8 million in General Fund savings from a total of \$1.5 million Other Funds and \$1.3 million Federal Funds in increased revenue, based on contractor estimates for higher third-party recoveries for long-term care cases, higher projected estate recoveries, and a new Medicaid 1915(c) waiver for in-home comprehensive services for children with developmental disabilities.

Higher-than-budgeted position costs in SPD total \$9.4 million General Fund and \$10.7 million Federal Funds; these costs will be managed through holding position vacancies and other actions. An additional \$1 million General Fund and \$1 million Federal Funds reduction is made in SPD and Area Agencies on Aging (AAAs) program staffing and other operating costs. The SPD budget is further reduced by \$2.5 million General Fund and \$3.3 million Federal Funds as part of the statewide effort to restructure state government business operations and management of agency programs and services. Overall, the impact of these actions is expected to reduce staffing for AAA, DD, and SPD staffing by the equivalent of 180 positions, with reduced field staffing levels for Medicaid eligibility and case management.

Shared Services

The Shared Services budget is increased by a net \$2.8 million Other Funds and 23 positions (22.99 FTE). Technical adjustments add \$3.5 million Other Funds, based on the transfer of 23 positions to Shared Services from within DHS and the Oregon Health Authority. The budget reflects a reduction of \$716,863 Other Funds as part of the statewide effort to restructure state government business operations and management of agency programs and services. Higher-than-budgeted position costs of \$4 million Other Funds will be managed through holding position vacancies and other actions.

Of note: Senate Bill 5701 abolishes the unallocated \$8 million special purpose appropriation to the Emergency Board established in 2011 for Department of Human Services and Oregon Health Authority caseloads and costs for programs and services. However, the agencies may, if needed, be able to access a part of the new \$60 million special purpose appropriation to the Emergency Board designated for potential allotment reduction mitigation; for home foreclosure issues; or for human services caseload increases.

Public Safety Program Area

Department of Corrections

Senate Bill 5701 adds a net \$38.1 million General Fund for the Department of Corrections (DOC), reflecting a partial restoration of the 2011-13 legislatively adopted budget's adjustment for the supplemental ending balance, a "rebalance" of resources across the agency's divisions, and DOC's share of the statewide effort to restructure state government business operations and management of agency programs and services.

The 2011-13 legislatively adopted budget included a \$48.2 million General Fund (3.5%) reduction for the supplemental ending balance. The Committee restored \$38.1 million resulting in the following reductions and actions the agency must make to close the resulting funding gap:

- The amount of funding dedicated for the reimbursement of counties for the jail costs of incarcerating Ballot Measure 73 offenders is reduced by \$1.6 million General Fund. Requests for reimbursement have been lower than expected for the first six months of the biennium. The agency would need to request further funding or reallocate resources within its budget if requests return to at least the amount assumed in the legislatively adopted budget.
- A greater amount of federal funds through the State Criminal Alien Assistance Program (SCAAP) is now anticipated so \$315,352 General Fund in the Health Services Division may be replaced with an equivalent amount of federal funds.
- The amount of debt service required for 2011-13 is reduced by \$81,641 General Fund through refinancing of existing certificates of participation (COPs). Future biennial budgets will reflect savings due to this refinancing.
- DOC's share of the statewide effort to restructure state government business operations and management of agency programs and services is \$7.9 million General Fund.

BUDGET NOTE

The Department of Corrections is instructed not to close or deactivate any facility or units for the purposes of the \$7.9 million reduction related to the agency's share of the statewide effort to restructure state government business operations and management of agency programs and services without consulting the Emergency Board or the Legislature.

The Committee also approved an agency-wide rebalance of appropriation and expenditure limitation affecting most of the divisions. Overall, this rebalance reflects no net increase in General Fund, a \$98,019 increase in Other Funds expenditure limitation, and a \$7,989 decrease in the Federal Funds expenditure limitation. As part of this rebalance, \$220,875 General Fund is transferred to the Operations Division from the Transitional Services Division accounting for funding for one of the five management positions that were eliminated in the 2011-13 legislatively adopted budget. This bill eliminates the five positions (5.00 FTE) since only the funding was eliminated in the 2011 legislative session. The agency's budget was also reduced by \$266,788 General Fund to capture statewide e-government savings.

The bill also repeals the appropriation section for Chapter 666 (House Bill 2940, 2011) and combines this \$100,095 General Fund appropriation with the primary appropriation for the agency found in Chapter 635 (Senate Bill 5505, 2011). Also established in this bill is an Other Funds expenditure limitation for Capital Improvements of \$413,449 for the replacement of components of the Eastern Oregon Correctional Institution's (EOCI) water heating system utilizing solar panels.

The Other Funds expenditure limitation is increased by \$3.2 million for grants to local jails funded by criminal court fees. This limitation was inadvertently left out of House Bill 2712 (2011). The Federal Funds expenditure limitation is also increased by \$600,000 for a federal grant that the agency has received relating to the Prison Rape Elimination Act (PREA). There are three limited duration positions (0.81 FTE) authorized for the activities associated with this grant.

Oregon Criminal Justice Commission

The Committee approved an increase in the Federal Funds expenditure limitation for the Criminal Justice Commission (CJC) of \$6,987,121 reflecting the amount of federal resources that must be spent by the end of the 2011-13 biennium. At the time final action on CJC's 2011-13 budget was taken during the 2011 legislative session, the amount of available federal funding through various grants was not finalized. These funds will mostly be used for programs similar to drug courts for Ballot Measure 57 offenders.

District Attorneys and Their Deputies

Senate Bill 5701 appropriates \$359,976 General Fund for the District Attorneys and Their Deputies. This increase represents a restoration of the entire amount reduced for the supplemental ending balance in the 2011-13 legislatively adopted budget offset by a \$2,078 General Fund decrease for the e-government adjustment. The only option for adjusting this budget is to reduce the compensation of the 36 locally elected District Attorneys.

Department of Justice

The Committee approved a net reduction of \$160,840 in the General Fund appropriation for the Department of Justice (DOJ). Instead of restoring the \$1.9 million General Fund (3.5%) that had been reduced in the 2011-13 legislatively adopted budget for the supplemental ending balance, several reductions were made to fill the gap. These General Fund adjustments include \$600,652 for the Defense of Criminal Convictions (DCC) program. At this time the agency believes this reduction will not significantly affect the DCC program as long as the target savings from management actions are met and the resources in a special purpose appropriation to the Emergency Board are available for the program. This DCC reduction also leads to decreases in the Other Funds expenditure limitations for the Appellate Division of \$210,442 (one position/1.00 FTE) and for the Trial Division of \$39,347 (0.25 FTE).

The Division of Child Support will use mostly vacancy savings to save \$785,156 General Fund, also resulting in a decrease of \$1,395,709 in federal matching funds. The Committee did approve a \$300,000 General Fund increase and a \$600,000 increase in the Federal Funds expenditure limitation for matching federal funds to continue the development of the replacement of the Division of Child Support's major information management system necessary to keep pace with changing program and federal requirements. The Criminal Justice Division will reduce its District Attorney Assist and Organized Crime programs by \$270,831 General Fund (2 positions/1.00 FTE) which also results in a \$221,874 reduction in the Other Funds expenditure limitation for the Division. Other General Fund reductions include \$10,500 for the grant to Project Clean Slate and \$50,000 from the Civil Rights unit. The change in the General Fund also reflects the use of \$348,950 Other Funds in penalties and other resources collected through the Medicaid Fraud unit to offset an equivalent amount of General Fund.

The DOJ's share of the statewide effort to restructure state government business operations and management of agency programs and services is \$600,000 Other Funds. It is expected all of the agency's programs will be reviewed and that a portion of the resulting reduction could lead to overall General Fund savings as the rate for agency legal services is adjusted.

The Department of Justice has joined the Attorneys General in 49 other states in a financial settlement with major private mortgage lenders. Funding to assist distressed homeowners and direct payments to states are part of this settlement. The following budget note is included for the Department of Justice.

BUDGET NOTE

The Department of Justice may request funding for activities related to mortgage fraud and similar issues from the special purpose appropriation established for this purpose. These activities may include investigation and prosecution of mortgage fraud cases, efforts to assist distressed homeowners access funding made available by the recent multi-state settlement with private mortgage lenders, housing counseling, and other activities relating to possible foreclosures. The Department of Justice shall work with the Department of Consumer and Business Services, the Housing and Community Services Department, and other agencies and entities in formulating a plan for the best use of these funds for presentation to the Emergency Board as part of its request for these funds.

Oregon Military Department

None of the funding reduced in the 2011-13 legislatively adopted budget was restored for the Oregon Military Department. The Committee made further reductions including \$35,046 General Fund in the Operations program through vacancy savings for a facilities engineer position, and transferred \$71,937 in savings from the Capital Debt Service program to the Operations program for general operating services and supplies expenses. The net General Fund increase to the Operations program is \$36,891. The Committee also decreased the Emergency Management program by a total of \$120,897 General Fund. A portion of this reduction is from vacancy savings in the Director of Emergency Management position (\$11,816) with the remainder as the agency's share of the statewide effort to restructure state government business operations and management of agency programs and services (\$109,081).

The Committee appropriated \$4.5 million General Fund to Military Department for depositing into the Oregon Local Disaster Assistance Loan and Grant Account for school districts that have raised at least 50% of the cost from local resources and donations for the replacement and relocation of school buildings damaged or destroyed by a flood that is declared a federal disaster. The Committee also approved \$4 million Other Funds expenditure limitation for the Oregon Local Disaster Assistance Loan and Grant Account for the payment of such expenses.

The Community Support program's Other Funds expenditure limitation is increased by \$118,339 for 2011 fire season expenditures.

The Committee also increased the Capital Debt Service Other Funds expenditure limitation by \$306,589 for cash proceeds from previously issued Seismic Rehabilitation Grant bonding and \$241,578 for cash proceeds from previously issued certificates of participation used to fund various armory capital improvements. These funds will be used in lieu of General Fund, for \$548,167 in General Fund Debt Service savings.

The following budget note was adopted.

BUDGET NOTE

The Military Department is directed to prepare a statewide information technology plan for upgrading Oregon's 9-1-1 system(s) to Next Generation technology. The plan shall include a detailed component to consolidate the state's Public Safety Answering Points based upon the 2012 L.R. Kimball Consolidation Analysis and Next Generation 9-1-1

Implementation Report. The plan is to be submitted through the normal budget review process for an information technology project and be reviewed by the Department of Administrative Services - Information Enterprise Strategy and Policy Division.

Department of State Police

Senate Bill 5701 reflects a net \$5.3 million increase in the General Fund appropriation for the Oregon State Police (OSP), including adjustments for the restoration of the reduction for the supplemental ending balance, adjustments across divisions based on a rebalance plan proposed by the agency, and OSP's share of the statewide effort to restructure state government business operations and management of agency programs and services. The total \$7.8 million reduced in the 2011-13 legislatively adopted budget for the supplemental ending balance (3.5% reduction) is restored across the agency.

The changes in the bill include the adjustment of General Fund appropriations for each division based on updated projected spending for the remainder of the biennium. This "rebalance" of resources generally transfers General Fund from the Forensics and Information Management divisions to the Patrol and Criminal divisions. Major factors for these transfers include final employee compensation decisions greater than what was assumed in the legislatively adopted budget, savings from vacant positions, increasing fuel costs, need to replace patrol car video camera systems, and specific programmatic needs. The Committee also approved a reduction of \$2.5 million General Fund for OSP's share of the statewide effort to restructure state government business operations and management of agency programs and services.

The 2011-13 legislatively adopted budget was also reduced by \$241,486 Lottery Funds for the supplemental ending balance. None of this reduction is restored in this bill. In addition, other cost increases (e.g., employee compensation and fuel costs) have left the Fish and Wildlife Division with a Lottery Funds shortfall of over \$700,000. To avoid further staffing reductions, funding for up to five Fish and Wildlife trooper positions will be transferred from Ballot Measure 76 Lottery Funds to Other Funds resources available from carry-forward of Oregon Department of Fish and Wildlife revenues and vacancy savings. This transfer requires an additional \$436,875 in Other Funds expenditure limitation. An increase of \$202,180 in the Lottery Funds expenditure limitation is also approved taking advantage of a greater use of Lottery Funds balances.

The Committee approved a \$521,944 increase in the Federal Funds expenditure limitation for OSP to execute a spending plan for the use of forfeiture and seizure funds. These federal resources have restrictions on how they may be used; and generally do not include the salaries and benefits of current permanent personnel. They also may not be used to replace or supplant appropriated resources of the agency. OSP plans to use these funds to purchase equipment to increase the productivity and safety of troopers including Tasers, equipment for the bomb squad, "Speak Write" software, and "confidential" funds for Criminal Division detectives.

Department of Public Safety Standards and Training

An increase of \$315,518 General Fund was approved for the Department of Public Safety Standards and Training (DPSST). All of the General Fund for the agency is for Debt Service payments for the certificates of participation (COPs) issued for the construction of the agency's Salem facility. This amount represents what was reduced for the supplemental ending balance during the 2011 legislative session, less the amount of savings from refinancing some of the COPs.

The Committee approved an \$873,897 decrease of Other Funds expenditure limitation for the Criminal Justice Training program. This reduction corresponds with a decrease in the allocation of Criminal Fines Account (CFA) resources to the agency that is included in House Bill 5702 (2012). This allocation adjustment increases the amount of CFA resources available for the General Fund. This reduction in training funding will result in the discontinuation of the child abuse training program and the elimination of six positions (3.75 FTE) including a Training Support Specialist, two Range Masters, a Training Development Coordinator, a Health and Fitness Coordinator and a general trainer position. The agency has stated that these reductions will not affect the number of basic law enforcement training classes.

Oregon Youth Authority

To restore county programs affected by the supplemental ending balance reduction applied in the Oregon Youth Authority (OYA) 2011-13 legislatively adopted budget, the Committee added \$910,596 General Fund for Diversion (\$325,265), Juvenile Crime Prevention (\$276,061), Multnomah County Gang (\$163,264), and Individualized Services (\$146,006). As part of the county funding discussion, state support for the East Metro Gang Enforcement Team (EMGET) was confirmed to be \$1,666,753 General Fund for the 2011-13 biennium. This amount consists of \$566,753 in state General Fund from Multnomah County's gang funding grant along with \$1.1 million in designated EMGET General Fund.

The Committee used \$186,988 General Fund from OYA's operations budget to restore debt service. The budget was also reduced by \$64,628 General Fund to capture statewide e-government savings.

To generate additional program savings, \$1 million General Fund was eliminated from the budget based on lower utilization of about 25 foster care and residential beds. The personal services budget was also reduced by \$1.3 million as part of the statewide effort to restructure state government business operations and management of agency programs and services.

Economic and Community Development Program Area

Oregon Business Development Department

The Committee reduced the agency's General Fund appropriation by \$8,729; reduced Lottery Funds expenditures for operations by \$493,653; reduced Other Funds expenditures for operations by \$277,500; and increased Lottery Funds debt service expenditures by \$2,830,159 and Other Funds debt service expenditures by \$321,885, to restore reductions and fully finance debt service costs on lottery revenue bonds. The budget adjustments will generally allow the agency to implement its budget as it identified it would with the 3.5% holdback that was approved to generate a supplemental statewide ending balance, but with certain modifications. These modifications include limiting the Lottery Funds reduction for the Strategic Reserve Fund to \$700,000; increasing the Lottery Funds reduction for Oregon InC by \$357,000; increasing Lottery Funds for the Government Contract Assistance Program with the understanding that the Department will provide a total of \$290,000 Lottery Funds to that program; and increasing the Lottery Funds reduction to the Oregon Film and Video Office by \$81,125.

The Committee also approved budget adjustments to eliminate any additional grant or loan commitments in the Building Opportunities for Oregon Small Business Today (BOOST) program. The Business, Innovation and Trade Division's Other Funds expenditure limitation was reduced by \$377,500 for the reduction in BOOST program grant expenditures, and Other Funds Nonlimited were reduced by \$3,315,000 for the

reduction in BOOST program loan expenditures. Senate Bill 1579 transfers the combined reduction of \$3,692,500 in uncommitted BOOST program account Other Funds to the General Fund.

Lottery Funds were reduced by \$3,547 for the e-government funding model change. Expenditures were reduced by \$9,006 General Fund and \$432,802 Lottery Funds for the agency's share of the statewide effort to restructure state government business operations and management of agency programs and services. Finally, a \$100,000 Other Funds increase in the Business, Innovation and Trade Division, and one position (0.50 FTE), were approved to implement Senate Bill 817 (2011), which established the Oregon Low Income Community Jobs Initiative.

Employment Department

The General Fund appropriation to Employment Department's Child Care Division was reduced by \$336,868. Of this amount, \$250,000 reflects delayed implementation of a health consultation program model being developed by the Oregon Health Authority that was assumed in the Child Care plan and legislatively adopted budget, and a reduction in administrative costs related to the provision of customized reports for child care providers; the remaining \$86,868 is attributable to the statewide effort to restructure state government business operations and management of agency programs and services.

Senate Bill 5701 amends the agency's Federal Funds expenditure limitations to distinguish expenditures from Federal Funds received for benefits administration and operation of public employment offices from expenditures from federal Child Care and Development Funds.

The Committee increased Federal Funds expenditure limitation for benefits administration and public employment offices by \$12,345,199 and established three limited duration positions (6.50 FTE) to accommodate changes in caseload across several programs, as follows:

- \$1.3 million and 5.00 FTE for timely benefit administration of federal unemployment insurance benefit extensions for two additional months that had been approved by the U.S. Congress as of February 14, 2012;
- \$427,704 for Office of Administrative Hearings adjudication of those benefits;
- \$1.2 million and 3 positions (1.50 FTE) for casework and benefit administration of an anticipated 300 dislocated workers per quarter under a federally approved extension of the expanded Trade Act;
- \$447,958 for information technology expenditures necessary to enable participation in the Treasury Offset Grant Program, which enables the Department to recover employer taxes or benefit overpayments from Federal tax returns; and
- \$9 million for utilization of Federal Funds for administration in place of Other Funds (Reed Act) dollars.

The Employment Department identified \$16.6 million in Child Care and Development Funds carried over from previous biennia. The Committee increased Child Care and Development Federal Funds by \$6.2 million for the Employment Department for allowable child care expenditures, per federal guidelines. The statewide budget plan anticipates this \$6.2 million will be transferred to the Department of Human Services for child care subsidies and related expenditures. Decisions regarding how to utilize the remaining Child Care and Development Funds will be made at a later date.

Other Funds expenditure limitation adjustments resulted in a net reduction of \$5,385,131, consisting of the following:

- An additional \$2.5 million and eight limited duration positions (5.00 FTE) to allow for timely administrative hearings and decisions due to the 2-month extension of federal unemployment insurance benefits, and higher than anticipated caseloads originating in the Department of Education and the Portland Police and Fire Disability Fund;
- An additional \$1.4 million and three limited duration positions (1.88 FTE) associated with the Department's successful grant application for development of a national model workforce registration system;
- A reduction of \$9 million Other Funds due to the receipt and utilization of a like amount of Federal Funds for the administration of Unemployment Insurance activities; and
- A reduction of \$250,000 that is attributable to the statewide effort to restructure state government business operations and management of agency programs and services.

Housing and Community Services Department

The General Fund appropriation for the Department was increased by \$75,956 to restore funding to the General Fund Food Program, and by \$76,910 to restore the 3.5% supplemental ending balance reduction to the Court Appointed Special Advocate (CASA) program transferred and funded in House Bill 4082 (2012). General Fund for the Low Income Rental Housing Fund was reduced by 3.5% (\$16,450). The bill increases Lottery Fund expenditures by \$80,919 for debt service costs on lottery revenue bonds. Other Funds expenditure limitation was increased by a total of \$9,081,162, consisting of \$5 million for the Oregon Energy Assistance Program pursuant to Senate Bill 863 (2011), \$2,697,087 and 20 positions (15.35 FTE) for administration of the Home Ownership Stabilization Initiative, and \$1,384,075 for administration of the CASA program. Federal Funds expenditure limitation was increased by \$5 million to reflect a federal grant award for phase three of the Neighborhood Stabilization Program.

Department of Veterans' Affairs

The Committee increased the General Fund appropriation to the Oregon Department of Veterans' Affairs by a net \$92,536, based on the following adjustments:

- Restoration of \$115,656 of the 3.5% supplemental ending balance adjustment, with the intention that the General Fund appropriation made for Veterans' Disabled Transportation be reduced by \$90,000 in lieu of reductions to other services provided by the Department of Veterans' Affairs; and
- A reduction of \$23,120 that is attributable to the statewide effort to restructure state government business operations and management of agency programs and services.

A technical adjustment was approved to transfer a state agency assessment adjustment from the General Fund appropriation for National Services Organizations to the General Fund appropriation for services provided to the Oregon Department of Veterans' Affairs; this transfer has no net General Fund impact.

Natural Resources Program Area

Department of Environmental Quality

Senate Bill 7501 adds \$193,612 General Fund to restore funding for debt service payments. A one-time \$86,615 General Fund reduction to the Land Quality program captures savings from putting a position on special assignment in the Water Quality program. The agency's share of the statewide effort to restructure state government business operations and management of agency programs and services is \$169,003 General Fund, which was taken in the Water Quality program.

Department of Geology and Mineral Industries

To accommodate increased demand for contract services such as Lidar data collection and FEMA flood hazard mapping, the Committee increased Federal Funds expenditure limitation by \$1,788,385, increased Other Funds expenditure limitation by \$1,709,304, and established 10 limited duration positions (6.37 FTE). General Fund was also reduced \$1,204 in the Geologic Survey program to reflect savings in State Government Service Charges from a change in the state's e-government funding model.

Department of State Lands

For payment of expenses related to the Portland Harbor Superfund, the Committee added \$681,266 General Fund (with a corresponding disappropriation of \$681,266 General Fund from the Emergency Fund) and an increase of \$333,333 Other Funds expenditure limitation.

Other Funds expenditure limitation was increased by \$468,125 for fire suppression and land rehabilitation costs as a result of fire damage during the 2011 fire season on Common School Fund rangeland, and by \$256,139 for completion of the Territorial Seafloor Mapping Project. Federal Funds expenditure limitation was increased by \$428,127 for the Department to finalize administration of existing contract balances for eight federal grants in the Natural Heritage program (\$250,127) and to accept a grant from the Environmental Protection Agency for a Wetland Program Development grant (\$178,000).

State Department of Agriculture

Senate Bill 5701 reflects a number of one-time fund shifts with the agency's budget, using Ballot Measure 66 (M66) ending balance carried over from the 2009-11 biennium and Other Funds in the Animal Health program, to rebalance the 3.5% General Fund supplemental ending balance reductions taken across agency programs as part of the 2011-13 legislatively adopted budget. These rebalance adjustments increase Administration and Support Services by \$29,703 General Fund; increase Food Safety Policy Area by \$150,882 General Fund and \$31,311 Other Funds; decrease Natural Resources Policy Area by \$73,647 General Fund, but increase dedicated Lottery Funds by \$416,788 (which includes about \$290,000 carry forward expenditure limitation for improvements at the Plant Division's Hawthorne facility); and decrease Agriculture Development Policy Area by \$113,203 General Fund, but increase non-dedicated Lottery Funds by \$763.

Additional adjustments were approved to make General Fund available as part of the state-wide budget rebalance plan. These include two fund shifts to use M66 Lottery Funds carry forward to replace General Fund: \$354,631 in the Invasive Weeds program and \$160,724 in the Insect Pest Prevention and Management program. In the Plant Health program, \$10,000 Other Funds was used to replace General Fund. The Agriculture Development and Marketing program was reduced by \$70,000 General Fund to reflect vacancy savings. Finally, General Fund was reduced \$4,328 in the Administrative and Support Services Division to reflect savings in State Government Service Charges from a change in the state's

e-government funding model. The Department's share of the statewide effort to restructure state government business operations and management of agency programs and services is \$197,170 General Fund, which was taken from the Food Safety program.

A 3.5% reduction, \$5,250 General Fund, was approved for individual farm credit mediations (House Bill 5056) that had not been subject to the supplemental ending balance adjustment made during the 2011 legislative session.

State Department of Energy

Senate Bill 5701 adds \$4,249,010 Other Funds expenditure limitation, \$109,164 Federal Funds expenditure limitation, one position and 5.50 FTE for administration of energy incentive programs created or modified by the passage of House Bill 3672 (2011). Lottery Fund expenditures are increased by \$75,746 for debt service costs on lottery revenue bonds.

State Department of Fish and Wildlife

The Committee approved a one-time \$41,000 fund shift, replacing General Fund for services and supplies with Other Funds at the Hatchery Research Center. Funding was adjusted for a fish ladder capital improvement package on Steamboat Creek by decreasing Other Funds capital improvement expenditure limitation by \$70,000 and increasing Federal Funds capital improvement expenditure limitation by \$140,000. When the Natural Resources Subcommittee considered budget requests from the Department, it also recommended the expenditure of \$20,000 from the Commercial Fish Fund to support the Port Orford Ocean Resource Team facility and \$100,000 from the Recreational Shellfish Fund for a subtidal survey of brood stock clams in Tillamook Bay with the understanding that if the Department requires an increase in Other Funds expenditure limitation to accommodate these expenditures they are to return later in the biennium to request such an increase.

In addition, \$12,168 General Fund was restored for debt service payments on outstanding certificates of participation. Finally, General Fund was reduced \$5,368 in the Administration Division to reflect savings in State Government Service Charges from a change in the state's e-government funding model. The Department's share of the statewide effort to restructure state government business operations and management of agency programs and services is \$253,504 General Fund, which was taken from the Fish Division.

A technical correction to the Department's adopted budget eliminates position authority for two positions (2.00 FTE) in the Conservation Strategy program that were added in error. The funding was intended to be used instead for services and supplies

State Forestry Department

The Committee, per the Co-Chair budget plan, restored the 3.5% supplemental ending balance reduction for some agency programs, adding \$1,189,182 General Fund to the Fire Protection program, along with \$102,087 General Fund and \$81,990 Lottery Funds for debt service.

An additional one-time payment of \$200,000 General Fund was approved in the Agency Administration program to fund a position in the Governor's Office to support forest policy issues, in particular finding a solution to the county government financial predicament related to the Oregon & California (O&C) Act reduction in federal forest payments.

The budget for the Private Forests program was reduced by \$932,036 General Fund, affecting 50 positions and 9.92 FTE, for the Department of Forestry's share of reductions to address the statewide General Fund shortfall and budget rebalance. The budget was reduced by \$312,995

General Fund in the Fire Protection program and \$53,178 General Fund for the Department of Forestry's share of the statewide effort to restructure state government business operations and management of agency programs and services.

To cover 2011 fire suppression severity costs, Senate Bill 5701 appropriates \$2,120,017 General Fund for the Fire Protection program. The bill makes a corresponding disappropriation of \$2,120,017 General Fund from the special purpose appropriation made to the Emergency Board for costs associated with contracting for large air tankers and helicopters to supplement fire suppression resources for the 2011 fire season.

General Fund is reduced by \$2,484 in the Protection from Fire program and \$509 in the Private Forests program to reflect savings in State Government Service Charges from a change in the state's e-government funding model.

Department of Land Conservation and Development

To support an anticipated Governor's directive to pilot a regional land use planning project, \$200,000 General Fund was added to the agency's budget to support rulemaking and related activities. In addition, \$350,000 General Fund was appropriated to the Department for distribution to Jackson, Josephine, and Douglas counties through intergovernmental agreements. The counties will use these funds to complete technical studies, mapping, and preparation of materials required for preparing a petition to the Land Conservation and Development Commission for rulemaking to consider regional definitions of agricultural and forest lands.

As part of the statewide rebalance plan, the agency's budget is reduced by \$265,752 General Fund to capture one-time budget savings achieved by holding positions vacant and through the agency director taking a job rotation to the Governor's office. Personal services expenditures are reduced by \$33,801 General Fund to capture the agency's share of the statewide effort to restructure state government business operations and management of agency programs. The budget also reflects a \$3,239 General Fund reduction in State Government Service Charges from a change in the state's e-government funding model.

The following budget note was adopted:

BUDGET NOTE

The Department of Land Conservation and Development shall prepare a report that identifies which counties and cities with a population over 10,000 people have completed or not completed the following:

1. The requirement of urban service agreements contained in ORS 195.
2. Approved facilities plans.

The report shall include the date the county and city's comprehensive plan was approved by the Land Conservation and Development Commission. The report shall include options to bring counties and cities into compliance with the ORS and shall be presented to the Joint Committee on Ways and Means prior to the 2013 legislative session.

State Marine Board

The Oregon State Marine Board (OSMB) Law Enforcement program's funding is increased by a total of \$1.1 million, of which \$757,200 is Other Funds and \$292,800 is Federal Funds that would be transferred from the Facilities program. Of the total amount, \$945,000 would be used to increase funding for fiscal year 2013 law enforcement contracts to a level commensurate with fiscal years 2011 and 2012. Those fiscal year contracts totaled \$5.9 million each.

The Committee also approved a \$105,000 Other Funds expenditure limitation increase for the replacement of marine law enforcement boats. This is in addition to the \$300,000 Other Funds expenditure limitation in the Board's 2011-13 legislatively adopted budget.

Federal Funds expenditure limitation for the Administration and Education program is increased by \$243,200. The limitation would be transferred from the Facilities program for the replacement of the agency's legacy mainframe boat registration system. The project is currently estimated to cost \$310,000. OSMB has identified \$66,800 of Federal Funds in its 2011-13 legislatively adopted budget to partially fund the purchase with the remaining \$243,200 in Federal Funds coming from the Facilities program. Annual operation and maintenance costs are estimated at \$38,250 per year. Federal Funds from the U.S. Coast Guard's Recreational Boating Safety grant would be used to pay for both the registration system's development and ongoing operation and maintenance costs.

The Facilities program's funding is increased by \$509,800 in Other Funds expenditure limitation and the transfer of \$536,000 in Federal Funds expenditure limitation from the Law Enforcement and the Administration and Education programs. According to OSMB, the Federal Funds expenditure limitation is available for transfer because there are insufficient local matching funds for U.S. Fish and Wildlife Service Boating and Infrastructure grants. The \$509,800 in Other Funds expenditure limitation will be used to fund a second round of local grants for facility maintenance and improvements or to match Federal Funds provided through the Clean Vessel Act, which funds vessel waste pump out facilities and dump stations.

These adjustments in Other Funds and Federal Funds expenditure limitation are approved as one-time increases for the 2011-13 biennium and are not to carry forward into the 2013-15 biennium.

State Parks and Recreation Department

Senate Bill 5701 includes an increase of \$1,731,242 in Lottery Funds dedicated to the Parks and Recreation Department, due to a higher than anticipated carryover of Lottery Fund savings from the 2009-11 biennium. This action offsets the 3.5% supplemental ending balance reductions for the Director's Office (\$45,638), Central Services (\$280,114), Park Development (\$592,240), Direct Services (\$673,108), and Community Support/Grants (\$140,142).

The budget is increased by \$861,950 Federal Funds to support disbursement of grant funds received from the U.S. Fish and Wildlife Service for the Natural Heritage Program, and by \$2,190,000 Federal Funds for grant funds from the National Oceanic and Atmospheric Administration and the U.S. Fish and Wildlife Service. The latter funding supports the Park Development program's purchase of property adjacent to the Carl B. Washburn State Park and Ona Beach State Park.

Water Resources Department

Senate Bill 5701 includes an increase of \$25,633 Lottery Funds Debt Service to restore the 3.5% supplemental ending balance reduction. The agency's budget is reduced by \$7,516 General Fund due to savings in State Government Service Charges from a change in the state's funding model for e-government, and by \$247,871 General Fund for the agency's share of the statewide effort to restructure state government business operations and management of agency programs and services.

Oregon Watershed Enhancement Board

The Committee reduced carry forward Lottery Funds expenditure limitation, provided to complete payments during 2011-13 on grants made in the 2009-11 biennium, by \$784,354 because the agency did not need all \$3.3 million in expenditure limitation provided in the 2011-13 legislatively adopted budget to close out these grants.

Transportation Program Area

Department of Transportation

In the Department of Transportation budget, a \$9,211,366 increase in Other Funds expenditure limitation was approved for the Highway Maintenance program for repair of damage sustained during winter storms in 2009 and 2011. The Committee also approved an increase of \$500,000 Other Funds in the Driver and Motor Vehicles (DMV) program to contract with third-party expertise and resources to assist in evaluating DMV's information systems against current and future business needs. The agency expects to develop a prioritized blueprint for moving forward with critical systems modernization initiatives. Deliverables will include prioritized business and technical requirements, environmental/peer analysis, identification of applicable best practices, a comprehensive technology inventory, assessment of the identified technical components to meet current and future needs, and a strategic vision for moving ahead. Subsequent work will include a tactical plan with an interrelated set of viable, prioritized, and phased initiatives.

Debt service on the Oregon Wireless Interoperability Network in the Department of Transportation was decreased by \$15,416,043 General Fund and increased by \$15,970,871 Other Funds. The source of Other Funds is State Highway Funds for the Department of Transportation's share to date of the State Radio Project. Future debt service is expected to be partially paid by the General Fund and State Highway Fund on an assumed benefit ratio of approximately 40% General Fund and 60% State Highway Fund for the 2013-15 biennium and on a calculated benefit ratio in 2015-17 based on the final bond sale amount, and actual usage data; adjusted by actual amounts paid by each fund. To date, General Fund has paid \$14,878,509, 100% of the bond debt.

Department of Transportation Debt Service was increased by \$2,914,388 Lottery Funds to restore the 3.5% supplemental ending balance reduction.

The following budget note was approved:

BUDGET NOTE

The Department of Transportation shall provide a report to the Joint Committee on Ways and Means and the appropriate legislative policy committees by February 2013 on the criteria used for selecting ConnectOregon projects, and the public benefits derived from investments made by ConnectOregon.

Consumer and Business Services Program Area

Department of Consumer and Business Services

The Committee approved a \$2,434,040 Federal Funds expenditure limitation increase and established four limited-duration positions (2.22 FTE) relating to expenditures financed from a U.S. Department of Health and Human Services Health Insurance Rate Review-Cycle II grant. The agency was awarded a \$4,040,777 grant, but only a portion of these funds will be spent this biennium. It is anticipated that the agency will request that the positions be continued, again on a limited-duration basis for the remainder of the Cycle II grant, and request Federal Funds expenditure limitation for the remaining \$1.6 million of grant funds, in its 2013-15 biennium budget request.

Oregon Health Licensing Agency

The Committee approved a decrease of \$20,751 in Other Funds expenditure limitation reflecting the net effect of the fee changes approved in Senate Bill 1579 (2012). The boards affected by these changes include those related to Body Art Practitioners, Respiratory Therapists and Polysomnographic Technologists, Nursing Home Administrators, and Licensed Dietitians. The original license and renewal fees for the Board of Direct Entry Midwifery were approved at \$1,200 per year, with the understanding that the fee increase is necessary by unique circumstances and is not intended to be permanent.

BUDGET NOTE

There was concern with the fee changes for the Board of Direct Entry Midwifery. The agency is directed to report during the 2013 Legislative Assembly on the status of the revenues, expenditures, and current ending balance forecast for the board, including proposals for fee decreases or other regulatory options for the board.

Bureau of Labor and Industries

The Bureau's General Fund personal services expenditures were reduced by a total of \$210,205, for the agency's share of the statewide effort to restructure state government business operations and management of agency programs and services. The budget was also reduced by \$3,610 General Fund for the e-government funding model change.

Administration Program Area

Department of Administrative Services

The 2009-11 budget for the Department of Administrative Services (DAS) contained \$11,271,656 Other Funds expenditure limitation to spend lottery bond proceeds on county court facilities infrastructure projects. Not all of the projects were completed in that biennium, so the agency requested an adjustment to its 2011-13 budget to finish the projects. Accordingly, the Committee approved the establishment of a new Other Funds expenditure limitation of \$3,932,550 specifically for Court Facilities projects. The Committee also decreased the agency's operations Other Funds expenditure limitation by \$1,930,400 to remove spending authority that was initially expected to be used to cover the project costs.

The Committee approved a reduction of \$2,232,000 Other Funds expenditure limitation associated with a change in the state's e-government funding model. Also approved was a technical adjustment to eliminate a position and \$145,000 Other Funds expenditure limitation from the State Controller's Division. The position was added to the budget in the 2011-13 biennium due to a federal requirement that on January 1, 2012, state governments begin to withhold 3% on vendor payments; however, that federal law was repealed in November 2011.

The Committee restored debt service of \$238,488 General Fund and \$332,732 Lottery Funds to cover obligations that were reduced as part of the supplemental ending balance in the 2011 legislative session. To capture the agency's share of the statewide effort to restructure state government business operations and management of agency programs, personal services were reduced by \$2 million Other Funds.

Employment Relations Board

Senate Bill 5701 appropriates \$1 million General Fund to support local government services in the second year of the biennium. The following budget note was adopted:

BUDGET NOTE

The Employment Relations Board is directed to undertake the following items and then report to the appropriate policy committee and the Joint Committee on Ways and Means during the 2013 legislative session:

- Review its administrative processes and procedures and make any necessary changes to improve the timely disposition of hearing and mediation cases;
- Propose to the 2013 Legislature an expedited hearings process as well as any statutory changes that will improve the timely disposition of its hearing and mediation cases;
- Conduct a review of recent opinions issued by the Board and its administrative law judges to evaluate the quality of opinions issued and how they can be improved upon; and
- Report on the number of frivolous claims received and recommendations for reducing the number of any such claims.

Office of the Governor

The Governor's Office budget was increased by a net \$267,362 General Fund, which includes \$375,334 added to restore the 3.5% supplemental ending balance reduction from the 2011 legislative session, and reductions of \$105,000 to the Oregon Education Investment Board and \$2,972 in State Government Service Charges to reflect a change in the state's e-government funding model.

A \$1 Other Funds expenditure limitation was established as a placeholder for future increases to support spending any donations that the Office may receive.

Oregon State Library

As part of the statewide effort to restructure state government business operations and management of agency programs and services, the General Fund personal services budget for the agency was reduced by \$19,886. The following budget note was adopted:

BUDGET NOTE

The State Library is to report to the May 2012 Joint Interim Committee on Joint Ways and Means or the Emergency Board with an analysis of the requests and response received by the Government Research and Electronic Services program. The report shall include the total number of requests received, the nature of requests, and from what entity the request was made, the number of requests that were responded to, and the cost associated with providing responses.

Oregon Liquor Control Commission

The Commission's budget was increased by a net \$507,973 Other Funds, for the following:

- The legislatively adopted budget mistakenly applied a services and supplies reduction to personal services in the Administration and Support Services program of the Oregon Liquor Control Commission, so the technical correction adds \$707,973 Other Funds expenditure limitation.
- A reduction of \$200,000 Other Funds is the agency's share of the statewide effort to restructure state government business operations and management of agency programs and services.

Public Employees Retirement System

The agency's personal services budget was reduced by \$750,000 Other Funds to capture the agency's share of the statewide effort to restructure state government business operations and management of agency programs.

Department of Revenue

The Committee approved a decrease of \$48,504 General Fund to reflect savings in State Government Service Charges from a change in the state's e-government funding model. To capture the agency's share of the statewide effort to restructure state government business operations and management of agency programs, personal services were reduced by \$1,126,687 General Fund.

Secretary of State

Senate Bill 5701 reflects two adjustments to the Secretary of State's budget. The first reduced General Fund appropriations for personal services expenditures by a total of \$128,650, for the agency's share of the statewide effort to restructure state government business operations and management of agency programs and services. The second made a \$4,670 General Fund reduction for the e-government funding model change.

State Treasurer

Other Funds expenditure limitation was increased by \$250,000, for expenditures of grant funds received from the Rockefeller Foundation for the purpose of designing and launching a West Coast Infrastructure Exchange. This increase is approved on a one-time basis and the increase will be

phased-out in the development of the 2013-15 biennium budget. The Treasurer will request grant expenditure authority in his 2013-15 biennium budget request, if additional funding for this initiative is obtained from the Rockefeller Foundation or from other private sources.

Judicial Branch

Judicial Department

Senate Bill 5701 appropriates an additional \$7.4 million General Fund to the Oregon Judicial Department (OJD), partially offsetting the reduction made in the 2011-13 legislatively adopted budget for the supplemental ending balance. The bill also adds \$30.9 million in Other Funds expenditure limitation.

Funding was restored for constitutionally and legally mandated programs, including \$1.9 million for judicial compensation, \$472,922 for jury services, and \$345,207 for Oregon eCourt Program Debt Service. Court Operations, which includes the circuit and appellate courts and administration, are being held to their 2011-13 legislatively adopted budget, which includes \$2 million for Trial and Appellate Courts that was added at the end of the 2011 session. The Chief Justice has total flexibility to move funds and positions within the Operating Programs budget in order to keep the state's unified court system operating. A \$1.1 million General Fund special purpose appropriation to the Emergency Board is included in the bill in the event that the Department requires additional funding for court operations.

The bill includes \$2.4 million General Fund to fund revenue collection activities through the Department of Revenue and the private collection agencies.

BUDGET NOTE

The Oregon Judicial Department is requested to report to the Legislative Fiscal Office on a quarterly basis on the Department's overall revenue activities, including the cost of collection, amounts collected, and collection rates.

The Department's Special Payments were reduced as these payments were not previously subject to the reduction for the supplemental ending balance. County Law Libraries were reduced by \$259,000 General Fund and Conciliation and Mediation Services were reduced by \$259,000 General Fund.

An additional \$2.9 million in General Fund Debt Service was approved for the Oregon eCourt Program to support \$13.7 million in new bonding authority provided for in House Bill 5201. The operations and maintenance appropriation for the Oregon eCourt Program was reduced by \$93,643 General Fund. This action was submitted as part of the Department's reduction plan and is not expected to impact the current roll-out of the program.

The Other Funds expenditure limitation for the Oregon eCourt Program was increased by a total of \$23.4 million, for the following items:

- \$13.7 million in new bonding authority in House Bill 5201;
- \$6 million for previously authorized bonding authority (Senate Bill 5505, 2011);

- \$3.5 million for an available cash balance from previously issued debt; and
- \$134,116 for a fingerprint grant from the Oregon State Police.

The following budget notes were adopted relating to the Oregon eCourt Program.

BUDGET NOTE

The Judicial Department is requested to work with the Legislative Fiscal Office to prepare a revised schedule for completing the deliverables that were defined in the Agreement between the Chief Justice and the Co-Chairs of the Joint Committee on Ways and Means in the SB 5516 (2011) budget report. The Judicial Department and the Legislative Fiscal Office are also requested to establish a regular meeting schedule to review the deliverables and the status of Oregon eCourt. The parties will report to the Chief Justice and the Co-Chairs of the Joint Committee on Ways and Means periodically on the status of the deliverables and the Oregon eCourt program. The Judicial Department will also report as requested to the Joint Committee on Legislative Audits and Technology on the deliverables and the status of the Oregon eCourt program.

BUDGET NOTE

The Oregon Judicial Department (OJD) is requested to develop, by no later than April 1, 2012, a detailed implementation and evaluation plan to manage the pilot court and early adopter court Oregon eCourt implementations. For each trial court, the plan must include a clear definition of the implementation goals & objectives, processes, timelines, and costs; success evaluation criteria and measures for proving successful execution of each plan; and a plan to incorporate the lessons learned after each trial court implementation into subsequent implementations. If OJD determines that the implementation goals & objectives, schedule, or costs should be revised or rebaselined, OJD must immediately provide documentation of any adjustment to the Legislative Fiscal Office (LFO) so that the impact can be calibrated to the affected trial court implementation plan.

LFO will work with OJD to evaluate the success of each pilot and early adopter implementation against the plan. Factors that will be considered will be agreed upon by LFO and OJD and will be documented in each trial court implementation plan. The plan for the initial trial court will specifically include an initial evaluation of the usability of the Odyssey product. Each of the subsequent four early adopter implementations will further test the scalability of the product, and additional components of Oregon eCourt that may have been added; the configurations that have been established; the business functions that have been integrated with the Odyssey product; the system interfaces; and the data conversion plan and implementation.

LFO will request that OJD report after the pilot court and each early adopter implementation on its implementation including a post implementation review of outcomes, success measures and costs, and the lessons learned analysis. OJD should provide recommendations based on these reviews for the next early adopter court. Once all four of the first early

adopters are completed, OJD should conduct a major review to verify that the product(s) and all the methods involved in the implementation for the first five pilot and early adopter courts are sufficient for a successful implementation in Multnomah County. Because Multnomah County is being implemented via a 'by case-type' methodology, rather than all case types at once, like the first five trial courts, OJD should provide a Multnomah County-specific implementation and evaluation plan to guide the Oregon eCourt product(s) implementation. Upon completion of this implementation, LFO and OJD will review the Multnomah County implementation against the detailed implementation plan and the OJD assessment to evaluate the success of this implementation. This review will provide the basis for determining readiness of OJD and the contractor for implementing Oregon eCourt in the remaining trial courts.

Other Funds expenditure limitation of \$1.7 million was established for the new and existing Specialty Court grants, which the Department reports will offset the impact of recent General Fund reductions. The Committee also approved a one-time 13.46 FTE increase for the Specialty Courts. The \$1.7 million Other Funds expenditure limitation and 13.46 FTE increase are one-time only, and do not carry forward for the 2013-15 budget.

The Department's Other Funds expenditure limitation was increased by a total of \$5.5 million for the following purposes:

- \$4.7 million for the State Court Facilities and Security Account for Special Payment transfers to local court security accounts.
- \$670,203 in for new and existing grants for pre-trial release programs and the Citizen Review Board.
- \$226,592 for Debt Service Other Funds expenditure limitation to support the issuance costs of an additional \$13.7 million in bonding.
- \$97,460 Other Funds Capital Improvement for emergency repairs to the Supreme Court Building.
- \$77,860 for a Special Payment to Tri-County Metropolitan Transportation District of Oregon (TRIMET).

This \$5.5 million increase in Other Funds expenditure limitation is a one-time increase and does not carry forward for the 2013-15 budget.

Commission on Judicial Fitness and Disability

The Commission's Administration program budget was increased by \$6,228 General Fund. The Extraordinary program's budget was reduced by \$12,647 General Fund, leaving a balance of \$6,200 for any potential prosecutions. The Commission has not prosecuted a case of judicial misconduct in the last two biennia and its total extraordinary budget has been disappropriated each of the last two biennia.

Public Defense Services Commission

Senate Bill 5701 reduces the Commission's Appellate Division budget by \$112,000 General Fund and increases the Contract and Business Services budget by \$112,000 General Fund. This rebalance action utilizes vacancy savings in the Appellate Division to fund a portion of the Contract and Business Services 3.5% supplemental ending balance holdback which was taken as part of the 2011-13 legislatively adopted budget. A \$3.5 million General Fund special purpose appropriation is included in the bill in the event that the Commission requires additional funding for the trial-level public defense services.

The Public Defense Services Account's Other Funds expenditure limitation is increased by \$1.4 million for trial-level public defense and by \$1.3 million for the Application and Contribution Program to establish a special payment to the Oregon Judicial Department. In future, the Application and Contribution program is to be budgeted as a special payment rather than as a revenue transfer. The legislative expectation is that the Application and Contribution Program will be funded by the Commission at a level not to exceed \$2.5 million.

Legislative Branch

Budgets for the legislative branch agencies were adjusted for a number of issues, including a change in the way that General Fund reversions are handled for the Legislative and Judicial Branch (see Senate Bill 1579), a reduction in legislative members' budgets, restoration of some supplemental ending balance budget reductions including debt service, and changes in the state's e-government funding model. The net adjustments in Senate Bill 5701 are as follows:

- Legislative Assembly reduced by \$128,160 General Fund.
- Legislative Administration reduced by \$134,851 General Fund.
- Legislative Counsel increased by \$400,043 General Fund.
- Legislative Fiscal increased by \$29,973 General Fund.
- Legislative Revenue reduced by \$14,531 General Fund.
- Commission on Indian Services reduced by \$26,451 General Fund.

76th OREGON LEGISLATIVE ASSEMBLY – 2012 Session
BUDGET REPORT AND MEASURE SUMMARY

JOINT COMMITTEE ON WAYS AND MEANS

MEASURE: SB 5702-A

Carrier – House: Rep. Cowan

Carrier – Senate: Sen. Verger

Action: Do Pass as Amended and as Printed A-Engrossed

Vote: 24 – 0 – 1

House – Yeas: Beyer, Buckley, Cowan, Freeman, Garrard, Komp, McLane, Nathanson, Nolan, Read, Richardson, G. Smith, Thatcher, Whisnant

– Nays:

– Exc:

Senate – Yeas: Bates, Devlin, Girod, Johnson, Monroe, Nelson, Thomsen, Verger, Whitsett, Winters

– Nays:

– Exc: Edwards

Prepared By: Steve Bender, Legislative Fiscal Office

Meeting Date: March 5, 2012

<u>Agency</u>	<u>Budget Page</u>	<u>LFO Analysis Page</u>	<u>Biennium</u>
Various Agencies – Lottery and Criminal Fine and Assessment Account Allocation Changes	---	---	2011-13

Summary of Revenue Changes

The Oregon Lottery collects revenues from traditional and video lottery gaming. It pays player prizes and its operating expenses out of these revenues and then transfers the balance (net profits) to the Administrative Services Economic Development Fund (EDF). The Department of Administrative Services then distributes funds from the EDF in adherence with constitutional and statutory funding priorities, including specific Legislative allocations.

The March 2012 revenue forecast for available lottery funds in this biennium is \$35,583,512 below the level of revenues assumed in the 2011 Legislatively Adopted Budget, and \$3,681,388 above the approved allocations in the 2011 Legislatively Adopted Budget. The Legislatively Adopted Budget allocations, including the allocations specified in the constitution and not included in this bill, total \$1,091,736,711, compared to the \$1,095,418,099 of total lottery resources projected for the biennium in the March 2012 revenue forecast.

Summary of Committee Action

Allocation of Lottery Revenue

Two allocations are specified in the constitution. The Education Stability Fund receives 18 percent of net lottery proceeds and the Parks and Natural Resources Fund receives 15 percent of net lottery proceeds. The lottery funds transferred to these two Funds change in direct proportion to revenue changes. The March 2012 lottery revenue forecast translates into a \$6,405,019 reduction in revenue to the Education Stability Fund, and a \$5,337,516 reduction to the Parks and Natural Resources Fund, each equivalent to a 3.2% reduction from the levels anticipated in the 2011-13 Legislatively Adopted Budget.

The Committee approved net lottery allocation increases totaling \$3,681,388. Senate Bill 5701 contains Lottery Funds expenditure limitation adjustments for most of the lottery allocation adjustments in this bill. The lottery allocation adjustments include increases totaling \$7,800,212 to pay debt service costs for lottery revenues bonds, and reductions totaling \$3,494,895 to various programs. The debt service allocation increases are necessary to restore the 3.5% lottery allocation reductions approved in the 2011-13 legislatively adopted budget to finance a statewide supplemental ending balance. Although the restorations are less than the \$9.6 million in those 3.5% reductions, they provide sufficient funding for full payment of debt service costs.

Program Allocation Changes

The Committee reduced the lottery allocation to the State School Fund by \$2,979,570. This reduction is backfilled with an equal amount of General Fund in Senate Bill 5701.

Senate Bill 5702 also includes the following lottery allocation reductions:

- Oregon Business Development Department – decreases the allocation for Shared Services operations by \$139,171.

- Oregon Business Development Department – decreases the allocation for Business, innovation, and trade by \$293,896.
- Oregon Business Development Department – decreases the allocation for the Oregon Film and Video Office by \$81,315.
- Office of the Governor – decreases the allocation to the Office of the Governor by \$943 as a technical correction to the allocation amount approved in the 2011 session.
- Oregon University System – decreases the allocation to the Sports Lottery Account by \$232,960.
- Oregon Health Authority – decreases the allocation to the Problem Gambling Treatment Fund by \$390,969.

Debt Service Allocation Changes

The lottery allocation to pay debt service on lottery bonds issued prior to the start of the 2011-13 biennium is increased by \$8,046,216. In the 2011 session, the Legislature reduced the debt service allocation for existing lottery bonds by 3.5% to provide a statewide supplemental ending balance. The debt service allocation increase provides the level of Lottery Funds needed to pay all 2011-13 biennium debt service costs on these bonds.

The lottery allocation to pay debt service on new lottery bonds issued in the 2011-13 biennium is decreased by \$246,004. The allocation for debt service for new Housing and Community Services Department lottery bonds is reduced by \$312,164 (eliminated). Because the 2012 session budget reconciliation delays issuance of the Housing and Community Services Department lottery bonds until Spring 2013, there will be no debt service costs associated with these bonds in the 2011-13 biennium. The debt service allocation for all other new lottery bonds approved in the 2011 session is increased by \$66,160 to restore the 3.5% allocation reduction approved in the 2011 session for the statewide supplemental ending balance. This debt service allocation increase provides the level of Lottery Funds that is forecast to be needed to pay all 2011-13 biennium debt service costs on these bonds. No allocation is provided for lottery bonds approved in the 2012 session. Any such bonds will not be issued before Spring 2013, so there will be no debt service costs associated with them in the 2011-13 biennium.

The Committee updated the formula that the Department of Administrative Services uses to reduce Lottery Funds transfers in the event of a funding shortfall, to reflect the approved changes in the allocations for debt service.

Allocation of Criminal Fine and Assessment Account and Criminal Fine Account Funds

The Committee approved a decrease in the allocation of Criminal Fine and Assessment (CFAA) and Criminal Fine Account (CFA) revenues for the Department of Public Safety Standards and Training of \$873,897. These revenues are collected from fines, assessments, and other financial penalties, imposed on certain convictions for felonies, misdemeanors, and violations. This reduction will result in the termination of the child abuse training program and the elimination of six positions (3.75 FTE) including two range masters, a training support specialist, a training development coordinator, and a health and fitness coordinator. The resources reduced in this bill will be deposited in the General Fund and used to balance the overall state budget. There is a corresponding reduction in Other Funds expenditure limitation in Senate Bill 5701.

Administrative Services Economic Development Fund (Lottery Funds) 2011-13 Biennium

	Citations	Current Law 2011-13 Lottery Allocations	February 2012 Lottery Revenue Forecast	Debt Service Allocation Adjustments	2011-13 Budget Reconciliation Adjustments	SB 5702-A Lottery Allocation Adjustments	Revised 2011-13 Lottery Allocations
Lottery Resources							
Beginning Balance		244,821	244,736				244,736
Interest Income		1,100,000	1,100,000				1,100,000
Administrative Savings		8,000,000	8,005,456				8,005,456
Disappropriations & Reversions		1,361,248	1,361,248				1,361,248
Net Lottery Proceeds		1,120,295,553	1,084,706,659				1,084,706,659
Total Lottery Resources		1,131,001,622	1,095,418,099	-	-	-	1,095,418,099
Transfers and Allocations							
Dedicated Transfers							
Ed Stability Fund 18%		203,093,200	196,688,181				196,688,181
Parks & Natural Resources 15%		169,244,333	163,906,817				163,906,817
County Video Lottery	sec. 10, ch. 622, Oregon Laws 2011	37,118,584	37,118,584		-		37,118,584
OUS Sports Lottery Account	sec. 9, ch. 622, Oregon Laws 2011	8,825,680	8,825,680		(232,960)	(232,960)	8,592,720
Gambling Addiction Treatment	sec. 11, ch. 622, Oregon Laws 2011	10,972,521	10,972,521		(390,969)	(390,969)	10,581,552
County Fairs Distribution	sec. 12, ch. 622, Oregon Laws 2011	3,600,135	3,600,135				3,600,135
County Fairs - Administration (to ODA)	sec. 13, ch. 622, Oregon Laws 2011	18,354	18,354				18,354
Total Dedicated Transfers		432,872,807	421,130,272	-	(623,929)	(623,929)	420,506,343
Program Allocations							
Business Development Dept. - Shared services	sec. 3(1), ch. 622, Oregon Laws 2011	6,822,694	6,822,694		(139,171)	(139,171)	6,683,523
Business Development Dept. - BIT	sec. 3(2), ch. 622, Oregon Laws 2011	45,534,264	45,534,264		(293,896)	(293,896)	45,240,368
Business Development Dept. - Film & Video	sec. 3(3), ch. 622, Oregon Laws 2011	1,207,893	1,207,893		(81,315)	(81,315)	1,126,578
Dept. of Education - State School Fund	sec. 4, ch. 622, Oregon Laws 2011	374,741,287	374,741,287		(2,979,570)	(2,979,570)	371,761,717
Governor's Office - Econ. Revitalization Team	sec. 6, ch. 622, Oregon Laws 2011	1,856,674	1,856,674		(943)	(943)	1,855,731
Total Program Allocations		430,162,812	430,162,812	-	(3,494,895)	(3,494,895)	426,667,917
Debt Service							
Business Development Dept. - Old bonds	sec. 8(1), ch. 622, Oregon Laws 2011	79,199,162	79,199,162	2,834,047		2,834,047	82,033,209
Dept. of Transportation - Old bonds	sec. 8(1), ch. 622, Oregon Laws 2011	69,455,197	69,455,197	2,669,851		2,669,851	72,125,048
Department of Education - Old bonds	sec. 8(1), ch. 622, Oregon Laws 2011	47,811,752	47,811,752	1,367,790		1,367,790	49,179,542
Housing & Community Services - Old bonds	sec. 8(1), ch. 622, Oregon Laws 2011	10,045,891	10,045,891	303,452		303,452	10,349,343
Housing & Community Services - New bonds	sec. 8(2), ch. 622, Oregon Laws 2011	312,164	312,164	(312,164)		(312,164)	-
DAS - Pass-through bonds - Old bonds	sec. 8(1), ch. 622, Oregon Laws 2011	6,823,325	6,823,325	238,531		238,531	7,061,856
DAS - Pass-through bonds - New bonds	sec. 8(2), ch. 622, Oregon Laws 2011	1,281,027	1,281,027	46,461		46,461	1,327,488
Oregon University System - Old bonds	sec. 8(1), ch. 622, Oregon Laws 2011	13,223,235	13,223,235	225,167		225,167	13,448,402
Oregon University System - New bonds	sec. 8(2), ch. 622, Oregon Laws 2011	214,871	214,871	7,793		7,793	222,664
CCWD - Old bonds	sec. 8(1), ch. 622, Oregon Laws 2011	6,841,327	6,841,327	236,360		236,360	7,077,687
Water Resources Dept. - Old bonds	sec. 8(1), ch. 622, Oregon Laws 2011	553,635	553,635	18,483		18,483	572,118
Water Resources Dept. - New bonds	sec. 8(2), ch. 622, Oregon Laws 2011	152,455	152,455	5,529		5,529	157,984
State Forestry Dept. - Old bonds	sec. 8(1), ch. 622, Oregon Laws 2011	2,274,497	2,274,497	72,799		72,799	2,347,296
State Forestry Dept. - New bonds	sec. 8(2), ch. 622, Oregon Laws 2011	175,837	175,837	6,377		6,377	182,214
State Department of Energy - Old bonds	sec. 8(1), ch. 622, Oregon Laws 2011	2,079,252	2,079,252	79,736		79,736	2,158,988
Total Debt Service Allocations		240,443,627	240,443,627	7,800,212	-	7,800,212	248,243,839
Total Resources		1,131,001,622	1,095,418,099	-	-	-	1,095,418,099
Total Transfers and Allocations		1,103,479,246	1,091,736,711	7,800,212	(4,118,824)	3,681,388	1,095,418,099
Ending Balance		27,522,376	3,681,388				-

LOTTERY FUNDS CASH FLOW SUMMARY

	2011-13 Legislatively Adopted Budget	2011-13 Legislatively Approved Budget	Percent Change
ECONOMIC DEVELOPMENT FUND			
RESOURCES			
Beginning Balance	\$244,821	\$244,736	0.0%
REVENUES			
Transfers from Lottery			
Net Proceeds	\$1,120,295,553	\$1,084,706,659	-3.2%
Administrative Savings	\$8,000,000	8,005,456	0.1%
Other Revenues			
Interest Earnings	\$1,100,000	1,100,000	0.0%
Reversions	\$1,361,248	1,361,248	0.0%
Total Revenue	1,130,756,801	1,095,173,363	-3.1%
TOTAL RESOURCES	1,131,001,622	1,095,418,099	-3.1%
DISTRIBUTIONS / ALLOCATIONS			
Distribution of Video Revenues to Counties	\$37,118,584	37,118,584	0.0%
Distribution to OUS Sports Lottery Account	\$8,825,680	8,592,720	-2.6%
Distribution to Education Stability Fund	\$203,093,200	196,688,181	-3.2%
Distribution to Parks and Natural Resources Fund	\$169,244,333	163,906,817	-3.2%
Distribution for Gambling Addiction Treatment Programs	\$10,972,521	10,581,552	-3.6%
Allocation to State School Fund	\$374,741,287	371,761,717	-0.8%
Debt Service Allocations	\$240,443,627	248,243,839	3.2%
Other Agency Allocations	\$59,040,014	58,524,689	-0.9%
TOTAL DISTRIBUTIONS / ALLOCATIONS	1,103,479,246	1,095,418,099	-0.7%
ENDING BALANCE	\$27,522,376	\$0	-100.0%
EDUCATION STABILITY FUND (not including the OGA or ORTDF)			
RESOURCES			
Beginning Balance	0	5,061,518	
Revenues			
Transfer from the Economic Development Fund	192,938,540	187,035,590	-3.1%
Interest Earnings	1,466,342	392,747	-73.2%
Total Revenue	194,404,882	187,428,337	-3.6%
TOTAL RESOURCES	194,404,882	192,489,855	-1.0%
DISTRIBUTIONS			
Interest Distributions	(1,466,463)	(431,799)	-70.6%
Transfers to the State School Fund	(182,239,000)	(182,239,000)	0.0%
TOTAL DISTRIBUTIONS	(183,705,463)	(182,670,799)	-0.6%
ENDING BALANCE	\$10,699,419	\$9,819,056	-8.2%

410

STATE OF OREGON
LEGISLATIVE FISCAL OFFICE

900 Court Street NE
H-178 State Capitol
Salem, OR 97301
Phone 503-986-1828
FAX 503-373-7807



KEN ROCCO
LEGISLATIVE FISCAL OFFICER

DARON HILL
DEPUTY LEGISLATIVE FISCAL OFFICER

Summary of Emergency Board Action

May 2012

The Legislative Emergency Board met on May 21 - 23, 2012 and considered an agenda of 48 items. The agenda included six agency requests for allocations from the general purpose appropriation made to the Emergency Board; the Board approved five of the agency requests, one of which was approved at an amount less than the request. These allocations included \$593,497 for the Secretary of State, \$550,000 for the Department of Administrative Services for the City of Eugene, \$300,000 for the Department of Justice, and a total of \$170,000 for two requests from the Military Department. There were also two agency requests on the agenda for allocations from special purpose appropriations made to the Emergency Board, totaling \$10.2 million, of which \$8.7 million was allocated. Additional details on these allocations are described below. After the Emergency Board actions, the unallocated balance of the general purpose Emergency Fund is \$25.6 million and the remaining balance of all special purpose appropriations is \$73.4 million.

The agenda included 18 items that requested additional 2011-13 biennium authority to spend Lottery Funds, Other Funds, and Federal Funds. The Emergency Board approved expenditure limitation increases of approximately \$19.7 million Other Funds (including \$13.5 million for the Department of Transportation's rail program) and \$24.1 million Federal Funds (including \$5.5 million for Emergency Unemployment Compensation). Also included was a small increase in Lottery Funds expenditure limitation (\$74,250) for the Parks and Recreation Department. The Emergency Board also authorized the establishment of 42 limited duration positions, with an overall increase of 19.25 FTE; most of these positions resulted from additional federal funding to help unemployment insurance claimants get back to work more quickly (32 positions/15.50 FTE). Also approved was the extension of months to existing positions at the Employment Department for the Emergency Unemployment Compensation program (0 positions/14.50 FTE).

The agenda also included 10 agency reports, which the Emergency Board acknowledged receiving, three of which were in a consent agenda item. The most significant of these was a report from the Legislative Fiscal Office regarding agency plans to accommodate \$28 million in reductions included in the 2011-13 legislatively approved budget. The Emergency Board also heard 20 requests for the submission of federal grant applications, 13 of which were in a consent agenda item (Departments of Education, Community Colleges and Workforce Development, Human Services, Agriculture, Land Conservation and Development, Energy, and Transportation and the Oregon Health Authority). Two of the grant application requests included approvals of associated expenditure limitation increases.

The following is a summary of significant Emergency Board actions taken at the May 2012 meeting:

Education

- Acknowledged receipt of a report on shifting Article XI-F bond proceeds between capital projects at Oregon State University.
- Increased the Federal Funds expenditure limitation of the Department of Community Colleges and Workforce Development by \$851,813 for grants received by the Oregon Youth Conservation Corps, with the understanding that \$500,000 of the amount will be unscheduled until the funds are received.
- Acknowledged receipt of a report by the Legislative Fiscal Office on preliminary findings concerning the 2011-12 School Year Subaccount of

the State School Fund. The Emergency Board provided notice of non-compliance to the Governor for 11 school districts that did not report as required on the use of the funding from the Subaccount.

Human Services

- Increased the Other Funds expenditure limitation of the Long Term Care Ombudsman by \$120,000 and authorized the establishment of one limited duration position (0.50 FTE) for the Senior Medicare Patrol program.
- Acknowledged receipt of reports from the Oregon Health Authority on the Health Insurance

Exchange (HIX) project and on the Health Care System Transformation.

- Approved a request by the Department of Human Services to apply for a federal grant for Education System Collaboration to Increase Educational Stability for Child Welfare.

Public Safety and Judicial Branch

- Allocated \$300,000 from the Emergency Fund to the Department of Justice for costs associated with replacement of the primary information management system for Oregon's Child Support program.
- Allocated \$3,781,798 to the Department of Justice from a special purpose appropriation made to the Emergency Board, increased the Other Funds expenditure limitation by \$2,369,535, and authorized the establishment of five limited duration positions (1.13 FTE) for the Department of Justice for home foreclosure related activities and mediation services associated with the multi-state mortgage foreclosure settlement and SB 1552 (2012) through June 30, 2013; this action also included an allocation to the Housing and Community Services Department (for details, see Economic and Community Development below).
- Allocated \$170,000 from the Emergency Fund to the Military Department for facility and mission requirements at the Portland Air National Guard Base (\$90,000) and the Kingsley Field Air National Guard Base (\$80,000).
- Increased the Federal Funds expenditure limitation of the Military Department by \$5,000,000 and authorized the establishment of 23 limited duration positions (11.50 FTE) for an intergovernmental agreement with the federal government for the Umatilla Chemical Depot, to be unscheduled until a copy of the signed caretaker intergovernmental agreement is provided to the Department of Administrative Services and the Legislative Fiscal Office.
- Established a \$1,804,000 Capital Construction Federal Funds expenditure limitation for the Military Department for the 2011-13 biennium related to a service life extension project at the Milton-Freewater Armory, to be unscheduled until the agency submits more details on the planned project to the Department of Administrative Services and the Legislative Fiscal Office.
- Allocated \$1,084,432 to the Oregon Judicial Department from a special purpose appropriation made to the Emergency Board for court operations, but denied a request for an additional \$4.7 million from the Emergency Fund until more is known about the state's fiscal situation and actual court needs.

- Approved requests to apply for federal grants by the Department of State Police for a Port Security Grant to purchase patrol vessels for the Columbia River and by the Criminal Justice Commission for a re-entry grant through the U.S. Bureau of Justice Assistance.

Natural Resources

- Increased the Other Funds expenditure limitation of the Department of Energy by \$713,675 and authorized the establishment of two limited duration positions (1.08 FTE) to address immediate workload needs in the Energy Facility Siting Division.
- Increased the Federal Funds expenditure limitation of the Department of Land Conservation and Development by \$160,000 for a coastal zone project of special merit grant award.
- Increased the Other Funds expenditure limitation by \$220,175 and the Lottery Funds expenditure limitation by \$73,392 for the Parks and Recreation Department for costs related to the January 2012 floods and damages to state park property.
- Approved a request by the Parks and Recreation Department to apply for a grant from the U.S. Fish and Wildlife Service, National Coastal Wetlands Conservation program.
- Increased the Other Funds expenditure limitation of the Department of State Lands by \$352,000 for a rangeland improvement project in Harney County.

Economic and Community Development

- Allocated \$3,850,000 to the Housing and Community Services Department from a special purpose appropriation made to the Emergency Board and authorized the establishment of one limited duration position (0.50 FTE) for counseling services, legal assistance, and outreach to homeowners for home foreclosure related activities associated with the multi-state mortgage foreclosure settlement and SB 1552 (2012) through June 30, 2013; this action was a joint request with the Department of Justice (see Public Safety and Judicial Branch above for additional details).
- Increased the Federal Funds expenditure limitation of the Employment Department by \$5,500,000 and authorized the extension of existing limited duration positions (14.50 FTE) for the federal Emergency Unemployment Compensation program, and increased the Federal Funds expenditure limitation by \$1,527,235 for Child Care and Development Fund expenditures.
- Increased the Federal Funds expenditure limitation of the Employment Department by \$2,991,915 and authorized the establishment of 32 limited duration positions (15.50 FTE) related to a federal grant to expand programs designed to get

unemployment insurance claimants back to work more quickly and to reduce errors and fraud in claims processing.

- Increased the Federal Funds expenditure limitation of the Oregon Business Development Department by \$480,000 related to a federal grant from the Small Business Administration for State Trade and Export Promotion.
- Increased the Other Funds expenditure limitation of the Department of Veterans' Affairs by \$125,000, established a Federal Funds Capital Construction expenditure limitation for the 2011-13 biennium in the amount of \$499,163, and established an Other Funds Capital Construction expenditure limitation for the 2011-13 biennium in the amount of \$268,780 to build and operate an electronic medical records system and install a secure access system for staff and patients at the Veterans' Home in The Dalles.

Transportation

- Increased the Other Funds expenditure limitation by \$13,500,808 and the Federal Funds expenditure limitation by \$5,141,157 for the Department of Transportation for costs in the agency's rail program.
- Approved requests by the Department of Transportation to apply for federal grants from the Federal Transit Authority related to Bus Livability and the Bus and Bus Facilities grant programs.

Consumer and Business Services

- Acknowledged receipt of a report from the Health Licensing Agency on the status of fee changes.

Administration

- Allocated \$550,000 from the Emergency Fund to the Department of Administrative Services for a grant to the City of Eugene for public safety costs associated with the 2012 U.S. Olympic Team Trials to be held at Hayward Field in June.

- Allocated \$593,497 from the Emergency Fund to the Secretary of State for reimbursement of state and county costs associated with the special elections necessary to fill a vacancy in the 1st Congressional District.
- Established a new Other Funds expenditure limitation for the Public Employees Retirement System of \$2,071,410 and authorized the establishment of three limited duration positions (1.62 FTE) to recover overpayments to certain retirement system benefit recipients.
- Acknowledged receipt of reports by the Department of Administrative Services on bond refinancing, compensation plan changes, and 2013-15 uniform rent rates.
- Acknowledged receipt of a report by the Oregon Liquor Control Commission on revenues and expenditures compared to projections.
- Acknowledged receipt of a report by the Legislative Fiscal Office on agency plans for accommodating reductions of \$28 million General Fund and \$3.8 million Other Funds included in the 2012 session rebalance of the 2011-13 biennium legislatively approved budget; and approved various appropriation transfers and Other Funds expenditure limitation increases within selected state agencies to clarify organizational changes resulting from the reduction. Direction was also provided to the Department of Administrative Services to ensure that the permanent changes recommended in the report would be reflected in the 2013-15 budget and to affected state agencies to implement the recommended changes to the 2011-13 budget. Modifications were made to the Legislative Fiscal Office recommendations for the Department of Corrections and the Department of Forestry.

Emergency Fund Balance Summary		
	Agency Request	Full Board Action
General Purpose Emergency Fund		
Appropriation (after 2012 Session adjustments)	27,218,734	27,218,734
Allocations to date		
Reservations		
Unallocated/Unreserved Balance	27,218,734	27,218,734
# May 2012 Requests - General Purpose		
1 Secretary of State - Special Elections Costs	(685,000)	(593,497)
2 Oregon Judicial Department - Court Operations	(4,709,600)	
17 Oregon Military Department - Portland Air National Guard Base	(90,000)	(90,000)
18 Oregon Military Department - Kingsley Field Air National Guard Base	(80,000)	(80,000)
50 Legislative Fiscal Office - Child Support System Funding for Department of Justice	(300,000)	(300,000)
53 Legislative Fiscal Office - Olympic Trials Public Safety for Department of Administrative Services	(550,000)	(550,000)
Total Requests - General Purpose	(6,414,600)	(1,613,497)
General Purpose Unallocated/Unreserved Balance after 5/12 (if requests approved)	20,804,134	25,605,237
Special Purpose Appropriations - Agency Specific (includes 2012 Session actions)		
Allocations/Transfers to Date		
Unallocated Balance	82,145,415	82,145,415
# May 2012 Requests - Special Purpose Appropriations - Agency Specific		
2 Oregon Judicial Department - Court Operations	(1,084,832)	(1,084,432)
21 Department of Justice - Home Foreclosure	(4,796,632)	(3,781,798)
21 Housing and Community Services Department - Home Foreclosure	(4,300,000)	(3,850,000)
Total Requests - Special Purpose - Agency Specific	(10,181,464)	(8,716,230)
Special Purpose - Agency Specific - Unallocated Balance after 5/12 (if requests approved)	71,963,951	73,429,185

4
11
11

Oregon Legislative Emergency Board
Certificate

May 23, 2012

Pursuant to the provisions of ORS 291.328, and acting under the authority of ORS 276.309, 291.326(1)(a), (b), (c), and (d); ORS 291.371; and ORS 291.375; this hereby certifies that the Emergency Board, meeting on May 23, 2012, took the following actions:

1. Secretary of State

Allocated \$593,497 from the Emergency Fund established by section 1, chapter 600, Oregon Laws 2011..... \$ 593,497 to supplement the appropriation made to the Secretary of State, by section 1(2), chapter 411, Oregon Laws 2011, Elections Division, for costs associated with the Special Primary Election and the Special General Election held to fill a vacancy in the 1st Congressional District.

2. Judicial Department

Allocated \$1,084,432 from the special purpose appropriation made to the Emergency Board by section 17(1), chapter 110, Oregon Laws 2012..... \$ 1,084,432 to supplement the appropriation made to the Judicial Department by section 1(2), chapter 634, Oregon Laws 2011, Operations, for court operations.

3. Department of Education

Approved, retroactively, the submission of a federal grant application by the Department of Education to the U.S. Department of Education, Office of Migrant Education, in the amount of \$132,000 for the Consortium Incentive Grant.

4. Oregon University System

Acknowledged receipt of a report from the Oregon University System on plans by Oregon State University to shift Article XI-F (1) general obligation bond proceeds between athletic capital construction projects.

5. Community Colleges and Workforce Development

Increased the Federal Funds expenditure limitation established for the Department of Community Colleges and Workforce Development by section 4, chapter 616, Oregon Laws 2011, by \$851,813..... \$ 851,813 for the Oregon Youth Conservation Corps, with the understanding that the Department of Administrative Services will unschedule \$500,000 of the expenditure limitation pending notification of grant awards for 2013.

6. Community Colleges and Workforce Development

Approved, retroactively, the submission of a federal grant application by the Department of Community Colleges and Workforce Development to the U.S. Department of Labor, Employment and Training Administration, in the amount of \$5,469,260 from the Workforce Innovation Fund.

25
4-4

7. **Long Term Care Ombudsman**
 Increased the Other Funds expenditure limitation established for the Long Term Care Ombudsman by section 2, chapter 184, Oregon Laws 2011, by \$120,000..... \$ 120,000
 and authorized the establishment of one half-time limited duration position (0.50 FTE) for the Senior Medicare Patrol program.

8. **Oregon Health Authority**
 Approved, retroactively, the submission of a federal grant application by the Oregon Health Authority to the U.S. Department of Health and Human Services, Grants to Support Oral Health Workforce Activities, in the amount of up to \$500,000 a year for three years, beginning September 1, 2012 and ending August 31, 2015, to increase children's access to preventive dental health services by utilizing Expanded Practice Dental Hygienists in the statewide school-based dental sealant program.

9. **Oregon Health Authority**
 Approved, retroactively, the submission of a federal grant application by the Oregon Health Authority to the Centers for Disease Control and Prevention, Cancer Prevention and Control Programs, in the amount of up to \$7,200,000 a year for five years, beginning June 30, 2012 and ending June 29, 2017, to continue statewide activities to promote and provide breast and cervical cancer screening services for under- and uninsured women.

10. **Oregon Health Authority**
 Approved, retroactively, the submission of a federal grant application by the Oregon Health Authority to the U.S. Food and Drug Administration in the amount up to \$1.5 million for the first year and up to \$3 million per year for years two through four, for the Tobacco Regulation Awareness, Communication, and Education Program Grant.

11. **Oregon Health Authority**
 Approved the submission of a federal grant application by the Oregon Health Authority to the U.S. Centers for Disease Control and Prevention in the amount of \$234,824 per year for two years, to provide service to additional tobacco Quit Line callers.

12. **Oregon Health Authority**
 Acknowledged receipt of a report from the Oregon Health Authority and the Health Insurance Exchange Corporation on the Health Insurance Exchange Information Technology project and the Health Insurance Exchange Corporation set-up project.

13. **Oregon Health Authority**
 Acknowledged receipt of a report from the Oregon Health Authority on the Health System Transformation and Coordinated Care Organizations.

14. **Department of Human Services**
 Declined to consider the request for submission of a federal grant application by the Department of Human Services to the Centers for Medicare and Medicaid Services in the amount of \$1 million a year for three years, to help identify efficient, effective, and economical procedures for background checks for certain employees of long term care facilities and providers.

6
 4
 2012

- 15. Department of Human Services**
 Approved, retroactively, the submission of a federal grant application by the Department of Human Services to the National Association of State Directors of Developmental Disabilities Services, for up to \$43,200 for participation in the National Core Indicators Project.
- 16. Department of Human Services**
 Approved the submission of a federal grant application by the Department of Human Services to the U.S. Department of Health and Human Services, in the amount of \$250,000 per year for two years, to improve educational stability and permanency outcomes for middle- and high-school aged children in the child welfare system.
- 17. Military Department**
 Allocated \$90,000 from the Emergency Fund established by section 1, chapter 600, Oregon Laws 2011..... \$ 90,000
 to supplement the appropriation made to the Military Department by section 1(2), chapter 623, Oregon Laws 2011, Operations, for operation and maintenance costs at the Portland Air National Guard Base.
- 18. Military Department**
 Allocated \$80,000 from the Emergency Fund established by section 1, chapter 600, Oregon Laws 2011..... \$ 80,000
 to supplement the appropriation made to the Military Department by section 1(2), chapter 623, Oregon Laws 2011, Operations, for operation and maintenance costs at the Kingsley Field Air National Guard Base.
- 19. Military Department**
 Increased the Federal Funds expenditure limitation established for the Military Department by section 3(1), chapter 623, Oregon Laws 2011, Operations, by \$5,000,000..... \$ 5,000,000
 with the understanding that the Department of Administrative Services will unschedule the expenditure limitation until a copy of the signed caretaker intergovernmental agreement is provided to the Department of Administrative Services and the Legislative Fiscal Office.
- 20. Military Department**
 Established for the 2011-13 biennium a Federal Funds Capital Construction expenditure limitation for the Military Department in the amount of \$1,804,000..... \$ 1,804,000
 for the Milton-Freewater Armory, with the understanding that the Department of Administrative Services will unschedule the expenditure limitation until a copy of the final construction contract is provided to the Department of Administrative Service and the Legislative Fiscal Office.

117

- 21. Department of Justice**
Housing and Community Services Department
 Allocated \$3,781,798 from the special appropriation made to the
 Emergency Board by section 15(1), chapter 110, Oregon Laws 2012..... \$ 3,781,798
 to supplement the appropriation made to the Department of Justice
 by section 1, chapter 575, Oregon Laws 2011;
 allocated \$3,850,000 from the special appropriation made to the
 Emergency Board by section 15(1), chapter 110, Oregon Laws 2012..... \$ 3,850,000
 to supplement the appropriation made to the Housing and Community
 Services Department by section 1, chapter 574, Oregon Laws 2011;
 increased the Other Funds expenditure limitation established for the
 Department of Justice by section 2, chapter 575, Oregon Laws 2011,
 by \$2,369,535 \$ 2,369,535
 and authorized the establishment of five limited duration
 positions (1.13 FTE) for the Department of Justice and
 one limited duration position (0.50 FTE) for the Housing and
 Community Services Department for activities through
 June 30, 2013 related to mortgage fraud and foreclosure.

- 22. Criminal Justice Commission**
 Approved, retroactively, the submission of a federal grant application by the Criminal
 Justice Commission to the U.S. Department of Justice in the amount of \$750,000 for
 services related to offender re-entry and recidivism reduction, with the understanding that
 the grant will not be accepted without a waiver from the match requirement or an existing
 source of funds for the match is identified.

- 24. Department of State Police**
 Approved, retroactively, the submission of a federal grant application by the Department of
 State Police to the U.S. Department of Homeland Security in the amount of \$240,000 for the
 purchase of two patrol boats for the Fish and Wildlife Division.

- 25. Oregon Business Development Department**
 Approved, retroactively, the submission of a federal grant application
 by the Oregon Business Development Department to the U.S. Small
 Business Administration in the amount of \$600,000 for funds
 available under the State Trade and Export Promotion program, and
 increased the Federal Funds expenditure limitation established for the
 Oregon Business Development Department by section 4(1), chapter 579,
 Oregon Laws 2011, Business, innovation and trade, by \$480,000..... \$ 480,000
 with the understanding that the Department of Administrative Services
 will unschedule the expenditure limitation pending award of the grant.

8
11

- 26. Employment Department**
 Increased the Federal Funds expenditure limitation established for the Employment Department by section 12(1), chapter 110, Oregon Laws 2012, by \$1,527,235..... \$ 1,527,235
 for expenditures related to child care; and
 increased the Federal Funds expenditure limitation established for the Employment Department by section 12(2), chapter 110, Oregon Laws 2012, by \$5,500,000..... \$ 5,500,000
 and added months to 40 existing limited duration positions (14.50 FTE) for expenditures related to unemployment insurance benefit administration.
- 27. Employment Department**
 Approved, retroactively, the submission of a federal grant application by the Employment Department to the U.S. Department of Labor in the amount of up to \$3 million for Reemployment Eligibility Assessment, authorized the establishment of 32 limited duration positions (15.50 FTE), and increased the Federal Funds expenditure limitation established for the Employment Department by section 12(2), chapter 110, Oregon Laws 2012, by \$2,991,915..... \$ 2,991,915
 for receipt of the grant.
- 28. Department of Veterans' Affairs**
 Approved, retroactively, the submission of a federal grant application by the Department of Veterans' Affairs to the U.S. Department of Veterans' Affairs for a State Home Construction Grant in the amount of \$499,163, increased the Other Funds expenditure limitation established for the Department of Veterans' Affairs by section 2(1), chapter 587, Oregon Laws 2011, by \$125,000..... \$ 125,000
 established for the 2011-13 biennium a Federal Funds Capital Construction expenditure limitation in the amount of \$499,163 \$ 499,163
 and an Other Funds Capital Construction expenditure limitation in the amount of \$268,780 \$ 268,780
 for improvements to the Oregon Veterans' Home in The Dalles.
- 29. Department of Agriculture**
 Approved, retroactively, the submission of a federal grant application by the Department of Agriculture to the U.S. Food and Drug Administration in the amount of \$300,000 to conform to the national Manufactured Food Regulatory Program Standards.
- 30. Department of Agriculture**
 Approved, retroactively, the submission of a federal grant application by the Department of Agriculture to the U.S. Food and Drug Administration in the amount of \$300,000 to achieve and maintain international accreditation for the Department's food testing laboratory.
- 31. Department of Land Conservation and Development**
 Approved, retroactively, the submission of a federal grant application by the Department of Land Conservation and Development to the National Oceanic and Atmospheric Administration in the amount of \$100,000 to help communities manage and reduce exposure to natural hazard risks.

6
 17
 18

- 32. Department of Land Conservation and Development**
 Increased the Federal Funds expenditure limitation established for the Department of Land Conservation and Development by section 3, chapter 254, Oregon Laws 2011, by \$160,000 \$ 160,000
 for supplemental federal funds received.
- 34. Department of Energy**
 Increased the Other Funds expenditure limitation established for the Department of Energy by section 1, chapter 632, Oregon Laws 2011, by \$713,675 \$ 713,675
 and authorized the establishment of two limited duration positions (1.08 FTE) for energy facility siting activities.
- 35. Department of Energy**
 Approved, retroactively, the submission of a federal grant application by the Department of Energy to the U.S. Department of Energy, State Energy Program, in the amount of \$750,000 to devise a strategy to identify and finance energy retrofit opportunities in public buildings.
- 36. Parks and Recreation Department**
 Increased the Other Funds expenditure limitation established for the Parks and Recreation Department by section 1(4), chapter 584, Oregon Laws 2011, Direct services, by \$220,175 \$ 220,175
 and increased the Lottery Funds expenditure limitation established for the Parks and Recreation Department by section 2(4), chapter 584, Oregon Laws 2011, Direct services, by \$73,392 \$ 73,392
 to repair damage sustained during the January 2012 storm event.
- 37. Parks and Recreation Department**
 Approved the submission of a federal grant application by the Parks and Recreation Department to the U.S. Fish and Wildlife Service, National Coastal Wetlands Conservation Grant Program, in the amount of \$675,000 for the acquisition of approximately 167 acres of coastal estuary and associated freshwater wetlands in Sand Lake, Oregon.
- 38. Department of State Lands**
 Increased the Other Funds expenditure limitation established for the Department of State Lands by section 1(5), chapter 412, Oregon Laws 2011, Capital improvements, by \$352,000 \$ 352,000
 for capital improvement expenditures to convert rangeland to more productive use, with the understanding that the Department of Administrative Services will unschedule \$250,000 of the expenditure limitation until certain preliminary wetland, water rights, and archeological survey work is completed.
- 39. Department of Transportation**
 Approved, retroactively, the submission of a federal grant application by the Department of Transportation to the Federal Transit Administration, State of Good Repair Program, in the amount of \$3,420,430 to purchase six new rural service vehicles and replace 11 rural services vehicles on behalf of local transit districts.

120
11

- 40. Department of Transportation**
 Approved, retroactively, the submission of a federal grant application by the Department of Transportation to the Federal Transit Administration, Bus and Bus Facilities Discretionary Grant Program, in the amount of \$2,741,657 for capital improvement and facility assistance on behalf of Hood River Transportation District, Coos County, Yamhill County, City of Woodburn, Sunset Empire Transportation District, and the City of Salem.
- 41. Department of Transportation**
 Increased the Federal Funds expenditure limitation established for the Department of Transportation by section 3(5), chapter 542, Oregon Laws 2011, Rail, by \$5,141,157 \$ 5,141,157
 and increased the Other Funds expenditure limitation established for the Department of Transportation by section 2(14), chapter 542, Oregon Laws 2011, Rail, by \$13,500,808 \$ 13,500,808
 for passenger rail projects.
- 43. Health Licensing Agency**
 Acknowledged receipt of a report from the Health Licensing Agency on the status of fee changes.
- 45. Oregon Liquor Control Commission**
 Acknowledged receipt of a report from the Oregon Liquor Control Commission describing revenues and expenditures by program as compared to projections.
- 46. Department of Administrative Services**
 Approved the 2013-15 uniform rent rates as proposed by the Department of Administrative Services and required under ORS 276.309.
- 47. Department of Administrative Services**
 Acknowledged receipt of a report from the Department of Administrative Services on the implementation of compensation plan changes and position allocations.
- 48. Department of Administrative Services**
 Acknowledged receipt of a report from the Department of Administrative Services on the state's Certificates of Participation debt service savings as a result of refinancing.
- 49. Public Employees Retirement System**
 Established an Other Funds expenditure limitation for the Public Employees Retirement System in the amount of \$2,071,410 \$ 2,071,410
 and authorized the establishment of three limited duration positions (1.62 FTE) for recovering overpaid retirement benefits.
- 50. Legislative Fiscal Office (for Department of Justice)**
 Allocated \$300,000 from the Emergency Fund established by section 1, chapter 600, Oregon Laws 2011..... \$ 300,000
 to supplement the appropriation made to the Department of Justice by section 1, chapter 575, Oregon Laws 2011, for costs associated with the replacement of the primary information management system for Oregon's child support program.

121

51. Legislative Fiscal Office

Acknowledged receipt of a report from the Legislative Fiscal Office on the 2011-2012 School Year Subaccount, and approved providing notice of non-compliance to the Governor for the 11 school districts that failed to submit a report under SB 5553 (2011).

52. Legislative Fiscal Office

Acknowledged receipt of a report on agency plans to accommodate a combined \$28 million General Fund/Lottery Funds reductions assumed in the rebalanced 2011-13 biennium legislatively approved budget from an effort to restructure state government business operations; approved the transfer of General Fund appropriations and Lottery Funds expenditure limitations and increased Other Funds expenditure limitation, per the attached schedule, and directed the Legislative Fiscal Office to provide the details of the reduction plans to the affected agencies for implementation in the 2011-13 budget and to the Department of Administrative Services for inclusion in the development of the 2013-15 budget. The Legislative Fiscal Office will continue to work with the Department of Corrections and the Department of Forestry to refine reduction plans with a subsequent report to the Emergency Board in September 2012 on these two agencies.

The Department of Corrections was directed to eliminate 21 management or public affairs positions effective July 1, 2012 from the positions included in the Legislative Fiscal Office recommendation. In addition, the Department of Corrections was instructed to identify another 20 management positions that will not be included in the agency proposed budget for 2013-15. The Department will report to the Legislative Fiscal Office by September 7, 2012 on all positions that will not be included in the 2013-15 proposed budget.

The Department of Forestry was directed to maintain the wildland fire supervisor positions and forest manager position in the Protection from Fire program and the forest manager position in the Private Forests program listed in the Legislative Fiscal Office recommendation through the 2012 fire season. The Department was directed to work with the Legislative Fiscal Office and stakeholders on alternative fire and private forest program actions to accommodate the \$205,496 General Fund reduction associated with these positions; if no suitable reductions can be identified from program changes, vacancy savings, or other administrative actions that have no adverse effect on the provision of fire protection and forest management activities, the Legislative Fiscal Office will recommend restoration of the funding from the Emergency Fund when reporting to the Emergency Board in September 2012.

53. Legislative Fiscal Office (for Department of Administrative Services)

Established a General Fund appropriation for the Department of Administrative Services and allocated \$550,000 from the Emergency Fund established by section 1, chapter 600, Oregon Laws 2011..... \$ 550,000 to the newly established appropriation for payment as a grant to the City of Eugene for costs associated with public safety at the 2012 U.S. Olympic Team Trials.

/s/ Ken Rocco

Ken Rocco, Legislative Fiscal Officer

122

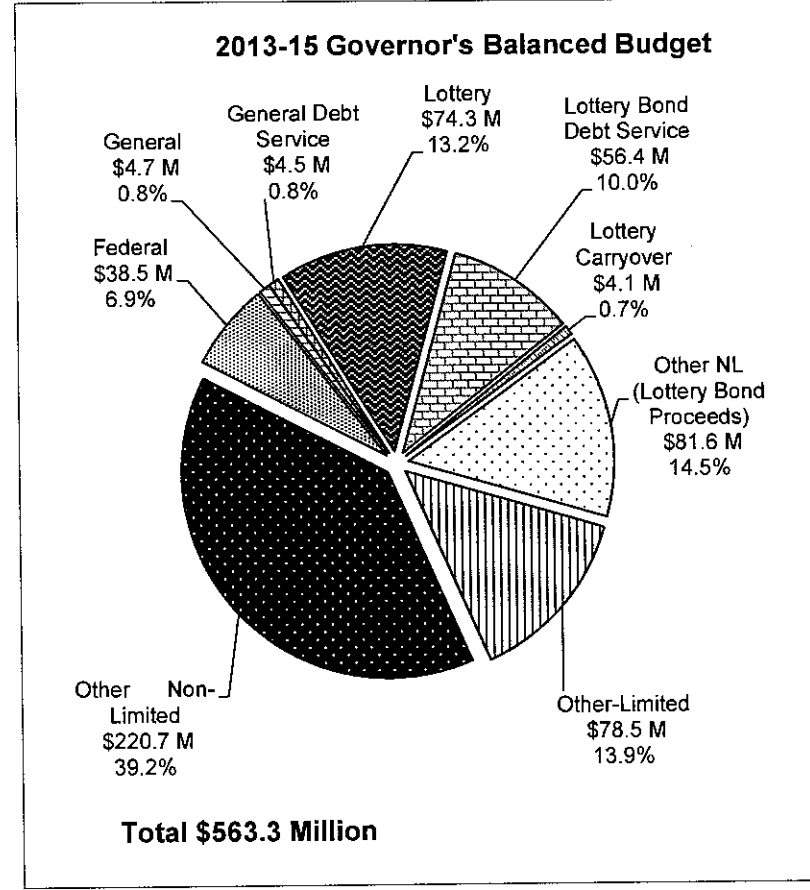
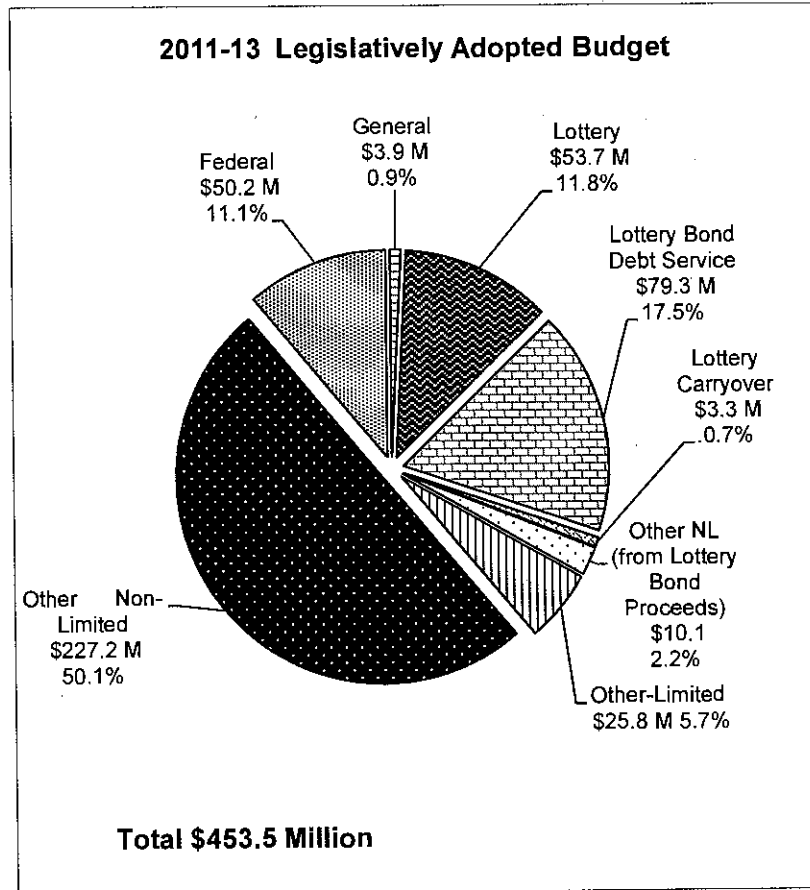
Budget Adjustments Related to \$28 Million Reduction - Various Agencies
May 2012

Agency/Division/ Appropriation Reference	Fund Type	Adjustments to Legislatively Approved Budget
Department of Agriculture (ODA)		
Agricultural development		
Ch 409 1(4), Oregon Laws 2011	General Fund	(197,170)
Food safety		
Ch 409 1(2), Oregon Laws 2011	General Fund	<u>197,170</u>
ODA Total	General Fund	-
Department of Fish and Wildlife (ODFW)		
Wildlife Division		
Ch 573 1(2), Oregon Laws 2011	General Fund	(13,473)
Fish Division		
Ch 573 1(1), Oregon Laws 2011	General Fund	54,342
Administrative Services Division		
Ch 573 1(3), Oregon Laws 2011	General Fund	<u>(40,869)</u>
ODFW Total	General Fund	-
Oregon Business Development Department (OBDD)		
Business, innovation and trade		
Ch 579 3(1)(a), Oregon Laws 2011	Lottery Funds	35,867
Shared services		
Ch 579 2(3), Oregon Laws 2011	Other Funds	278,604
Ch 579 3(1)(b), Oregon Laws 2011	Lottery Funds	<u>(35,867)</u>
OBDD Total	Lottery Funds Other Funds	- 278,604
Bureau of Labor and Industries (BOLI)		
Operations		
Ch 576 2, Oregon Laws 2011	Other Funds	115,600
Wage Security Fund		
Ch 576 3(1), Oregon Laws 2011	Other Funds	<u>94,400</u>
BOLI Total	Other Funds	210,000
Department of State Police (OSP)		
Patrol services, criminal investigations and gaming enforcement		
Ch 635 1(1), Oregon Laws 2011	General Fund	(686,290)
Fish and wildlife enforcement		
Ch 635 1(2), Oregon Laws 2011	General Fund	141,675
Forensic services and State Medical Examiner		
Ch 635 1(3), Oregon Laws 2011	General Fund	291,856
Administrative services, information management and Office of the State Fire Marshal		
Ch 635 1(4), Oregon Laws 2011	General Fund	<u>252,759</u>
OSP Total	General Fund	-

This Page Intentionally Left Blank

BUDGET NARRATIVE

OREGON BUSINESS DEVELOPMENT DEPARTMENT
Budget by Source

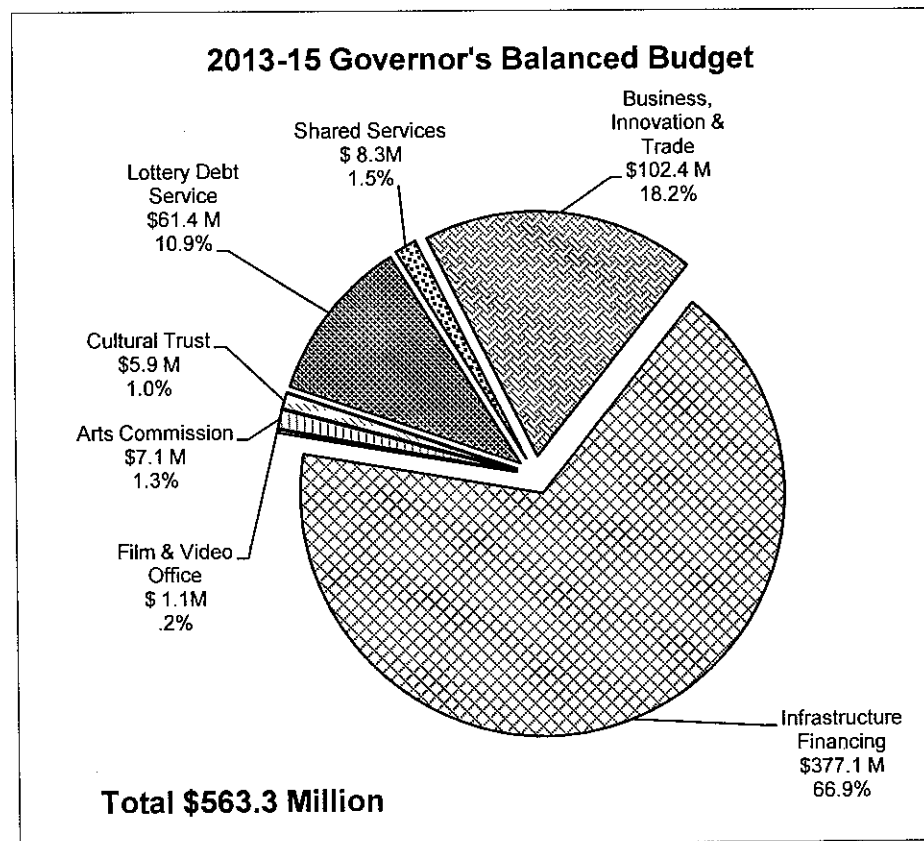
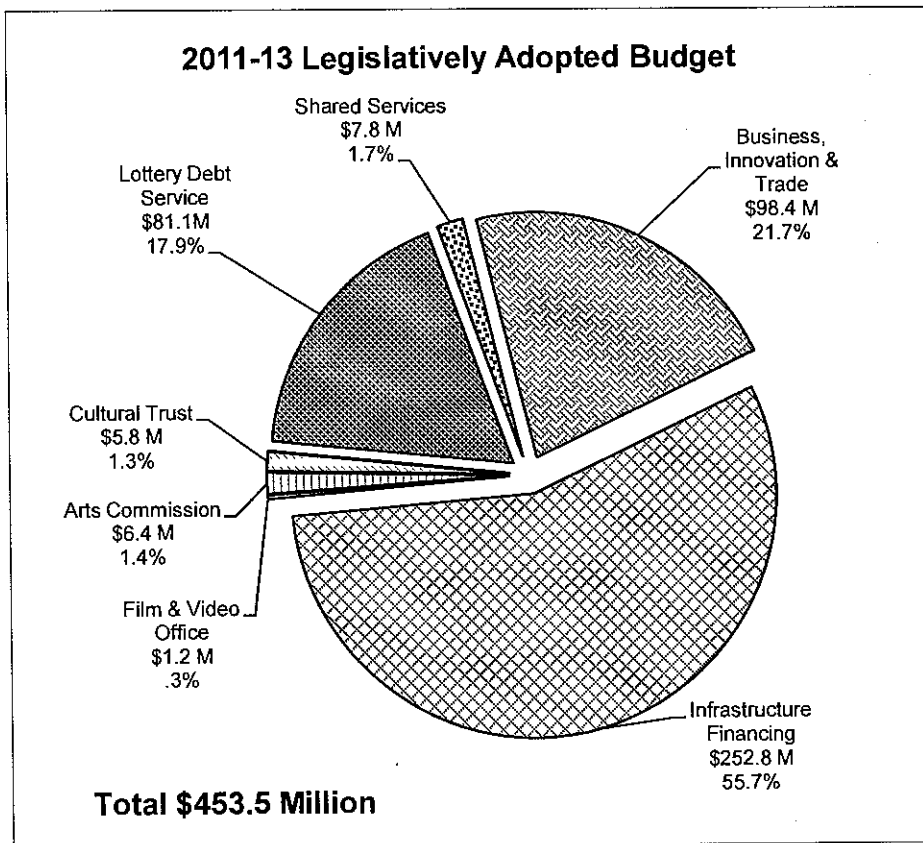


These graphs displays total expenditures by fund type. Definition of fund types:

- General Fund: Money the legislature can decide to apply to virtually any governmental purpose, agency, or program.
- Lottery Funds: Constitutionally dedicated for creating jobs, further economic development, financing public education, restoring & protecting parks, beaches, watersheds and critical fish and wildlife habitats.
- Other Funds: Money received by an agency other than General Fund, Lottery or Federal Funds.
- Other Funds Non-Limited: Expenditures for which the legislature defines purposes, but sets no dollar limits.
- Federal Funds: Money received from a federal agency for a specific purpose.

BUDGET NARRATIVE

OREGON BUSINESS DEVELOPMENT DEPARTMENT
Budget by Program



These graphs show how total expenditure budgets are allocated among the major OBDD programs.

ORBITS Budget Narrative

Mission Statement & Statutory Authority

The Oregon Business Development Department (Business Oregon) is the state agency charged with developing and implementing the economic development policy and strategy of the state. As outlined, the mission of Business Oregon is to create, retain, expand and attract businesses that provide sustainable, family-wage jobs for Oregonians through public-private partnerships, leveraged funding and support of economic opportunities for Oregon companies and entrepreneurs.

Business Oregon's role in state government is unique; it is **the official** state agency with the primary focus to support the business community in retaining existing jobs and creating new jobs for Oregonians. The staff and programs of the department provide the Governor and Legislature with the expertise and resources to implement the state's economic development strategy.

- Business Oregon works with companies across the state to help create and retain jobs that generate critical General Fund revenues, as well as providing assistance to identify and open up new global markets for Oregon businesses and their products.
- Business Oregon professionals work with economic development partners to connect companies with the department's business finance resources to provide access to the capital necessary to expand their operations and support small business growth.
- The department works closely with the Oregon Innovation Council and its initiatives to connect university research and development resources with Oregon industries to develop new products and companies, enhance the competitiveness of existing Oregon businesses, and identify emerging market opportunities for the state that further Oregon's long-term economic development strategy.
- In addition, the department provides unparalleled technical assistance to companies outside of Oregon seeking to expand their facilities and operations, or relocate their business, into the state. The department staff has a network of connections that allows it to make introductions between buyers and suppliers to create additional opportunities to source locally-made products and services.
- Finally, the infrastructure finance staff and programs assist communities in building infrastructure capacity and community facilities to address public health, safety and compliance issues necessary to improve the quality of life for Oregonians.

ORBITS Budget Narrative

Business Oregon accomplishes its mission and enhances Oregon's economy by implementing the following goals:

1. Help existing businesses retain jobs while growing and attracting sustainable businesses with a focus on value-added services in key industries of: advanced manufacturing, clean technology, natural resource products, high technology and outdoor gear & apparel;
2. Enhance Oregon's position in the global economy by assisting Oregon businesses in accessing global markets and by recruiting international companies to Oregon;
3. Advocate on behalf of Oregon businesses to capitalize on those areas where Oregon has demonstrated a competitive advantage by making targeted strategic investments; and
4. Assist communities building infrastructure capacity in community facilities to address public health safety and compliance issues, as well as support their ability to attract, retain and expand businesses.

The above four goals were adopted by the Oregon Business Development Commission, the policy oversight body for Business Oregon. Other department policy and advisory bodies include the Infrastructure Finance Authority Board, the Oregon Arts Commission, and the Oregon Cultural Trust Board.

The Department receives its statutory authority from Oregon Revised Statutes (ORS) Chapters 284, 285A, 285B, 285C, 359.010 through 359.142, 329.925, 777.267 and 777.277 through 777.287. The Department is also subject to Oregon Administrative Rule Chapter 123.

ORBITS Budget Narrative

Agency Strategic Plans

1. Long-Term Plan

The Oregon Business Development Commission established a strategic framework, intended to work in concert with the Oregon Business Plan, for Business Oregon to further job and wage growth throughout the state. In particular, the long-term approach has focused on the following areas:

- **Traded-sector growth.** Business Oregon is focused on supporting and growing traded-sector businesses across the state. These industries have the potential for job growth, pay higher wages and bring new dollars into the state's economy. The Commission identified advanced manufacturing, clean technology, natural resource products, high technology and outdoor gear and apparel as those clusters where the state has a competitive advantage for future growth.
- **Promote trade.** As noted, traded sector industries are critical to creating well paying jobs, but they also bring new wealth into Oregon that supports local businesses and essential government services. Business Oregon not only works with existing traded-sector firms, but also with small businesses looking to identify new markets to grow their business.
- **Further innovation.** The Oregon Innovation Council and its initiatives have helped leverage millions in federal funding and strengthened the partnership between industry and research development. Connecting businesses to these R&D assets is essential to new job growth in knowledge-based industries and to compete in the global economy.
- **Access to capital.** Access to capital has been a major issue facing Oregon businesses. While this has been an immediate issue for many companies, in particular small businesses, the portfolio of finance programs administered by Business Oregon remain a critical component to the state's long-term recovery efforts.
- **Infrastructure development.** To set the stage for future growth throughout the state, Oregon's communities must have the infrastructure assets in place to respond to economic development opportunities that present themselves as well as improving the quality of life for their residents.

ORBITS Budget Narrative

In short, the above areas directly support the newly created 10-Year Plan for Oregon initiative. The primary outcome area of Economy and Jobs is to have a diverse and dynamic economy that provides jobs and prosperity for all Oregonians. Business Oregon's programs and staff implement the state's economic development strategy and help create living-wage jobs for Oregonians throughout the state. Business Oregon's role in the 10-Year Plan is as follows:

- **Business, Innovation and Trade Division (BITD).** BITD implements strategies 1 and 3 of the Economy and Jobs Vision. The areas of focus and the strategies of BITD were modeled after, and work in sync with the Oregon Business Plan. Furthermore, BITD coordinates with economic development organizations at the federal and local level, as well as with private enterprises, to drive a unified approach to grow Oregon's economy. As mentioned above, BITD focuses its efforts on key strategies to retain and expand Oregon-based companies, as well as recruit new businesses to the state. All of the components of the BITD program area are directly aimed at achieving the Economy and Jobs outcomes and all can be associated with one or more of the identified sub-strategies.
- **Infrastructure Finance Authority (IFA).** IFA primarily helps carry out strategy 2 of the Economy and Jobs Vision. The IFA enables communities to efficiently and effectively plan and execute infrastructure projects that both set the stage for job growth through business growth and enhance the quality of life for Oregonians. The IFA helps coordinate and finance infrastructure projects in Oregon communities and assists in accessing external financing resources. Between the pipeline of incoming projects to fund, established funding mechanisms, ongoing collaboration with federal partners and meticulous tracking of project status, the IFA can serve as an effective tool to achieve the 10-year outcomes associated with strategy 2.
- **Oregon Film and Video Office (OFVO).** Oregon's film and video industry is a traded sector industry that uses both unskilled and highly-skilled workers. A major project includes upwards of 30 drivers, teams of construction workers, highly skilled technicians, as well as talented actors, writers and directors. The scale of these projects have great potential for job growth and high wages, bringing new capital into the state as outlined in the Economy and Jobs Vision's strategy 1. In addition, strategy 3 is impacted with the efforts to develop a workforce that is attractive to incoming projects. Talent recruitment for animation and digital media production is now proving to be a necessary pursuit for the continued growth of the industry. OFVO continues to work with companies to develop an effective talent recruitment and development initiative, and OFVO has taken the first step by developing materials online and sponsoring events to highlight the career opportunities in these rapidly growing industries.

ORBITS Budget Narrative

For the last two biennia, as the state has been in the depths of the economic recession, Business Oregon directed its attention on Oregon companies to help retain and create jobs and provide businesses with the services necessary to continue and grow their operations. These efforts primarily focused on the following:

- **Investment in Oregon companies.** The immediate priority of Business Oregon over this period has been to ensure that existing companies retain their employees and expand their businesses. The department has made direct investments in Oregon companies that are projected to result in the retention/creation of more than 5,100 jobs and generate more than \$24 million to the General Fund over a two-year period.
- **Access to capital.** As lending markets tightened, the finance programs administered by Business Oregon have seen an unprecedented demand. Not only has lending to small businesses increased dramatically, the state's credit guarantee program has been instrumental in leveraging private funding to ensure that small businesses have the working capital necessary to continue their operations.
- **Technical assistance to business.** The services provided by the department have been vital to help existing companies. From working with microenterprise and small business to partnering with regional economic development groups, Business Oregon has provided the programmatic expertise necessary to help companies and communities with their job-creation efforts.
- **Targeted business recruitment.** As the economy has lagged, there have been opportunities for business growth where the state has a demonstrated competitive advantage. With limited resources at its disposal, Business Oregon has continued to work with private-sector partners to bring new, family-wage jobs to the state.

ORBITS Budget Narrative

Key performance measures & relevant Oregon Benchmarks

Business Oregon's key performance measures (KPMs) demonstrate the agency's progress towards achieving its mission. The ten KPMs cover the work of the Business, Innovation, and Trade Division to create and retain jobs for Oregonians, as well as the work of the Infrastructure Finance Authority in the creation of healthy communities where jobs can be located. All KPMs are listed below and show the direct relationship to the 2007 Oregon Benchmarks.

Department KPM #1: Total Jobs Created

- Benchmark 1 (Employment in Rural Oregon)
- Benchmark 3 (New Employers)
- Benchmark 4 (Net Job Growth)
- Benchmark 6 (Economic Diversification)
- Benchmark 7a (Research & Development)
- Benchmark 8 (Venture Capital Investments)
- Benchmark 12 (Pay Per Worker)
- Benchmark 15 (Unemployment Rate)
- Benchmark 29 (Labor Force Skills Training)

Department KPM #2: Total Jobs Retained

- Benchmark 1 (Employment in Rural Oregon)
- Benchmark 15 (Unemployment Rate)

Department KPM #3: Impact on State Income Tax Revenue

- Benchmark 4 (Net Job Growth)
- Benchmark 12 (Pay Per Worker)
- Benchmark 15 (Unemployment Rate)

ORBITS Budget Narrative

Department KPM #4: Export Sales

- Benchmark 2 (Trade Outside of Oregon)
- Benchmark 6 (Economic Diversification)
- Benchmark 16 (Export Stability)

Department KPM #5: Small Business Survival Rate

- Benchmark 1 (Employment in Rural Oregon)
- Benchmark 15 (Unemployment Rate)

Department KPM #6: Industrial Site Certification

- Benchmark 3 (New Employers)
- Benchmark 4 (Net Job Growth)
- Benchmark 6 (Economic Diversification)
- Benchmark 85 (Hazardous Substance Cleanup)

Department KPM #7: Planning Projects

- Benchmark 10b (On Time Permits-Wastewater Discharge)
- Benchmark 32 (Feeling of Community)
- Benchmark 69 (Drinking Water)

Department KPM #8: Construction Projects for Public Health & Safety

- Benchmark 10b (On Time Permits-Wastewater Discharge)
- Benchmark 69 (Drinking Water)
- Benchmark 84 (Municipal Waste Disposal)

Department KPM #9: Construction Projects for Community Development

- Benchmark 32 (Feeling of Community)

ORBITS Budget Narrative

2. 2013-2015 Short-Term Plan

Department Programs

Business Oregon seeks to enable the creation, retention, expansion and attraction of businesses that provide sustainable, living-wage jobs for Oregonians through public-private partnerships, leveraged funding and support of economic opportunities for Oregon companies and entrepreneurs. In order to accomplish its mission, specific programs have been established in partnership with the Legislative Assembly. These programs are described below in the three 2013-2015 budget program units (Business, Innovation, and Trade Programs, Infrastructure Finance Programs, and Other Programs-including Shared Services, Arts/Cultural Trust, and Film & Video).

As Oregon begins to pull itself out from the depths of the most recent economic recession, the short- and long-term term plan of the department is to retain and create jobs, and support new company formation throughout the state. Working with partners across Oregon, in order to accomplish the immediate goal of job retention and creation, specific attention and priority must be placed on the people and programs that will help aid in this effort.

The department's BITD programs exist for the primary purpose of helping Oregon businesses create or retain jobs. The primary customers of these programs are small to medium-sized businesses in Oregon. The programs are staffed by 52 positions. This program area is funded primarily by Lottery dollars, but also includes Other Funds and Federal Funds that support Brownfields Redevelopment and the Business Finance Programs.

Job creation and retention is directly supported or assisted with the use of several department resources, including:

- ***Governor's Strategic Reserve Fund*** - A direct investment, forgivable loan program and is the most effective and flexible job creation tool at the department's disposal. The funds are used as a strategic investment focused on creating and retaining jobs for Oregon businesses and contain clawback provisions to protect the state's investment.
- ***Business Expansion Program*** – A newly created program that supports high-wage job growth in Oregon, available to traded sector firms with at least 150 employees that create at least 50 new, full-time jobs at 150 percent of the state or county average wage. An award under this program is based on two years of estimated personal income tax revenues generated by the new hires from the expansion or relocation project and contains clawback provisions if the requirements are not met.

ORBITS Budget Narrative

- **Industry Competitiveness Fund** - Implements and supports strategies to increase the local, national and global competitiveness of Oregon businesses and high-value industries.
- **Manufacturing Business Energy Tax Credit** – Provides eligible businesses a tax credit equal to 50% of up to \$40 million in eligible capital investment costs for renewable energy manufacturing facilities, subject to a performance agreement.
- **Brownfield Redevelopment Fund** - Combines state and federal funding to offer low-interest loans with flexible terms to private individuals, local governments and non-profit organizations to determine the impact of brownfields in their community as well as to complete the evaluation and cleanup of brownfields.
- **Industrial Site Certification** – Certifies industrial lands as “project ready” for specific industry profiles, saving prospective companies significant cost, time and risk with development opportunities.
- **Export Promotion** – Assists small to mid-sized Oregon companies with the export of goods and services to ultimately help grow their business and operations.
- **Oregon Innovation Council Initiatives** - Develops, champions and implements strategic initiatives that make existing Oregon companies more profitable by making them more competitive and sustainable; bolstering innovative research that leads to not only new discoveries but new companies built around them and increases access to public and private funding for start-up companies.
- **Business Finance Programs** - Provides access to capital for existing Oregon businesses seeking to expand and to entrepreneurs that are trying to establish businesses in Oregon.
- **New Market Tax Credit** – The Oregon Low Income Community Jobs Initiative (Oregon New Market Tax Credit) program helps finance investments and creates jobs in low-income communities; delivers below market-rate investment options to Oregon businesses; attracts additional Federal New Market Tax Credit investments in Oregon; and sparks revitalization in Oregon’s low-income communities.
- **Business Retention Services** – Provides technical assistance for companies to work with business consultants to evaluate the operational structure and costs to ensure they have framework in place to continue their operations.
- **OMWESB Certification** – Provides services to promote job retention and job creation and help support Oregon’s small businesses.

ORBITS Budget Narrative

The impacts of the economic recession are felt strongly throughout Oregon's communities. While working to create and retain jobs, the state's cities and counties are faced with the difficult prospect of having to finance outdated or failing infrastructure systems to enhance their economic standing, as well as address the health and safety of its residents.

The department's Infrastructure Finance programs exist to assist communities in building infrastructure capacity to address public health safety and compliance issues, as well as support their ability to attract, retain and expand businesses. The primary customers of this program area are cities, counties, ports, special districts, and the nine federally recognized Indian Tribes in Oregon. These programs are staffed by 31 positions and is primarily funded by loan repayments & interest earnings for all programs except the Community Development Block Grant and Safe Drinking Water Program which are funded with federally funded.

Infrastructure financing is accomplished with the use of several department programs, including:

- ***Special Public Works Fund***- provides market rate (or below) loans and grants for municipal infrastructure and other facilities that support economic and community development.
- ***Water/Waste Water Fund***- provides market rate (or below) loans and grants for municipal design and construction of public infrastructure needed to ensure compliance with the Safe Drinking Water Act or the Clean Water Act.
- ***Safe Drinking Water Fund***- provides market rate (or below) loans and grants for the construction or improvement of public and private water systems to address regulatory compliance issues.
- ***Community Development Block Grant*** - uses federal funds to provide rural non-metropolitan cities and counties with grants to develop economic opportunities and create suitable living environments for lower-income households.
- ***Ports*** - Collectively the Port Revolving Loan Fund, the port Planning and Marketing Fund and the Marine Navigation Improvement Fund make up the Ports program. These programs are designed to support Oregon Ports as a major contributor to Oregon's economy.

In addition to jobs and infrastructure, a strong and healthy state requires a well rounded approach to economic and non-economic opportunities. To ensure that Oregon is viewed as a desirable place to expand or recruit businesses, it is important that the state showcase its artistic and cultural resources. Business Oregon serves as the bridge to ensure this is made possible.

ORBITS Budget Narrative

Collectively, the department's Shared Services Division, the Arts Commission and Cultural Trust Programs, and the Film & Video Office make up the "Other Program" unit for this narrative.

The department's Shared Services Division exists to provide essential central services to the programmatic units of the agency. These include Accounting, Budgeting, Communication, Human Resources, Information Systems, Marketing, Project Management and Strategic Planning. The primary customers of this program area are the agency staff working in all program units as well as their customers for external functions such as disbursements of loans & grants. The programs are staffed by 26 positions. This program area is primarily funded by Lottery Funds and the remaining with Other Funds.

The Art Commission and Oregon Cultural Trust Programs exist to build public support for and access to arts in Oregon communities, to increase and stabilize funding for the arts, and to increase arts education opportunities for Oregonians. The primary customers of these programs are citizens of Oregon, and Oregon's arts organizations, artists, and other non-profit entities. The Cultural Trust Programs raise significant new public and private funds to invest in Oregon's arts, humanities and heritage. In addition to the creation of a long-term, protected endowment, Trust funds are distributed annually through competitive grants to cultural organizations, grants to cultural coalitions in Oregon counties and within federally recognized tribes and grants to statewide cultural agencies. The primary customers of this program are citizens of Oregon, and Oregon's cultural coalitions (within each of the 36 counties and nine federally recognized tribes in Oregon) and independent cultural organizations. Collectively, the programs are staffed by 9 positions (representing 9 FTE). This program area is funded by State general fund dollars, federal funds, other funds and private donations.

The Film & Video Office is a semi-independent agency designed to recruit & facilitate film and television production throughout the state. The Office is the first point of entry for both out-of-state and in-state film and TV production companies and by using key recruitment tools, tax credit incentive programs, such as the Oregon Production Investment Fund and the Greenlight Oregon Labor rebate. The primary customers of this program are film, video and multimedia production companies. The Office's employees are not included in the department's FTE totals. This program area is funded by State Lottery Funds.

ORBITS Budget Narrative

Environmental Factors

As the Business, Innovation and Trade Division implements its long-term strategy for job growth, there are still issues that must be identified and addressed to ensure a robust, sustained economic recovery. By no means comprehensive, the following are long-term issues facing Oregon:

- **Access to capital.** While access to immediate working capital has been a short-term concern, there is also the issue of how the state identifies and invests in emerging companies to keep and grow the next generation of traded-sector entrepreneurs in Oregon.
- **Small business assistance.** With the vast majority of companies in Oregon being small businesses, it is necessary to provide these companies the appropriate assistance along the continuum of services to help grow their business.
- **Industrial land development.** It's important that Oregon have land available for industrial development that supports traded-sector job growth.
- **Alignment of resources.** Across the state, there are different programs and activities taking place to support economic development. Moving forward, all parties involved in these activities should be able to easily identify the appropriate resource and speak with a unified voice for the benefit of Oregon.

As Business Oregon has provided critical assistance over this period, there are still a number of issues that pose immediate challenges:

- **Funding to support job retention/creation.** Business Oregon is an integral part of the solution in helping grow Oregon's economy out of the recession by helping retain and create jobs and generating critical revenues back to the General Fund to support state services.
- **Address public perception.** Despite studies that show a favorable business climate, there remains the perception that the state is not a good place for business. It is important to dedicate resources to market Oregon and inform the public of both its competitive business environment and the resources/programs available that support business development across the state.

ORBITS Budget Narrative

The economic crisis has impacted our local communities ability to finance infrastructure improvements. In the next five to ten years, the IFA programs face the following long term issues:

- **Capitalizing funding for public works infrastructure statewide.** The present system must have sufficient resources to address statewide infrastructure needs. As the state's economy emerges from the recession, communities are returning to funding their infrastructure needs. The department's commitments for funding in Fiscal Year 2012 doubled the commitments of 2011. The recent changes in the national financing tools have eliminated the option of securing bonds with purchased insurance. The lack of bond insurance makes it prohibitively expensive for some communities to issue bonds and results in an increased demand for department financing programs.
- **Consolidating infrastructure program funds.** Stakeholders and legislators have expressed concern that the multiple infrastructure funds in multiple agencies could be more effectively managed and more collaboratively leveraged.
- **Preventing further ending balance fund sweeps.** Reducing already undercapitalized funds to cover budget deficits inhibits the ability of IFA to award monies to local communities with greatest need. Additionally, some questions have arisen regarding the legality of sweeping funds based on the obligated uses of lottery bond sale proceeds.
- **Meeting rural project management capacity needs.** Rural and small communities statewide struggle with meeting the development and management responsibilities associated with capital construction projects. Reporting requirements associated with ARRA funding that have carried over to base federal programs is just one example of the increased obligation. Local staffing has been reduced as result of tough economic times and the former capacity of small communities has been greatly reduced, or lost.
- **Bolstering Ports regional economic development role.** Ports are again gaining recognition for their regional economic development role. Funding tailored to meet ports' specific need, whether a small or large port, is needed to further stimulate local economies. Ports are drafting a funding methodology proposal that meets their needs, following the line of instruction they have received from legislative members.

ORBITS Budget Narrative

In the next five to ten years, the Arts Commission/Cultural Trust programs address the following long term issues:

- **Support statewide, regional and local partnerships.** Facilitate information and research on arts education in Oregon to leverage in-school and in-community arts learning resources for youth.
- **Support more than 150 nonprofit arts organizations.** Offering public programs, enabling over 5.7 million individuals to experience and participate in the arts in Oregon each year and benefit from lifelong learning opportunities.
- **Reach 400,000 youth each year through funding of arts programs.** Offered by Oregon nonprofit groups each year.
- **Provide training and technical assistance.** To more than 250 individual artists and creative workers to advance their arts and business skills, allowing greater opportunity for commercial and artistic success.
- **Facilitate the selection of permanent artwork.** Through Oregon's 1% for Art program, bringing contemporary artwork to enliven public spaces and engage community dialogue, including that on public university campuses.
- **Improve opportunities for Oregonians.** To engage in arts and cultural activities by increasing the capacity of the Oregon Cultural Trust.

ORBITS Budget Narrative

Governor's Initiatives

Business Oregon's primary focus for the next biennium will continue to be increasing its ability to create and retain family wage jobs for Oregonians. In order to do so, the integrity of the agency and its ability to deliver needed services and resources to Oregon's businesses and communities must be maintained—with a primary focus on keeping existing staffing levels. The department's ability to serve Oregon's businesses relies on only **nine** regional business development professionals that must cover the entire state, including areas that are likely to experience deeper and longer economic recession.

Create and retain jobs for Oregonians: As noted above, the agency's primary initiative will be to assist Oregon businesses in creating and retaining jobs and generating revenue for the state through its Strategic Reserve Fund, Business Expansion Program, Business Finance Programs, and Industry Competitiveness Fund.

Implement Oregon InC 2.0: To ensure that Oregon businesses can remain more competitive in the global marketplace and can therefore create more jobs, the agency will continue to support the work of the Oregon Innovation Council.

Develop a global economic strategy for the state: Capitalize on foreign direct investment opportunities, particularly with Asia to create jobs for Oregonians. Create new opportunities for Oregon companies to access foreign markets to export their products and services.

Improve land readiness and redevelopment opportunities: Maintain and improve Oregon's competitive advantage for business expansion and recruitment on industrial sites and lands through education, programs, interagency collaboration, strategies and marketing.

ORBITS Budget Narrative

IFA programs will protect the health and safety of Oregon's citizens by improving the state's water and waste water systems; provide for increased well-being of individuals through improved community facilities and programs; and to provide support for local communities' ability to keep existing businesses as well as attract new businesses. IFA's ability to serve Oregon's communities relies on only **nine** regional coordinator professionals that must cover the entire state, including areas that are likely to experience deeper and longer economic recession.

Consolidate all infrastructure program funds into a single fund: Address the concerns of stakeholders and legislators that multiple infrastructure funds could be more effectively managed and more collaboratively leveraged.

Meet rural project management capacity needs: Development and management needs associated with capital construction projects are a struggle for rural and smaller communities. Increased reporting for ARRA and other federal programs are an example of the increased obligations. The former capacity of small communities has been greatly reduced or lost.

Bolstering Ports regional economic development role: Ports provide an important role in regional economic development. Funding tailored to meet ports' specific needs is needed to further stimulate local economies.

The efforts of the Arts Commission and Cultural Trust programs will continue to focus on strengthening arts education efforts by participating in the Education Leadership Institute. They will develop a strategy to support arts education activities across Oregon by participating in a highly selective leadership institute funded by the National Endowment for the Arts.

The efforts of the Film & Video Office will partner with Business Oregon to work specifically with companies that are creating jobs in emerging media technologies. Jobs associated with these creative firms are high paying, and are filled by a workforce that has developed to support the state's high technology industry.

ORBITS Budget Narrative

The agency initiatives identified above exceeds the Current Service Level budget as provided for by the 2011-13 biennium. The specific initiatives and funding required is further defined in the Policy Option Packages portion of the Governor's Balanced Budget. A summary is outlined below:

Policy Option Packages											
Description	General Fund			Lottery Fund		Other Fund	Other Fund	Federal Fund	Total Fund	Pos	FTE
	General Fund	Debt Service	Lottery Fund	Debt Service	Non Ltd	Ltd					
Policy Option Packages											
Pkg. 101 - Oregon Innovation Council	\$ -	\$ -	\$ 25,000,000	\$ -	\$ -	\$ -	\$ -	\$ -	\$ 25,000,000	-	-
Pkg. 102 - SPWF Recapitalization	\$ -	\$ -	\$ -	\$ 5,981,990	\$ 91,940,124	\$ 1,752,704	\$ -	\$ -	\$ 99,674,818	3	3.00
Pkg. 103 - Industry Competitiveness Fund	\$ -	\$ -	\$ 2,050,000	\$ -	\$ -	\$ -	\$ -	\$ -	\$ 2,050,000	-	-
Pkg. 104 - Strategic Reserve Fund	\$ -	\$ -	\$ 10,500,000	\$ -	\$ -	\$ -	\$ -	\$ -	\$ 10,500,000	-	-
Pkg. 105 - Industrial Land Readiness and Site Certification	\$ -	\$ -	\$ 127,737	\$ -	\$ -	\$ -	\$ -	\$ -	\$ 127,737	1	1.00
Pkg. 106 - OMWESB	\$ -	\$ -	\$ -	\$ -	\$ -	\$ 532,147	\$ -	\$ -	\$ 532,147	1	1.00
Pkg. 109 - Rural Capacity	\$ -	\$ -	\$ -	\$ -	\$ -	\$ 183,300	\$ -	\$ -	\$ 183,300	1	1.00
Pkg. 475 - Transfer of Seismic Rehabilitation Grant Program	\$ 205,677	\$ 3,710,464	\$ -	\$ -	\$ -	\$ 7,300,000	\$ -	\$ -	\$ 11,216,141	1	1.00
Pkg. 476 - Seismic Rehabilitation Debt	\$ -	\$ -	\$ -	\$ -	\$ -	\$ 30,000,000	\$ -	\$ -	\$ 30,000,000	2	1.00
Total Policy Option Packages	\$ 205,677	\$ 3,710,464	\$ 37,677,737	\$ 5,981,990	\$ 91,940,124	\$ 39,768,151	\$ -	\$ -	\$ 179,284,143	9	8.00
Analyst Recommendation Packages											
Pkg. 081 - May 2012 E-Board	\$ 9,006	\$ -	\$ 11,868	\$ -	\$ -	\$ 283,968	\$ 120,000	\$ -	\$ 424,842	-	-
Pkg. 090 - Analyst Adjustments	\$ 500,000	\$ 826,663	\$ -	\$ -	\$ -	\$ 10,235,000	\$ -	\$ -	\$ 11,561,663	-	-
Pkg. 091 - Statewide Administrative Savings	\$ -	\$ -	\$ (160,239)	\$ -	\$ -	\$ 100,000	\$ -	\$ -	\$ (60,239)	-	-
Pkg. 092 - PERS Taxation Policy	\$ (2,893)	\$ -	\$ (35,554)	\$ -	\$ -	\$ (28,683)	\$ (3,743)	\$ -	\$ (70,873)	-	-
Pkg. 093 - Other PERS Adjustments	\$ (23,144)	\$ -	\$ (284,429)	\$ -	\$ -	\$ (229,466)	\$ (29,950)	\$ -	\$ (566,989)	-	-
Total Analyst Recommendation Packages	\$ 482,969	\$ 826,663	\$ (468,354)	\$ -	\$ -	\$ 10,360,819	\$ 86,307	\$ -	\$ 11,288,404	-	-
Total Policy Packages	\$ 688,646	\$ 4,537,127	\$ 37,209,383	\$ 5,981,990	\$ 91,940,124	\$ 50,128,970	\$ 86,307	\$ -	\$ 190,572,547	9	8.00

ORBITS Budget Narrative

Legislative Concepts

The Governor's Balanced Budget for the Oregon Business Development Department includes the following legislative concepts:

LC 468 (HB 2223): Creates the Oregon Growth Board Task Force. Recommendations of the Oregon Growth Board will be presented to the Oregon Legislature in the 2013 Session, which will drive the outcomes that are yet to be determined.

Change in Statutory Language: New legislation pending

LC 469 (HB 2224): Extends sunset for tax credit for renewable energy resource equipment manufacturing facilities from January 1, 2014 to January 1, 2018.

Change in Statutory Language: Section 3, Chapter 474, Oregon Laws 2011.

LC 470 (HB 2225): This concept codifies the Business Expansion Program, created in the 2011 session and extends the department's ability to transfer moneys from the Strategic Reserve Fund to the Business Expansion Program to support job creation opportunities. The bill removes sunset language from the Oregon Business Retention and Expansion Program, and allows the Oregon Business Development Department to transfer moneys from the Strategic Reserve Fund to Oregon Business Retention and Expansion Fund for the purpose of making loans.

Change in Statutory Language: Section 11, Chapter 549, Oregon Laws 2011 - The initial draft was amended to read “ **(1) The Oregon Business Development Department may transfer moneys credited to the Strategic Reserve Fund created under ORS 285B.266 to the Oregon Business Retention and Expansion Program Fund established under section 8, chapter 549, Oregon Laws 2011, to be used for the purpose of making the loans provided by the agreements entered into under section 6, chapter 549, Oregon Laws 2011, and in accordance with the provisions of sections 1 to 8, chapter 549, Oregon Laws 2011. (2) Unless approved by the Joint Committee on Ways and Means or, if the Legislative Assembly is not in session, the Emergency Board, administrative expenses of the Oregon Business Development Department incurred in connection with the implementation and administration of sections 1 to 8, chapter 549, Oregon Laws 2011, may not be paid from funds transferred pursuant to this section. Expenses that are project-related are not considered to be administrative expenses of the department.**”

ORBITS Budget Narrative

LC 471 (SB 181): Increases the loan repayment period for the Water Fund to 30 years or the usable life of the contracted project, whichever is less.

Change in Statutory Language: **ORS285B.581(1)(c) “May not exceed the usable life of the contracted project or [25] 30 years from the year of project completion, whichever is less.”**

LC 472 (SB 182): The Oregon Business Development Department shall review the statutory laws governing programs administered by the department and shall determine needed changes to those laws to reflect budget changes. The department shall report its findings to the Legislative Assembly. Requires the Oregon business Development Department to conduct a review of statutory laws governing programs administered by the department and to report findings and recommendations to the Legislative Assembly.

Change in Statutory Language: **(1) The Oregon Business Development Department shall conduct a review of all statutory laws governing programs administered by the department to determine needed changes to those laws, taking into account budgetary changes and considerations. The department shall prepare a report on the review and findings of the department under this section, and may include recommendations for legislation, to the committees of the Legislative Assembly related to business development no later than October 15, 2013. (2) This 2013 Act being necessary for the immediate preservation of the public peace, health and safety, an emergency is declared to exist, and this 2013 Act takes effect on its passage.**

ORBITS Budget Narrative

Criteria for 2013-2015 Budget Development

Business, Innovation, Trade Program Criteria

- Will the program directly lead to job or business development?
- Will the program lead to the commercialization of innovative products?
- Will the program address a critical barrier to job or business development?
- Will the program enhance the development of competitive industry clusters to expand existing businesses and attract related businesses and services?
- Will the program enhance the state's business climate in a way that attracts and expands businesses while maintaining a high quality of life?

Infrastructure Financing Criteria

- Will the program increase the capacity or quality of local infrastructure systems?
- Will the program enhance the community's ability to compete for or develop new economic opportunities?
- Will the program streamline the time and costs associated with infrastructure?

Overall Criteria

- In addition to meeting one or more of the above criteria, budget priorities were also based on:
 - Will the program leverage other public and private resources?
 - Can the outcomes of the program be sustained if state funding is reduced or eliminated?
 - Does the program develop long-term capacity as well as short-term outcomes?

Oregon Business Development Department

Agency Number: 12300

Agencywide Appropriated Fund Group
2013-15 Biennium

Version: Y - 01 - Governor's Budget

Description	2009-11 Actuals	2011-13 Leg Adopted Budget	2011-13 Leg Approved Budget	2013-15 Agency Request Budget	2013-15 Governor's Budget	2013-15 Leg Adopted Budget
LIMITED BUDGET (Excluding Packages)						
General Fund	8,926,180	3,851,208	3,842,479	3,921,323	3,916,550	-
Lottery Funds	35,668,156	57,070,679	56,577,026	57,465,484	57,406,737	-
Other Funds	25,676,212	24,000,075	23,722,575	23,835,160	23,793,321	-
Federal Funds	28,428,854	50,172,649	50,172,649	50,293,853	50,287,253	-
All Funds	98,699,402	135,094,611	134,314,729	135,515,820	135,403,861	-
AUTHORIZED POSITIONS	128	131	132	125	125	-
AUTHORIZED FTE	125.72	129.37	129.87	123.50	123.50	-
LIMITED BUDGET (Essential Packages)						
010-NON-PICS PSNL SVC / VACANCY FACTOR						
General Fund	-	-	-	10,298	10,298	-
Lottery Funds	-	-	-	83,110	83,104	-
Other Funds	-	-	-	55,772	55,771	-
Federal Funds	-	-	-	20,490	20,490	-
All Funds	-	-	-	169,670	169,663	-
021-PHASE-IN						
Lottery Funds	-	-	-	4,056,478	4,056,478	-
022-PHASE-OUT PGM & ONE-TIME COSTS						
Lottery Funds	-	-	-	(21,027,000)	(21,027,000)	-
Other Funds	-	-	-	(1,050,503)	(1,050,503)	-
Federal Funds	-	-	-	(12,529,817)	(12,529,817)	-
All Funds	-	-	-	(34,607,320)	(34,607,320)	-
031-STANDARD INFLATION						
General Fund	-	-	-	74,113	74,113	-

Oregon Business Development Department

Agency Number: 12300

Agencywide Appropriated Fund Group
2013-15 Biennium

Version: Y - 01 - Governor's Budget

Description	2009-11 Actuals	2011-13 Leg Adopted Budget	2011-13 Leg Approved Budget	2013-15 Agency Request Budget	2013-15 Governor's Budget	2013-15 Leg Adopted Budget
Lottery Funds	-	-	-	603,263	603,263	-
Other Funds	-	-	-	380,651	469,011	-
Federal Funds	-	-	-	763,298	763,298	-
All Funds	-	-	-	1,821,325	1,909,685	-
032-ABOVE STANDARD INFLATION						
Lottery Funds	-	-	-	12,420	12,420	-
050-FUNDSHIFTS						
Other Funds	-	-	-	100,003	99,580	-
Federal Funds	-	-	-	(100,003)	(99,580)	-
All Funds	-	-	-	-	-	-
TOTAL LIMITED BUDGET (Essential Packages)						
General Fund	-	-	-	84,411	84,411	-
Lottery Funds	-	-	-	(16,271,729)	(16,271,735)	-
Other Funds	-	-	-	(514,077)	(426,141)	-
Federal Funds	-	-	-	(11,846,032)	(11,845,609)	-
All Funds	-	-	-	(28,547,427)	(28,459,074)	-
LIMITED BUDGET (Current Service Level)						
General Fund	8,926,180	3,851,208	3,842,479	4,005,734	4,000,961	-
Lottery Funds	35,668,156	57,070,679	56,577,026	41,193,755	41,135,002	-
Other Funds	25,676,212	24,000,075	23,722,575	23,321,083	23,367,180	-
Federal Funds	28,428,854	50,172,649	50,172,649	38,447,821	38,441,644	-
All Funds	98,699,402	135,094,611	134,314,729	106,968,393	106,944,787	-
AUTHORIZED POSITIONS	128	131	132	125	125	-
AUTHORIZED FTE	125.72	129.37	129.87	123.50	123.50	-

Oregon Business Development Department

Agency Number: 12300

Agencywide Appropriated Fund Group
2013-15 Biennium

Version: Y - 01 - Governor's Budget

Description	2009-11 Actuals	2011-13 Leg Adopted Budget	2011-13 Leg Approved Budget	2013-15 Agency Request Budget	2013-15 Governor's Budget	2013-15 Leg Adopted Budget
LIMITED BUDGET (Policy Packages)						
081-MAY 2012 E-BOARD- RANK 0 - 110-00-00-00000						
Lottery Funds	-	-	-	(57,651)	(56,393)	-
Other Funds	-	-	-	285,226	283,968	-
All Funds	-	-	-	227,575	227,575	-
081-MAY 2012 E-BOARD- RANK 0 - 210-00-00-00000						
Lottery Funds	-	-	-	68,261	68,261	-
Federal Funds	-	-	-	120,000	120,000	-
All Funds	-	-	-	188,261	188,261	-
081-MAY 2012 E-BOARD- RANK 0 - 600-00-00-00000						
General Fund	-	-	-	9,006	9,006	-
090-ANALYST ADJUSTMENTS- RANK 0 - 300-00-00-00000						
Other Funds	-	-	-	-	10,235,000	-
090-ANALYST ADJUSTMENTS- RANK 0 - 600-00-00-00000						
General Fund	-	-	-	-	500,000	-
091-STATEWIDE ADMINISTRATIVE SAVINGS- RANK 0 - 110-00-00-00000						
Lottery Funds	-	-	-	-	(160,239)	-
Other Funds	-	-	-	-	100,000	-
All Funds	-	-	-	-	(60,239)	-
092-PERS TAXATION POLICY- RANK 0 - 110-00-00-00000						
Lottery Funds	-	-	-	-	(14,306)	-
Other Funds	-	-	-	-	(2,522)	-
All Funds	-	-	-	-	(16,828)	-
092-PERS TAXATION POLICY- RANK 0 - 210-00-00-00000						

Oregon Business Development Department

Agency Number: 12300

Agencywide Appropriated Fund Group
2013-15 Biennium

Version: Y - 01 - Governor's Budget

Description	2009-11 Actuals	2011-13 Leg Adopted Budget	2011-13 Leg Approved Budget	2013-15 Agency Request Budget	2013-15 Governor's Budget	2013-15 Leg Adopted Budget
Lottery Funds	-	-	-	-	(21,248)	-
Other Funds	-	-	-	-	(10,271)	-
Federal Funds	-	-	-	-	(1,025)	-
All Funds	-	-	-	-	(32,544)	-
092-PERS TAXATION POLICY- RANK 0 - 300-00-00-00000						
Other Funds	-	-	-	-	(14,136)	-
Federal Funds	-	-	-	-	(2,718)	-
All Funds	-	-	-	-	(16,854)	-
092-PERS TAXATION POLICY- RANK 0 - 600-00-00-00000						
General Fund	-	-	-	-	(2,893)	-
Other Funds	-	-	-	-	(1,754)	-
All Funds	-	-	-	-	(4,647)	-
093-OTHER PERS ADJUSTMENTS- RANK 0 - 110-00-00-00000						
Lottery Funds	-	-	-	-	(114,449)	-
Other Funds	-	-	-	-	(20,179)	-
All Funds	-	-	-	-	(134,628)	-
093-OTHER PERS ADJUSTMENTS- RANK 0 - 210-00-00-00000						
Lottery Funds	-	-	-	-	(169,980)	-
Other Funds	-	-	-	-	(82,171)	-
Federal Funds	-	-	-	-	(8,202)	-
All Funds	-	-	-	-	(260,353)	-
093-OTHER PERS ADJUSTMENTS- RANK 0 - 300-00-00-00000						
Other Funds	-	-	-	-	(113,087)	-
Federal Funds	-	-	-	-	(21,748)	-

Oregon Business Development Department

Agency Number: 12300

Agencywide Appropriated Fund Group
2013-15 Biennium

Version: Y - 01 - Governor's Budget

Description	2009-11 Actuals	2011-13 Leg Adopted Budget	2011-13 Leg Approved Budget	2013-15 Agency Request Budget	2013-15 Governor's Budget	2013-15 Leg Adopted Budget
All Funds	-	-	-	-	(134,835)	-
093-OTHER PERS ADJUSTMENTS- RANK 0 - 600-00-00-00000						
General Fund	-	-	-	-	(23,144)	-
Other Funds	-	-	-	-	(14,029)	-
All Funds	-	-	-	-	(37,173)	-
101-OREGON INNOVATION COUNCIL- RANK 0 - 210-00-00-00000						
Lottery Funds	-	-	-	25,000,000	25,000,000	-
102-SPWF RE-CAPITALIZATION- RANK 0 - 110-00-00-00000						
Other Funds	-	-	-	184,223	183,579	-
Authorized Positions	-	-	-	1	1	-
Authorized FTE	-	-	-	1.00	1.00	-
102-SPWF RE-CAPITALIZATION- RANK 0 - 210-00-00-00000						
Other Funds	-	-	-	438,068	436,125	-
Authorized Positions	-	-	-	2	2	-
Authorized FTE	-	-	-	2.00	2.00	-
102-SPWF RE-CAPITALIZATION- RANK 0 - 300-00-00-00000						
Other Funds	-	-	-	1,133,000	1,133,000	-
103- INDUSTRY COMPETITIVENESS - RANK 0 - 210-00-00-00000						
Lottery Funds	-	-	-	2,675,000	2,050,000	-
104-STRATEGIC RESERVE FUND- RANK 0 - 210-00-00-00000						
Lottery Funds	-	-	-	26,500,000	10,500,000	-
105-INDUSTRIAL LAND READINESS AND SITE CERTIFICATION- RANK 0 - 210-00-00-00000						
Lottery Funds	-	-	-	800,000	127,737	-
Authorized Positions	-	-	-	1	1	-

Agency Request
2013-15 Biennium

Governor's Budget
Page 151

Legislatively Adopted
Agencywide Appropriated Fund Group - BPR001

Oregon Business Development Department

Agency Number: 12300

Agencywide Appropriated Fund Group
2013-15 Biennium

Version: Y - 01 - Governor's Budget

Description	2009-11 Actuals	2011-13 Leg Adopted Budget	2011-13 Leg Approved Budget	2013-15 Agency Request Budget	2013-15 Governor's Budget	2013-15 Leg Adopted Budget
Authorized FTE	-	-	-	1.00	1.00	-
106-OMWESB- RANK 0 - 210-00-00-00000						
Other Funds	-	-	-	532,699	532,147	-
Authorized Positions	-	-	-	1	1	-
Authorized FTE	-	-	-	1.00	1.00	-
107-BROWNFIELDS RECAPITALIZATION- RANK 0 - 210-00-00-00000						
Other Funds	-	-	-	241,995	-	-
108-IT SECURITY AND STANDARDS COMPLIANCE- RANK 0 - 110-00-00-00000						
Lottery Funds	-	-	-	279,422	-	-
Authorized Positions	-	-	-	1	-	-
Authorized FTE	-	-	-	1.00	-	-
109-RURAL CAPACITY- RANK 0 - 300-00-00-00000						
Other Funds	-	-	-	183,967	183,300	-
Authorized Positions	-	-	-	1	1	-
Authorized FTE	-	-	-	1.00	1.00	-
475-TRANSFER OF SEISMIC REHABILITATION GRANT PROGRAM- RANK 0 - 300-00-00-00000						
General Fund	-	-	-	-	205,677	-
Other Funds	-	-	-	-	7,300,000	-
All Funds	-	-	-	-	7,505,677	-
Authorized Positions	-	-	-	-	1	-
Authorized FTE	-	-	-	-	1.00	-
476-SEISMIC REHABILITATION DEBT- RANK 0 - 300-00-00-00000						
Other Funds	-	-	-	-	30,000,000	-
Authorized Positions	-	-	-	-	2	-

Oregon Business Development Department

Agency Number: 12300

Agencywide Appropriated Fund Group
2013-15 Biennium

Version: Y - 01 - Governor's Budget

Description	2009-11 Actuals	2011-13 Leg Adopted Budget	2011-13 Leg Approved Budget	2013-15 Agency Request Budget	2013-15 Governor's Budget	2013-15 Leg Adopted Budget
Authorized FTE	-	-	-	-	1.00	-
TOTAL LIMITED BUDGET (Policy Packages)						
General Fund	-	-	-	9,006	688,646	-
Lottery Funds	-	-	-	55,265,032	37,209,383	-
Other Funds	-	-	-	2,999,178	50,128,970	-
Federal Funds	-	-	-	120,000	86,307	-
All Funds	-	-	-	58,393,216	88,113,306	-
AUTHORIZED POSITIONS	-	-	-	7	9	-
AUTHORIZED FTE	-	-	-	7.00	8.00	-
TOTAL LIMITED BUDGET (Including Packages)						
General Fund	8,926,180	3,851,208	3,842,479	4,014,740	4,689,607	-
Lottery Funds	35,668,156	57,070,679	56,577,026	96,458,787	78,344,385	-
Other Funds	25,676,212	24,000,075	23,722,575	26,320,261	73,496,150	-
Federal Funds	28,428,854	50,172,649	50,172,649	38,567,821	38,527,951	-
All Funds	98,699,402	135,094,611	134,314,729	165,361,609	195,058,093	-
AUTHORIZED POSITIONS	128	131	132	132	134	-
AUTHORIZED FTE	125.72	129.37	129.87	130.50	131.50	-
NONLIMITED BUDGET (Excluding Packages)						
Other Funds	146,283,201	196,559,609	193,244,609	173,162,875	173,162,875	-
NONLIMITED BUDGET (Essential Packages)						
031-STANDARD INFLATION						
Other Funds	-	-	-	(25,226)	(25,226)	-
TOTAL NONLIMITED BUDGET (Essential Packages)						
Other Funds	-	-	-	(25,226)	(25,226)	-

Oregon Business Development Department

Agency Number: 12300

Agencywide Appropriated Fund Group
2013-15 Biennium

Version: Y - 01 - Governor's Budget

Description	2009-11 Actuals	2011-13 Leg Adopted Budget	2011-13 Leg Approved Budget	2013-15 Agency Request Budget	2013-15 Governor's Budget	2013-15 Leg Adopted Budget
NONLIMITED BUDGET (Current Service Level)						
Other Funds	146,283,201	196,559,609	193,244,609	173,137,649	173,137,649	-
NONLIMITED BUDGET (Policy Packages)						
102-SPWF RE-CAPITALIZATION- RANK 0 - 300-00-00-00000						
Other Funds	-	-	-	100,000,000	91,940,124	-
107-BROWNFIELDS RECAPITALIZATION- RANK 0 - 210-00-00-00000						
Other Funds	-	-	-	10,000,000	-	-
TOTAL NONLIMITED BUDGET (Policy Packages)						
Other Funds	-	-	-	110,000,000	91,940,124	-
TOTAL NONLIMITED BUDGET (Including Packages)						
Other Funds	146,283,201	196,559,609	193,244,609	283,137,649	265,077,773	-
OPERATING BUDGET (Excluding Packages)						
General Fund	8,926,180	3,851,208	3,842,479	3,921,323	3,916,550	-
Lottery Funds	35,668,156	57,070,679	56,577,026	57,465,484	57,406,737	-
Other Funds	171,959,413	220,559,684	216,967,184	196,998,035	196,956,196	-
Federal Funds	28,428,854	50,172,649	50,172,649	50,293,853	50,287,253	-
All Funds	244,982,603	331,654,220	327,559,338	308,678,695	308,566,736	-
AUTHORIZED POSITIONS	128	131	132	125	125	-
AUTHORIZED FTE	125.72	129.37	129.87	123.50	123.50	-
OPERATING BUDGET (Essential Packages)						
010-NON-PICS PSNL SVC / VACANCY FACTOR						
General Fund	-	-	-	10,298	10,298	-
Lottery Funds	-	-	-	83,110	83,104	-
Other Funds	-	-	-	55,772	55,771	-

Oregon Business Development Department

Agency Number: 12300

Agencywide Appropriated Fund Group
2013-15 Biennium

Version: Y - 01 - Governor's Budget

Description	2009-11 Actuals	2011-13 Leg Adopted Budget	2011-13 Leg Approved Budget	2013-15 Agency Request Budget	2013-15 Governor's Budget	2013-15 Leg Adopted Budget
Federal Funds	-	-	-	20,490	20,490	-
All Funds	-	-	-	169,670	169,663	-
021-PHASE-IN						
Lottery Funds	-	-	-	4,056,478	4,056,478	-
022-PHASE-OUT PGM & ONE-TIME COSTS						
Lottery Funds	-	-	-	(21,027,000)	(21,027,000)	-
Other Funds	-	-	-	(1,050,503)	(1,050,503)	-
Federal Funds	-	-	-	(12,529,817)	(12,529,817)	-
All Funds	-	-	-	(34,607,320)	(34,607,320)	-
031-STANDARD INFLATION						
General Fund	-	-	-	74,113	74,113	-
Lottery Funds	-	-	-	603,263	603,263	-
Other Funds	-	-	-	355,425	443,785	-
Federal Funds	-	-	-	763,298	763,298	-
All Funds	-	-	-	1,796,099	1,884,459	-
032-ABOVE STANDARD INFLATION						
Lottery Funds	-	-	-	12,420	12,420	-
050-FUNDSHIFTS						
Other Funds	-	-	-	100,003	99,580	-
Federal Funds	-	-	-	(100,003)	(99,580)	-
All Funds	-	-	-	-	-	-
TOTAL OPERATING BUDGET (Essential Packages)						
General Fund	-	-	-	84,411	84,411	-
Lottery Funds	-	-	-	(16,271,729)	(16,271,735)	-

Oregon Business Development Department

Agency Number: 12300

Agencywide Appropriated Fund Group
2013-15 Biennium

Version: Y - 01 - Governor's Budget

Description	2009-11 Actuals	2011-13 Leg Adopted Budget	2011-13 Leg Approved Budget	2013-15 Agency Request Budget	2013-15 Governor's Budget	2013-15 Leg Adopted Budget
Other Funds	-	-	-	(539,303)	(451,367)	-
Federal Funds	-	-	-	(11,846,032)	(11,845,609)	-
All Funds	-	-	-	(28,572,653)	(28,484,300)	-
OPERATING BUDGET (Current Service Level)						
General Fund	8,926,180	3,851,208	3,842,479	4,005,734	4,000,961	-
Lottery Funds	35,668,156	57,070,679	56,577,026	41,193,755	41,135,002	-
Other Funds	171,959,413	220,559,684	216,967,184	196,458,732	196,504,829	-
Federal Funds	28,428,854	50,172,649	50,172,649	38,447,821	38,441,644	-
All Funds	244,982,603	331,654,220	327,559,338	280,106,042	280,082,436	-
AUTHORIZED POSITIONS	128	131	132	125	125	-
AUTHORIZED FTE	125.72	129.37	129.87	123.50	123.50	-
OPERATING BUDGET (Policy Packages)						
081-MAY 2012 E-BOARD- RANK 0 - 110-00-00-00000						
Lottery Funds	-	-	-	(57,651)	(56,393)	-
Other Funds	-	-	-	285,226	283,968	-
All Funds	-	-	-	227,575	227,575	-
081-MAY 2012 E-BOARD- RANK 0 - 210-00-00-00000						
Lottery Funds	-	-	-	68,261	68,261	-
Federal Funds	-	-	-	120,000	120,000	-
All Funds	-	-	-	188,261	188,261	-
081-MAY 2012 E-BOARD- RANK 0 - 600-00-00-00000						
General Fund	-	-	-	9,006	9,006	-
090-ANALYST ADJUSTMENTS- RANK 0 - 300-00-00-00000						
Other Funds	-	-	-	-	10,235,000	-

Oregon Business Development Department

Agency Number: 12300

Agencywide Appropriated Fund Group
2013-15 Biennium

Version: Y - 01 - Governor's Budget

Description	2009-11 Actuals	2011-13 Leg Adopted Budget	2011-13 Leg Approved Budget	2013-15 Agency Request Budget	2013-15 Governor's Budget	2013-15 Leg Adopted Budget
090-ANALYST ADJUSTMENTS- RANK 0 - 600-00-00-00000						
General Fund	-	-	-	-	500,000	-
091-STATEWIDE ADMINISTRATIVE SAVINGS- RANK 0 - 110-00-00-00000						
Lottery Funds	-	-	-	-	(160,239)	-
Other Funds	-	-	-	-	100,000	-
All Funds	-	-	-	-	(60,239)	-
092-PERS TAXATION POLICY- RANK 0 - 110-00-00-00000						
Lottery Funds	-	-	-	-	(14,306)	-
Other Funds	-	-	-	-	(2,522)	-
All Funds	-	-	-	-	(16,828)	-
092-PERS TAXATION POLICY- RANK 0 - 210-00-00-00000						
Lottery Funds	-	-	-	-	(21,248)	-
Other Funds	-	-	-	-	(10,271)	-
Federal Funds	-	-	-	-	(1,025)	-
All Funds	-	-	-	-	(32,544)	-
092-PERS TAXATION POLICY- RANK 0 - 300-00-00-00000						
Other Funds	-	-	-	-	(14,136)	-
Federal Funds	-	-	-	-	(2,718)	-
All Funds	-	-	-	-	(16,854)	-
092-PERS TAXATION POLICY- RANK 0 - 600-00-00-00000						
General Fund	-	-	-	-	(2,893)	-
Other Funds	-	-	-	-	(1,754)	-
All Funds	-	-	-	-	(4,647)	-
093-OTHER PERS ADJUSTMENTS- RANK 0 - 110-00-00-00000						

Oregon Business Development Department

Agency Number: 12300

Agencywide Appropriated Fund Group
2013-15 Biennium

Version: Y - 01 - Governor's Budget

Description	2009-11 Actuals	2011-13 Leg Adopted Budget	2011-13 Leg Approved Budget	2013-15 Agency Request Budget	2013-15 Governor's Budget	2013-15 Leg Adopted Budget
Lottery Funds	-	-	-	-	(114,449)	-
Other Funds	-	-	-	-	(20,179)	-
All Funds	-	-	-	-	(134,628)	-
093-OTHER PERS ADJUSTMENTS- RANK 0 - 210-00-00-00000						
Lottery Funds	-	-	-	-	(169,980)	-
Other Funds	-	-	-	-	(82,171)	-
Federal Funds	-	-	-	-	(8,202)	-
All Funds	-	-	-	-	(260,353)	-
093-OTHER PERS ADJUSTMENTS- RANK 0 - 300-00-00-00000						
Other Funds	-	-	-	-	(113,087)	-
Federal Funds	-	-	-	-	(21,748)	-
All Funds	-	-	-	-	(134,835)	-
093-OTHER PERS ADJUSTMENTS- RANK 0 - 600-00-00-00000						
General Fund	-	-	-	-	(23,144)	-
Other Funds	-	-	-	-	(14,029)	-
All Funds	-	-	-	-	(37,173)	-
101-OREGON INNOVATION COUNCIL- RANK 0 - 210-00-00-00000						
Lottery Funds	-	-	-	25,000,000	25,000,000	-
102-SPWF RE-CAPITALIZATION- RANK 0 - 110-00-00-00000						
Other Funds	-	-	-	184,223	183,579	-
Authorized Positions	-	-	-	1	1	-
Authorized FTE	-	-	-	1.00	1.00	-
102-SPWF RE-CAPITALIZATION- RANK 0 - 210-00-00-00000						
Other Funds	-	-	-	438,068	436,125	-

Agency Request
2013-15 Biennium

Governor's Budget
Page 158

Legislatively Adopted
Agencywide Appropriated Fund Group - BPR001

Oregon Business Development Department

Agency Number: 12300

Agencywide Appropriated Fund Group
2013-15 Biennium

Version: Y - 01 - Governor's Budget

Description	2009-11 Actuals	2011-13 Leg Adopted Budget	2011-13 Leg Approved Budget	2013-15 Agency Request Budget	2013-15 Governor's Budget	2013-15 Leg Adopted Budget
Authorized Positions	-	-	-	2	2	-
Authorized FTE	-	-	-	2.00	2.00	-
102-SPWF RE-CAPITALIZATION- RANK 0 - 300-00-00-00000						
Other Funds	-	-	-	101,133,000	93,073,124	-
103- INDUSTRY COMPETITIVENESS - RANK 0 - 210-00-00-00000						
Lottery Funds	-	-	-	2,675,000	2,050,000	-
104-STRATEGIC RESERVE FUND- RANK 0 - 210-00-00-00000						
Lottery Funds	-	-	-	26,500,000	10,500,000	-
105-INDUSTRIAL LAND READINESS AND SITE CERTIFICATION- RANK 0 - 210-00-00-00000						
Lottery Funds	-	-	-	800,000	127,737	-
Authorized Positions	-	-	-	1	1	-
Authorized FTE	-	-	-	1.00	1.00	-
106-OMWESB- RANK 0 - 210-00-00-00000						
Other Funds	-	-	-	532,699	532,147	-
Authorized Positions	-	-	-	1	1	-
Authorized FTE	-	-	-	1.00	1.00	-
107-BROWNFIELDS RECAPITALIZATION- RANK 0 - 210-00-00-00000						
Other Funds	-	-	-	10,241,995	-	-
108-IT SECURITY AND STANDARDS COMPLIANCE- RANK 0 - 110-00-00-00000						
Lottery Funds	-	-	-	279,422	-	-
Authorized Positions	-	-	-	1	-	-
Authorized FTE	-	-	-	1.00	-	-
109-RURAL CAPACITY- RANK 0 - 300-00-00-00000						
Other Funds	-	-	-	183,967	183,300	-

Agency Request
2013-15 Biennium

Governor's Budget

Legislatively Adopted

Oregon Business Development Department

Agency Number: 12300

Agencywide Appropriated Fund Group
2013-15 Biennium

Version: Y - 01 - Governor's Budget

Description	2009-11 Actuals	2011-13 Leg Adopted Budget	2011-13 Leg Approved Budget	2013-15 Agency Request Budget	2013-15 Governor's Budget	2013-15 Leg Adopted Budget
Authorized Positions	-	-	-	1	1	-
Authorized FTE	-	-	-	1.00	1.00	-
475-TRANSFER OF SEISMIC REHABILITATION GRANT PROGRAM- RANK 0 - 300-00-00-00000						
General Fund	-	-	-	-	205,677	-
Other Funds	-	-	-	-	7,300,000	-
All Funds	-	-	-	-	7,505,677	-
Authorized Positions	-	-	-	-	1	-
Authorized FTE	-	-	-	-	1.00	-
476-SEISMIC REHABILITATION DEBT- RANK 0 - 300-00-00-00000						
Other Funds	-	-	-	-	30,000,000	-
Authorized Positions	-	-	-	-	2	-
Authorized FTE	-	-	-	-	1.00	-
TOTAL OPERATING BUDGET (Policy Packages)						
General Fund	-	-	-	9,006	688,646	-
Lottery Funds	-	-	-	55,265,032	37,209,383	-
Other Funds	-	-	-	112,999,178	142,069,094	-
Federal Funds	-	-	-	120,000	86,307	-
All Funds	-	-	-	168,393,216	180,053,430	-
AUTHORIZED POSITIONS	-	-	-	7	9	-
AUTHORIZED FTE	-	-	-	7.00	8.00	-
TOTAL OPERATING BUDGET (Including Packages)						
General Fund	8,926,180	3,851,208	3,842,479	4,014,740	4,689,607	-
Lottery Funds	35,668,156	57,070,679	56,577,026	96,458,787	78,344,385	-
Other Funds	171,959,413	220,559,684	216,967,184	309,457,910	338,573,923	-

Oregon Business Development Department

Agency Number: 12300

Agencywide Appropriated Fund Group
2013-15 Biennium

Version: Y - 01 - Governor's Budget

Description	2009-11 Actuals	2011-13 Leg Adopted Budget	2011-13 Leg Approved Budget	2013-15 Agency Request Budget	2013-15 Governor's Budget	2013-15 Leg Adopted Budget
Federal Funds	28,428,854	50,172,649	50,172,649	38,567,821	38,527,951	-
All Funds	244,982,603	331,654,220	327,559,338	448,499,258	460,135,866	-
AUTHORIZED POSITIONS	128	131	132	132	134	-
AUTHORIZED FTE	125.72	129.37	129.87	130.50	131.50	-
DEBT SERVICE (Excluding Packages)						
Lottery Funds	70,756,731	79,270,043	82,100,202	56,560,265	50,460,265	-
Other Funds	1,816,901	1,797,848	2,119,733	-	5,000,000	-
All Funds	72,573,632	81,067,891	84,219,935	56,560,265	55,460,265	-
DEBT SERVICE (Current Service Level)						
Lottery Funds	70,756,731	79,270,043	82,100,202	56,560,265	50,460,265	-
Other Funds	1,816,901	1,797,848	2,119,733	-	5,000,000	-
All Funds	72,573,632	81,067,891	84,219,935	56,560,265	55,460,265	-
DEBT SERVICE (Policy Packages)						
090-ANALYST ADJUSTMENTS- RANK 0 - 300-00-00-00000						
General Fund	-	-	-	-	826,663	-
102-SPWF RE-CAPITALIZATION- RANK 0 - 900-00-00-00000						
Lottery Funds	-	-	-	11,634,513	5,981,990	-
107-BROWNFIELDS RECAPITALIZATION- RANK 0 - 900-00-00-00000						
Lottery Funds	-	-	-	1,179,563	-	-
475-TRANSFER OF SEISMIC REHABILITATION GRANT PROGRAM- RANK 0 - 300-00-00-00000						
General Fund	-	-	-	-	3,710,464	-
TOTAL DEBT SERVICE (Policy Packages)						
General Fund	-	-	-	-	4,537,127	-
Lottery Funds	-	-	-	12,814,076	5,981,990	-

Oregon Business Development Department

Agency Number: 12300

Agencywide Appropriated Fund Group
2013-15 Biennium

Version: Y - 01 - Governor's Budget

Description	2009-11 Actuals	2011-13 Leg Adopted Budget	2011-13 Leg Approved Budget	2013-15 Agency Request Budget	2013-15 Governor's Budget	2013-15 Leg Adopted Budget
All Funds	-	-	-	12,814,076	10,519,117	-
TOTAL DEBT SERVICE (Including Packages)						
General Fund	-	-	-	-	4,537,127	-
Lottery Funds	70,756,731	79,270,043	82,100,202	69,374,341	56,442,255	-
Other Funds	1,816,901	1,797,848	2,119,733	-	5,000,000	-
All Funds	72,573,632	81,067,891	84,219,935	69,374,341	65,979,382	-
DEBT SERVICE NONLIMITED (Excluding Packages)						
Other Funds	64,493,764	40,742,579	66,813,241	37,203,356	37,203,356	-
DEBT SERVICE NONLIMITED (Current Service Level)						
Other Funds	64,493,764	40,742,579	66,813,241	37,203,356	37,203,356	-
TOTAL DEBT SERVICE NONLIMITED (Including Packages)						
Other Funds	64,493,764	40,742,579	66,813,241	37,203,356	37,203,356	-
TOTAL BUDGET (Excluding Packages)						
General Fund	8,926,180	3,851,208	3,842,479	3,921,323	3,916,550	-
Lottery Funds	106,424,887	136,340,722	138,677,228	114,025,749	107,867,002	-
Other Funds	238,270,078	263,100,111	285,900,158	234,201,391	239,159,552	-
Federal Funds	28,428,854	50,172,649	50,172,649	50,293,853	50,287,253	-
All Funds	382,049,999	453,464,690	478,592,514	402,442,316	401,230,357	-
AUTHORIZED POSITIONS	128	131	132	125	125	-
AUTHORIZED FTE	125.72	129.37	129.87	123.50	123.50	-
TOTAL BUDGET (Essential Packages)						
010-NON-PICS PSNL SVC / VACANCY FACTOR						
General Fund	-	-	-	10,298	10,298	-
Lottery Funds	-	-	-	83,110	83,104	-

Agency Request
2013-15 Biennium

Governor's Budget
Page 162

Legislatively Adopted
Agencywide Appropriated Fund Group - BPR001

Oregon Business Development Department

Agency Number: 12300

Agencywide Appropriated Fund Group
2013-15 Biennium

Version: Y - 01 - Governor's Budget

Description	2009-11 Actuals	2011-13 Leg Adopted Budget	2011-13 Leg Approved Budget	2013-15 Agency Request Budget	2013-15 Governor's Budget	2013-15 Leg Adopted Budget
Other Funds	-	-	-	55,772	55,771	-
Federal Funds	-	-	-	20,490	20,490	-
All Funds	-	-	-	169,670	169,663	-
021-PHASE-IN						
Lottery Funds	-	-	-	4,056,478	4,056,478	-
022-PHASE-OUT PGM & ONE-TIME COSTS						
Lottery Funds	-	-	-	(21,027,000)	(21,027,000)	-
Other Funds	-	-	-	(1,050,503)	(1,050,503)	-
Federal Funds	-	-	-	(12,529,817)	(12,529,817)	-
All Funds	-	-	-	(34,607,320)	(34,607,320)	-
031-STANDARD INFLATION						
General Fund	-	-	-	74,113	74,113	-
Lottery Funds	-	-	-	603,263	603,263	-
Other Funds	-	-	-	355,425	443,785	-
Federal Funds	-	-	-	763,298	763,298	-
All Funds	-	-	-	1,796,099	1,884,459	-
032-ABOVE STANDARD INFLATION						
Lottery Funds	-	-	-	12,420	12,420	-
050-FUNDSHIFTS						
Other Funds	-	-	-	100,003	99,580	-
Federal Funds	-	-	-	(100,003)	(99,580)	-
All Funds	-	-	-	-	-	-
TOTAL BUDGET (Essential Packages)						
General Fund	-	-	-	84,411	84,411	-

Agency Request
2013-15 Biennium

Governor's Budget
Page 163

Legislatively Adopted
Agencywide Appropriated Fund Group - BPR001

Oregon Business Development Department

Agency Number: 12300

Agencywide Appropriated Fund Group
2013-15 Biennium

Version: Y - 01 - Governor's Budget

Description	2009-11 Actuals	2011-13 Leg Adopted Budget	2011-13 Leg Approved Budget	2013-15 Agency Request Budget	2013-15 Governor's Budget	2013-15 Leg Adopted Budget
Lottery Funds	-	-	-	(16,271,729)	(16,271,735)	-
Other Funds	-	-	-	(539,303)	(451,367)	-
Federal Funds	-	-	-	(11,846,032)	(11,845,609)	-
All Funds	-	-	-	(28,572,653)	(28,484,300)	-
TOTAL BUDGET (Current Service Level)						
General Fund	8,926,180	3,851,208	3,842,479	4,005,734	4,000,961	-
Lottery Funds	106,424,887	136,340,722	138,677,228	97,754,020	91,595,267	-
Other Funds	238,270,078	263,100,111	285,900,158	233,662,088	238,708,185	-
Federal Funds	28,428,854	50,172,649	50,172,649	38,447,821	38,441,644	-
All Funds	382,049,999	453,464,690	478,592,514	373,869,663	372,746,057	-
AUTHORIZED POSITIONS	128	131	132	125	125	-
AUTHORIZED FTE	125.72	129.37	129.87	123.50	123.50	-
TOTAL BUDGET (Policy Packages)						
081-MAY 2012 E-BOARD- RANK 0 - 110-00-00-00000						
Lottery Funds	-	-	-	(57,651)	(56,393)	-
Other Funds	-	-	-	285,226	283,968	-
All Funds	-	-	-	227,575	227,575	-
081-MAY 2012 E-BOARD- RANK 0 - 210-00-00-00000						
Lottery Funds	-	-	-	68,261	68,261	-
Federal Funds	-	-	-	120,000	120,000	-
All Funds	-	-	-	188,261	188,261	-
081-MAY 2012 E-BOARD- RANK 0 - 600-00-00-00000						
General Fund	-	-	-	9,006	9,006	-
090-ANALYST ADJUSTMENTS- RANK 0 - 300-00-00-00000						

Oregon Business Development Department

Agency Number: 12300

Agencywide Appropriated Fund Group
2013-15 Biennium

Version: Y - 01 - Governor's Budget

Description	2009-11 Actuals	2011-13 Leg Adopted Budget	2011-13 Leg Approved Budget	2013-15 Agency Request Budget	2013-15 Governor's Budget	2013-15 Leg Adopted Budget
General Fund	-	-	-	-	826,663	-
Other Funds	-	-	-	-	10,235,000	-
All Funds	-	-	-	-	11,061,663	-
090-ANALYST ADJUSTMENTS- RANK 0 - 600-00-00-00000						
General Fund	-	-	-	-	500,000	-
091-STATEWIDE ADMINISTRATIVE SAVINGS- RANK 0 - 110-00-00-00000						
Lottery Funds	-	-	-	-	(160,239)	-
Other Funds	-	-	-	-	100,000	-
All Funds	-	-	-	-	(60,239)	-
092-PERS TAXATION POLICY- RANK 0 - 110-00-00-00000						
Lottery Funds	-	-	-	-	(14,306)	-
Other Funds	-	-	-	-	(2,522)	-
All Funds	-	-	-	-	(16,828)	-
092-PERS TAXATION POLICY- RANK 0 - 210-00-00-00000						
Lottery Funds	-	-	-	-	(21,248)	-
Other Funds	-	-	-	-	(10,271)	-
Federal Funds	-	-	-	-	(1,025)	-
All Funds	-	-	-	-	(32,544)	-
092-PERS TAXATION POLICY- RANK 0 - 300-00-00-00000						
Other Funds	-	-	-	-	(14,136)	-
Federal Funds	-	-	-	-	(2,718)	-
All Funds	-	-	-	-	(16,854)	-
092-PERS TAXATION POLICY- RANK 0 - 600-00-00-00000						
General Fund	-	-	-	-	(2,893)	-

Oregon Business Development Department

Agency Number: 12300

Agencywide Appropriated Fund Group
2013-15 Biennium

Version: Y - 01 - Governor's Budget

Description	2009-11 Actuals	2011-13 Leg Adopted Budget	2011-13 Leg Approved Budget	2013-15 Agency Request Budget	2013-15 Governor's Budget	2013-15 Leg Adopted Budget
Other Funds	-	-	-	-	(1,754)	-
All Funds	-	-	-	-	(4,647)	-
093-OTHER PERS ADJUSTMENTS- RANK 0 - 110-00-00-00000						
Lottery Funds	-	-	-	-	(114,449)	-
Other Funds	-	-	-	-	(20,179)	-
All Funds	-	-	-	-	(134,628)	-
093-OTHER PERS ADJUSTMENTS- RANK 0 - 210-00-00-00000						
Lottery Funds	-	-	-	-	(169,980)	-
Other Funds	-	-	-	-	(82,171)	-
Federal Funds	-	-	-	-	(8,202)	-
All Funds	-	-	-	-	(260,353)	-
093-OTHER PERS ADJUSTMENTS- RANK 0 - 300-00-00-00000						
Other Funds	-	-	-	-	(113,087)	-
Federal Funds	-	-	-	-	(21,748)	-
All Funds	-	-	-	-	(134,835)	-
093-OTHER PERS ADJUSTMENTS- RANK 0 - 600-00-00-00000						
General Fund	-	-	-	-	(23,144)	-
Other Funds	-	-	-	-	(14,029)	-
All Funds	-	-	-	-	(37,173)	-
101-OREGON INNOVATION COUNCIL- RANK 0 - 210-00-00-00000						
Lottery Funds	-	-	-	25,000,000	25,000,000	-
102-SPWF RE-CAPITALIZATION- RANK 0 - 110-00-00-00000						
Other Funds	-	-	-	184,223	183,579	-
Authorized Positions	-	-	-	1	1	-

___ Agency Request
2013-15 Biennium

Governor's Budget
Page 166

___ Legislatively Adopted
Agencywide Appropriated Fund Group - BPR001

Oregon Business Development Department

Agency Number: 12300

Agencywide Appropriated Fund Group
2013-15 Biennium

Version: Y - 01 - Governor's Budget

Description	2009-11 Actuals	2011-13 Leg Adopted Budget	2011-13 Leg Approved Budget	2013-15 Agency Request Budget	2013-15 Governor's Budget	2013-15 Leg Adopted Budget
Authorized FTE	-	-	-	1.00	1.00	-
102-SPWF RE-CAPITALIZATION- RANK 0 - 210-00-00-00000						
Other Funds	-	-	-	438,068	436,125	-
Authorized Positions	-	-	-	2	2	-
Authorized FTE	-	-	-	2.00	2.00	-
102-SPWF RE-CAPITALIZATION- RANK 0 - 300-00-00-00000						
Other Funds	-	-	-	101,133,000	93,073,124	-
102-SPWF RE-CAPITALIZATION- RANK 0 - 900-00-00-00000						
Lottery Funds	-	-	-	11,634,513	5,981,990	-
103- INDUSTRY COMPETITIVENESS - RANK 0 - 210-00-00-00000						
Lottery Funds	-	-	-	2,675,000	2,050,000	-
104-STRATEGIC RESERVE FUND- RANK 0 - 210-00-00-00000						
Lottery Funds	-	-	-	26,500,000	10,500,000	-
105-INDUSTRIAL LAND READINESS AND SITE CERTIFICATION- RANK 0 - 210-00-00-00000						
Lottery Funds	-	-	-	800,000	127,737	-
Authorized Positions	-	-	-	1	1	-
Authorized FTE	-	-	-	1.00	1.00	-
106-OMWESB- RANK 0 - 210-00-00-00000						
Other Funds	-	-	-	532,699	532,147	-
Authorized Positions	-	-	-	1	1	-
Authorized FTE	-	-	-	1.00	1.00	-
107-BROWNFIELDS RECAPITALIZATION- RANK 0 - 210-00-00-00000						
Other Funds	-	-	-	10,241,995	-	-
107-BROWNFIELDS RECAPITALIZATION- RANK 0 - 900-00-00-00000						

___ Agency Request
2013-15 Biennium

Governor's Budget
Page 167

___ Legislatively Adopted
Agencywide Appropriated Fund Group - BPR001

Oregon Business Development Department

Agency Number: 12300

Agencywide Appropriated Fund Group
2013-15 Biennium

Version: Y - 01 - Governor's Budget

Description	2009-11 Actuals	2011-13 Leg Adopted Budget	2011-13 Leg Approved Budget	2013-15 Agency Request Budget	2013-15 Governor's Budget	2013-15 Leg Adopted Budget
Lottery Funds	-	-	-	1,179,563	-	-
108-IT SECURITY AND STANDARDS COMPLIANCE- RANK 0 - 110-00-00-00000						
Lottery Funds	-	-	-	279,422	-	-
Authorized Positions	-	-	-	1	-	-
Authorized FTE	-	-	-	1.00	-	-
109-RURAL CAPACITY- RANK 0 - 300-00-00-00000						
Other Funds	-	-	-	183,967	183,300	-
Authorized Positions	-	-	-	1	1	-
Authorized FTE	-	-	-	1.00	1.00	-
475-TRANSFER OF SEISMIC REHABILITATION GRANT PROGRAM- RANK 0 - 300-00-00-00000						
General Fund	-	-	-	-	3,916,141	-
Other Funds	-	-	-	-	7,300,000	-
All Funds	-	-	-	-	11,216,141	-
Authorized Positions	-	-	-	-	1	-
Authorized FTE	-	-	-	-	1.00	-
476-SEISMIC REHABILITATION DEBT- RANK 0 - 300-00-00-00000						
Other Funds	-	-	-	-	30,000,000	-
Authorized Positions	-	-	-	-	2	-
Authorized FTE	-	-	-	-	1.00	-
TOTAL BUDGET (Policy Packages)						
General Fund	-	-	-	9,006	5,225,773	-
Lottery Funds	-	-	-	68,079,108	43,191,373	-
Other Funds	-	-	-	112,999,178	142,069,094	-
Federal Funds	-	-	-	120,000	86,307	-

Agency Request
2013-15 Biennium

Governor's Budget
Page 168

Legislatively Adopted
Agencywide Appropriated Fund Group - BPR001

Oregon Business Development Department

Agency Number: 12300

Agencywide Appropriated Fund Group
2013-15 Biennium

Version: Y - 01 - Governor's Budget

Description	2009-11 Actuals	2011-13 Leg Adopted Budget	2011-13 Leg Approved Budget	2013-15 Agency Request Budget	2013-15 Governor's Budget	2013-15 Leg Adopted Budget
All Funds	-	-	-	181,207,292	190,572,547	-
AUTHORIZED POSITIONS	-	-	-	7	9	-
AUTHORIZED FTE	-	-	-	7.00	8.00	-
TOTAL BUDGET (Including Packages)						
General Fund	8,926,180	3,851,208	3,842,479	4,014,740	9,226,734	-
Lottery Funds	106,424,887	136,340,722	138,677,228	165,833,128	134,786,640	-
Other Funds	238,270,078	263,100,111	285,900,158	346,661,266	380,777,279	-
Federal Funds	28,428,854	50,172,649	50,172,649	38,567,821	38,527,951	-
All Funds	382,049,999	453,464,690	478,592,514	555,076,955	563,318,604	-
AUTHORIZED POSITIONS	128	131	132	132	134	-
AUTHORIZED FTE	125.72	129.37	129.87	130.50	131.50	-

Oregon Business Development Department

Agency Number: 12300

Agencywide Program Unit Summary
2013-15 Biennium

Version: Y - 01 - Governor's Budget

Summary Cross Reference Number	Cross Reference Description	2009-11 Actuals	2011-13 Leg Adopted Budget	2011-13 Leg Approved Budget	2013-15 Agency Request Budget	2013-15 Governor's Budget	2013-15 Leg Adopted Budget
110-00-00-00000	Shared Services/Central Pool						
	Lottery Funds	5,757,063	6,810,941	6,683,523	7,402,749	6,811,394	-
	Other Funds	1,777,553	979,971	979,971	1,393,035	1,466,172	-
	All Funds	7,534,616	7,790,912	7,663,494	8,795,784	8,277,566	-
210-00-00-00000	Business, Innovation, Trade						
	General Fund	4,617,682	-	-	-	-	-
	Lottery Funds	28,659,390	49,051,845	48,766,925	87,902,422	70,379,375	-
	Other Funds	26,559,692	29,268,539	25,676,039	34,601,658	24,283,280	-
	Federal Funds	6,625,603	20,065,709	20,065,709	7,736,080	7,725,161	-
	All Funds	66,462,367	98,386,093	94,508,673	130,240,160	102,387,816	-
300-00-00-00000	Infrastructure Financing Authority						
	General Fund	-	-	-	-	4,742,804	-
	Other Funds	184,680,297	224,512,908	250,583,570	303,995,487	343,375,418	-
	Federal Funds	20,392,591	28,313,847	28,313,847	28,995,555	28,966,604	-
	All Funds	205,072,888	252,826,755	278,897,417	332,991,042	377,084,826	-
500-00-00-00000	Film and Video						
	Lottery Funds	1,251,703	1,207,893	1,126,578	1,153,616	1,153,616	-
600-00-00-00000	Arts						
	General Fund	4,308,498	3,851,208	3,842,479	4,014,740	4,483,930	-

Oregon Business Development Department

Agency Number: 12300

Agencywide Program Unit Summary
2013-15 Biennium

Version: Y - 01 - Governor's Budget

Summary Cross Reference Number	Cross Reference Description	2009-11 Actuals	2011-13 Leg Adopted Budget	2011-13 Leg Approved Budget	2013-15 Agency Request Budget	2013-15 Governor's Budget	2013-15 Leg Adopted Budget
600-00-00-00000	Arts						
	Other Funds	5,136,001	6,540,845	6,540,845	6,671,086	6,652,409	-
	Federal Funds	1,410,660	1,793,093	1,793,093	1,836,186	1,836,186	-
	All Funds	10,855,159	12,185,146	12,176,417	12,522,012	12,972,525	-
800-00-00-00000	Legislatively Directed Appropriations						
	Other Funds	7,000,911	-	-	-	-	-
900-00-00-00000	Lottery Bond Debt Service						
	Lottery Funds	70,756,731	79,270,043	82,100,202	69,374,341	56,442,255	-
	Other Funds	13,115,624	1,797,848	2,119,733	-	5,000,000	-
	All Funds	83,872,355	81,067,891	84,219,935	69,374,341	61,442,255	-
TOTAL AGENCY							
	General Fund	8,926,180	3,851,208	3,842,479	4,014,740	9,226,734	-
	Lottery Funds	106,424,887	136,340,722	138,677,228	165,833,128	134,786,640	-
	Other Funds	238,270,078	263,100,111	285,900,158	346,661,266	380,777,279	-
	Federal Funds	28,428,854	50,172,649	50,172,649	38,567,821	38,527,951	-
	All Funds	382,049,999	453,464,690	478,592,514	555,076,955	563,318,604	-

This Page Intentionally Left Blank

OREGON BUSINESS DEVELOPMENT DEPARTMENT
Annual Performance Progress Report (APPR) for Fiscal Year (2011-2012)

Original Submission Date: 2012

Finalize Date: 9/28/2012

2011-2012 KPM #	2011-2012 Approved Key Performance Measures (KPMs)
1	Number of jobs created
2	Number of jobs retained
3	Personal income tax generated by the Department's investment in jobs
4	New export sales of assisted clients
5	Percentage of small businesses that remain in business at least four years after receiving assistance from the Department.
6	Number of new industrial sites/acres certified "project ready."
7	Number of community capital projects assisted for planning (infrastructure, community and organizational).
8	Number of community capital construction financing projects that address public health and safety issues.
9	Number of community capital construction financing projects that assist with future economic and community development.
10	Percent of customers rating their satisfaction with the agency's customer service as "good" or "excellent": overall, timeliness, accuracy, helpfulness, expertise, availability of information.

New Delete	Proposed Key Performance Measures (KPM's) for Biennium 2013-2015
	Title: Rationale:

This Page Intentionally Left Blank

OREGON BUSINESS DEVELOPMENT DEPARTMENT

I. EXECUTIVE SUMMARY

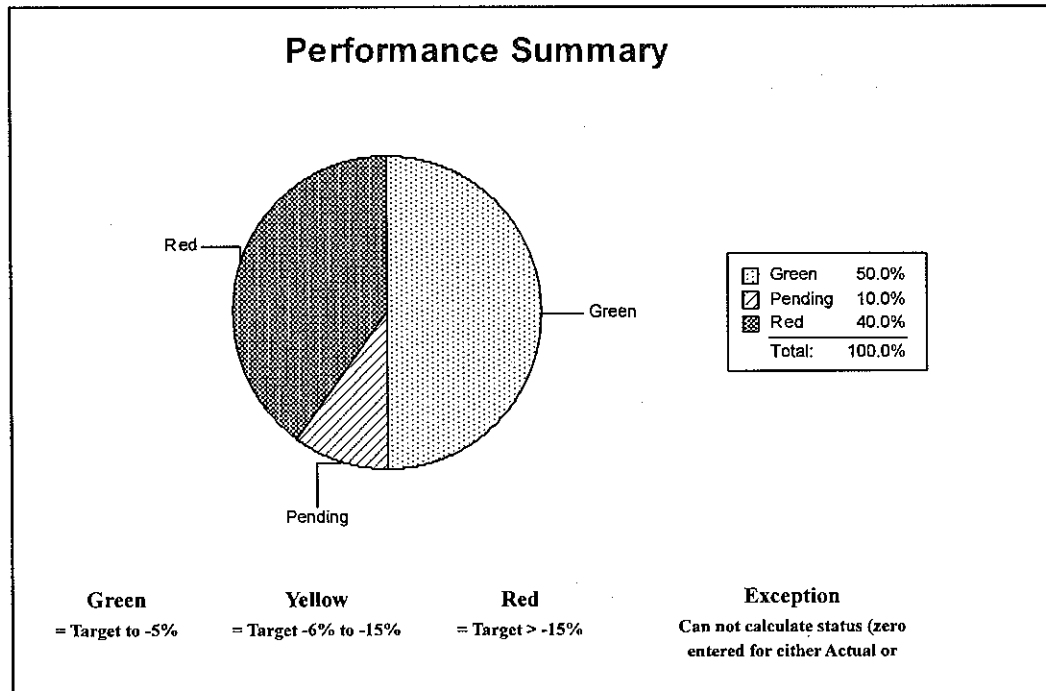
Agency Mission: Business Oregon works to create, retain, expand and attract businesses that provide sustainable, living-wage jobs for Oregonians through public-private partnerships, leveraged funding and support of economic opportunities for Oregon companies and entrepreneurs.

Contact: Lisa Ansell, Strategic Services Manager

Contact Phone: 503-986-0039

Alternate: Robyn Sellers

Alternate Phone: 503-986-0165



1. SCOPE OF REPORT

Scope of Report

Business Oregon's key performance measures (KPMs) demonstrate the agency's progress towards achieving its mission. These ten KPMs cover the work of the Business, Innovation, and Trade Division to create and retain jobs for Oregonians, as well as the work of the Infrastructure Finance Authority in the creation of healthy communities where jobs can be located. To best achieve its mission, the Business Oregon Commission established four goals as part of the agency's strategic plan:

Goal 1: Help existing businesses retain jobs while growing and attracting sustainable businesses with a focus on value-added services in key industries of:

- Advanced Manufacturing
- Clean Technology
- Natural Resource Products
- High Technology
- Outdoor Gear & Apparel

Goal 2: Enhance Oregon's position in the global economy by assisting Oregon businesses in accessing global markets and by recruiting international companies to Oregon.

Goal 3: Advocate on behalf of Oregon businesses to capitalize on those areas where Oregon has demonstrated a competitive advantage by making targeted strategic investments.

Goal 4: Assist communities building infrastructure capacity in community facilities to address public health safety and compliance issues, as well as support their ability to attract, retain and expand businesses.

The key performance measures reflect these priorities and the agency's work pertaining to Oregon's economic advancement and the operation and efficiency of the department.

2. THE OREGON CONTEXT

Business Oregon plays a vital role in achieving the Oregon Shines Vision II of 1) Quality jobs for all Oregonians; 2) Safe, caring and engaged communities; and 3) Healthy, sustainable surroundings.

All KPMs relate directly to the Oregon Benchmarks (OBM): **KPM 1:** OBM 1, 3, 4, 6, 7a, 8, 12, 15, 29; **KPM 2:** OBM 1, 15; **KPM 3:** OBM 4, 12, 15; **KPM 4:** OBM 2, 6, 16; **KPM 5:** OBM 1, 15; **KPM 6:** OBM: 1, 2, 3, 4, 6, 10, 11, & 15; **KPM 7:** OBM 1, 3, 10b, 32, 69; **KPM 8:** OBM 1, 3, 10b, 69; **KPM 9:** 1, 3, 32; **KPM 10:** OBM 35

Additional Related Oregon Benchmarks: OBM 7: Research and Development; OBM 8: Venture Capital; OBM 9: Cost of Doing Business; OBM 10: On-time Permits; OBM 12: Pay Per Worker; OBM 13: Income Disparity; OBM 14: Workers at 150% or More of Poverty.

Agency Partners in Related Work: Employment Department, Community Colleges and Workforce Development, as well as the departments of State Lands, Land Conservation and Development, Transportation, Environmental Quality, Human Services, Agriculture, Housing and Community Services and Energy.

3. PERFORMANCE SUMMARY

For KPM 1, Business Oregon verified job data through June 30, 2012. The department created a total of 1,510 jobs, falling short of the targeted 2,700 jobs for the fiscal year. The total reflects jobs created by investments from the Strategic Reserve Fund, Business Finance programs and Oregon InC. It should be noted that the department, in consultation with LFO, is reevaluating the appropriate target for this measure to best reflect the time period in which jobs are likely to be created from these investments.

For KPM 2, Business Oregon verified job data through June 30, 2012. The department retained 4,998 jobs, falling short of the targeted 7,500 jobs for this fiscal year. The total reflects jobs retained by investments from the Strategic Reserve Fund and Business Finance programs. It should be noted that the department, in consultation with LFO, is reevaluating the appropriate target for this measure to best reflect the time period in which jobs are likely to be created from these investments.

For KPM 3, Business Oregon exceeded the \$14.8 million target, helping generate \$15.9 million in state income tax revenues. The results associated with this measure are influenced by the department's KPM methodology for actual jobs created and retained.

For KPM 4, documented export sales are reported at \$5.59 million. This figure falls significantly short of the targeted \$17 million. This shortage is a direct result of a department decision to only report documented sales and not expected sales. In previous years, Business Oregon has included expected sales. The department reevaluated the best way to meet the intent of the KPM. For context in FY 2012, Business Oregon clients reported an "expected sales" of \$19.77 million and Oregon company sales realized through technical assistance and OBDD facilitated sales via the federal Export-Import Bank totaled \$71.53 million. In summary, if OBDD used the previous practice of including expected sales and technical assistance sales, the total number would be \$96.9 million.

For KPM 5, Business Oregon assisted business survival rate, which exceeds the targeted 60% with Government Contract Assistance Program (GCAP) clients at 62.7% and met the target of 60% with Oregon Small Business Development Centers (OSBDC) clients. Business Oregon assists small businesses to survive the start-up phase and subsequent stages and create and retain small business jobs across the state in partnership with OSBDC's and GCAP.

For KPM 6, Business Oregon continues to face significant challenges in meeting the target of six certified sites per year. For FY2012, the department certified two sites totaling 112 acres. The most significant challenges are limited options for funding and financing public infrastructure improvements which can delay the certification process, and the remaining sites enrolled in the program are considerably more constrained by physical characteristics, transportation issues, permitted land use and market factors making them more difficult to certify.

For KPM 7, Infrastructure Finance Division awarded 24 planning projects this fiscal year and fell just shy of the KPM target of 25. Demand for funding remains constant and the program continues to be popular as communities seek to enhance their appeal and ability to attract new business and jobs and address public safety/health concerns. Planning projects are important to ensure technically feasible and cost-efficient construction projects for future implementation.

For KPM 8, Infrastructure Finance Division met and exceeded its target having funded 17 projects, two more projects than the set target of 15. The delays in critical upgrades to water and wastewater infrastructure improvements brought on by the slow economy continue. However, many communities are beginning to address the vital health and safety improvement projects despite the economy.

For KPM 9, Infrastructure Finance Division exceeded its target of 15 projects with 32 projects awarded. Pent up demand seemed to dominate the activity of FY 2012. Although the funding level for the Community Development Block Grant (CBDG) and the Safe Drinking Water Program was reduced in FY 2012, there was underutilized FY2011 funding that allowed for the number of projects to more than double from the previous year.

For KPM 10, as legislatively required, a customer satisfaction survey was emailed to more than 1,400 department customers, using an online survey tool. The survey included questions, ranking the department on timeliness, helpfulness, expertise, availability of information, information accuracy and overall satisfaction. The survey had a 14 percent response rate, which is typical for customer satisfaction surveys done online without incentives. The results of the survey show the Department exceeding its 90% targets for three categories: helpfulness, expertise and availability of information. Business Oregon nearly met the 90% targets in the categories of information accuracy and overall satisfaction with agency services. In the category of timeliness the agency was seven percent below the 90% target.

4. CHALLENGES

Oregon, like the rest of the nation, still faces significant economic challenges: Oregon's unemployment rate is still above the national average, the state's per capita income continues to lag, healthcare and energy costs rise, and uncertainty in the global financial markets have seen a slow recovery from the depths of the recession.

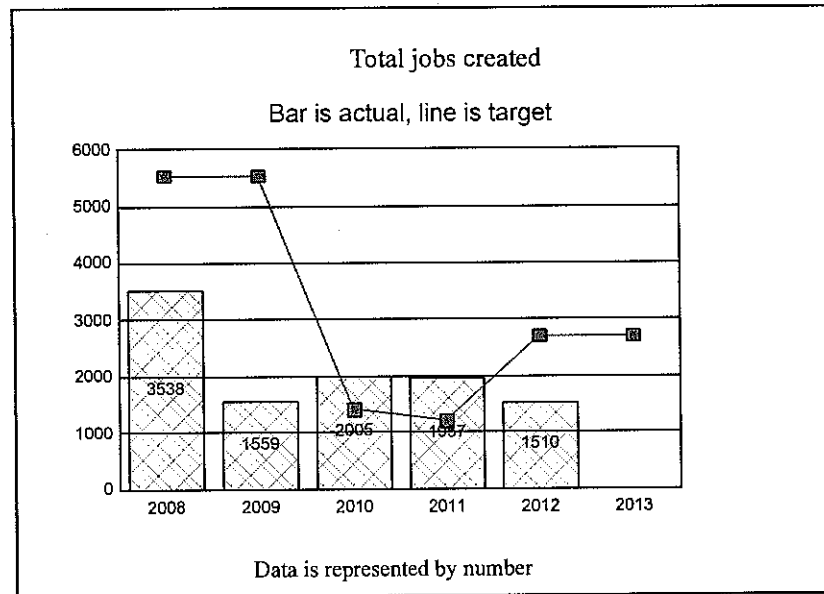
Even faced with the above challenges, the department continues to look for ways to improve its outcomes. For example, the Infrastructure Finance Authority is trying to address the recognized need of additional rural administrative capacity to set the stage for future development. The Business, Innovation and Trade Division continues to apply for federal grants, supplementing the funding stream with additional revenues that can assist business growth and retention and create opportunities for businesses to export goods and services, as well as utilizing new tools to help address some of the challenges noted above.

5. RESOURCES AND EFFICIENCY

New tools, as noted, such as Business Expansion and Retention Program approved by the 2011 Legislature, have begun to pay dividends. A California software firm, Salesforce.com, is the first company to use the program and has announced plans to open a new office in Oregon creating hundreds of high-paying jobs for Oregonians. In addition, two federal funding opportunities were applied for and awarded to OBDD. The first, State Trade and Export Promotion grant provides opportunities to Oregon Businesses to participate in international trade shows and trade missions, thereby opportunity to increase exports. The second, State Small Business Credit Initiative, address the access to capital issues, which limit small business growth.

The recapitalization of \$10 million in the Infrastructure Finance Authority's Special Public Works Fund by the 2011 Legislature helped many more Oregon communities meet their most pressing infrastructure needs. In addition, the Infrastructure Finance Authority continually examines the process of meeting community's needs which resulted in the Infrastructure Finance Authority Board restructuring interest rates that benefit lower income communities. The lowest income communities can now receive loans with interest rates as low as one percent.

KPM #1	Number of jobs created	2004
Goal	Promote a favorable investment climate to strengthen businesses, create jobs and raise real wages. Improve national and global competitiveness of Oregon companies.	
Oregon Context	Oregon Benchmarks: 1 - Employment in Rural Oregon; 3 - New Employers; 4 - Net Job Growth; 6 - Economic Diversification; 7a - Research and Development; 8 - Venture Capital Investments; 12 - Pay Per Worker; 15 - Unemployment; 29 - Labor Force Skills Training.	
Data Source	The primary data source is the covered employment and wage data from the Oregon Employment Department. Employment numbers and wages are analyzed for each business that received financial assistance and directly benefited in job creation efforts.	
Owner	Economist, Michael Meyers, (503) 229-6179, Michael.Meyers@biz.state.or.us	



1. OUR STRATEGY

Business Oregon works with businesses, communities, state agencies and other economic development partners to conduct the following activities: retain and

create jobs, recruit new investment to the state and support innovation and research.

2. ABOUT THE TARGETS

The job creation target is set by analyzing five fiscal years of actual job creation data, and extrapolating based on that data for when jobs are likely to appear on open projects. For example, if a company is expected to create 100 jobs it is projected when those jobs will be created using the following formula: Year 1= 5%, Year 2= 45%, Year 3= 20%, Year 4= 20%, Year 5= 10%. It should be noted that the department, in consultation with LFO, is reevaluating the targets associated with this measure to better assess when jobs are likely to be created from these investments.

3. HOW WE ARE DOING

Business Oregon funds helped create 1,510 jobs in Oregon in FY 2012 falling short of the 2,700 target. The 1,510 jobs reflect investments from the Strategic Reserve Fund, Business Finance programs and Oregon Innovation Council.

4. HOW WE COMPARE

For FY 2012 the number of jobs created decreased by 447 jobs from FY 2011 and the target for FY 2012 increased by 1500 jobs.

5. FACTORS AFFECTING RESULTS

The target was based on a methodology which does not take into consideration the business cycles or changes in the ratio of job creation projects to job retention projects. Given the recession that Oregon and the nation are slowly recovering from, Business Oregon engaged in a strategy to provide support and resources to businesses seeking job retention rather than job creation.

6. WHAT NEEDS TO BE DONE

Business Oregon continues to focus efforts by prioritizing the investments and delivery of services with growing traded-sector businesses across the state to create and retain jobs. These industries have the best potential for job growth, high wage jobs and bringing new dollars into the economy. Continued funding for the Oregon Innovation Plan is critical for Oregon companies to access research and development assets and to enhance the state's global competitiveness. The department also evaluates its programs against its main competitors, both geographically and by industry, to ensure the state is best positioned to realize

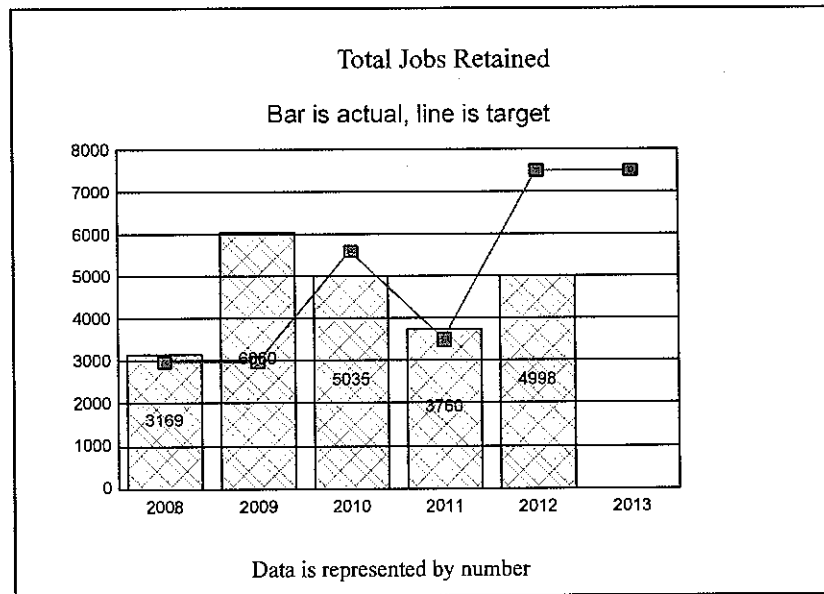
economic opportunities when they are encountered.

In addition, Business Oregon continues to seek sustainable funding for the department's programs to assist businesses. The department applied and was awarded additional federal funds for State Small Business Credit Initiative and the State Trade and Export Promotion programs. Business Oregon remains focused on international trade efforts to assist Oregon businesses to generate and expand export sales. The department continues to form critical partnerships with cities and regional economic development groups to help serve existing business and to recruit major employers to the state.

7. ABOUT THE DATA

The covered employment and wage data from the Oregon Employment Department is the data analyzed to calculate KPM #1. Jobs created by businesses assisted by Business Oregon are from FY 2012 only. All jobs are defined and counted using a full-time equivalency of 1,820 hours worked a year.

KPM #2	Number of jobs retained	2004
Goal	Promote a favorable investment climate to strengthen businesses, create jobs and raise real wages. Improve national and global competitiveness of Oregon companies.	
Oregon Context	Oregon Benchmarks: 1 - Employment in Rural Oregon; 15 - Unemployment.	
Data Source	The primary data source is the covered employment and wage data from the Oregon Employment Department. Employment numbers and wages are analyzed for each business that received financial or technical assistance and directly benefited in job retention efforts.	
Owner	Economist, Michael Meyers, (503) 229-6179, Michael.Meyers@biz.state.or.us	



1. OUR STRATEGY

Business Oregon works with businesses, communities, state agencies and other economic development partners to conduct the following activities: Retain and create jobs, recruit new investment to the state and support innovation and research.

2. ABOUT THE TARGETS

Job retention targets are set by projecting the employment level for retention projects. The department counts a job as retained each year it exists, up to five years after the investment was made.

3. HOW WE ARE DOING

Business Oregon validated employment data through FY 2012 and helped retain 4,998 jobs in Oregon falling short of the 7,500 target. The total retained jobs reflect investments from the Strategic Reserve Fund and Business Finance programs

4. HOW WE COMPARE

For FY 2012 the number of jobs retained increased by 1,238 jobs from FY 2011 however; the target for FY 2012 increased by 3500 jobs.

5. FACTORS AFFECTING RESULTS

The target was based on a methodology which does not take into consideration the business cycles or changes in the ratio of job creation projects to job retention projects. Given the recession that Oregon and the nation are slowly recovering from, Business Oregon engaged in a strategy to provide support and resources to businesses seeking job retention rather than job creation.

6. WHAT NEEDS TO BE DONE

Business Oregon continues to focus efforts by prioritizing the investments and delivery of services with growing traded-sector businesses across the state to create and retain jobs. These industries have the best potential for job growth, high wage jobs and bringing new dollars into the economy. Continued funding for the Oregon Innovation Plan is critical for Oregon companies to access research and development assets and to enhance the state's global competitiveness.

The department also evaluates its programs against its main competitors, both geographically and by industry, to ensure the state is best positioned to realize economic opportunities when they are encountered.

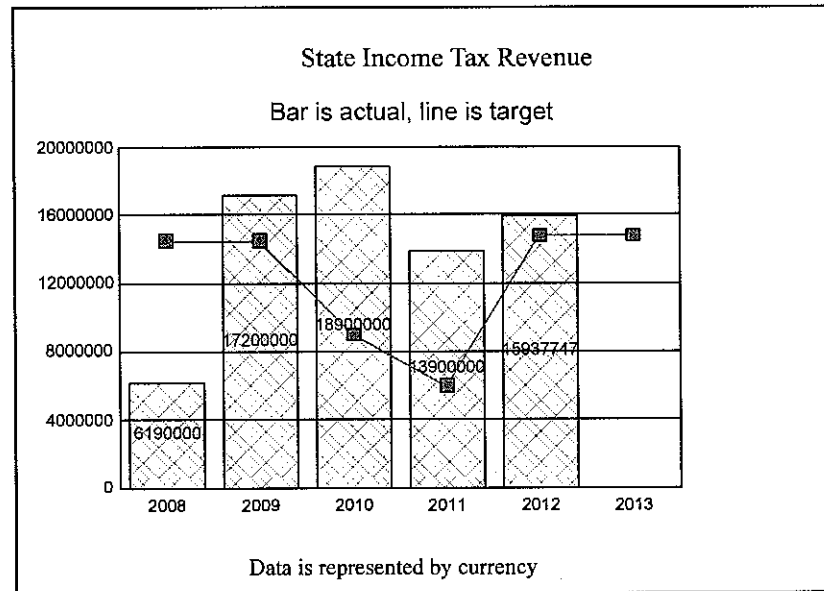
In addition, Business Oregon continues to seek sustainable funding for the department's programs to assist businesses. The department applied and was awarded additional federal funds for State Small Business Credit Initiative and the State Trade and Export Promotion programs. Business Oregon remains focused on

international trade efforts to assist Oregon businesses to generate and expand export sales. The department continues to form critical partnerships with cities and regional economic development groups to help serve existing business and to recruit major employers to the state.

7. ABOUT THE DATA

The covered employment and wage data from the Oregon Employment Department is the data analyzed to calculate KPM #2. Jobs retained by businesses assisted by Business Oregon are from FY 2012 only. All jobs are defined and counted using a full-time equivalency of 1,820 hours worked a year.

KPM #3	Personal income tax generated by the Department's investment in jobs	2008
Goal	Promote a favorable investment climate to strengthen businesses, create jobs and raise real wages. Improve national and global competitiveness of Oregon companies.	
Oregon Context	Oregon Benchmarks: 4 Net Job Growth; 12 - Pay Per Worker; 15 Unemployment.	
Data Source	The primary data source is the covered employment and wage data from the Oregon Employment Department and effective tax rate data from the Oregon Department of Revenue. Employment and wages are analyzed for each business that received financial or technical assistance and directly benefited in job creation or retention efforts.	
Owner	Economist, Michael Meyers (503) 229-6179, Michael.Meyers@biz.state.or.us	



1. OUR STRATEGY

Promote a favorable investment climate to strengthen businesses, create and retain jobs, and raise real wages.

2. ABOUT THE TARGETS

This measure focuses on actual, validated wages associated with projects completed in the fiscal year. Total wages are multiplied by the current, published effective tax rate from the Oregon Department of Revenue. This yields the estimated state personal income tax generated. The target will be evaluated as multiple years of data are gathered. The target for this measure is \$14.8 million for FY 2012.

3. HOW WE ARE DOING

In FY 2012, businesses assisted by Business Oregon generated an estimated \$15.9 million in state personal income taxes, which exceeds the \$14.8 million target.

4. HOW WE COMPARE

The \$15.9 million in estimated state personal income taxes generated in FY 2012 exceeded the target of \$14.8 million, and was higher than the \$13.9 million generated in FY 2011.

5. FACTORS AFFECTING RESULTS

The combined jobs total for jobs creation and retention in FY 2012 is higher than in FY 2011 and as a result, more estimated state personal income taxes were generated.

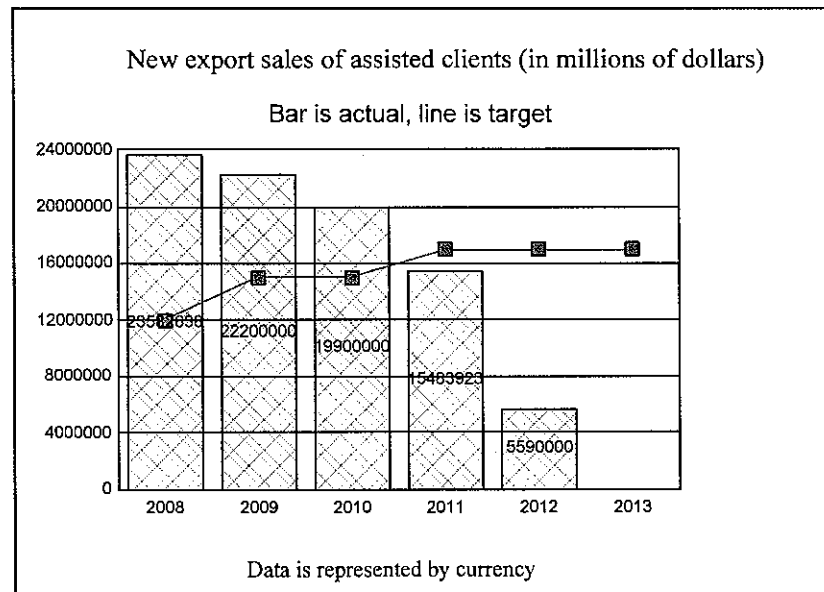
6. WHAT NEEDS TO BE DONE

Business Oregon will continue to evaluate the overall performance on a regular basis and will assess if strategic and target changes are needed. The department will continue to work with Oregon businesses to retain and create jobs throughout the state, thus generating a significant return back to the general fund in tax revenues.

7. ABOUT THE DATA

The covered employment and wage data from the Oregon Employment Department and effective tax rate data from the Oregon Department of Revenue are the data analyzed to calculate KPM #3. Estimated state personal income tax revenue is from FY 2012 only. The effective tax rate is taken from the most recent, published Oregon Personal Income Tax Statistics report, and represents tax as a percent of adjusted gross income for the appropriate average wage at each business.

KPM #4	New export sales of assisted clients	2004
Goal	Improve national and global competitiveness of Oregon companies.	
Oregon Context	Oregon Benchmarks: 2 - Trade Outside of Oregon; 6 - Economic Diversification; 16 - Exports.	
Data Source	Companies report sales data to Business Oregon's Global Trade Specialists.	
Owner	Global Strategies Section Manager, Ivo Trummer (503) 229-5226	



I. OUR STRATEGY

Working with private and public sector partners, the department's strategy is to promote international exports.

2. ABOUT THE TARGETS

“Assisted sales” refers to export sales reported by Oregon business clients of the department’s Global Strategies Section. The measure targets growth of revenues to the state via international trade, and reflect our efforts to promote exports of Oregon goods and services by Oregon SMEs.

3. HOW WE ARE DOING

Documented export sales for FY 2012 came in at \$5.59 million of sales executed, and if we included in this number the company reported “expected sales” (\$19.77 million) resulting from Business Oregon export program support and technical assistance the total number would be \$25.36 million. If we further included in this number Oregon company sales realized through technical assistance and Business Oregon-facilitated sales via the federal Export-Import Bank (\$71.53 million) the total number reported would be \$96.9 million. For context – but not necessarily for comparison – the FY 2011 documented export sales were \$15.48 million which included technical assistance, certain company reported expected sales, and other assistance.

Business Oregon works with Oregon SMEs (up to 500 employees) to promote company growth through export sales. Our goal is to help more companies realize revenue growth through export sales which, in turn, diversifies their customer base and revenue earnings that support their business operations in Oregon. For many companies, starting to export to a foreign market, exporting to a new export market, or exporting a new product into foreign markets is a challenging and complex endeavor. For example, in FY 2012, Business Oregon worked with a Southern Oregon brewery to help them attend an international food show in Japan through a federally-funded grant program. Attending the show in Japan enabled the company to address the technical complexities (taxes, duties, testing, etc.) of exporting to another country; in addition, the company was able to sell product at the show. It was the company’s very first international sale and will lead to the company targeting more international sales in the future. Growing their market internationally will take patience and capital, but will make them more resilient against domestic business cycles in the end.

In FY 2012, Business Oregon continued to track and report sales value individually by service and program, and initiated a more comprehensive reporting process by the companies, tracking the amount of sales generated and the amount of sales expected, as well as the number of sales leads, potential agents, distributors and licensees met as a result of participating in a Business Oregon subsidized trade event. Business Oregon provides technical assistance through export-specific expertise of Business Oregon staff, provides in market-support through our foreign representatives in China, Japan, South Korea and the European Union, helps Oregon companies attend foreign trade shows and mission via two separate grants programs, supports Oregon companies sell products into foreign markets through leveraging our partnerships with the federal Softwood Export Council and the federal Export-Import Bank, and assists Oregon companies in foreign markets by leveraging our partnership with other international trade-focused organizations such as the US-Saudi Arabia Business Council and others.

In FY 2012, 19 companies have received and used (i.e., attended a trade event and reported back expenditures and results) an Oregon Trade Promotion Program (OTTP) grant with Business Oregon. Of these, 9 companies have reported sales to Business Oregon either immediately following the trade event or during the 6-month follow up (the 12-month follow up is scheduled in FY 2013) of \$1.45 million; 12 companies reported expected sales of a total of \$15.28 million). The participating companies represented the high tech, advanced manufacturing, clean tech and outdoor gear and apparel clusters. New in FY 2012 was the start of the federally funded State Trade Export Promotion (STEP) program. Business Oregon was awarded \$375,000 for a grant program to promote exporting to Oregon small businesses. The STEP program is similar to the OTTP program, except that the STEP program offers a higher grant (up to \$5,000) than the OTTP program. In FY 2012, Business Oregon has worked with 73 companies since January of 2012 under this program (more are scheduled to attend international trade events during FY 2013). Of these 73 companies, 37 have attended a trade event and reported back to us their expenses and results from the event. The total sales generated from these companies at their events are reported total \$452,591. This number does not yet include the 6-month, and 12-month follow-up report of actual sales by these companies: the *expected* sales (over the next 12-24 months) reported by these companies total \$4.5 million. Between those two programs, Business Oregon has seen a tremendous increase in the number of companies assisted with the attendance of an international trade show. For FY 2013, Business Oregon has applied for an increase in STEP funding from the U.S. SBA but we will not know until September of 2012 how much federal support we will be able to access on behalf of Oregon companies. For the second (and likely last) year of the STEP program, Business Oregon will continue to support Oregon small businesses attending international trade events, as well as work with our regional and state-wide partners to educate more Oregon businesses about the opportunities – and challenges – of exporting to foreign markets in order to more strategically and systematically grow the pipeline of export-ready Oregon companies.

In FY 2012, Business Oregon continued our work with the federal Softwood Export Council (SEC). Through our membership and membership fees to the SEC, Oregon forest and wood products companies can attend SEC-led international trade shows and trade missions. The Oregon forest and wood products companies that attended Business Oregon/SEC supported shows and missions in FY 2012, reported back to SEC and Business Oregon total sales of \$3.88 million; an increase over the \$1 million reported back to us in FY 2011. In FY 2013, Business Oregon will increase our efforts to promote international markets for Oregon wood and forest products companies to access foreign markets by further increasing our efforts via the SEC in order to help more Oregon mill owners and operators, and other wood product companies, to access international markets.

Additionally, Business Oregon works closely with the Export-Import Bank of the USA (Ex-Im Bank) to recruit and promote their export financing services to Oregon SMEs. Multiple times during the year, Business Oregon staff visit companies state-wide together with Ex-Im Bank representatives to introduce their services to potential Oregon customers. Export finance insurance and working capital helps Oregon companies actualize foreign sales they might have otherwise passed up due to concerns of getting paid or financing an order. Ex-Im Bank reports on sales facilitated through their programs per company on a state-by-state basis. Of the FY 2012 Ex-Im Bank reported sales by company for Oregon, Business Oregon staff was involved via meetings and technical assistance in the majority of these. The total sales reported for FY 2012 for Business Oregon facilitated export sales via the Ex-Im Bank are \$71.93 million. In FY 2011, Oregon companies introduced to the Im-Ex Bank by Business Oregon staff generated about \$47 million in export sales transactions. While Business Oregon does not

claim credit for direct assistance leading to export sales for companies using Ex-Im Bank programs, the department provides the outreach, introductions, referrals and connections that make these resources available to many Oregon companies who would not otherwise have known about them. In essence, these programs are additional “tools in our toolbox” that benefit Oregon companies at little or no cost to the state. Business Oregon is formalized representative partner of the Ex-Im Bank for Oregon.

4. HOW WE COMPARE

According to WiserTrade data, at the end of FY 2012, Oregon claimed a total of \$17.2 billion in export sales. This figure represents a decrease of 5.05% compared to the end of FY 2011. However, a more detailed look at the WiserTrade data shows that the overall decrease is greatly influenced by a decrease in Oregon exports of semiconductors and other electronic components, certain agricultural products, and chemicals. (The data does not look at whether this decrease is a matter of fluctuations in unit prices or shipped volume, or reflects different shipping patterns.) Additionally, many other Oregon commodities are still continuing to see year-over-year increases in export sales, such as agricultural and construction machinery, aerospace products and parts, or motor vehicles to name a few. Nationwide, total exports of U.S. goods and services continued to increase in FY 2012.

The assisted sales measure used by the department is only tangentially related to the total volume and value of exports captured and reported on by WiserTrade and other third-party sources. Department assisted sales are only those sales reported to us by clients who received funding or staff support from Business Oregon. There is no comparable figure obtainable from a third-party and comparisons to other states cannot be made because of the unique methodologies that are applied by peer organizations relative to sales reporting, industry definitions, and types of direct service and partner programs provided. Results in FY 2012 were also impacted because Business Oregon staff started to restructure and improve the internal process of the way we capture and report sales data reported to us by Oregon businesses we assist. Further improvement of the data gathering process are anticipated and will further impact the number of export sales reported in future fiscal years.

5. FACTORS AFFECTING RESULTS

The prolonged economic recession has served to highlight the importance of international trade and increased exports to the state’s economic recovery. Demand for the department’s services, connections and trade promotion opportunities have continued to increase over the past fiscal year. The entire scope of the department’s activities, as evidenced above, serves to demonstrate the important economic value of these services and relationships to Oregon businesses. It should also be noted that direct assistance to those companies seeking to expand sales abroad or enter new markets may not necessarily result in a new and immediate increase in sales. Often times, these opportunities allow Oregon companies to take the first step in making the connections and establishing the relationships necessary to increase their export sales at a later date.

6. WHAT NEEDS TO BE DONE

Improvements are being made in the way that assistance provided is tracked and how resulting export sales are captured. FY 2012 was the first year that additional and detailed information was captured and reported by the companies—such as reporting process by the companies, tracking the amount of sales generated vs. the amount of sales expected, as well as the number of sales leads, potential agents, distributors and licensees met as a result of participating in a Business Oregon subsidized trade event or of having received technical assistance.

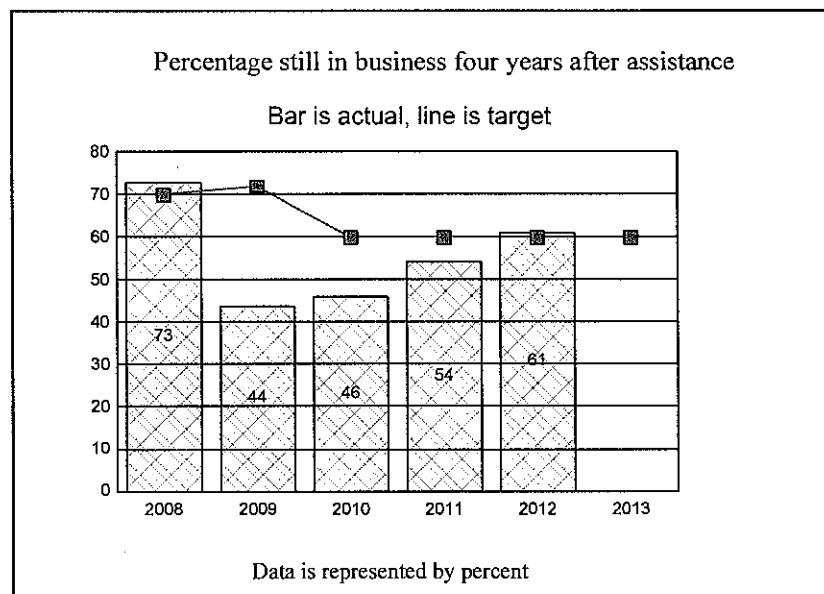
Through the continuous implementation of the STEP program and the detailed data that will be collected through the program, the department expects to gain an increasingly more detailed perspective on the effect of grant awards upon the establishment or expansion of export operations, as well as how various types of assistance may or may not contribute to export sales for companies.

Exporting continues to be a national priority (the President's National Export Initiative resulted in the STEP program), as well as a regional priority—the Portland metro area was chosen by Brookings Institution as one of four national Metropolitan Export Initiatives. Business Oregon expects that the interest and the demand for export services by Oregon companies will continue to grow over the next few years.

7. ABOUT THE DATA

The data is based on the reported sales of businesses receiving assistance from our programs during the fiscal year. Data associated with the SEC program is provided by businesses directly to the SEC and then provided to Business Oregon. Ex-Im Bank sales figures are reported directly by the Ex-Im Bank staff – San Francisco office – once a finance package has been finalized.

KPM #5	Percentage of small businesses that remain in business at least four years after receiving assistance from the Department.	2008
Goal	Promote a favorable investment climate to strengthen businesses, create jobs, and raise real wages.	
Oregon Context	Oregon Benchmarks: 1 - Employment in Rural Oregon; 15 - Unemployment Rate.	
Data Source	Department survey of assisted businesses.	
Owner	Business, Innovation and Trade Department, John Saris (503) 986-0163.	



1. OUR STRATEGY

Business Oregon assists individuals with potential for starting a small business by introducing them to Oregon Small Business Development Centers (OSBDC's) or the Organization for Economic Initiative's Government Contract Assistance Program (GCAP). These organizations are experienced in business

development and survival. OBDD assists small businesses to survive the start-up phase and subsequent stages and create and retain small business jobs across the state in partnership with OSBDC's and GCAP.

2. ABOUT THE TARGETS

A lower target set for the last few years reflects the severe economic recession that has impacted the state and national as a whole. A higher number indicates a higher survival rate for small businesses receiving some form of assistance.

3. HOW WE ARE DOING

The target for FY 2012 was 60%. Based upon the results below (where clients received 5 or more hours of training), OSBDC and GCAP clients were slightly above the target with 60 % and 62.7 % respectively, of businesses surviving the last four years.

4. HOW WE COMPARE

For the purposes of this measure, Oregon's assisted business survival rate exceeds the state average calculated by ECONorthwest, an economics consulting firm based in Portland, Oregon, in their 2012 analysis of all businesses registered with the Oregon Secretary of State Corporations Divisions during the same four-year time frame. The analysis performed by ECONorthwest indicated that the annual failure rate for program participants was 15%, compared to 17% for new businesses statewide, and 15% nationally. The study initiated by Business Oregon found that 60% of OSBDCN and 62.7% of GCAP clients who received 5 + hours of training survived the last four years. Those results were reasonably consistent across industry sectors. To that end, according to ECONorthwest, the number of businesses assisted by GCAP and OSBDCN that survived were above the national average.

5. FACTORS AFFECTING RESULTS

The amount of technical assistance provided and the time frame of the assistance are important factors that impact the KPM's results. An owner's reason for being in business, the owner's education level, and whether or not the firm is large enough to have employees also play a role. More broadly, availability of loan products that are flexible in addressing the needs of small business, and state tax structures are additional factors for small businesses especially during the early survival stages. Moreover, the global recession which began late in 2007 and that has persisted into 2012 has added additional economic stresses to the small business community due to factors such as limited access to capital, abnormal unemployment rates, and uncertain economic forecasts and reduced consumer spending.

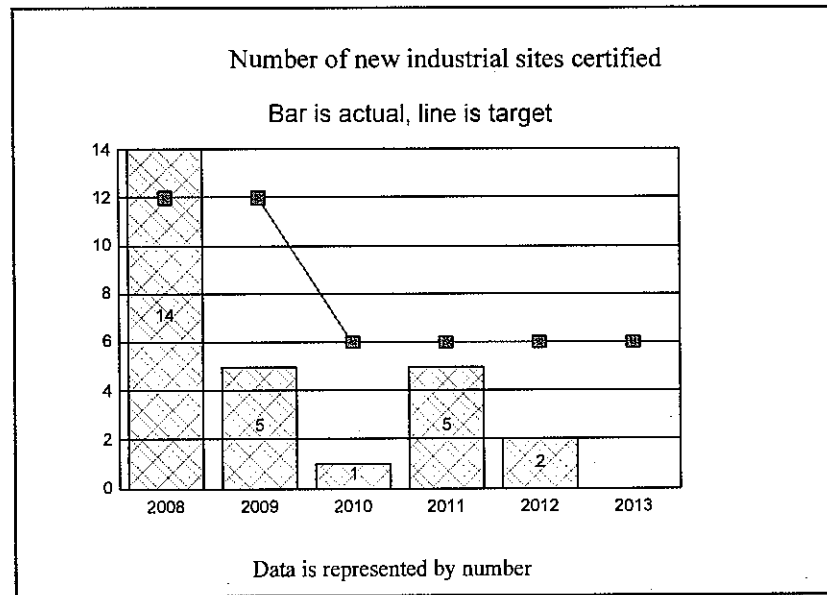
6. WHAT NEEDS TO BE DONE

Moving forward, the Department will continue to focus on supporting small business strength by fostering an environment for vitality, growth, and creativity. Targeted Service Providers such as GCAP and the OSBDC's, and business consultants are important partners that will help accomplish those goals. State and Federal funds allocated to fund service providers and business development will help small business in Oregon. Careful evaluation of current and proposed legislation will streamline and improve business start-up and ongoing business development, and analysis of program and service delivery will reflect the growth of business, job growth, and business impacts.

7. ABOUT THE DATA

Through a combination of web-based and telephone surveys, Market Dimensions, a survey house in Toronto, Canada, managed to survey 230 of 5,804 clients that received services from either GCAP or the OSBDC network in 2008. Market Dimensions also reviewed each of the 5,804 businesses against data in the Secretary of State Corporate Division database and recorded if the business or owner could be located, whether that client was listed as active or inactive, and, for inactive clients, the nature of the last transaction with the Secretary of State's office. According to the data analysis performed by ECONorthwest, the data indicates that 51 % of OSBDCN and GCAP businesses receiving five or more hours of service were able to be verified as active and, for purpose of this report, are assumed to be in business at the time of this study. This conservative finding does not factor in the possible number of sole proprietors that may have been served by the SBDCN and could not be located within the Corporation Division database nor does it allow for businesses that have failed to renew their registration but are still operating to be included in the results.

KPM #6	Number of new industrial sites/acres certified "project ready."	2004
Goal	Assist Oregon communities to build capacity to retain, expand and attract businesses.	
Oregon Context	Oregon Benchmarks: 1, 2, 3, 4, 6, 10, 11, & 15; most applicable are 3 - New Employers; 4 Net Job Growth; 6 - Economic Diversification.	
Data Source	Business Oregon maintains data demonstrating that each certified site is ready for development within 180 days.	
Owner	Oregon Business Development Department, Michael J. Williams (503) 986-0141	



1. OUR STRATEGY

Industrial site certification prepares land for development into industrial and other employment uses, helping communities attract new employers and retain or

expand existing Oregon businesses. Industrial site certification has benefited Oregon in two major areas: as a proven recruitment tool for business development and as an effective program that assists communities to plan for future development.

Site certification is attractive to companies that are looking to develop quickly on sites with minimal, or at least well documented, barriers to development. Site certification helps inform participants about the rigorous demands of land entitlement and development and serves as a planning tool, helping communities better understand the quantity and the quality of their current stock of industrial/employment land.

The industrial site certification program is administered by the Business Oregon and readying industrial sites for "project ready" certification is a collaborative multi-agency process with state and local contributions. The department's state partners include Oregon Department of Transportation (ODOT), State Historic Preservation Office (SHPO), Department of Land Conservation and Development (DLCD), Department of Environmental Quality (DEQ) and Economic Revitalization Team (ERT). These partner agencies gain important policy guidance by participating in the certification process as they become more informed of how current policies impact the state's economic development efforts. Private property owners, local tribes, and non-profit organizations are also key partners in the department's certification efforts.

2. ABOUT THE TARGETS

As a result of initial targets for this measure being set relatively high without a measurable track record to assess the program, an adjustment to the target from 20 to 12 sites per year was approved by the Joint Legislative Audit Committee (JLAC) for FY 07. Twelve sites per year remained the target in the 2007-09 biennium. The target was changed to 6 sites per year during the 2009 fiscal year recognizing that a significant number of sites that have already been certified under the program and increasing shortage of available, usable sites.

3. HOW WE ARE DOING

For the purposes of the KPM, two sites totaling 112 acres have been certified for FY 2012:

1. A total of 17 acres was certified at the Interstate Crossroads Distribution Center in April 2012. This site is part of a larger master planned business park and is the first site to be certified in the City of Portland since 2004.
2. A total of 95 acres was certified in Redmond in May 2012. This site is owned by the City of Redmond and is the second phase of a successful business park that was originally certified in 2005.

As a job creator, certification has experienced significant success since its inception as well as in Fiscal Year 2010. A total of 73 sites have been certified since 2004, with 30 of those sites experiencing some development and job creation since being certified. Business activity on certified sites in FY2011 includes:

- construction of a new facility by Subaru on the Rivergate site in Portland;
- expansion by MEMC and the location of Solopower on the Ledbetter site in Portland ;
- construction of a second phase at the Facebook datacenter in Prineville; and
- completion of the Home Depot logistics center at Mill Creek in Salem.

A new “decision-ready” program designation was also implemented in fiscal year 2010. This designation is intended to work as a stepping stone toward certification as well as a policy tool for assessing industrial land. The decision-ready criteria are being used to evaluate industrial readiness across the state. In the Metro Area a consortium of non-profits, local government and Business Oregon are evaluating the readiness of the region’s large lot supply. In Central Oregon, the decision-ready criteria is expected to be used as a tool for determining which sites to include within growth boundaries as part of a Regional Economic Opportunities Analysis. Finally, as many as twenty sites are expected to be designated as decision-ready in Linn and Benton counties as part of state funded project to compliment wetlands permitting on large industrial sites in this region.

4. HOW WE COMPARE

The Oregon Industrial Site Certification program is one of more than twenty programs nationwide that have some level of state involvement. Program requirements and state involvement vary widely by state. Many of these state programs were sponsored by electric utilities and focused on niche categories (i.e. megasites). Oregon has the highest certification standards in the country, giving the program a greater amount of credibility in comparison to others. Industry standards for developable industrial land are very high, with many companies demanding "shovel-ready" sites where they can break ground within 90 days or less. In Oregon, sites are certified as "project-ready," meaning they can be developed within 180 days of lease or purchase.

5. FACTORS AFFECTING RESULTS

Many of the 41 sites over the first years of the program (ending in fiscal year 2006) were straightforward to certify. A total of 24 sites were certified over the next three years ending in fiscal year 2009. The remaining sites enrolled in the program are more constrained by physical, transportation, land use and market factors making them more difficult to meet certification requirements. Limited options for funding and financing public infrastructure improvements remains a challenge for many of these sites and has delayed certification. Over time the program's requirements have become better defined, and more aligned to market-driven standards and has resulted in longer process times and fewer certifications.

Almost half of the sites in the certification process have not qualified due to a number of factors, including infrastructure deficiencies, brownfields, wetlands, zoning, cultural resources or concerns surrounding easements and clear title. Efforts are being made to work through the challenges on these sites. The fact that some of these sites may not be certified is a direct reflection of the program's high standards that signal unique competitive qualities (speed to market, certainty) that are not found in all sites.

6. WHAT NEEDS TO BE DONE

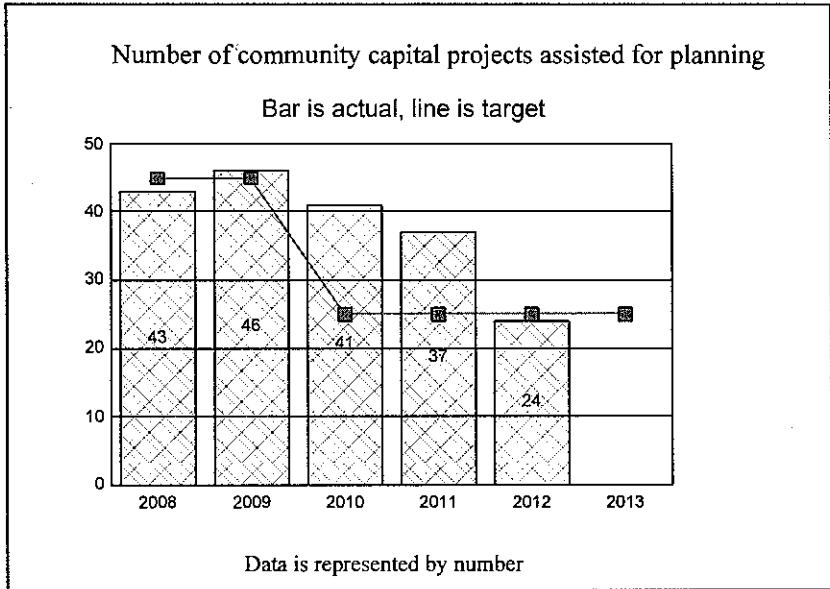
The department continues to streamline and improve certification without compromising the integrity of the process, and issued new guidelines relating to certification in FY2011. These guidelines reflect the state-of-the-art practices as they relate to certification and also broaden the program to embrace a more comprehensive measurement of site preparedness called *Industrial Readiness*. The Industrial Readiness Initiative includes a new designation called decision-ready that the department implemented as a stepping stone to the existing shovel-ready designation as well as a policy tool that can be used to assess sites for public assistance and investment, help guide policy choices around land use and transportation, and work as a significant enhancement to the marketability of the site.

The department was also given another tool during the legislative session with the passage of SB 56. The bill allows the department to recover state costs of certification. This cost recovery will contribute to sustaining the certification program for the future.

7. ABOUT THE DATA

Results represent sites certified within the Fiscal Year. The date of the certification corresponds to the date on the certification letter under the director's signature. For certification, each site needs to document that it is ready for development within 180 days of lease or purchase. The Department maintains notebooks, as well as compact discs, with all the documentation, and also works toward periodic recertification of the sites. Documentation and the site itself is reviewed by an independent consultant who recommends certification.

KPM #7	Number of community capital projects assisted for planning (infrastructure, community and organizational).	2004
Goal	Assist Oregon communities to build capacity to retain, expand and attract businesses.	
Oregon Context	Oregon Benchmarks: 1 - Employment in Rural Oregon; 3 - New Employers; 10b - On Time Permits-Wastewater Discharge; 32 - Feeling of Community; 69 - Drinking Water.	
Data Source	Each infrastructure project at the start is categorized by investment/activity type, including funding sources, by Business, Innovation and Trade/Infrastructure Finance Authority staff and tracked in our database (Portfol).	
Owner	Infrastructure Finance Authority, Jim Ruef (503) 986-0135	



1. OUR STRATEGY

Assist communities with planning activities to build capacity to attract, retain and expand businesses; address public safety and compliance issues; provide public infrastructure on a timely basis for our community partners. Examples of partners in these infrastructure projects are: cities, counties, ports, tribes, and special districts.

2. ABOUT THE TARGETS

This measure includes all Infrastructure Finance Authority funded planning projects. Two examples of planning projects are: plans for industrial lands for development and capital projects supporting community infrastructure and facilities such as wastewater treatment, safe drinking water, and community facilities. Publicly owned industrial sites receive additional planning assistance for development within 180 days, to become certified as "project ready" and recruit new business. A target of 25 new planning projects has been adopted for this benchmark.

3. HOW WE ARE DOING

The department awarded 24 projects and fell just short of the goal of 25 for the fiscal year. Demand for funding remains constant and the program continues to be popular as communities seek to enhance their appeal and ability to attract new business and jobs and address public safety/health concerns. Planning projects are important to ensure technically feasible and cost-efficient construction projects for future implementation.

4. HOW WE COMPARE

The number of planning projects has decreased this year by 13 projects. In 2010, 41 projects were awarded, 2011, 37 projects and in 2012, 24 projects. There is limited data by which the department can evaluate its performance against other states conducting similar infrastructure-related activities. The department has a unique set of resources and priorities, thereby making it difficult to prepare meaningful comparative analysis.

5. FACTORS AFFECTING RESULTS

The reduction in planning projects over the past three years continues to be the result of the downturn in the economy and the limited resources local governments have for completing planning activities. Despite this, communities have discovered that their existing utility master plans are outdated due to the surge in growth and development which occurred over the past 10 years. The interesting contrast to the decline in planning projects, is the increase in capital construction projects (KPM 8 and KPM 9). Significant planning has occurred in the past few years and communities are transitioning to capital projects that can no longer wait to be implemented. Prior delays in the very necessary updates to water and wastewater plans have been addressed, in part. Many communities can no longer wait on vital health and safety projects and recognize they need to move forward. But planning activity remains strong for the many

communities that still must address community needs. These cities recognize that in today's competitive market, they need updated facility plans in order to respond quickly to economic development opportunities in a timely manner.

Another factor to keeping the numbers of projects from further reductions is the change in the Community Development Block Grant Program. The preliminary project planning design effort is now treated as a separate project from the construction activity. There was \$577,000 invested in CDBG planning projects this fiscal year.

Lastly, the department began funding individual Ports Strategic Plans late in the past budget year and continues to do so as the State Port Strategic Plan is implemented.

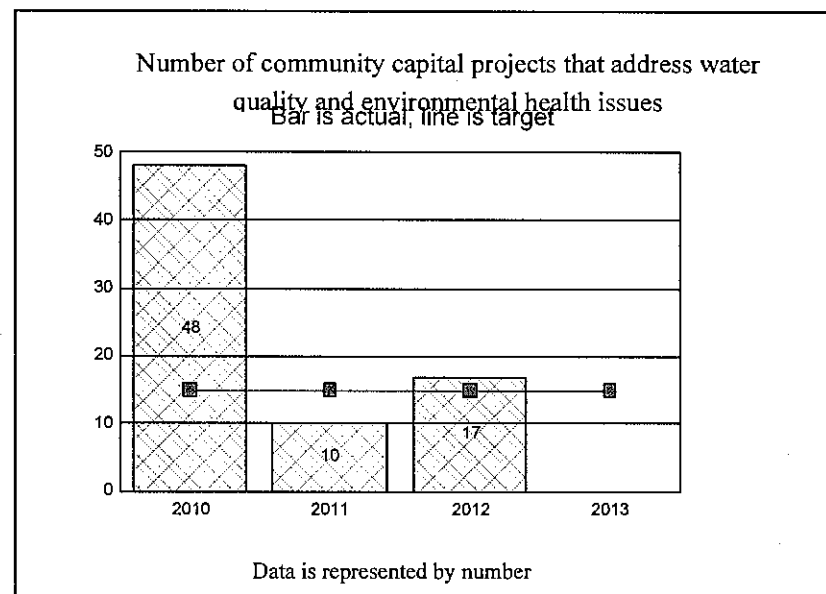
6. WHAT NEEDS TO BE DONE

The most recent (2007) in-depth survey of local government infrastructure deficiencies and the tremendous response (120 water system projects) for projects funded ARRA dollars, identified a clear need for infrastructure assistance. The 2007 survey only included three years worth of infrastructure construction to fix out of compliance water and wastewater systems and transportation improvements necessary to attract or retain jobs. Of the total \$580 million in construction costs, local government indicated that they could fund \$205 million with local funds. They requested \$375 million in funding assistance. For this reason, the department continues to pursue Program Option Packages (POP) each Biennium to recapitalize the Special Public Works Fund and the Water/Wastewater Fund – the chief source of agency funding for infrastructure. Future agency budget POP's will request that the legislature recapitalize these programs at a \$50 million level for the two following biennium's. The current budget provides \$10 million toward SPWF recapitalization. The number of planning projects has outpaced construction projects since the beginning of the downturn in the economy but the trend seems to be reversing. A strong demand for water and wastewater infrastructure improvements is expected as acceptance of the current economy is acknowledged and a return to addressing public needs cannot be any longer avoided.

7. ABOUT THE DATA

Data is for the fiscal year. Projects are entered into the database upon funding commitment. Staff Regional Coordinators conduct final monitoring when projects are complete and record results in the database.

KPM #8	Number of community capital construction financing projects that address public health and safety issues.	2009
Goal	Assist Oregon communities to build capacity to retain, expand and attract businesses.	
Oregon Context	Oregon Benchmarks: 1 - Employment in Rural Oregon; 3 - New Employers; 10b- On Time Permits- Wastewater Discharge; 69 - Drinking Water.	
Data Source	Each infrastructure project at the start is categorized by investment/activity type, including funding sources, by Oregon Business Development Department/Infrastructure Finance Authority staff and tracked in our database (Portfol).	
Owner	Infrastructure Finance Authority, Jim Ruef (503) 986-0135	



1. OUR STRATEGY

Assist communities to build capacity to address public safety and compliance related issues for water and wastewater infrastructure. Examples of partners in

these infrastructure projects are: cities, counties, ports, tribes and special districts.

2. ABOUT THE TARGETS

The targets address the Infrastructure Finance Division's progress in providing public infrastructure to address public safety and compliance issues and as a secondary benefit economic growth and community facilities. The target for fiscal year 2012 was 15 projects.

3. HOW WE ARE DOING

The department met and exceeded its target having funded 17 projects, two more projects than the set target. The delays in critical upgrades to water and wastewater infrastructure improvements brought on by the slow economy continue. However, many communities have vital health and safety improvement projects they are beginning to address having recognized that despite the economy, they can wait no longer to make system improvements.

4. HOW WE COMPARE

This KPM was new in the 2009-11 biennium. The department funded 28 construction projects for health and safety in 2009, 48 projects in 2010, and 10 projects in 2011. Generally, the department would compare its activities in this field with data from other states. However, there has been limited data by which the department can evaluate its performance against other states. The agency utilizes its resources in ways different from other state's thereby making comparison difficult for meaningful analysis. The department will continue to evaluate the activities of other states to find those areas of commonality with those that administer similar programs with related missions and outcomes.

5. FACTORS AFFECTING RESULTS

The need for municipal infrastructure construction remains high and the demand for financing is returning. The department invested over \$39 million in 17 construction projects for the purposes of public health and safety. The cost of each project varies considerably but the size and scope of projects is lower this year and is a continuing reflection of the economic conditions. Delayed work on dated infrastructure will result in increased project costs in the future.

6. WHAT NEEDS TO BE DONE

The department has adopted a multi-biennium strategy to achieve a predictable and substantial loan pool for the next 20 years. The strategy responds to the department's goal of achieving a funded loan pool over the next six years. The annual resource goal for the IFA's Infrastructure Funding Programs is to have

available \$85 million each year for project financing. The revolving funds combined with the \$20 million from two federal programs to create the total funds the department can offer to local communities. It should be noted that 65% of the federal funds are in the form of grants and do not contribute to the revolving funds. Congress has already reduced the availability of federal funds (Community Development Block Grant and Safe Drinking Water) for infrastructure this year and this trend will predictably continue.

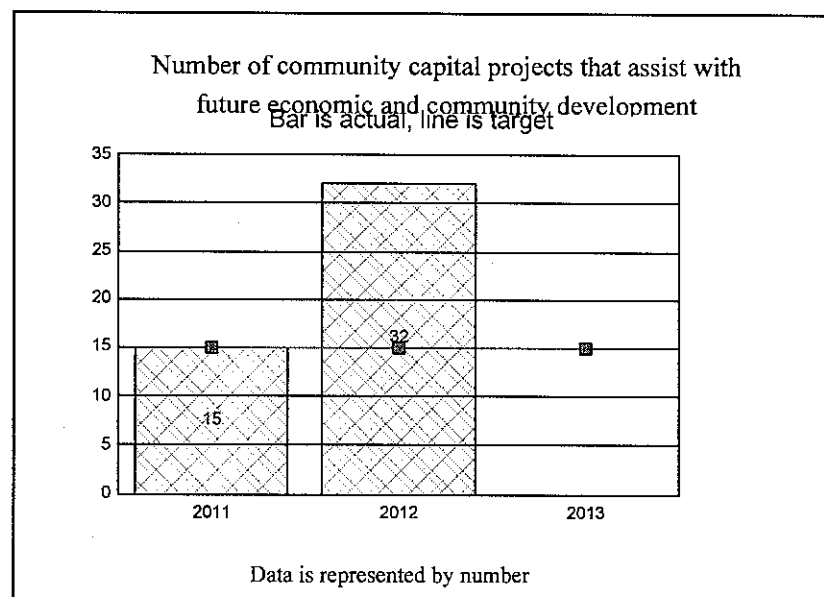
At present, \$45 million is annually targeted from loan repayments based upon the current revolving loan pool. \$65 million is committed to communities as \$20 million in grants and \$45 million in loans.

The additional financing request of \$50 million SPWF recapitalization for each of the next biennia will eventually result in total loan repayment of about \$65 million annually, which will be available to re-issue as new loans and grants for communities statewide. These funds will be complimented with federal funds to the extent federal programs continue to receive appropriations.

7. ABOUT THE DATA

Data is for the fiscal year. Projects are entered into the database upon funding commitment. Coordinators conduct final monitoring when projects are complete and record results in the database.

KPM #9	Number of community capital construction financing projects that assist with future economic and community development.	2010
Goal	Assist Oregon communities to build capacity to retain, expand and attract businesses.	
Oregon Context	Oregon Benchmarks: 1 - Employment in Rural Oregon; 3 - New Employers; 32 - Feeling of Community.	
Data Source	Each infrastructure project at the start is categorized by investment/activity type, including funding sources, by Oregon Business Development Department/Infrastructure Finance Authority staff and tracked in our database (Portfol).	
Owner	Infrastructure Finance Authority, Jim Ruef (503) 986-0135	



1. OUR STRATEGY

Assist communities to build capacity to attract, retain and expand businesses; provide utilities and/or infrastructure improvements to industrial lands; advance ports' efforts to support economic development activities; improve community quality and attractiveness for business by providing community facilities; address

public safety and compliance related issues; promote essential infrastructure capacity building. Examples of partners in these infrastructure projects are: cities, counties, ports, tribes and special districts.

2. ABOUT THE TARGETS

The target of 15 project awards addresses the department's progress in providing public infrastructure (industrial land utilities, publicly owned structures for lease to business, public improvements that support business, roads, community buildings, telecommunication, etc.) to help communities build public facilities and to support economic growth.

3. HOW WE ARE DOING

The department exceeded its target of 15 projects by funding 32 project awards. Pent up demand seemed to dominate the activity of FY 2012. Although the funding level for the Community Development Block Grant (CDBG) was decreased in 2012 (\$12 Million of federal funds awarded) and Safe Drinking Water Program was also reduced (\$10 million), there was underutilized 2011 funding.. The increase in demand and unutilized funding allowed for the number of projects to more than double from the previous year.

4. HOW WE COMPARE

This KPM was new in the 2009-11 biennium. The 32 projects awarded in FY 2012 is more than the 15 projects awarded in FY 2011. Generally, the department would compare its activities in this field with data from other states. However, there has been limited data by which the department can evaluate its performance against other states. The agency utilizes its resources in ways different from other state's thereby making comparison difficult for meaningful analysis. The department will continue to evaluate the activities of other states to find those areas of commonality with those that administer similar programs with related missions and outcomes.

5. FACTORS AFFECTING RESULTS

In general, the need for municipal infrastructure construction remains high and the demand for financing is rising due to the municipal demand to support business opportunities. Most of the interest is for water and wastewater infrastructure projects but there was a significant increase in requests for funding to provide publicly owned facilities for lease to business enterprises. The interest in the projects included in this KPM was hampered by the downturn in the economy and the limited opportunities this economy offers for communities to attract new industry and jobs but a significant improvement was noted over 2011 results. The IFA increased its limit on CDBG grants this past year because the lack of local funds for the balance of project costs has made it difficult for

communities to begin moving projects to construction.

6. WHAT NEEDS TO BE DONE

The department has adopted a multi-biennium strategy to achieve a predictable and substantial loan pool for the next 20 years. The strategy responds to the department's goal of achieving a funded loan pool over the next six years. The annual resource goal for the IFA's Infrastructure Funding Program is to have available \$85 million each year for project financing.

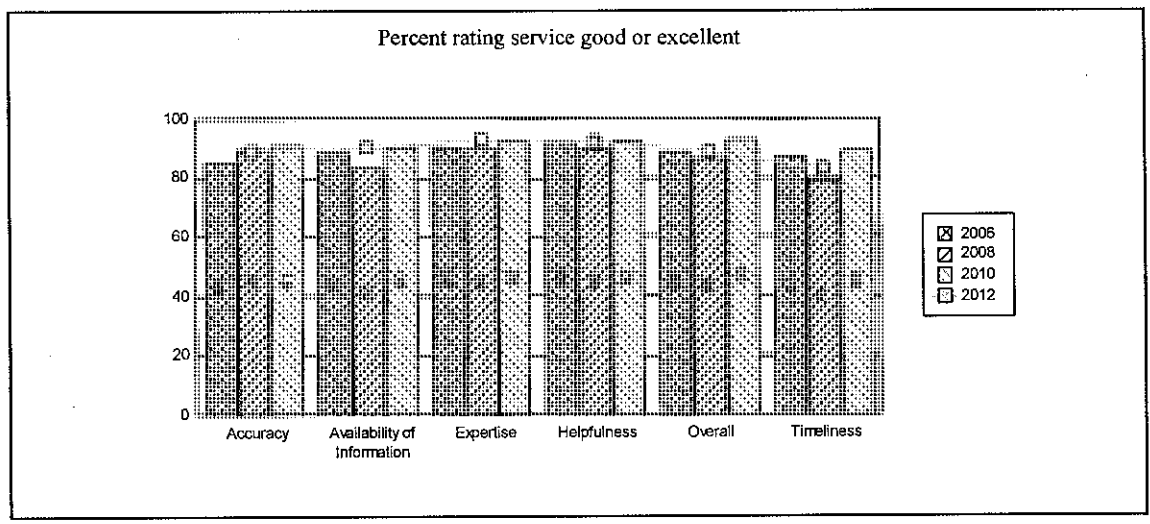
At present, \$45 million is annually targeted from loan repayments based up on the current revolving loan pool. \$65 million is committed to communities as \$20 million in grants and \$45 million in loans.

The additional financing request of \$50 million for the next biennia will eventually result in total loan repayment of about \$65 million annually, which will be available to re-issue as new loans and grants for communities statewide. Federal funding, to the extent available, will compliment the state resources.

7. ABOUT THE DATA

Data is for the fiscal year. Projects are entered into the database upon funding commitment. Coordinators conduct final monitoring when projects are complete and record results in the database.

KPM #10	Percent of customers rating their satisfaction with the agency's customer service as "good" or "excellent": overall, timeliness, accuracy, helpfulness, expertise, availability of information.	2006
Goal	To improve the delivery of services to the department's customers	
Oregon Context	Oregon Benchmarks: 35 - Public Management Quality.	
Data Source	Result of an independent survey done every 2 years.	
Owner	Project Technology Office, Robyn Sellers (503) 986-0165	



1. OUR STRATEGY

Business Oregon seeks to improve the delivery of services to the department's customers. The department's services help businesses retain jobs while growing and attracting sustainable businesses in Oregon. Additionally, the department's services assist Oregon businesses to access global markets and build infrastructure capacity.

2. ABOUT THE TARGETS

The 2009-11 targets represent an increase of positive customer service satisfaction results from previous years. Business Oregon set 90 percent as the target number of respondents who rank the department at “good” or “excellent” in the categories: overall satisfaction, timeliness, accuracy, availability of information, expertise and helpfulness. The department will provide its customers with an online questionnaire for their response in the next biennium.

3. HOW WE ARE DOING

The Customer Satisfaction Survey was emailed to more than 1,400 Business Oregon customers, using an online survey tool. The survey included questions, ranking Business Oregon on timeliness, helpfulness, expertise, availability of information, information accuracy and overall satisfaction. The survey had a 14 percent response rate, which is typical for customer satisfaction surveys done online without incentives. Customers were asked to rank their satisfaction on a 1 to 5 scale, 5 ranking as excellent.

The number of respondents who ranked OBDD as “good” or “excellent” in the target categories are as follows:

- Timeliness- 83%
- Helpfulness-92%
- Expertise- 93%
- Availability of information- 90%
- Information accuracy- 89%
- Overall satisfaction with Agency services- 89%

The agency met or exceeded the set targets in three of the categories: helpfulness, expertise and availability of information. Business Oregon nearly met the targets in the categories of information accuracy and overall satisfaction with agency services. In the category of timeliness the agency was seven percent below the target.

4. HOW WE COMPARE

The department customer’s ranked the agency the same or higher by two percent in three of the set target categories: helpfulness, expertise and availability of information, in 2012 than in 2010. In the remaining four categories the agency dropped by two to six percent from 2010 results.

5. FACTORS AFFECTING RESULTS

Overall, the department received more ratings of excellent than good. Some customers may have been less satisfied with timeliness in Business Oregon programs because the department experienced turnover and gaps in staffing. The gaps and turnover of staff would have directly impacted the timeliness and information accuracy of response to customers. In addition, throughout the biennium, new programs and resources were implemented by the department. Delay in timeliness may have resulted in the lack of understanding and experience in the development and operations of these programs.

6. WHAT NEEDS TO BE DONE

The department will circulate the results internally and share the results with staff. Managers and employees will implement changes to increase customer satisfaction, especially in the area of timeliness. Additionally, new employees are being trained and as they become familiar with programs and tools that will help improve timeliness and accuracy of information given to the customer, resulting in greater overall customer satisfaction with department services. The department is considering implementing LEAN processes beyond the successful implementation of the Infrastructure Finance Authority programs.

7. ABOUT THE DATA

The data used to measure this KPM was exported from an online survey tool into an excel spreadsheet. Customers with projects that began with the department during the past two years were e-mailed and asked to participate in the online survey. The actual percentages of set target categories were calculated by taking the total number of respondents divided by the number of respondents who answered "good" or "excellent."

OREGON BUSINESS DEVELOPMENT DEPARTMENT	III. USING PERFORMANCE DATA
---	------------------------------------

Agency Mission: Business Oregon works to create, retain, expand and attract businesses that provide sustainable, living-wage jobs for Oregonians through public-private partnerships, leveraged funding and support of economic opportunities for Oregon companies and entrepreneurs.

Contact: Lisa Ansell, Strategic Services Manager	Contact Phone: 503-986-0039
---	------------------------------------

Alternate: Robyn Sellers	Alternate Phone: 503-986-0165
---------------------------------	--------------------------------------

The following questions indicate how performance measures and data are used for management and accountability purposes.

1. INCLUSIVITY	<p>* Staff: We have worked collaboratively with the Oregon Business Development Commission, division managers and staff as appropriate, plus other key partners and stakeholders to help revise our performance measures. Staff participate in gathering and recording data, and make use of the data in a variety of contexts.</p> <p>* Elected Officials: Provide input to the agency on Key Performance Measures, methods, and targets, as well as the strategies to which measures are tied.</p> <p>* Stakeholders: Stakeholders have been involved through customer surveys and discussion forums as well as publicly available reports.</p> <p>* Citizens: Citizens are invited to review online performance measure reports on our website at http://www.oregon4biz.com.</p>
2 MANAGING FOR RESULTS	Performance measures and their contribution to management of the agency are important to the management team, the Director, and staff. Executive management have analyzed goals and measures to make process improvements. The goal is to provide useful data to inform management decisions.
3 STAFF TRAINING	Staff has received training in the departments performance measurement system, and worked with performance measures in a wide variety of contexts, such as in evaluating performance of pass-through program funds. Training and discussions are taking place on data definitions, use, and quality.
4 COMMUNICATING RESULTS	* Staff: Managers and staff review performance data and make recommendations for changes in focus, process, or other actions as necessary. The Oregon Business Development Commission also reviews the departments performance results. These reviews provide commissioners with the opportunity to comment, access information, and provide direction. .

	<ul style="list-style-type: none">* Elected Officials: Results are posted online and included in the agency request document for purposes of accountability and informing the budget development process. * Stakeholders: Results are posted online and used for information sharing. * Citizens: Results are posted online and used for information sharing.
--	--

Agency Management Report

KPMs For Reporting Year 2012

Finalize Date: 9/28/2012

Agency: OREGON BUSINESS DEVELOPMENT DEPARTMENT

	Green = Target to -5%	Yellow = Target -6% to -15%	Red = Target > -15%	Pending	Exception Can not calculate status (zero entered for either Actual or Target)
Summary Stats:	50.00%	0.00%	40.00%	10.00%	0.00%

Detailed Report:

KPMs	Actual	Target	Status	Most Recent Year	Management Comments
1 - Number of jobs created	1,510	2,700	Red	2012	For KPM 1, Business Oregon verified job data through June 30, 2012. The department created a total of 1,510 jobs, falling short of the targeted 2,700 jobs for the fiscal year. The total reflects jobs created by investments from the Strategic Reserve Fund, Business Finance programs and Oregon InC. It should be noted that the department, in consultation with LFO, is reevaluating the appropriate target for this measure to best reflect the time period in which jobs are likely to be created from these investments.
2 - Number of jobs retained	4,998	7,500	Red	2012	For KPM 2, Business Oregon verified job data through June 30, 2012. The department retained 4,998 jobs, falling short of the targeted 7,500 jobs for this fiscal year. The total reflects jobs retained by investments from the Strategic Reserve Fund and Business Finance programs. It should be noted that the department, in consultation with LFO, is reevaluating the appropriate target for this measure to best reflect the time period in which jobs are likely to be created from these investments.

Agency Management Report

KPMs For Reporting Year 2012

Finalize Date: 9/28/2012

KPMs	Actual	Target	Status	Most Recent Year	Management Comments
3 - Personal income tax generated by the Department's investment in jobs	15,439,758	14,800,000	Green	2012	For KPM 3, Business Oregon exceeded the \$14.8 million target, helping generate \$15.4 million in state income tax revenues. The results associated with this measure are influenced by the department's KPM methodology for actual jobs created and retained.
4 - New export sales of assisted clients	5,590,000	17,000,000	Red	2012	In FY 2012 Business Oregon transitioned to a more refined measure of inport/export leveraged activity. The methodology is to measure actual sales. Anticipated sales are not included. Documented export sales for FY 2012 came in at \$5.59 million of sales executed, and if we included in this number the company reported "expected sales" (\$19.77 million) resulting from Business Oregon export program support and technical assistance the total number would be \$25.36 million. If we further included in this number Oregon company sales realized through technical assistance and Business Oregon-facilitated sales via the federal Export-Import Bank (\$71.53 million) the total number reported would be \$96.9 million. For context – but not necessarily for comparison – the FY 2011 documented export sales were \$15.48 million which included technical assistance, certain company reported expected sales, and other assistance.

Agency Management Report

KPMs For Reporting Year 2012

Finalize Date: 9/28/2012

KPMs	Actual	Target	Status	Most Recent Year	Management Comments
5 - Percentage of small businesses that remain in business at least four years after receiving assistance from the Department.	61	60	Green	2012	For KPM 5, Business Oregon assisted business survival rate, which exceeds the targeted 60% with Government Contract Assistance Program (GCAP) clients at 62.7% and met the target of 60% with Oregon Small Business Development Centers (OSBDC) clients. The business survival rate average of GCAP and OSBDC clients was 61%. Business Oregon assists small businesses to survive the start-up phase and subsequent stages and create and retain small business jobs across the state in partnership with OSBDC's and GCAP.

Agency Management Report

KPMs For Reporting Year 2012

Finalize Date: 9/28/2012

KPMs	Actual	Target	Status	Most Recent Year	Management Comments
6 - Number of new industrial sites/acres certified "project ready."	2	6	Red	2012	<p>In FY 2012, two sites totaling 112 acres were certified. In the first years of the program, sites were straightforward to certify. Over the past three years the numbers of sites certified has declined because the remaining sites are constrained by physical, transportation, land use and market factors making them more difficult to meet certification requirements. Limited options for funding and financing public infrastructure improvements remains a challenge for many of these sites and has delayed certification. Over time the program's requirements have become better defined, and more aligned to market-driven standards and have resulted in longer process times and fewer certifications.</p> <p>Almost half of the sites in the certification process have not qualified due to a number of factors, including infrastructure deficiencies, brownfields, wetlands, zoning, cultural resources or concerns surrounding easements and clear title. Efforts are being made to work through the challenges on these sites. The fact that some of these sites may not be certified is a direct reflection of the program's high standards that signal unique competitive qualities (speed to market, certainty) that are not found in all sites.</p>
7 - Number of community capital projects assisted for planning (infrastructure, community and organizational).	24	25	Green	2012	<p>The department awarded 24 projects and fell just short of the goal of 25 for the fiscal year. Demand for funding remains constant and the program continues to be popular as communities seek to enhance their appeal and ability to attract new business and jobs and address public safety/health concerns. Planning projects are important to ensure technically feasible and cost-efficient construction projects for future implementation.</p>

Agency Management Report

KPMs For Reporting Year 2012

Finalize Date: 9/28/2012

KPMs	Actual	Target	Status	Most Recent Year	Management Comments
8 - Number of community capital construction financing projects that address public health and safety issues.	17	15	Green	2012	The Infrastructure Finance Authority funded 17 projects, two more projects than the set target. The delays continue in critical upgrades to water and wastewater infrastructure improvements brought on by the slow economy. However, many communities have vital health and safety improvement projects they are beginning to address having recognized that despite the economy, they can wait no longer to make system improvements. The department has adopted a multi-biennium strategy to achieve a predictable and substantial loan pool for the next 20 years, to help meet communities needs for addressing public health and safety issues.
9 - Number of community capital construction financing projects that assist with future economic and community development.	32	15	Green	2012	The Infrastructure Finance Authority exceeded its target of 15 projects by funding 32 project awards. Pent up demand seemed to dominate the activity of FY 2012. Although the funding level for the Community Development Block Grant (CBDG) was decreased in 2012 (\$12 Million of federal funds awarded) and Safe Drinking Water Program was also reduced (\$10 million), there was underutilized 2011 funding. The increase in demand and unutilized funding allowed for the number of projects to more than double from the previous year.

Agency Management Report

KPMs For Reporting Year 2012

Finalize Date: 9/28/2012

KPMs	Actual	Target	Status	Most Recent Year	Management Comments
10 - Percent of customers rating their satisfaction with the agency's customer service as "good" or "excellent": overall, timeliness, accuracy, helpfulness, expertise, availability of information.	89.00		Pending	2012	As legislatively required, Business Oregon only completes a customer survey every two years. All numbers for this KPM come from customer surveys completed in 2012. The results showed that the department was just under the target (90%) of customers who ranked their overall experience with Business Oregon services as "good" or "excellent" coming in at 89% overall satisfaction. The department has initiated many customer satisfaction initiatives including increased agency communication with external customers, process re-engineering to shorten duration of time from application to award for infrastructure projects, and customer service training for staff.

This report provides high-level performance information which may not be sufficient to fully explain the complexities associated with some of the reported measurement results. Please reference the agency's most recent Annual Performance Progress Report to better understand a measure's intent, performance history, factors impacting performance and data gather and calculation methodology.

ORBITS Budget Narrative

Oregon Business Development Department

2011-13 Sustainability Plan

Business Oregon accomplishes its mission by implementing the following goals:

1. Help existing businesses retain jobs while growing and attracting sustainable businesses by focusing value added services in key industries of: clean technology, wood & forest products, technology & advanced manufacturing, and outdoor gear & active wear;
2. Enhance Oregon's position in the global economy by assisting Oregon businesses in accessing global markets and by recruiting international companies to Oregon;
3. Advocate on behalf of Oregon businesses to capitalize on those areas where Oregon has demonstrated a competitive advantage by making targeted strategic investments; and
4. Assist communities to build infrastructure capacity to address public health safety and compliance issues, as well as support their ability to attract, retain and expand businesses.

Within each goal, the following are the objectives and outcomes that will be used to inform the agency's 2011-13 Sustainability Plan.

Goal 1: Help existing businesses retain jobs while growing and attracting sustainable businesses by focusing value added services in key industries of: clean technology, wood & forest products, technology & advanced manufacturing, and outdoor gear & active wear

Objectives and Outcomes: As a key industry for the agency, clean technology will be a primary focus of our efforts going forward. The objectives will be to help existing clean tech businesses retain and add jobs as well as attracting new clean tech businesses to the state. The outcomes are the actual number of clean tech businesses and jobs created or retained because of the agency's efforts.

Goal 2: Enhance Oregon's position in the global economy by assisting Oregon businesses in accessing global markets and by recruiting international companies to Oregon

Objectives and Outcomes: Clean tech is included in all of Business Oregon's efforts to promote Oregon products and services globally. Global trade specialists have worked with a number of companies to help promote their products overseas, particularly at trade shows. In addition, staff is actively involved in recruitment efforts to bring additional clean tech companies and jobs to the state. We will continue these efforts and keep clean tech as a primary focus sector for this work. Expected outcomes are, Oregon clean tech companies find new markets/customers in other countries and the state becomes the home for US and/or international clean tech companies and jobs.

Goal 3: Advocate on behalf of Oregon businesses to capitalize on those areas where Oregon has demonstrated a competitive advantage by making targeted strategic investments

ORBITS Budget Narrative

Objectives and Outcomes: To the extent appropriate, Business Oregon will advocate on behalf of clean tech businesses and make targeted strategic investments to support these businesses. Clean tech is certainly an area where Oregon has received national and international recognition for its leadership and cutting-edge policies. It is also one that fits well with the overall ethos of Oregonians who appreciate and want to protect the beautiful natural environment of the state. Thus, it warrants special attention by the State and Business Oregon is doing its part in this effort. Outcomes will be investments made in clean tech companies as well as support for the Oregon Innovation Council's (Oregon InC's) work through which the state makes targeted, strategic investments in certain niche areas where Oregon has strength in the university and private sectors where collaboration between the two can result in benefits for both.

Goal 4: Assist communities to build infrastructure capacity to address public health safety and compliance issues, as well as support their ability to attract, retain and expand businesses

Objectives and Outcomes: Business Oregon through the Infrastructure Finance Authority (IFA) will continue its work to promote asset management (AM) approaches to infrastructure investments. This will help to ensure the appropriate technical performance of these systems, which has associated environmental benefits, as well as the financial viability of the projects and communities, which obviously has economic benefits. Although none have yet been completed, most of the IFA's stimulus projects are underway. When the current round of projects are nearly complete, IFA will follow up with a review of the effectiveness of each organization's chosen AM approach. The level of success achieved and lessons learned will be documented for future sharing with other communities around the state. This will help quickly spread the best practices around AM to bring all Oregon communities along more quickly. In addition, the IFA will continue the Renewable Energy Feasibility Fund (REFF). The REFF provides grant moneys for local governments to do feasibility studies on renewable energy projects. Finally, Business Oregon will continue its work to responsibly develop and redevelop port facilities around the state.

In addition to the above goals, objectives and outcomes, Business Oregon will also explore the creation of a green team for the agency to identify, explore and implement measures to improve the agency's internal sustainability performance.

Some example measures that the team will consider are:

- examining smart power strips that were tested in a recent DAS pilot project
- creating a commute-reduction policy
- discouraging the use of paper cups in the office
- encouraging booklet printing (with two-sided printing as the default)
- developing additional IT policies that result in more energy savings

This group will also be the repository and first line of consideration of ideas generated via the internal dialogue mechanism discussed previously. Lastly, the group will include representatives from the agency's Salem and Portland offices, as well as a regionally based staff member, if possible, to ensure the group has perspective across the board of the agency's operations.

ORBITS Budget Narrative

As new sustainability efforts are launched, staff will receive information and, when necessary, training to ensure that the new measures are as effective as possible. Likely places for announcements of new sustainability initiatives are at all-staff meetings, in the internal newsletter and on the agency's intranet. At times, targeted outreach either electronically or in print will also be used to inform staff and support the effective implementation of the sustainability initiatives.

Finally, Business Oregon will continue to participate in the various interagency groups that work on sustainability-related issues to ensure the agency's activities. Business Oregon is a regular participant in the meetings of the Interagency Sustainability Network. In these meetings the agency strategizes with many of the other state agencies about best practices and problem solving for implementing sustainability measures internally. The meetings often involve information sharing from an external expert. As a result, they serve as great learning experiences to ensure the agency is aware of the latest sustainability products and practices. Business Oregon participates in numerous other interagency groups that touch on clean tech sectors. Examples include the Oregon advisory team for The EV Project, low-carbon fuel standard interagency advisory group, forest biomass working group and others. The agency also track the work of the Oregon Sustainability Board and participates directly with the Board on the Sustainability Awards. All of these interactions help to ensure both that the agency learns the latest best practices, but also that the state's business community's perspective is brought into the discussion in these groups.

Governor's Priorities and Initiatives

Business Oregon's work both through its sustainability plan and its broader work on clean tech tracks closely with the Governor's priorities and initiatives for sustainability. Given the agency's identification of clean tech (renewable energy and energy efficiency) as a key industry sector, Business Oregon sits at the intersection of two of sustainability key tenets: the environment and the economy. As examples, two of the Governor's sustainability priorities that track well with the agency's work are electric vehicles (EVs) and renewable energy. Business Oregon is extremely active in both of these sectors. Solar, wind, wave and biomass energy all receive extensive attention from our staff. The agency works to see that these resources are developed appropriately while identifying and taking advantage of the job creation opportunities within these sectors. With EVs, the agency has worked with other state agencies as well as utility partners to position the state as the deployment site for new electric vehicle product. The agency has also worked on several recruitment projects related to electric vehicles and energy storage. In recognition of the state's success as an early EV state, there have been several stimulus-funded projects related to transportation electrification that were funded in Oregon. Business Oregon has been playing its part to make these projects successful. Finally, the agency is helping the home-grown EV industry grow through its support of the newly formed industry association called Drive Oregon. This organization consists of companies in all parts of the EV supply chain who are working together to help the industry as a whole grow. Through these and other initiatives, Business Oregon's sustainability plan and broader work aligns very closely with the Governor's priorities and initiatives for sustainability.

ORBITS Budget Narrative

2011-13 Agency Sustainability Plan Progress Statement

Business Oregon's goals are listed below along with an update of the department's achievement toward the goal in 2011-13.

Goal 1: Help existing businesses retain jobs while growing and attracting sustainable businesses by focusing value added services in key industries of: clean technology, wood & forest products, technology & advanced manufacturing, and outdoor gear & active wear

Objectives and Outcomes: As a key industry for the agency, clean technology will be a primary focus of our efforts going forward. The objectives will be to help existing clean tech businesses retain and add jobs as well as attracting new clean tech businesses to the state. The outcomes are the actual number of clean tech businesses and jobs created or retained because of the agency's efforts.

Update: Oregon continues to grow its clean tech economy. This results in more businesses and jobs that are focused on improving the environment or reducing impacts on the environment compared to business-as-usual. The state was recently ranked 2nd in the country in Clean Edge's 2012 State Clean Energy Index. Oregon has been ranked second behind California two years in a row. This year Oregon closed the gap with California. This reflects the continuing and growing strength of the clean tech economy in the state. Business Oregon works on a variety of levels to ensure this trend continues. Staff work on helping existing Oregon businesses grow and prosper through technical or other support, recruitment of businesses not currently in Oregon and development of a friendly policy environment in which these desirable businesses can operate. A recent study by the Oregon Employment Department showed that Oregon had the second highest percentage of green jobs in the US. These jobs grew faster and paid more than other jobs in Oregon. Lastly, Oregon has maintained its position as the leading solar manufacturing state in the country with approximately 2,000 people employed in the solar manufacturing supply chain.

Goal 2: Enhance Oregon's position in the global economy by assisting Oregon businesses in accessing global markets and by recruiting international companies to Oregon

Objectives and Outcomes: Clean tech is included in all of Business Oregon's efforts to promote Oregon products and services globally. Business Oregon's global trade specialists have worked with a number of companies to help promote their products overseas, particularly at trade shows. In addition, staff is actively involved in recruitment efforts to bring additional clean tech companies and jobs to the state. We will continue these efforts and keep clean tech as a primary focus sector for this work. Expected outcomes are, Oregon clean tech companies find new markets/customers in other countries and Oregon becomes the home for US and/or international clean tech companies and jobs.

Update: Business Oregon continues to devote significant resources to helping Oregon companies market their goods and services around the world. Exports constitute an important part of Oregon's economy. The department wants these exports to grow, bring new jobs and grow

ORBITS Budget Narrative

businesses in the state. Recently, Business Oregon was successful in getting a federal grant to provide more money to Oregon companies to attend international trade shows. This program, known as STEP, has been very successful. The department is now applying for a second and even larger round of funding. To date, STEP funds have allowed about 90 different companies to attend 45 different trade shows in 15 different countries. The STEP program builds on the department's existing Oregon Trade Promotion Program that helps Oregon businesses market overseas as well as many other activities the department conducts overseas including trade shows and trade missions to raise the profile of the state and its businesses around the world.

Goal 3: Advocate on behalf of Oregon businesses to capitalize on those areas where Oregon has demonstrated a competitive advantage by making targeted strategic investments

Objectives and Outcomes: To the extent appropriate, Business Oregon will advocate on behalf of clean tech businesses and make targeted strategic investments to support these businesses. Clean tech is certainly an area where Oregon has received national and international recognition for its leadership and cutting-edge policies. It is also one that fits well with the overall ethos of Oregonians who appreciate and want to protect the beautiful natural environment of the state. Thus, it warrants special attention by the State and Business Oregon is doing its part in this effort. Outcomes will be investments made in clean tech companies as well as support for the Oregon Innovation Council's (Oregon InC's) work through which the state makes targeted, strategic investments in certain niche areas where Oregon has strength in the university and private sectors where collaboration between the two can result in benefits for both.

Update: Oregon InC continues to be successful both for the state's businesses and the state's universities. Significant capacity has been added to the university system to conduct cutting-edge research in clean tech sectors. In addition, numerous start-up and emerging businesses have been helped along in their development by Oregon InC's investments. Much of Oregon InC's funds are focused on clean tech businesses that focus on energy efficiency or renewable energy thus having direct impacts on the sustainability of the state. Though the program is still relatively young, Oregon InC's initiatives have brought over \$250 million in federal and private funds into the state and have created or retained approximately 1,000 jobs.

Goal 4: Assist communities to build infrastructure capacity to address public health safety and compliance issues, as well as support their ability to attract, retain and expand businesses

Objectives and Outcomes: Business Oregon through the Infrastructure Finance Authority (IFA) will continue its work to promote asset management (AM) approaches to infrastructure investments. This will help to ensure the appropriate technical performance of these systems, which has associated environmental benefits, as well as the financial viability of the projects and communities, which obviously has economic benefits. Although none have yet been completed, most of the IFA's stimulus projects are underway. When the current round of projects are

ORBITS Budget Narrative

nearly complete, IFA will follow up with a review of the effectiveness of each organization's chosen AM approach. The level of success achieved and lessons learned will be documented for future sharing with other communities around the state. This will help quickly spread the best practices around AM to bring all Oregon communities along more quickly. In addition, the IFA will continue the Renewable Energy Feasibility Fund (REFF). The REFF provides grant moneys for local governments to do feasibility studies on renewable energy projects. Finally, Business Oregon will continue its work to responsibly develop and redevelop port facilities around the state.

Update: The IFA investigated AM as a best practice for infrastructure projects in Oregon and found it to be a useful tool. To fully implement an AM system, though, would have required significant funding that was not provided in the last budget. IFA continues to be mindful of the community benefit of actively managing infrastructure assets. AM is part of each interagency training session held with local governments around the state. The IFA will again seek resources through the 2013-15 budget process to more aggressively incent communities to implement AM activities. The recently completed federal stimulus funded projects under the Safe Drinking Water program have each completed asset management activities as described in the funding award. The REFF program was reviewed as per the department's practice to review and evaluate the effectiveness of its programs and found to be duplicative of an Oregon Department of Energy (ODOE) program. In addition, the rate of successful completion of projects studied using REFF money was found to be insufficient to warrant additional expenditures. Prospective project developers are now referred to the similar ODOE program to pursue funding and hopefully receive technical and other guidance that will help more projects be developed successfully.

ORBITS Budget Narrative

2013-15 Sustainability Plan

Business Oregon will continue to focus most of the sustainability efforts around external activities. Business Oregon is a relatively small agency with limited facilities and vehicles/equipment. As a result, there is only so much the agency can affect in terms of sustainability if only focused on internal operations. Business Oregon can have a greater impact by focusing on work with the state's businesses, which can reduce impacts on the environment and/or make products or provide services that help people around the country and world reduce impacts. This is in line with where the state sees business opportunities as well due to significant activity in the clean tech sector, particularly energy efficiency and renewable energy. As such, the department has identified clean technology as one of its five key industry sectors.

Business Oregon will help grow the state's green economy through a number of specific activities:

- Continued support of and investment through the Oregon Innovation Council (Oregon InC)
- International support/export promotion
- Clean Tech Team efforts
- Interagency activities
- Sustainability Awards

Business Oregon will continue to support Oregon InC by staffing the Council, serving as the intermediary with the initiatives, and preparing reports and updates for the Governor's Office and Legislature. This will ensure the state's investment is well spent and is accomplishing the mission of leveraging the funds with other dollars as well as realizing business and job growth in the state. Business Oregon will also continue efforts to grow the state's export economy. These efforts will include promoting the state and businesses at tradeshow and on trade missions, pursuing additional funding for supporting international marketing activities of Oregon businesses, and administering the programs to provide these funds. As a key industry for the agency, clean technology will be a primary focus of our efforts going forward. This will result in additional jobs in sustainability-related sectors as well as lead to reduced impacts on the environment through more efficiency and/or renewable energy development. In order to maximize the benefits of these efforts, the department will continue to convene its Clean Tech Team to inform and guide the agency's efforts to grow the state's green economy. The team will evaluate the department's efforts on a regular basis to ensure the agency is focused on the right sectors of the green economy that can have maximum benefit to the state's businesses and environment.

ORBITS Budget Narrative

Business Oregon will also continue to participate in various interagency groups that work on sustainability-related or clean tech issues. These efforts will help to inform the department's work in these sectors. For example, the department participated in the interagency effort that resulted in an Executive Order on green chemistry. The department also participates in interagency efforts to facilitate the electrification of the state's transportation system. Business Oregon is a regular participant in the Interagency Sustainability Network. This group consists of all the major state agencies sharing information and problem solving around sustainability issues relevant to state government.

Finally, Business Oregon will continue work with the Oregon Sustainability Board on the Sustainability Awards. The department is primarily responsible for the awards, including preparing and promoting application materials, processing applications, convening a review team to determine finalists, working with the Board to identify winners, and developing a program to present the awards.

Summary of 2013-15 Biennium Budget

Oregon Business Development Department
 Oregon Business Development Department
 2013-15 Biennium

Governor's Budget
 Cross Reference Number: 12300-000-00-00-00000

<i>Description</i>	<i>Positions</i>	<i>Full-Time Equivalent (FTE)</i>	<i>ALL FUNDS</i>	<i>General Fund</i>	<i>Lottery Funds</i>	<i>Other Funds</i>	<i>Federal Funds</i>	<i>Nonlimited Other Funds</i>	<i>Nonlimited Federal Funds</i>
2011-13 Leg Adopted Budget	131	129.37	453,464,690	3,851,208	136,340,722	25,797,923	50,172,649	237,302,188	-
2011-13 Emergency Boards	1	0.50	25,127,824	(8,729)	2,336,506	44,385	-	22,755,662	-
2011-13 Leg Approved Budget	132	129.87	478,592,514	3,842,479	138,677,228	25,842,308	50,172,649	260,057,850	-
2013-15 Base Budget Adjustments									
Net Cost of Position Actions									
Administrative Biennialized E-Board, Phase-Out	(7)	(6.37)	1,089,132	74,071	829,711	70,746	114,604	-	-
Estimated Cost of Merit Increase			-	-	-	-	-	-	-
Base Debt Service Adjustment			(58,369,555)	-	(31,639,937)	2,880,267	-	(29,609,885)	-
Base Nonlimited Adjustment			(20,081,734)	-	-	-	-	(20,081,734)	-
Capital Construction			-	-	-	-	-	-	-
Subtotal 2013-15 Base Budget	125	123.50	401,230,357	3,916,550	107,867,002	28,793,321	50,287,253	210,366,231	-
Essential Packages									
010 - Non-PICS Pers Svc/Vacancy Factor									
Vacancy Factor (Increase)/Decrease	-	-	94,010	8,289	55,890	34,735	(4,904)	-	-
Non-PICS Personal Service Increase/(Decrease)	-	-	75,653	2,009	27,214	21,036	25,394	-	-
Subtotal	-	-	169,663	10,298	83,104	55,771	20,490	-	-
020 - Phase In / Out Pgm & One-time Cost									
021 - Phase-in	-	-	4,056,478	-	4,056,478	-	-	-	-
022 - Phase-out Pgm & One-time Costs	-	-	(34,607,320)	-	(21,027,000)	(1,050,503)	(12,529,817)	-	-
Subtotal	-	-	(30,550,842)	-	(16,970,522)	(1,050,503)	(12,529,817)	-	-
030 - Inflation & Price List Adjustments									
Cost of Goods & Services Increase/(Decrease)	-	-	1,814,181	68,578	585,050	397,271	763,282	-	-
State Gov't & Services Charges Increase/(Decrease)			82,698	5,535	30,633	71,740	16	(25,226)	-

Summary of 2013-15 Biennium Budget

Oregon Business Development Department
 Oregon Business Development Department
 2013-15 Biennium

Governor's Budget
 Cross Reference Number: 12300-000-00-00-00000

<i>Description</i>	<i>Positions</i>	<i>Full-Time Equivalent (FTE)</i>	<i>ALL FUNDS</i>	<i>General Fund</i>	<i>Lottery Funds</i>	<i>Other Funds</i>	<i>Federal Funds</i>	<i>Nonlimited Other Funds</i>	<i>Nonlimited Federal Funds</i>
Subtotal	-	-	1,896,879	74,113	615,683	469,011	763,298	(25,226)	-
040 - Mandated Caseload									
040 - Mandated Caseload	-	-	-	-	-	-	-	-	-
050 - Fundshifts and Revenue Reductions									
050 - Fundshifts	-	-	-	-	-	99,580	(99,580)	-	-
060 - Technical Adjustments									
060 - Technical Adjustments	-	-	-	-	-	-	-	-	-
Subtotal: 2013-15 Current Service Level	125	123.50	372,746,057	4,000,961	91,595,267	28,367,180	38,441,644	210,341,005	-

Summary of 2013-15 Biennium Budget

Oregon Business Development Department
 Oregon Business Development Department
 2013-15 Biennium

Governor's Budget
 Cross Reference Number: 12300-000-00-00-00000

Description	Positions	Full-Time Equivalent (FTE)	ALL FUNDS	General Fund	Lottery Funds	Other Funds	Federal Funds	Nonlimited Other Funds	Nonlimited Federal Funds
Subtotal: 2013-15 Current Service Level	125	123.50	372,746,057	4,000,961	91,595,267	28,367,180	38,441,644	210,341,005	-
070 - Revenue Reductions/Shortfall									
070 - Revenue Shortfalls	-	-	-	-	-	-	-	-	-
Modified 2013-15 Current Service Level	125	123.50	372,746,057	4,000,961	91,595,267	28,367,180	38,441,644	210,341,005	-
080 - E-Boards									
081 - May 2012 E-Board	-	-	424,842	9,006	11,868	283,968	120,000	-	-
082 - September 2012 E-Board	-	-	-	-	-	-	-	-	-
083 - December 2012 E-Board	-	-	-	-	-	-	-	-	-
Subtotal Emergency Board Packages	-	-	424,842	9,006	11,868	283,968	120,000	-	-
Policy Packages									
090 - Analyst Adjustments	-	-	11,561,663	1,326,663	-	10,235,000	-	-	-
091 - Statewide Administrative Savings	-	-	(60,239)	-	(160,239)	100,000	-	-	-
092 - PERS Taxation Policy	-	-	(70,873)	(2,893)	(35,554)	(28,683)	(3,743)	-	-
093 - Other PERS Adjustments	-	-	(566,989)	(23,144)	(284,429)	(229,466)	(29,950)	-	-
101 - Oregon Innovation Council	-	-	25,000,000	-	25,000,000	-	-	-	-
102 - SPWF Re-capitalization	3	3.00	99,674,818	-	5,981,990	1,752,704	-	91,940,124	-
103 - Industry Competitiveness	-	-	2,050,000	-	2,050,000	-	-	-	-
104 - Strategic Reserve Fund	-	-	10,500,000	-	10,500,000	-	-	-	-
105 - Industrial Land Readiness and Site Certification	1	1.00	127,737	-	127,737	-	-	-	-
106 - OMWESB	1	1.00	532,147	-	-	532,147	-	-	-
107 - Brownfields Recapitalization	-	-	-	-	-	-	-	-	-
108 - IT Security and Standards Compliance	-	-	-	-	-	-	-	-	-
109 - Rural Capacity	1	1.00	183,300	-	-	183,300	-	-	-

Summary of 2013-15 Biennium Budget

Oregon Business Development Department
 Oregon Business Development Department
 2013-15 Biennium

Governor's Budget
 Cross Reference Number: 12300-000-00-00-00000

<i>Description</i>	<i>Positions</i>	<i>Full-Time Equivalent (FTE)</i>	<i>ALL FUNDS</i>	<i>General Fund</i>	<i>Lottery Funds</i>	<i>Other Funds</i>	<i>Federal Funds</i>	<i>Nonlimited Other Funds</i>	<i>Nonlimited Federal Funds</i>
475 - Transfer of Seismic Rehabilitation Grant Program	1	1.00	11,216,141	3,916,141	-	7,300,000	-	-	-
476 - Seismic Rehabilitation Debt	2	1.00	30,000,000	-	-	30,000,000	-	-	-
Subtotal Policy Packages	9	8.00	190,147,705	5,216,767	43,179,505	49,845,002	(33,693)	91,940,124	-
Total 2013-15 Governor's Budget	134	131.50	563,318,604	9,226,734	134,786,640	78,496,150	38,527,951	302,281,129	-
Percentage Change From 2011-13 Leg Approved Budget	1.50%	1.30%	17.70%	140.10%	-2.80%	203.80%	-23.20%	16.20%	-
Percentage Change From 2013-15 Current Service Level	7.20%	6.50%	51.10%	130.60%	47.20%	176.70%	0.20%	43.70%	-

Summary of 2013-15 Biennium Budget

**Oregon Business Development Department
Shared Services/Central Pool
2013-15 Biennium**

**Governor's Budget
Cross Reference Number: 12300-110-00-00-00000**

<i>Description</i>	<i>Positions</i>	<i>Full-Time Equivalent (FTE)</i>	<i>ALL FUNDS</i>	<i>General Fund</i>	<i>Lottery Funds</i>	<i>Other Funds</i>	<i>Federal Funds</i>	<i>Nonlimited Other Funds</i>	<i>Nonlimited Federal Funds</i>
2011-13 Leg Adopted Budget	32	31.25	7,790,912	-	6,810,941	979,971	-	-	-
2011-13 Emergency Boards	-	-	(127,418)	-	(127,418)	-	-	-	-
2011-13 Leg Approved Budget	32	31.25	7,663,494	-	6,683,523	979,971	-	-	-
2013-15 Base Budget Adjustments									
Net Cost of Position Actions									
Administrative Biennialized E-Board, Phase-Out	(2)	(1.25)	290,548	-	368,615	(78,067)	-	-	-
Estimated Cost of Merit Increase			-	-	-	-	-	-	-
Base Debt Service Adjustment			-	-	-	-	-	-	-
Base Nonlimited Adjustment			-	-	-	-	-	-	-
Capital Construction			-	-	-	-	-	-	-
Subtotal 2013-15 Base Budget	30	30.00	7,954,042	-	7,052,138	901,904	-	-	-
Essential Packages									
010 - Non-PICS Pers Svc/Vacancy Factor									
Vacancy Factor (Increase)/Decrease	-	-	30,814	-	20,127	10,687	-	-	-
Non-PICS Personal Service Increase/(Decrease)	-	-	5,395	-	7,129	(1,734)	-	-	-
Subtotal	-	-	36,209	-	27,256	8,953	-	-	-
020 - Phase In / Out Pgm & One-time Cost									
021 - Phase-in	-	-	-	-	-	-	-	-	-
022 - Phase-out Pgm & One-time Costs	-	-	-	-	-	-	-	-	-
Subtotal	-	-	-	-	-	-	-	-	-
030 - Inflation & Price List Adjustments									
Cost of Goods & Services Increase/(Decrease)	-	-	73,419	-	62,950	10,469	-	-	-
State Gov't & Services Charges Increase/(Decrease)			14,437	-	14,437	-	-	-	-

Summary of 2013-15 Biennium Budget

Oregon Business Development Department
 Shared Services/Central Pool
 2013-15 Biennium

Governor's Budget
 Cross Reference Number: 12300-110-00-00-00000

<i>Description</i>	<i>Positions</i>	<i>Full-Time Equivalent (FTE)</i>	<i>ALL FUNDS</i>	<i>General Fund</i>	<i>Lottery Funds</i>	<i>Other Funds</i>	<i>Federal Funds</i>	<i>Nonlimited Other Funds</i>	<i>Nonlimited Federal Funds</i>
Subtotal	-	-	87,856	-	77,387	10,469	-	-	-
040 - Mandated Caseload									
040 - Mandated Caseload	-	-	-	-	-	-	-	-	-
050 - Fundshifts and Revenue Reductions									
050 - Fundshifts	-	-	-	-	-	-	-	-	-
060 - Technical Adjustments									
060 - Technical Adjustments	-	-	-	-	-	-	-	-	-
Subtotal: 2013-15 Current Service Level	30	30.00	8,078,107	-	7,156,781	921,326	-	-	-

Summary of 2013-15 Biennium Budget

Oregon Business Development Department
 Shared Services/Central Pool
 2013-15 Biennium

Governor's Budget
 Cross Reference Number: 12300-110-00-00-00000

Description	Positions	Full-Time Equivalent (FTE)	ALL FUNDS	General Fund	Lottery Funds	Other Funds	Federal Funds	Nonlimited Other Funds	Nonlimited Federal Funds
Subtotal: 2013-15 Current Service Level	30	30.00	8,078,107	-	7,156,781	921,326	-	-	-
070 - Revenue Reductions/Shortfall									
070 - Revenue Shortfalls	-	-	-	-	-	-	-	-	-
Modified 2013-15 Current Service Level	30	30.00	8,078,107	-	7,156,781	921,326	-	-	-
080 - E-Boards									
081 - May 2012 E-Board	-	-	227,575	-	(56,393)	283,968	-	-	-
082 - September 2012 E-Board	-	-	-	-	-	-	-	-	-
083 - December 2012 E-Board	-	-	-	-	-	-	-	-	-
Subtotal Emergency Board Packages	-	-	227,575	-	(56,393)	283,968	-	-	-
Policy Packages									
090 - Analyst Adjustments	-	-	-	-	-	-	-	-	-
091 - Statewide Administrative Savings	-	-	(60,239)	-	(160,239)	100,000	-	-	-
092 - PERS Taxation Policy	-	-	(16,828)	-	(14,306)	(2,522)	-	-	-
093 - Other PERS Adjustments	-	-	(134,628)	-	(114,449)	(20,179)	-	-	-
101 - Oregon Innovation Council	-	-	-	-	-	-	-	-	-
102 - SPWF Re-capitalization	1	1.00	183,579	-	-	183,579	-	-	-
103 - Industry Competitiveness	-	-	-	-	-	-	-	-	-
104 - Strategic Reserve Fund	-	-	-	-	-	-	-	-	-
105 - Industrial Land Readiness and Site Certification	-	-	-	-	-	-	-	-	-
106 - OMWESB	-	-	-	-	-	-	-	-	-
107 - Brownfields Recapitalization	-	-	-	-	-	-	-	-	-
108 - IT Security and Standards Compliance	-	-	-	-	-	-	-	-	-
109 - Rural Capacity	-	-	-	-	-	-	-	-	-

Summary of 2013-15 Biennium Budget

Oregon Business Development Department
 Shared Services/Central Pool
 2013-15 Biennium

Governor's Budget
 Cross Reference Number: 12300-110-00-00-00000

<i>Description</i>	<i>Positions</i>	<i>Full-Time Equivalent (FTE)</i>	<i>ALL FUNDS</i>	<i>General Fund</i>	<i>Lottery Funds</i>	<i>Other Funds</i>	<i>Federal Funds</i>	<i>Nonlimited Other Funds</i>	<i>Nonlimited Federal Funds</i>
475 - Transfer of Seismic Rehabilitation Grant Program	-	-	-	-	-	-	-	-	-
476 - Seismic Rehabilitation Debt	-	-	-	-	-	-	-	-	-
Subtotal Policy Packages	1	1.00	(28,116)	-	(288,994)	260,878	-	-	-
Total 2013-15 Governor's Budget	31	31.00	8,277,566	-	6,811,394	1,466,172	-	-	-
Percentage Change From 2011-13 Leg Approved Budget	-3.10%	-0.80%	8.00%	-	1.90%	49.60%	-	-	-
Percentage Change From 2013-15 Current Service Level	3.30%	3.30%	2.50%	-	-4.80%	59.10%	-	-	-

Summary of 2013-15 Biennium Budget

Oregon Business Development Department
Business, Innovation, Trade
2013-15 Biennium

Governor's Budget
Cross Reference Number: 12300-210-00-00-00000

<i>Description</i>	<i>Positions</i>	<i>Full-Time Equivalent (FTE)</i>	<i>ALL FUNDS</i>	<i>General Fund</i>	<i>Lottery Funds</i>	<i>Other Funds</i>	<i>Federal Funds</i>	<i>Nonlimited Other Funds</i>	<i>Nonlimited Federal Funds</i>
2011-13 Leg Adopted Budget	57	56.12	98,386,093	-	49,051,845	9,162,082	20,065,709	20,106,457	-
2011-13 Emergency Boards	1	0.50	(3,877,420)	-	(284,920)	(277,500)	-	(3,315,000)	-
2011-13 Leg Approved Budget	58	56.62	94,508,673	-	48,766,925	8,884,582	20,065,709	16,791,457	-
2013-15 Base Budget Adjustments									
Net Cost of Position Actions									
Administrative Biennialized E-Board, Phase-Out	(5)	(5.12)	396,578	-	461,096	(109,671)	45,153	-	-
Estimated Cost of Merit Increase			-	-	-	-	-	-	-
Base Debt Service Adjustment			-	-	-	-	-	-	-
Base Nonlimited Adjustment			(1,485,000)	-	-	-	-	(1,485,000)	-
Capital Construction			-	-	-	-	-	-	-
Subtotal 2013-15 Base Budget	53	51.50	93,420,251	-	49,228,021	8,774,911	20,110,862	15,306,457	-
Essential Packages									
010 - Non-PICS Pers Svc/Vacancy Factor									
Vacancy Factor (Increase)/Decrease	-	-	35,763	-	35,763	-	-	-	-
Non-PICS Personal Service Increase/(Decrease)	-	-	44,474	-	20,085	4,597	19,792	-	-
Subtotal	-	-	80,237	-	55,848	4,597	19,792	-	-
020 - Phase In / Out Pgm & One-time Cost									
021 - Phase-in	-	-	4,056,478	-	4,056,478	-	-	-	-
022 - Phase-out Pgm & One-time Costs	-	-	(34,451,113)	-	(21,027,000)	(944,296)	(12,479,817)	-	-
Subtotal	-	-	(30,394,635)	-	(16,970,522)	(944,296)	(12,479,817)	-	-
030 - Inflation & Price List Adjustments									
Cost of Goods & Services Increase/(Decrease)	-	-	696,453	-	495,062	138,276	63,115	-	-
State Gov't & Services Charges Increase/(Decrease)			44,137	-	16,196	27,630	16	295	-

Summary of 2013-15 Biennium Budget

Oregon Business Development Department
 Business, Innovation, Trade
 2013-15 Biennium

Governor's Budget
 Cross Reference Number: 12300-210-00-00-00000

<i>Description</i>	<i>Positions</i>	<i>Full-Time Equivalent (FTE)</i>	<i>ALL FUNDS</i>	<i>General Fund</i>	<i>Lottery Funds</i>	<i>Other Funds</i>	<i>Federal Funds</i>	<i>Nonlimited Other Funds</i>	<i>Nonlimited Federal Funds</i>
Subtotal	-	-	740,590	-	511,258	165,906	63,131	295	-
040 - Mandated Caseload									
040 - Mandated Caseload	-	-	-	-	-	-	-	-	-
050 - Fundshifts and Revenue Reductions									
050 - Fundshifts	-	-	-	-	-	99,580	(99,580)	-	-
060 - Technical Adjustments									
060 - Technical Adjustments	-	-	-	-	-	-	-	-	-
Subtotal: 2013-15 Current Service Level	53	51.50	63,846,443	-	32,824,605	8,100,698	7,614,388	15,306,752	-

Summary of 2013-15 Biennium Budget

**Oregon Business Development Department
Business, Innovation, Trade
2013-15 Biennium**

**Governor's Budget
Cross Reference Number: 12300-210-00-00000**

<i>Description</i>	<i>Positions</i>	<i>Full-Time Equivalent (FTE)</i>	<i>ALL FUNDS</i>	<i>General Fund</i>	<i>Lottery Funds</i>	<i>Other Funds</i>	<i>Federal Funds</i>	<i>Nonlimited Other Funds</i>	<i>Nonlimited Federal Funds</i>
Subtotal: 2013-15 Current Service Level	53	51.50	63,846,443	-	32,824,605	8,100,698	7,614,388	15,306,752	-
070 - Revenue Reductions/Shortfall									
070 - Revenue Shortfalls	-	-	-	-	-	-	-	-	-
Modified 2013-15 Current Service Level	53	51.50	63,846,443	-	32,824,605	8,100,698	7,614,388	15,306,752	-
080 - E-Boards									
081 - May 2012 E-Board	-	-	188,261	-	68,261	-	120,000	-	-
082 - September 2012 E-Board	-	-	-	-	-	-	-	-	-
083 - December 2012 E-Board	-	-	-	-	-	-	-	-	-
Subtotal Emergency Board Packages	-	-	188,261	-	68,261	-	120,000	-	-
Policy Packages									
090 - Analyst Adjustments	-	-	-	-	-	-	-	-	-
091 - Statewide Administrative Savings	-	-	-	-	-	-	-	-	-
092 - PERS Taxation Policy	-	-	(32,544)	-	(21,248)	(10,271)	(1,025)	-	-
093 - Other PERS Adjustments	-	-	(260,353)	-	(169,980)	(82,171)	(8,202)	-	-
101 - Oregon Innovation Council	-	-	25,000,000	-	25,000,000	-	-	-	-
102 - SPWF Re-capitalization	2	2.00	436,125	-	-	436,125	-	-	-
103 - Industry Competitiveness	-	-	2,050,000	-	2,050,000	-	-	-	-
104 - Strategic Reserve Fund	-	-	10,500,000	-	10,500,000	-	-	-	-
105 - Industrial Land Readiness and Site Certification	1	1.00	127,737	-	127,737	-	-	-	-
106 - OMWESB	1	1.00	532,147	-	-	532,147	-	-	-
107 - Brownfields Recapitalization	-	-	-	-	-	-	-	-	-
108 - IT Security and Standards Compliance	-	-	-	-	-	-	-	-	-
109 - Rural Capacity	-	-	-	-	-	-	-	-	-

Summary of 2013-15 Biennium Budget

Oregon Business Development Department
 Business, Innovation, Trade
 2013-15 Biennium

Governor's Budget
 Cross Reference Number: 12300-210-00-00-00000

<i>Description</i>	<i>Positions</i>	<i>Full-Time Equivalent (FTE)</i>	<i>ALL FUNDS</i>	<i>General Fund</i>	<i>Lottery Funds</i>	<i>Other Funds</i>	<i>Federal Funds</i>	<i>Nonlimited Other Funds</i>	<i>Nonlimited Federal Funds</i>
475 - Transfer of Seismic Rehabilitation Grant Program	-	-	-	-	-	-	-	-	-
476 - Seismic Rehabilitation Debt	-	-	-	-	-	-	-	-	-
Subtotal Policy Packages	4	4.00	38,353,112	-	37,486,509	875,830	(9,227)	-	-
Total 2013-15 Governor's Budget	57	55.50	102,387,816	-	70,379,375	8,976,528	7,725,161	15,306,752	-
Percentage Change From 2011-13 Leg Approved Budget	-1.70%	-2.00%	8.30%	-	44.30%	1.00%	-61.50%	-8.80%	-
Percentage Change From 2013-15 Current Service Level	7.50%	7.80%	60.40%	-	114.40%	10.80%	1.50%	-	-

Summary of 2013-15 Biennium Budget

**Oregon Business Development Department
Infrastructure Financing Authority
2013-15 Biennium**

**Governor's Budget
Cross Reference Number: 12300-300-00-00-00000**

<i>Description</i>	<i>Positions</i>	<i>Full-Time Equivalent (FTE)</i>	<i>ALL FUNDS</i>	<i>General Fund</i>	<i>Lottery Funds</i>	<i>Other Funds</i>	<i>Federal Funds</i>	<i>Nonlimited Other Funds</i>	<i>Nonlimited Federal Funds</i>
2011-13 Leg Adopted Budget	33	33.00	252,826,755	-	-	7,317,177	28,313,847	217,195,731	-
2011-13 Emergency Boards	-	-	26,070,662	-	-	-	-	26,070,662	-
2011-13 Leg Approved Budget	33	33.00	278,897,417	-	-	7,317,177	28,313,847	243,266,393	-
2013-15 Base Budget Adjustments									
Net Cost of Position Actions									
Administrative Biennialized E-Board, Phase-Out	-	-	313,922	-	-	244,471	69,451	-	-
Estimated Cost of Merit Increase	-	-	-	-	-	-	-	-	-
Base Debt Service Adjustment	-	-	(29,609,885)	-	-	-	-	(29,609,885)	-
Base Nonlimited Adjustment	-	-	(18,596,734)	-	-	-	-	(18,596,734)	-
Capital Construction	-	-	-	-	-	-	-	-	-
Subtotal 2013-15 Base Budget	33	33.00	231,004,720	-	-	7,561,648	28,383,298	195,059,774	-
Essential Packages									
010 - Non-PICS Pers Svc/Vacancy Factor									
Vacancy Factor (Increase)/Decrease	-	-	43,722	-	-	48,626	(4,904)	-	-
Non-PICS Personal Service Increase/(Decrease)	-	-	23,780	-	-	18,178	5,602	-	-
Subtotal	-	-	67,502	-	-	66,804	698	-	-
020 - Phase In / Out Pgm & One-time Cost									
021 - Phase-in	-	-	-	-	-	-	-	-	-
022 - Phase-out Pgm & One-time Costs	-	-	(156,207)	-	-	(106,207)	(50,000)	-	-
Subtotal	-	-	(156,207)	-	-	(106,207)	(50,000)	-	-
030 - Inflation & Price List Adjustments									
Cost of Goods & Services Increase/(Decrease)	-	-	770,471	-	-	113,397	657,074	-	-
State Gov't & Services Charges Increase/(Decrease)	-	-	15,801	-	-	41,322	-	(25,521)	-

Summary of 2013-15 Biennium Budget

Oregon Business Development Department
 Infrastructure Financing Authority
 2013-15 Biennium

Governor's Budget
 Cross Reference Number: 12300-300-00-00-00000

<i>Description</i>	<i>Positions</i>	<i>Full-Time Equivalent (FTE)</i>	<i>ALL FUNDS</i>	<i>General Fund</i>	<i>Lottery Funds</i>	<i>Other Funds</i>	<i>Federal Funds</i>	<i>Nonlimited Other Funds</i>	<i>Nonlimited Federal Funds</i>
Subtotal	-	-	786,272	-	-	154,719	657,074	(25,521)	-
040 - Mandated Caseload									
040 - Mandated Caseload	-	-	-	-	-	-	-	-	-
050 - Fundshifts and Revenue Reductions									
050 - Fundshifts	-	-	-	-	-	-	-	-	-
060 - Technical Adjustments									
060 - Technical Adjustments	-	-	-	-	-	-	-	-	-
Subtotal: 2013-15 Current Service Level	33	33.00	231,702,287	-	-	7,676,964	28,991,070	195,034,253	-

Summary of 2013-15 Biennium Budget

**Oregon Business Development Department
Infrastructure Financing Authority
2013-15 Biennium**

**Governor's Budget
Cross Reference Number: 12300-300-00-00-00000**

<i>Description</i>	<i>Positions</i>	<i>Full-Time Equivalent (FTE)</i>	<i>ALL FUNDS</i>	<i>General Fund</i>	<i>Lottery Funds</i>	<i>Other Funds</i>	<i>Federal Funds</i>	<i>Nonlimited Other Funds</i>	<i>Nonlimited Federal Funds</i>
Subtotal: 2013-15 Current Service Level	33	33.00	231,702,287	-	-	7,676,964	28,991,070	195,034,253	-
070 - Revenue Reductions/Shortfall									
070 - Revenue Shortfalls	-	-	-	-	-	-	-	-	-
Modified 2013-15 Current Service Level	33	33.00	231,702,287	-	-	7,676,964	28,991,070	195,034,253	-
080 - E-Boards									
081 - May 2012 E-Board	-	-	-	-	-	-	-	-	-
082 - September 2012 E-Board	-	-	-	-	-	-	-	-	-
083 - December 2012 E-Board	-	-	-	-	-	-	-	-	-
Subtotal Emergency Board Packages	-	-	-	-	-	-	-	-	-
Policy Packages									
090 - Analyst Adjustments	-	-	11,061,663	826,663	-	10,235,000	-	-	-
091 - Statewide Administrative Savings	-	-	-	-	-	-	-	-	-
092 - PERS Taxation Policy	-	-	(16,854)	-	-	(14,136)	(2,718)	-	-
093 - Other PERS Adjustments	-	-	(134,835)	-	-	(113,087)	(21,748)	-	-
101 - Oregon Innovation Council	-	-	-	-	-	-	-	-	-
102 - SPWF Re-capitalization	-	-	93,073,124	-	-	1,133,000	-	91,940,124	-
103 - Industry Competitiveness	-	-	-	-	-	-	-	-	-
104 - Strategic Reserve Fund	-	-	-	-	-	-	-	-	-
105 - Industrial Land Readiness and Site Certification	-	-	-	-	-	-	-	-	-
106 - OMWESB	-	-	-	-	-	-	-	-	-
107 - Brownfields Recapitalization	-	-	-	-	-	-	-	-	-
108 - IT Security and Standards Compliance	-	-	-	-	-	-	-	-	-
109 - Rural Capacity	1	1.00	183,300	-	-	183,300	-	-	-

Summary of 2013-15 Biennium Budget

Oregon Business Development Department
 Infrastructure Financing Authority
 2013-15 Biennium

Governor's Budget
 Cross Reference Number: 12300-300-00-00-00000

<i>Description</i>	<i>Positions</i>	<i>Full-Time Equivalent (FTE)</i>	<i>ALL FUNDS</i>	<i>General Fund</i>	<i>Lottery Funds</i>	<i>Other Funds</i>	<i>Federal Funds</i>	<i>Nonlimited Other Funds</i>	<i>Nonlimited Federal Funds</i>
475 - Transfer of Seismic Rehabilitation Grant Program	1	1.00	11,216,141	3,916,141	-	7,300,000	-	-	-
476 - Seismic Rehabilitation Debt	2	1.00	30,000,000	-	-	30,000,000	-	-	-
Subtotal Policy Packages	4	3.00	145,382,539	4,742,804	-	48,724,077	(24,466)	91,940,124	-
Total 2013-15 Governor's Budget	37	36.00	377,084,826	4,742,804	-	56,401,041	28,966,604	286,974,377	-
Percentage Change From 2011-13 Leg Approved Budget	12.10%	9.10%	35.20%	-	-	670.80%	2.30%	18.00%	-
Percentage Change From 2013-15 Current Service Level	12.10%	9.10%	62.70%	-	-	634.70%	-0.10%	47.10%	-

Summary of 2013-15 Biennium Budget

Oregon Business Development Department
 Film and Video
 2013-15 Biennium

Governor's Budget
 Cross Reference Number: 12300-500-00-00-00000

<i>Description</i>	<i>Positions</i>	<i>Full-Time Equivalent (FTE)</i>	<i>ALL FUNDS</i>	<i>General Fund</i>	<i>Lottery Funds</i>	<i>Other Funds</i>	<i>Federal Funds</i>	<i>Nonlimited Other Funds</i>	<i>Nonlimited Federal Funds</i>
2011-13 Leg Adopted Budget	-	-	1,207,893	-	1,207,893	-	-	-	-
2011-13 Emergency Boards	-	-	(81,315)	-	(81,315)	-	-	-	-
2011-13 Leg Approved Budget	-	-	1,126,578	-	1,126,578	-	-	-	-
2013-15 Base Budget Adjustments									
Net Cost of Position Actions									
Administrative Biennialized E-Board, Phase-Out	-	-	-	-	-	-	-	-	-
Estimated Cost of Merit Increase	-	-	-	-	-	-	-	-	-
Base Debt Service Adjustment	-	-	-	-	-	-	-	-	-
Base Nonlimited Adjustment	-	-	-	-	-	-	-	-	-
Capital Construction	-	-	-	-	-	-	-	-	-
Subtotal 2013-15 Base Budget	-	-	1,126,578	-	1,126,578	-	-	-	-
020 - Phase In / Out Pgm & One-time Cost									
021 - Phase-in	-	-	-	-	-	-	-	-	-
022 - Phase-out Pgm & One-time Costs	-	-	-	-	-	-	-	-	-
Subtotal	-	-	-	-	-	-	-	-	-
030 - Inflation & Price List Adjustments									
Cost of Goods & Services Increase/(Decrease)	-	-	27,038	-	27,038	-	-	-	-
Subtotal	-	-	27,038	-	27,038	-	-	-	-
040 - Mandated Caseload									
040 - Mandated Caseload	-	-	-	-	-	-	-	-	-
050 - Fundshifts and Revenue Reductions									
050 - Fundshifts	-	-	-	-	-	-	-	-	-
060 - Technical Adjustments									

Summary of 2013-15 Biennium Budget

Oregon Business Development Department
 Film and Video
 2013-15 Biennium

Governor's Budget
 Cross Reference Number: 12300-500-00-00-00000

<i>Description</i>	<i>Positions</i>	<i>Full-Time Equivalent (FTE)</i>	<i>ALL FUNDS</i>	<i>General Fund</i>	<i>Lottery Funds</i>	<i>Other Funds</i>	<i>Federal Funds</i>	<i>Nonlimited Other Funds</i>	<i>Nonlimited Federal Funds</i>
060 - Technical Adjustments	-	-	-	-	-	-	-	-	-
Subtotal: 2013-15 Current Service Level	-	-	1,153,616	-	1,153,616	-	-	-	-

Summary of 2013-15 Biennium Budget

Oregon Business Development Department
 Film and Video
 2013-15 Biennium

Governor's Budget
 Cross Reference Number: 12300-500-00-00-00000

Description	Positions	Full-Time Equivalent (FTE)	ALL FUNDS	General Fund	Lottery Funds	Other Funds	Federal Funds	Nonlimited Other Funds	Nonlimited Federal Funds
Subtotal: 2013-15 Current Service Level	-	-	1,153,616	-	1,153,616	-	-	-	-
070 - Revenue Reductions/Shortfall									
070 - Revenue Shortfalls	-	-	-	-	-	-	-	-	-
Modified 2013-15 Current Service Level	-	-	1,153,616	-	1,153,616	-	-	-	-
080 - E-Boards									
081 - May 2012 E-Board	-	-	-	-	-	-	-	-	-
082 - September 2012 E-Board	-	-	-	-	-	-	-	-	-
083 - December 2012 E-Board	-	-	-	-	-	-	-	-	-
Subtotal Emergency Board Packages	-	-	-	-	-	-	-	-	-
Policy Packages									
090 - Analyst Adjustments	-	-	-	-	-	-	-	-	-
091 - Statewide Administrative Savings	-	-	-	-	-	-	-	-	-
092 - PERS Taxation Policy	-	-	-	-	-	-	-	-	-
093 - Other PERS Adjustments	-	-	-	-	-	-	-	-	-
101 - Oregon Innovation Council	-	-	-	-	-	-	-	-	-
102 - SPWF Re-capitalization	-	-	-	-	-	-	-	-	-
103 - Industry Competitiveness	-	-	-	-	-	-	-	-	-
104 - Strategic Reserve Fund	-	-	-	-	-	-	-	-	-
105 - Industrial Land Readiness and Site Certification	-	-	-	-	-	-	-	-	-
106 - OMWESB	-	-	-	-	-	-	-	-	-
107 - Brownfields Recapitalization	-	-	-	-	-	-	-	-	-
108 - IT Security and Standards Compliance	-	-	-	-	-	-	-	-	-
109 - Rural Capacity	-	-	-	-	-	-	-	-	-

Summary of 2013-15 Biennium Budget

Oregon Business Development Department
 Film and Video
 2013-15 Biennium

Governor's Budget
 Cross Reference Number: 12300-500-00-00-00000

<i>Description</i>	<i>Positions</i>	<i>Full-Time Equivalent (FTE)</i>	<i>ALL FUNDS</i>	<i>General Fund</i>	<i>Lottery Funds</i>	<i>Other Funds</i>	<i>Federal Funds</i>	<i>Nonlimited Other Funds</i>	<i>Nonlimited Federal Funds</i>
475 - Transfer of Seismic Rehabilitation Grant Program	-	-	-	-	-	-	-	-	-
476 - Seismic Rehabilitation Debt	-	-	-	-	-	-	-	-	-
Subtotal Policy Packages	-	-	-	-	-	-	-	-	-
Total 2013-15 Governor's Budget	-	-	1,153,616	-	1,153,616	-	-	-	-
Percentage Change From 2011-13 Leg Approved Budget	-	-	2.40%	-	2.40%	-	-	-	-
Percentage Change From 2013-15 Current Service Level	-	-	-	-	-	-	-	-	-

Summary of 2013-15 Biennium Budget

Oregon Business Development Department
Arts
2013-15 Biennium

Governor's Budget
Cross Reference Number: 12300-600-00-00-00000

<i>Description</i>	<i>Positions</i>	<i>Full-Time Equivalent (FTE)</i>	<i>ALL FUNDS</i>	<i>General Fund</i>	<i>Lottery Funds</i>	<i>Other Funds</i>	<i>Federal Funds</i>	<i>Nonlimited Other Funds</i>	<i>Nonlimited Federal Funds</i>
2011-13 Leg Adopted Budget	9	9.00	12,185,146	3,851,208	-	6,540,845	1,793,093	-	-
2011-13 Emergency Boards	-	-	(8,729)	(8,729)	-	-	-	-	-
2011-13 Leg Approved Budget	9	9.00	12,176,417	3,842,479	-	6,540,845	1,793,093	-	-
2013-15 Base Budget Adjustments									
Net Cost of Position Actions									
Administrative Biennialized E-Board, Phase-Out	-	-	88,084	74,071	-	14,013	-	-	-
Estimated Cost of Merit Increase	-	-	-	-	-	-	-	-	-
Base Debt Service Adjustment	-	-	-	-	-	-	-	-	-
Base Nonlimited Adjustment	-	-	-	-	-	-	-	-	-
Capital Construction	-	-	-	-	-	-	-	-	-
Subtotal 2013-15 Base Budget	9	9.00	12,264,501	3,916,550	-	6,554,858	1,793,093	-	-
Essential Packages									
010 - Non-PICS Pers Svc/Vacancy Factor									
Vacancy Factor (Increase)/Decrease	-	-	(16,289)	8,289	-	(24,578)	-	-	-
Non-PICS Personal Service Increase/(Decrease)	-	-	2,004	2,009	-	(5)	-	-	-
Subtotal	-	-	(14,285)	10,298	-	(24,583)	-	-	-
020 - Phase In / Out Pgm & One-time Cost									
021 - Phase-in	-	-	-	-	-	-	-	-	-
022 - Phase-out Pgm & One-time Costs	-	-	-	-	-	-	-	-	-
Subtotal	-	-	-	-	-	-	-	-	-
030 - Inflation & Price List Adjustments									
Cost of Goods & Services Increase/(Decrease)	-	-	246,800	68,578	-	135,129	43,093	-	-
State Gov't & Services Charges Increase/(Decrease)	-	-	8,323	5,535	-	2,788	-	-	-

Summary of 2013-15 Biennium Budget

Oregon Business Development Department
 Arts
 2013-15 Biennium

Governor's Budget
 Cross Reference Number: 12300-600-00-00-00000

<i>Description</i>	<i>Positions</i>	<i>Full-Time Equivalent (FTE)</i>	<i>ALL FUNDS</i>	<i>General Fund</i>	<i>Lottery Funds</i>	<i>Other Funds</i>	<i>Federal Funds</i>	<i>Nonlimited Other Funds</i>	<i>Nonlimited Federal Funds</i>
Subtotal	-	-	255,123	74,113	-	137,917	43,093	-	-
040 - Mandated Caseload									
040 - Mandated Caseload	-	-	-	-	-	-	-	-	-
050 - Fundshifts and Revenue Reductions									
050 - Fundshifts	-	-	-	-	-	-	-	-	-
060 - Technical Adjustments									
060 - Technical Adjustments	-	-	-	-	-	-	-	-	-
Subtotal: 2013-15 Current Service Level	9	9.00	12,505,339	4,000,961	-	6,668,192	1,836,186	-	-

Summary of 2013-15 Biennium Budget

Oregon Business Development Department
 Arts
 2013-15 Biennium

Governor's Budget
 Cross Reference Number: 12300-600-00-00-00000

Description	Positions	Full-Time Equivalent (FTE)	ALL FUNDS	General Fund	Lottery Funds	Other Funds	Federal Funds	Nonlimited Other Funds	Nonlimited Federal Funds
Subtotal: 2013-15 Current Service Level	9	9.00	12,505,339	4,000,961	-	6,668,192	1,836,186	-	-
070 - Revenue Reductions/Shortfall									
070 - Revenue Shortfalls	-	-	-	-	-	-	-	-	-
Modified 2013-15 Current Service Level	9	9.00	12,505,339	4,000,961	-	6,668,192	1,836,186	-	-
080 - E-Boards									
081 - May 2012 E-Board	-	-	9,006	9,006	-	-	-	-	-
082 - September 2012 E-Board	-	-	-	-	-	-	-	-	-
083 - December 2012 E-Board	-	-	-	-	-	-	-	-	-
Subtotal Emergency Board Packages	-	-	9,006	9,006	-	-	-	-	-
Policy Packages									
090 - Analyst Adjustments	-	-	500,000	500,000	-	-	-	-	-
091 - Statewide Administrative Savings	-	-	-	-	-	-	-	-	-
092 - PERS Taxation Policy	-	-	(4,647)	(2,893)	-	(1,754)	-	-	-
093 - Other PERS Adjustments	-	-	(37,173)	(23,144)	-	(14,029)	-	-	-
101 - Oregon Innovation Council	-	-	-	-	-	-	-	-	-
102 - SPWF Re-capitalization	-	-	-	-	-	-	-	-	-
103 - Industry Competitiveness	-	-	-	-	-	-	-	-	-
104 - Strategic Reserve Fund	-	-	-	-	-	-	-	-	-
105 - Industrial Land Readiness and Site Certification	-	-	-	-	-	-	-	-	-
106 - OMWESB	-	-	-	-	-	-	-	-	-
107 - Brownfields Recapitalization	-	-	-	-	-	-	-	-	-
108 - IT Security and Standards Compliance	-	-	-	-	-	-	-	-	-
109 - Rural Capacity	-	-	-	-	-	-	-	-	-

Summary of 2013-15 Biennium Budget

Oregon Business Development Department
 Arts
 2013-15 Biennium

Governor's Budget
 Cross Reference Number: 12300-600-00-00-00000

<i>Description</i>	<i>Positions</i>	<i>Full-Time Equivalent (FTE)</i>	<i>ALL FUNDS</i>	<i>General Fund</i>	<i>Lottery Funds</i>	<i>Other Funds</i>	<i>Federal Funds</i>	<i>Nonlimited Other Funds</i>	<i>Nonlimited Federal Funds</i>
475 - Transfer of Seismic Rehabilitation Grant Program	-	-	-	-	-	-	-	-	-
476 - Seismic Rehabilitation Debt	-	-	-	-	-	-	-	-	-
Subtotal Policy Packages	-	-	458,180	473,963	-	(15,783)	-	-	-
Total 2013-15 Governor's Budget	9	9.00	12,972,525	4,483,930	-	6,652,409	1,836,186	-	-
Percentage Change From 2011-13 Leg Approved Budget	-	-	6.50%	16.70%	-	1.70%	2.40%	-	-
Percentage Change From 2013-15 Current Service Level	-	-	3.70%	12.10%	-	-0.20%	-	-	-

Summary of 2013-15 Biennium Budget

**Oregon Business Development Department
Legislatively Directed Appropriations
2013-15 Biennium**

**Governor's Budget
Cross Reference Number: 12300-800-00-00-00000**

<i>Description</i>	<i>Positions</i>	<i>Full-Time Equivalent (FTE)</i>	<i>ALL FUNDS</i>	<i>General Fund</i>	<i>Lottery Funds</i>	<i>Other Funds</i>	<i>Federal Funds</i>	<i>Nonlimited Other Funds</i>	<i>Nonlimited Federal Funds</i>
2011-13 Leg Adopted Budget	-	-	-	-	-	-	-	-	-
2011-13 Emergency Boards	-	-	-	-	-	-	-	-	-
2011-13 Leg Approved Budget	-	-	-	-	-	-	-	-	-
2013-15 Base Budget Adjustments									
Net Cost of Position Actions									
Administrative Biennialized E-Board, Phase-Out	-	-	-	-	-	-	-	-	-
Estimated Cost of Merit Increase	-	-	-	-	-	-	-	-	-
Base Debt Service Adjustment	-	-	-	-	-	-	-	-	-
Base Nonlimited Adjustment	-	-	-	-	-	-	-	-	-
Capital Construction	-	-	-	-	-	-	-	-	-
Subtotal 2013-15 Base Budget	-	-	-	-	-	-	-	-	-
020 - Phase In / Out Pgm & One-time Cost									
021 - Phase-in	-	-	-	-	-	-	-	-	-
022 - Phase-out Pgm & One-time Costs	-	-	-	-	-	-	-	-	-
Subtotal	-	-	-	-	-	-	-	-	-
040 - Mandated Caseload									
040 - Mandated Caseload	-	-	-	-	-	-	-	-	-
050 - Fundshifts and Revenue Reductions									
050 - Fundshifts	-	-	-	-	-	-	-	-	-
060 - Technical Adjustments									
060 - Technical Adjustments	-	-	-	-	-	-	-	-	-
Subtotal: 2013-15 Current Service Level	-	-	-	-	-	-	-	-	-

Summary of 2013-15 Biennium Budget

Oregon Business Development Department
 Legislatively Directed Appropriations
 2013-15 Biennium

Governor's Budget
 Cross Reference Number: 12300-800-00-00-00000

Description	Positions	Full-Time Equivalent (FTE)	ALL FUNDS	General Fund	Lottery Funds	Other Funds	Federal Funds	Nonlimited Other Funds	Nonlimited Federal Funds
Subtotal: 2013-15 Current Service Level	-	-	-	-	-	-	-	-	-
070 - Revenue Reductions/Shortfall									
070 - Revenue Shortfalls	-	-	-	-	-	-	-	-	-
Modified 2013-15 Current Service Level	-	-	-	-	-	-	-	-	-
080 - E-Boards									
081 - May 2012 E-Board	-	-	-	-	-	-	-	-	-
082 - September 2012 E-Board	-	-	-	-	-	-	-	-	-
083 - December 2012 E-Board	-	-	-	-	-	-	-	-	-
Subtotal Emergency Board Packages	-	-	-	-	-	-	-	-	-
Policy Packages									
090 - Analyst Adjustments	-	-	-	-	-	-	-	-	-
091 - Statewide Administrative Savings	-	-	-	-	-	-	-	-	-
092 - PERS Taxation Policy	-	-	-	-	-	-	-	-	-
093 - Other PERS Adjustments	-	-	-	-	-	-	-	-	-
101 - Oregon Innovation Council	-	-	-	-	-	-	-	-	-
102 - SPWF Re-capitalization	-	-	-	-	-	-	-	-	-
103 - Industry Competitiveness	-	-	-	-	-	-	-	-	-
104 - Strategic Reserve Fund	-	-	-	-	-	-	-	-	-
105 - Industrial Land Readiness and Site Certification	-	-	-	-	-	-	-	-	-
106 - OMWESB	-	-	-	-	-	-	-	-	-
107 - Brownfields Recapitalization	-	-	-	-	-	-	-	-	-
108 - IT Security and Standards Compliance	-	-	-	-	-	-	-	-	-
109 - Rural Capacity	-	-	-	-	-	-	-	-	-

Summary of 2013-15 Biennium Budget

**Oregon Business Development Department
Legislatively Directed Appropriations
2013-15 Biennium**

**Governor's Budget
Cross Reference Number: 12300-800-00-00-00000**

<i>Description</i>	<i>Positions</i>	<i>Full-Time Equivalent (FTE)</i>	<i>ALL FUNDS</i>	<i>General Fund</i>	<i>Lottery Funds</i>	<i>Other Funds</i>	<i>Federal Funds</i>	<i>Nonlimited Other Funds</i>	<i>Nonlimited Federal Funds</i>
475 - Transfer of Seismic Rehabilitation Grant Program	-	-	-	-	-	-	-	-	-
476 - Seismic Rehabilitation Debt	-	-	-	-	-	-	-	-	-
Subtotal Policy Packages	-	-	-	-	-	-	-	-	-
Total 2013-15 Governor's Budget	-	-	-	-	-	-	-	-	-
Percentage Change From 2011-13 Leg Approved Budget	-	-	-	-	-	-	-	-	-
Percentage Change From 2013-15 Current Service Level	-	-	-	-	-	-	-	-	-

Summary of 2013-15 Biennium Budget

**Oregon Business Development Department
 Lottery Bond Debt Service
 2013-15 Biennium**

**Governor's Budget
 Cross Reference Number: 12300-900-00-00-00000**

<i>Description</i>	<i>Positions</i>	<i>Full-Time Equivalent (FTE)</i>	<i>ALL FUNDS</i>	<i>General Fund</i>	<i>Lottery Funds</i>	<i>Other Funds</i>	<i>Federal Funds</i>	<i>Nonlimited Other Funds</i>	<i>Nonlimited Federal Funds</i>
2011-13 Leg Adopted Budget	-	-	81,067,891	-	79,270,043	1,797,848	-	-	-
2011-13 Emergency Boards	-	-	3,152,044	-	2,830,159	321,885	-	-	-
2011-13 Leg Approved Budget	-	-	84,219,935	-	82,100,202	2,119,733	-	-	-
2013-15 Base Budget Adjustments									
Net Cost of Position Actions									
Administrative Biennialized E-Board, Phase-Out	-	-	-	-	-	-	-	-	-
Estimated Cost of Merit Increase	-	-	-	-	-	-	-	-	-
Base Debt Service Adjustment	-	-	(28,759,670)	-	(31,639,937)	2,880,267	-	-	-
Base Nonlimited Adjustment	-	-	-	-	-	-	-	-	-
Capital Construction	-	-	-	-	-	-	-	-	-
Subtotal 2013-15 Base Budget	-	-	55,460,265	-	50,460,265	5,000,000	-	-	-
020 - Phase In / Out Pgm & One-time Cost									
021 - Phase-in	-	-	-	-	-	-	-	-	-
022 - Phase-out Pgm & One-time Costs	-	-	-	-	-	-	-	-	-
Subtotal	-	-	-	-	-	-	-	-	-
040 - Mandated Caseload									
040 - Mandated Caseload	-	-	-	-	-	-	-	-	-
050 - Fundshifts and Revenue Reductions									
050 - Fundshifts	-	-	-	-	-	-	-	-	-
060 - Technical Adjustments									
060 - Technical Adjustments	-	-	-	-	-	-	-	-	-
Subtotal: 2013-15 Current Service Level	-	-	55,460,265	-	50,460,265	5,000,000	-	-	-

Summary of 2013-15 Biennium Budget

Oregon Business Development Department
 Lottery Bond Debt Service
 2013-15 Biennium

Governor's Budget
 Cross Reference Number: 12300-900-00-00-00000

Description	Positions	Full-Time Equivalent (FTE)	ALL FUNDS	General Fund	Lottery Funds	Other Funds	Federal Funds	Nonlimited Other Funds	Nonlimited Federal Funds
Subtotal: 2013-15 Current Service Level	-	-	55,460,265	-	50,460,265	5,000,000	-	-	-
070 - Revenue Reductions/Shortfall									
070 - Revenue Shortfalls	-	-	-	-	-	-	-	-	-
Modified 2013-15 Current Service Level	-	-	55,460,265	-	50,460,265	5,000,000	-	-	-
080 - E-Boards									
081 - May 2012 E-Board	-	-	-	-	-	-	-	-	-
082 - September 2012 E-Board	-	-	-	-	-	-	-	-	-
083 - December 2012 E-Board	-	-	-	-	-	-	-	-	-
Subtotal Emergency Board Packages	-	-	-	-	-	-	-	-	-
Policy Packages									
090 - Analyst Adjustments	-	-	-	-	-	-	-	-	-
091 - Statewide Administrative Savings	-	-	-	-	-	-	-	-	-
092 - PERS Taxation Policy	-	-	-	-	-	-	-	-	-
093 - Other PERS Adjustments	-	-	-	-	-	-	-	-	-
101 - Oregon Innovation Council	-	-	-	-	-	-	-	-	-
102 - SPWF Re-capitalization	-	-	5,981,990	-	5,981,990	-	-	-	-
103 - Industry Competitiveness	-	-	-	-	-	-	-	-	-
104 - Strategic Reserve Fund	-	-	-	-	-	-	-	-	-
105 - Industrial Land Readiness and Site Certification	-	-	-	-	-	-	-	-	-
106 - OMWESB	-	-	-	-	-	-	-	-	-
107 - Brownfields Recapitalization	-	-	-	-	-	-	-	-	-
108 - IT Security and Standards Compliance	-	-	-	-	-	-	-	-	-
109 - Rural Capacity	-	-	-	-	-	-	-	-	-

Summary of 2013-15 Biennium Budget

Oregon Business Development Department
 Lottery Bond Debt Service
 2013-15 Biennium

Governor's Budget
 Cross Reference Number: 12300-900-00-00-00000

<i>Description</i>	<i>Positions</i>	<i>Full-Time Equivalent (FTE)</i>	<i>ALL FUNDS</i>	<i>General Fund</i>	<i>Lottery Funds</i>	<i>Other Funds</i>	<i>Federal Funds</i>	<i>Nonlimited Other Funds</i>	<i>Nonlimited Federal Funds</i>
475 - Transfer of Seismic Rehabilitation Grant Program	-	-	-	-	-	-	-	-	-
476 - Seismic Rehabilitation Debt	-	-	-	-	-	-	-	-	-
Subtotal Policy Packages	-	-	5,981,990	-	5,981,990	-	-	-	-
Total 2013-15 Governor's Budget	-	-	61,442,255	-	56,442,255	5,000,000	-	-	-
Percentage Change From 2011-13 Leg Approved Budget	-	-	-27.00%	-	-31.30%	135.90%	-	-	-
Percentage Change From 2013-15 Current Service Level	-	-	10.80%	-	11.90%	-	-	-	-

PROGRAM PRIORITIZATION FOR 2013-15

Agency Name: Oregon Business Development Department (Business Oregon)																			Agency Number: 12300
2013-15 Biennium																			Agency Number: 12300
Agency-Wide																			Agency Number: 12300
Program/Division Priorities for 2013-15 Biennium at Current Service Level (CSL)																			Agency Number: 12300
1	2	3	4	5	6	7	8	9	10	11	12	13	14	15	16	17	18	19	20
Priority (ranked with highest priority first)	Agency Initials	Program or Activity Initials	Program Unit/Activity Description	Identify Key Performance Measure(s)	Primary Purpose Program-Activity Code	GF	LF	OF	NL-OF	FF	NL-FF	TOTAL FUNDS	Pos.	FTE	New or Enhanced Program (Y/N)	Included as Reduction Option (Y/N)	Legal Req. Code (C, D, FM, FO, S)	Legal Citation	
Agcy	Prgm/Div																		
1	1	OBDD	S.S., BITD, & IFA	Administrative Costs	1, 2, 3, 4, 5, 6, 7, 10	6	18,189,119	12,266,705		2,032,623		\$ 32,488,347	111	109.50	N	Y			
2	2	OBDD	SRF	Strategic Reserve	1, 2, 3	6	15,303,358	319,276				\$ 15,622,634			N	Y			
3	3	OBDD	ICF	Industry Competitiveness	4, 6	6	1,356,799					\$ 1,356,799			N	Y			
4	2	OBDD	IFA Pgm	Infrastructure Financing Programs	8, 9	2		716,301	195,034,253	27,376,651		\$ 223,127,205			N	Y			
5	4	OBDD	BFS	Business Finance	1, 2, 3	6		1,255,773	12,104,456	4,551,641		\$ 17,911,870			N	Y			
6	1	OBDD	F&V	Film & Video Office	n/a	6	1,153,616					\$ 1,153,616			N	Y			
7	5	OBDD	Bmflds	Certified Sites/Brownfields	7	6		204,932	3,202,296	2,644,643		\$ 6,051,871			N	Y			
8	6	OBDD	OMWESB	Minority-, Women-Owned Emerging Small Business	n/a	6		1,030,265				\$ 1,030,265	5	5.00	N	Y			
9	1	OBDD	OAC	Arts Commission	n/a	11	4,000,961	773,850			1,836,186	\$ 6,610,997	6	6.00	N	Y			
10	7	OBDD	Biz Asst	Direct Business Assistance	5	6	2,195,483	87,429				\$ 2,282,912			N	Y			
11	2	OBDD	OCT	Cultural Trust	n/a	11		5,894,342				\$ 5,894,342	3	3.00	N	Y			
12	8	OBDD	Unalloc	Unallocated BIT Fund - interest earnings which Commission has not allocated to specific programs.	n/a	6	2,936,627	818,307				\$ 3,754,934			N	Y			
unranked	OECD	DS		Lottery bond debt service primarily benefiting infrastructure programs	7, 8, 9	2	50,460,265	5,000,000				\$ 55,460,265			N	N	D		
							4,000,961	91,595,267	28,367,180	210,341,005	38,441,644	-	\$ 372,746,057	125	123.50				

6. Performance Measures

- 1 # jobs created
- 2 # jobs retained
- 3 Income tax generated
- 4 New export sales
- 5 % of businesses remaining in business
- 6 % of SBIR/STTP funding
- 7 # sites certified
- 8 # community capital projects for construction
- 9 # community capital projects for planning
- 10 Customer service

7. Primary Purpose Program/Activity Exists

- 1 Civil Justice
- 2 Community Development
- 3 Consumer Protection
- 4 Administrative Function
- 5 Criminal Justice
- 6 Economic Development
- 7 Education & Skill Development
- 8 Emergency Services
- 9 Environmental Protection
- 10 Public Health
- 11 Recreation, Heritage, or Cultural
- 12 Social Support

19. Legal Requirement Code

- C Constitutional
- D Debt Service
- FM Federal - Mandatory
- FO Federal - Optional (once you choose to participate, certain requirements exist)
- S Statutory

Document criteria used to prioritize activities:

OBDD Director, Tim McCabe, determined retaining agency staff is our highest priority. The remainder of agency programs were prioritized based on return on investment (# of jobs retained/created, personal income tax revenue to the General Fund, and leveraged funds) and agency priority categories using a weighted methodology.

PROGRAM PRIORITIZATION FOR 2013-15

Agency Name: Oregon Business Development Department (Business Oregon)																			Agency Number: 12300	
2013-15 Biennium																				
Shared Services																				
Program/Division Priorities for 2013-15 Biennium at Current Service Level (CSL)																				
1	2	3	4	5	6	7	8	9	10	11	12	13	14	15	16	17	18	19	20	
Priority (ranked with highest priority first)	Agency Initials	Program or Activity Initials	Program Unit/Activity Description	Identify Key Performance Measure(s)	Primary Purpose Program- Activity Code	GF	LF	OF	NL-OF	FF	NL-FF	TOTAL FUNDS	Pos.	FTE	New or Enhanced Program (Y/N)	Included as Reduction Option (Y/N)	Legal Req. Code (C, D, FM, FO, S)	Legal Citation		
Agcy	Prgm/ Div																			
1	1	OBDD	S.S.	Administrative Costs	10	6		7,156,781	921,326			\$ 8,078,107	30	30.00	N	Y				
												\$ -								
												\$ -								
												\$ -								
												\$ -								
												\$ -								
												\$ -								
												\$ -								
												\$ -								
												\$ 8,078,107	30	30.00						

6. Performance Measures

- 1 # jobs created
- 2 # jobs retained
- 3 Income tax generated
- 4 New export sales
- 5 % of businesses remaining in business
- 6 % of SBIR/STTP funding
- 7 # sites certified
- 8 # community capital projects for construction
- 9 # community capital projects for planning
- 10 Customer service

7. Primary Purpose Program/Activity Exists

- 1 Civil Justice
- 2 Community Development
- 3 Consumer Protection
- 4 Administrative Function
- 5 Criminal Justice
- 6 Economic Development
- 7 Education & Skill Development
- 8 Emergency Services
- 9 Environmental Protection
- 10 Public Health
- 11 Recreation, Heritage, or Cultural
- 12 Social Support

19. Legal Requirement Code

- C Constitutional
- D Debt Service
- FM Federal - Mandatory
- FO Federal - Optional (once you choose to participate, certain requirements exist)
- S Statutory

Document criteria used to prioritize activities:

OBDD Director, Tim McCabe determined retaining agency staff is our highest priority. The remainder of agency programs were prioritized based on return on investment (# of jobs retained/created, personal income tax revenue to the General fund, and leveraged funds) and agency priority categories using a weighted methodology.

PROGRAM PRIORITIZATION FOR 2013-15

Agency Name: Oregon Business Development Department (Business Oregon)																			Agency Number: 12300
2013-15 Biennium																			Agency Number: 12300
Business, Innovation & Trade																			
Program/Division Priorities for 2013-15 Biennium at Current Service Level (CSL)																			
1	2	3	4	5	6	7	8	9	10	11	12	13	14	15	16	17	18	19	20
Priority (ranked with highest priority first)	Agency Initials	Program or Activity Initials	Program Unit/Activity Description	Identify Key Performance Measure(s)	Primary Purpose Program- Activity Code	GF	LF	OF	NL-OF	FF	NL-FF	TOTAL FUNDS	Pos.	FTE	New or Enhanced Program (Y/N)	Included as Reduction Option (Y/N)	Legal Req. Code (C, D, FM, FO, S)	Legal Citation	
Agcy	Prgm/ Div																		
1	1	OBDD	BITD	Administrative Costs	1, 2, 3, 4, 5, 6, 7, 10	6		11,032,338	4,384,716		418,104	\$ 15,835,158	48	46.50	N	Y			
2	2	OBDD	SRF	Strategic Reserve	1, 2, 3	6		15,303,358	319,276			\$ 15,622,634			N	Y			
3	3	OBDD	ICF	Industry Competitiveness	4, 6	6		1,356,799				\$ 1,356,799			N	Y			
5	4	OBDD	BFS	Business Finance	1, 2, 3	6			1,255,773	12,104,456	4,551,641	\$ 17,911,870			N	Y			
7	5	OBDD	Bmfls	Certified Sites/Brownfields	7	6			204,932	3,202,296	2,644,643	\$ 6,051,871			N	Y			
8	6	OBDD	OMWESB	Minority-, Women-Owned Emerging Small Business	n/a	6			1,030,265			\$ 1,030,265	5	5.00	N	Y			
10	7	OBDD	Biz Asst	Direct Business Assistance	5	6		2,195,483	87,429			\$ 2,282,912			N	Y			
12	8	OBDD	Unalloc	Unallocated BIT Fund - interest earnings which Commission has not allocated to specific programs.	n/a	6		2,936,627	818,307			\$ 3,754,934			N	Y			
												\$ -							
								32,824,605	8,100,698	15,306,752	7,614,388	\$ 63,846,443	53	51.50					

6. Performance Measures

- 1 # jobs created
- 2 # jobs retained
- 3 Income tax generated
- 4 New export sales
- 5 % of businesses remaining in business
- 6 % of SBIR/STTP funding
- 7 # sites certified
- 8 # community capital projects for construction
- 9 # community capital projects for planning
- 10 Customer service

7. Primary Purpose Program/Activity Exists

- 1 Civil Justice
- 2 Community Development
- 3 Consumer Protection
- 4 Administrative Function
- 5 Criminal Justice
- 6 Economic Development
- 7 Education & Skill Development
- 8 Emergency Services
- 9 Environmental Protection
- 10 Public Health
- 11 Recreation, Heritage, or Cultural
- 12 Social Support

19. Legal Requirement Code

- C Constitutional
- D Debt Service
- FM Federal - Mandatory
- FO Federal - Optional (once you choose to participate, certain requirements exist)
- S Statutory

Document criteria used to prioritize activities:

OBDD Director, Tim McCabe, determined retaining agency staff is our highest priority. The remainder of agency programs were prioritized based on return on investment (# of jobs retained/created, personal income tax revenue to the General Fund, and leveraged funds) and agency priority categories using a weighted methodology.

PROGRAM PRIORITIZATION FOR 2013-15

Agency Name: Oregon Business Development Department (Business Oregon)																			Agency Number: 12300	
2013-15 Biennium																				
Infrastructure Financing																				
Program/Division Priorities for 2013-15 Biennium at Current Service Level (CSL)																				
1	2	3	4	5	6	7	8	9	10	11	12	13	14	15	16	17	18	19	20	
Priority (ranked with highest priority first)	Agency Initials	Program or Activity Initials	Program Unit/Activity Description	Identify Key Performance Measure(s)	Primary Purpose Program-Activity Code	GF	LF	OF	NL-OF	FF	NL-FF	TOTAL FUNDS	Pos.	FTE	New or Enhanced Program (Y/N)	Included as Reduction Option (Y/N)	Legal Req. Code (C, D, FM, FO, S)	Legal Citation		
Agcy	Prgm/ Div																			
1	1	OBDD	IFA Ops	Administrative Costs	8, 9, 10	2			6,960,663		1,614,419		\$ 8,575,082	33	33.00	N	Y			
4	2	OBDD	IFA Pgrm	Infrastructure Financing Programs	8, 9	2			716,301	195,034,253	27,376,651		\$ 223,127,205			N	Y			
													\$ -							
													\$ -							
													\$ -							
													\$ -							
													\$ -							
													\$ -							
									7,676,964	195,034,253	28,991,070		\$ 231,702,287	33	33.00					

6. Performance Measures

- 1 # jobs created
- 2 # jobs retained
- 3 Income tax generated
- 4 New export sales
- 5 % of businesses remaining in business
- 6 % of SBIR/STTP funding
- 7 # sites certified
- 8 # community capital projects for construction
- 9 # community capital projects for planning
- 10 Customer service

7. Primary Purpose Program/Activity Exists

- 1 Civil Justice
- 2 Community Development
- 3 Consumer Protection
- 4 Administrative Function
- 5 Criminal Justice
- 6 Economic Development
- 7 Education & Skill Development
- 8 Emergency Services
- 9 Environmental Protection
- 10 Public Health
- 11 Recreation, Heritage, or Cultural
- 12 Social Support

19. Legal Requirement Code

- C Constitutional
- D Debt Service
- FM Federal - Mandatory
- FO Federal - Optional (once you choose to participate, certain requirements exist)
- S Statutory

Document criteria used to prioritize activities:

OBDD Director, Tim McCabe determined retaining agency staff is our highest priority. The remainder of agency programs were prioritized based on return on investment (# of jobs retained/created, personal income tax revenue to the General fund, and leveraged funds) and agency priority categories using a weighted methodology.

PROGRAM PRIORITIZATION FOR 2013-15

Agency Name: Oregon Business Development Department (Business Oregon)																		
2013-15 Biennium																	Agency Number: 12300	
Film & Video																		
Program/Division Priorities for 2013-15 Biennium at Current Service Level (CSL)																		
1	2	3	4	5	6	7	8	9	10	11	12	13	14	15	16	17	18	19
Priority (ranked with highest priority first)	Agency initials	Program or Activity Initials	Program Unit/Activity Description	Identify Key Performance Measure(s)	Primary Purpose Program-Activity Code	GF	LF	OF	NL-OF	FF	NL-FF	TOTAL FUNDS	Pos.	FTE	New or Enhanced Program (Y/N)	Included as Reduction Option (Y/N)	Legal Req. Code (C, D, FM, FO, S)	
Agcy	Prgm/Div																	
6	1	OBDD	F&V	Film & Video Office	n/a	6	1,153,616					\$ 1,153,616			N	Y		
												\$ -						
												\$ -						
												\$ -						
												\$ -						
												\$ -						
												\$ -						
							1,153,616					\$ 1,153,616	0	0.00				

6. Performance Measures

- 1 # jobs created
- 2 # jobs retained
- 3 Income tax generated
- 4 New export sales
- 5 % of businesses remaining in business
- 6 % of SBIR/STTP funding
- 7 # sites certified
- 8 # community capital projects for construction
- 9 # community capital projects for planning
- 10 Customer service

7. Primary Purpose Program/Activity Exists

- 1 Civil Justice
- 2 Community Development
- 3 Consumer Protection
- 4 Administrative Function
- 5 Criminal Justice
- 6 Economic Development
- 7 Education & Skill Development
- 8 Emergency Services
- 9 Environmental Protection
- 10 Public Health
- 11 Recreation, Heritage, or Cultural
- 12 Social Support

19. Legal Requirement Code

- C Constitutional
- D Debt Service
- FM Federal - Mandatory
- FO Federal - Optional (once you choose to participate certain requirements exist)
- S Statutory

Document criteria used to prioritize activities:

OBDD Director, Tim McCabe determined retaining agency staff is our highest priority. The remainder of agency programs were prioritized based on return on investment (# of jobs retained/created, personal income tax revenue to the General fund, and leveraged funds) and agency priority categories using a weighted methodology.

PROGRAM PRIORITIZATION FOR 2013-15

Agency Name: Oregon Business Development Department (Business Oregon)																			
2013-15 Biennium															Agency Number: 12300				
Arts & Culture																			
Program/Division Priorities for 2013-15 Biennium at Current Service Level (CSL)																			
1	2	3	4	5	6	7	8	9	10	11	12	13	14	15	16	17	18	19	20
Priority (ranked with highest priority first)	Agency Initials	Program or Activity Initials	Program Unit/Activity Description	Identify Key Performance Measure(s)	Primary Purpose Program- Activity Code	GF	LF	OF	NL-OF	FF	NL-FF	TOTAL FUNDS	Pos.	FTE	New or Enhanced Program (Y/N)	Included as Reduction Option (Y/N)	Legal Req. Code (C, D, FM, FO, S)	Legal Citation	
9	1	OBDD	OAC	Arts Commission	n/a	11	4,000,961		773,850			1,836,186		\$ 6,610,997	6	6.00	N	Y	
11	2	OBDD	OCT	Cultural Trust	n/a	11			5,894,342			\$ 5,894,342	3	3.00	N	Y			
												\$ -							
												\$ -							
												\$ -							
												\$ -							
												\$ -							
							4,000,961	-	6,668,192	-		1,836,186	-	\$ 12,505,339	9	9.00			

6. Performance Measures

- 1 # jobs created
- 2 # jobs retained
- 3 Income tax generated
- 4 New export sales
- 5 % of businesses remaining in business
- 6 % of SBIR/STTP funding
- 7 # sites certified
- 8 # community capital projects for construction
- 9 # community capital projects for planning
- 10 Customer service

7. Primary Purpose Program/Activity Exists

- 1 Civil Justice
- 2 Community Development
- 3 Consumer Protection
- 4 Administrative Function
- 5 Criminal Justice
- 6 Economic Development
- 7 Education & Skill Development
- 8 Emergency Services
- 9 Environmental Protection
- 10 Public Health
- 11 Recreation, Heritage, or Cultural
- 12 Social Support

19. Legal Requirement Code

- C Constitutional
- D Debt Service
- FM Federal - Mandatory
- FO Federal - Optional (once you choose to participate, certain requirements exist)
- S Statutory

Document criteria used to prioritize activities:

OBDD Director, Tim McCabe, determined retaining agency staff is our highest priority. The remainder of agency programs were prioritized based on return on investment (# of jobs retained/created, personal income tax revenue to the General fund, and leveraged funds) and agency priority categories using a weighted methodology.

PROGRAM PRIORITIZATION FOR 2013-15

Agency Name: Oregon Business Development Department (Business Oregon)																			
2013-15 Biennium															Agency Number: 12300				
Lottery Debt Service																			
Program/Division Priorities for 2013-15 Biennium at Current Service Level (CSL)																			
1	2	3	4	5	6	7	8	9	10	11	12	13	14	15	16	17	18	19	20
Priority (ranked with highest priority first)	Agency Initials	Program or Activity Initials	Program Unit/Activity Description	Identify Key Performance Measure(s)	Primary Purpose Program- Activity Code	GF	LF	OF	NL-OF	FF	NL-FF	TOTAL FUNDS	Pos.	FTE	New or Enhanced Program (Y/N)	Included as Reduction Option (Y/N)	Legal Req. Code (C, D, FM, FO, S)	Legal Citation	
unranked	OECDD	DS	lottery bond debt service primarily benefiting infrastructure programs	7, 8, 9	2		50,460,265	5,000,000				\$ 55,460,265			N	N	D		
												\$ -							
												\$ -							
												\$ -							
												\$ -							
												\$ -							
												\$ -							
												\$ -							
							-	50,460,265	5,000,000			\$ 55,460,265	0	0.00					

6. Performance Measures

- 1 # jobs created
- 2 # jobs retained
- 3 Income tax generated
- 4 New export sales
- 5 % of businesses remaining in business
- 6 % of SBIR/STTP funding
- 7 # sites certified
- 8 # community capital projects for construction
- 9 # community capital projects for planning
- 10 Customer service

7. Primary Purpose Program/Activity Exists

- 1 Civil Justice
- 2 Community Development
- 3 Consumer Protection
- 4 Administrative Function
- 5 Criminal Justice
- 6 Economic Development
- 7 Education & Skill Development
- 8 Emergency Services
- 9 Environmental Protection
- 10 Public Health
- 11 Recreation, Heritage, or Cultural
- 12 Social Support

19. Legal Requirement Code

- C Constitutional
- D Debt Service
- FM Federal - Mandatory
- FO Federal - Optional (once you choose to participate, certain requirements exist)
- S Statutory

Document criteria used to prioritize activities:

OBDD Director, Tim McCabe determined retaining agency staff is our highest priority. The remainder of agency programs were prioritized based on return on investment (# of jobs retained/created, personal income tax revenue to the General fund, and leveraged funds) and agency priority categories using a weighted methodology.

This Page Intentionally Left Blank

10% REDUCTIONS OPTIONS (ORS 291.216)

GENERAL FUNDS

ACTIVITY OR PROGRAM	DESCRIBE REDUCTION	AMOUNT	RANK AND JUSTIFICATION
5% OPTIONS			
Arts – Cultural Tourism Grant Category	Eliminates the grant category which supports arts based cultural tourism activities. This grant category supports economic activities in urban and rural locations around Oregon. Will eliminate leveraged local contributions and earned revenue of over \$1.1 million. Developed in collaboration with Travel Oregon, the Arts Commission has supported over 50 cultural tourism projects since this program was started in 2008. The activities have developed local cultural tourism product, adding to the marketability of local communities as destinations for out of town visitors. This reduction will impact Oregon’s federal 1:1 match requirement to the National Endowment for the Arts.	\$140,000	1 – based on priority ranking of programs
Arts – Creative Capacity Initiative	Eliminates year 1 of the consulting support to arts organizations, part of the Arts Capacity Building work that has resulted in improved operational strength and stronger business models for participating organizations. The reduction will decrease direct service to arts groups outside the metro area where no alternative services are available.	\$60,048	2 – based on priority ranking of programs
10% OPTIONS			
Arts – Creative Capacity Initiative	Eliminates year 2 of the consulting support to arts organizations, part of the Arts Capacity Building work that has resulted in improved operational strength and stronger business models for participating organizations. The reduction will eliminate direct service to arts groups in rural areas outside the metro area where no alternative services are available.	\$70,000	3 - based on priority ranking of programs
Arts – Creative Capacity Initiative	25% reduction to Capacity grants to arts organizations, critical matching grants that support efforts to strengthen arts organization overall performance to deliver quality arts programs across Oregon. Reduction will eliminate funding to approximately 10 arts groups needing organizational development support in order to better present public programs.	\$130,048	4 - based on priority ranking of programs

10% REDUCTIONS OPTIONS (ORS 291.216)

LOTTERY FUNDS

ACTIVITY OR PROGRAM	DESCRIBE REDUCTION	AMOUNT	RANK AND JUSTIFICATION
5% OPTIONS			
Uncommitted carryover	Estimated available cash balance. Lottery Fund carryover is used for cash flow at the beginning of each biennial cycle, as Lottery Fund allocations are not received until after the first quarter. This reduction could cause cash flow issues.	\$200,000	1 – does not impact any existing programs or staffing.
Shared Services IS Section	Reduction in Information Services Section services & supplies budget – specifically IT Professional Services.	\$92,656	2 – based on priority ranking of programs
Film & Video	5% reduction. Represents a 23% reduction to Marketing & Advertising which will affect the Film Office's ability to attract new business to Oregon and will lower awareness of Oregon in the Film market. Reduction to travel will lower the presence of the Film Office around the state.	\$57,681	3 – based on priority ranking of programs
Business, Innovation, Trade (Program)	5% reduction in BIT Unallocated Funds	\$147,000	4 – Least impact on BITD staff and programs
Business, Innovation, Trade (Program)	5% reduction to Strategic Reserve Fund. This reduction will negatively impact job creation and retention.	\$765,000	5 – Offers significant budget reduction with minimal direct impact to staff and other program resources
Business, Innovation, Trade – Operations	Reduction to Business Services Section – travel reductions which will minimize the ability to provide technical assistance to underserved communities.	\$3,845	6 – Reduction that can be absorbed by reducing travel allocation to Council and staff trips.
Business, Innovation, Trade – Operations	Reductions to Administration and Clean Tech Section – reductions to professional services contracting that support industry research and analysis that supports recruitment work of agency.	\$36,000	7 – Limits impact on staff and program funding that have direct and significant impacts on companies needing our services; ec dev partners requests will help offset funding loss

10% REDUCTIONS OPTIONS (ORS 291.216)

LOTTERY FUNDS

ACTIVITY OR PROGRAM	DESCRIBE REDUCTION	AMOUNT	RANK AND JUSTIFICATION
Business, Innovation, Trade (Program) Industry Competitiveness Fund	6.8% reduction - ICF (\$68 K), Oregon Manufacturing Extension Partnership (\$25 K), and Small Business Assistance Program (\$95 K). This reduction will reduce the ability to provide state matching funds for federal requirements which will negatively impact job creation and profitability of Oregon manufacturers and small businesses who participate in these technical assistance programs.	\$93,000	8 – Reduction in state matching funds to these programs will have a significant impact resulting in over 20% loss in operating funds to partner organizations.
Business, Innovation, Trade (Program) Direct Business Assistance Programs	5.4% reduction in total to these programs: Small Business Development Center (SBDC) Network, Government Contract Assistance Program (GCAP) and Business Retention Program.	\$110,500	9 – Program reductions can be managed via contract adjustments to help offset impacts to organization partners.
Business, Innovation, Trade – Operations	Reductions to Business Development Section – reduce professional services contracting services that support industrial lands research and instate travel. The reductions in travel will significantly impact the outreach efforts of the Business Development Officers and Industrial Lands Specialist.	\$120,000	10 – Outreach and funding of business readiness services are important elements of supporting business expansion and recruitment of companies.
Business, Innovation, Trade – Operations	Reductions to Global Strategies Section – reductions will reduce number of state-wide outreach trips Global Trade team is able to conduct to recruit, train, and consult on exporting and export financing. Will reduce the number of international trade events Global Trade team can travel to in order to support Oregon Small & Medium Enterprises. Will reduce number of networking and educational events team can attend. Will eliminate European Union trade representation for entire biennium.	\$193,500	11 – Impact on trade strategy that is critical to Oregon’s economic recovery and the ability to maximize benefits of companies participation in STEP and OTPP programs.

10% REDUCTIONS OPTIONS (ORS 291.216)

LOTTERY FUNDS

ACTIVITY OR PROGRAM	DESCRIBE REDUCTION	AMOUNT	RANK AND JUSTIFICATION
Business, Innovation, Trade (Program)	Additional 4.9% reduction in BIT Unallocated Funds; cumulative reduction is 9.9%.	\$145,000	12 – Least impact on BITD staff and programs
Business, Innovation, Trade – Operations	Additional reductions to Administration and Clean Tech Section – further reducing funding for professional services contracting, and travel for recruitment officer. Reducing the travel budget will hamper recruitment leads which will result in fewer new jobs, lower sales for existing businesses, and less investment in Oregon. These reductions affect the ability of the team to contract for due diligence, or speed up responses on projects.	\$74,000	13 – Reduction in professional services funds will be partially mitigated through requests from other local ec dev partners.
Business, Innovation, Trade – Operations	Additional reduction to Business Services Section – travel reductions which will minimize the ability to provide technical assistance to underserved communities	\$3,893	14 – Reduction will be absorbed with reduction to Oregon Small Business Council’s travel budget.
10% OPTIONS			
Business, Innovation, Trade (Program)	Additional 4.8% reduction to Strategic Reserve Fund; cumulative reduction is 9.8%. This reduction will negatively impact job creation and retention.	\$735,000	15 – Offers significant budget reduction with minimal direct impact to staff and other program resources.
Business, Innovation, Trade (Program) Industry Competitiveness Fund	Additional 11% reduction - ICF (\$67 K), Oregon Manufacturing Extension Partnership (\$25 K), Oregon Trade Promotion Program (\$57 K); cumulative reduction is 17.8%. This reduction will reduce the ability to provide state matching funds for federal requirements of the State Trade Export Program (STEP), and the overall Oregon Trade Promotion Program (OTPP).	\$149,000	16 – Reductions will reduce ability to support business cluster initiatives and support for the businesses requested Oregon Trade Promotion Program (OTPP) grants.

10% REDUCTIONS OPTIONS (ORS 291.216)

LOTTERY FUNDS

ACTIVITY OR PROGRAM	DESCRIBE REDUCTION	AMOUNT	RANK AND JUSTIFICATION
Business, Innovation, Trade (Program) Direct Business Assistance Programs	Additional 9.7% reduction in total to these programs; cumulative reduction is 15.1%. Small Business Development Center (SBDC) Network, Government Contract Assistance Program (GCAP) and Business Retention Program.	\$198,000	17 – Additional program reductions will be significant to organization partners operations.
Shared Services IS Section	Eliminate 1 pos / 1.00 FTE. Eliminating this position will severely limit the Information Services Section's ability to respond to agency desktop issues. This will create a workload issue for remaining staff and will reduce the agency's ability to take on medium to large size projects.	\$171,186	18 – based on priority ranking of programs
Film & Video	5% additional reduction; cumulative reduction is 10%. Reduces advertising and marketing budget by an additional 22%, reduces travel budget by another 47.5% and eliminates funds dedicated for Los Angeles recruitment. These cuts would reduce the office's ability to market Oregon and recruit projects to the state. Without an effective marketing budget for the L.A. market, OFVO estimates as much as a 50% drop in new projects. In 2009 the total number of film, television, and commercial spending on new projects in Oregon was \$62 million.	\$57,681	19 – based on priority ranking of programs
Business, Innovation, Trade – Operations	Additional reductions to Business Development Section – Eliminate 1 pos / 1.00 FTE. This will reduce statewide retention and expansion opportunities by 15% or approximately 45 business opportunities. Reduced sponsorship funds will impact economic development partners and reduce the agencies outreach efforts.	\$220,705	20 – Outreach and funding of business development position will significantly impact agency's core mission to business expansion and recruitment efforts.

10% REDUCTIONS OPTIONS (ORS 291.216)

LOTTERY FUNDS

ACTIVITY OR PROGRAM	DESCRIBE REDUCTION	AMOUNT	RANK AND JUSTIFICATION
Shared Services Director's Office	Eliminates travel necessary to promote the state's economic development opportunities in foreign markets.	\$119,000	21 – based on priority ranking of programs
Business, Innovation, Trade (Program)	Additional 13.7% reduction in BIT Unallocated Funds; cumulative reduction is 23.6%.	\$402,000	22 – Least impact on BITD staff and programs
Shared Services	Eliminate Services & Supplies budget supporting eliminated positions (travel, phone, training, office expense, etc.)	\$13,422	23 – based on priority ranking of programs
** ADD'L OPTIONS RELATED TO INCLUSION OF DEBT SERVICE IN CALCULATION			
Business, Innovation, Trade – Operations	Additional reductions to Global Strategies Section – Eliminate 1 pos / 1.00 FTE which will reduce the number of Oregon Small & Medium Enterprises that can be served through the export program. Will further reduce the number of state-wide outreach trips Global Trade team is able to conduct to recruit, train, and consult on exporting and export financing. Will further reduce the number of international trade events the Global Trade team can travel to in order to support Oregon Small/Medium Enterprises. Will eliminate the European Union trade representation for the second year of the biennium.	\$156,320	24 – Staff reductions and impact on global trade strategy will adversely impact economic recovery for small & medium size businesses.
Business, Innovation, Trade (Program)	13.7% additional reduction to Strategic Reserve Fund; cumulative reduction is 23.5%. This reduction is anticipated to result in the loss of over 3,000 jobs retained or created in Oregon.	\$2,105,861	25 – Offers significant budget reduction with minimal direct impact to staff and other program resources.

10% REDUCTIONS OPTIONS (ORS 291.216)

LOTTERY FUNDS

ACTIVITY OR PROGRAM	DESCRIBE REDUCTION	AMOUNT	RANK AND JUSTIFICATION
Business, Innovation, Trade – Operations	Additional reduction to Business Services Section – Eliminates 1 pos / 0.50 FTE. Eliminates state participation with most minority, women and emerging small business development organizations. Significant travel reduction which will minimize ability to provide technical assistance to underserved communities	\$131,015	26 – Staff reduction and travel reductions are significant but will be mitigated by other staff assuming these responsibilities.
Business, Innovation, Trade (Program) Direct Business Assistance Programs	Additional 11.1% reduction in total to these programs; cumulative reduction is 26.2%. Small Business Development Center (SBDC) Network, Government Contract Assistance Program (GCAP) and Business Retention Program.	\$228,000	27 – Add'l prog reductions will be significant to organization partners operations; efforts to reduce contract work required and identify alternative funding sources for organizations.
Film & Video	10% additional reduction; 20% cumulative reduction. The OFVO would either eliminate a staff position or do an across-the-board salary reduction of about 20%. In addition, almost all travel would be eliminated (allowance for mileage would remain) and most marketing moneys would be removed. Such cuts would require the office to reduce the amount of services it provides such as location scouting, coordinating between state and local agencies for filming and general community outreach. The reduction to marketing and travel budget would likely result in a further decline in new projects. While it is still the case that the film incentive programs are the most important aspect of project recruitment, the inability to market those programs will present significant challenges in the future.	\$115,000	28 – based on priority ranking of programs
Shared Services Communications Section	Eliminates one (1) position / 1.00 FTE. Reduces the agency ability to respond to media inquiries, public meeting notifications and other critical communications between citizens and the agency.	\$247,216	29 – based on priority ranking of programs

10% REDUCTIONS OPTIONS (ORS 291.216)

LOTTERY FUNDS

ACTIVITY OR PROGRAM	DESCRIBE REDUCTION	AMOUNT	RANK AND JUSTIFICATION
Shared Services IS Section	Eliminate one (1) position / 1.00 FTE. Eliminating this position will change the scope / purpose of the agency's Information Services Section from planning improvements to just keeping the lights on. The duties / responsibilities of the eliminated position will be shifted to the CIO, which include: planning, organizing, staffing, leading, and controlling remaining ISS staff in support of the agency's mission.	\$258,682	30 – based on priority ranking of programs
Shared Services Strategic Services Section	Reduce one (1) position from 1.00 FTE to 0.50 FTE. Reduces support to the Tribal Cluster for Economic Development and Community Services support, Oregon Growth Board, Economic Recovery Review Council, Oregon Business Development Commission, and the Director of the agency.	\$54,594	31 – based on priority ranking of programs
Business, Innovation, Trade – Operations	Additional reductions to Global Strategies Section – Eliminates one additional position / 1.00 FTE. Will reduce both the European Union and the China trade representation for the entire biennium. Will eliminate employee recruitment funds and membership in SSTSI (nation-wide innovation policy organization), will eliminate employee training.	\$443,096	32 – Critical impact on agency's ability to perform core business mission.
Business, Innovation, Trade – Operations	Additional reductions to Administration and Clean Tech Section Eliminates 3 pos / 3.00 FTE. Workload will be shifted to other staff during a critical time of declining resources and assistance. Staff reductions and program funding will hamper the agency's ability to meet its job creation, retention, and investment recruitment goals.	\$502,460	33 – Critical impact on agency's ability to perform core business mission.

10% REDUCTIONS OPTIONS (ORS 291.216)

LOTTERY FUNDS

ACTIVITY OR PROGRAM	DESCRIBE REDUCTION	AMOUNT	RANK AND JUSTIFICATION
Business, Innovation, Trade – Operations	Additional reduction of 1 Regional BDO position will reduce statewide retention and expansion opportunities by total of 30 per cent, or approximately 90 business opportunities. This is due to the larger service areas and travel times that reduce the number of business calls that can be made and time that officers meet with regional ED partners, local government, and Ports; resulting in fewer jobs retained and created, and reduction in assistance to local governments. Replacing 2 coordinator/specialists and 1 office support position with contracted services will increase customer response times, reduce partner assistance, and reduce the reporting/analysis capability of the Agency.	\$809,214	34 – Critical impact on agency’s ability to perform core business mission.

** Note: The reduction in lottery funded programs is greater than 10% because the lottery funded debt service is included in the lottery budget from which the reductions are calculated. In order to reach the 10% level of all lottery funds within the department, it will require a 22.27% reduction in operation and programs.

10% REDUCTIONS OPTIONS (ORS 291.216)

OTHER FUNDS

ACTIVITY OR PROGRAM	DESCRIBE REDUCTION	AMOUNT	RANK AND JUSTIFICATION
Business, Innovation & Trade	Eliminates unallocated budget	\$462,373	1 – does not impact any existing programs or staffing.
Cultural Trust	A 56% reduction to grants made to non-profit cultural organizations throughout the state. These grants advance, preserve or stabilize cultural resources that have broad impact. The grants also serve as a public indicator of the work of the Cultural Trust, which in turn helps leverage more contributions, both to the organization and the Cultural Trust. This would significantly diminish the impact of the Trust fundraising by reducing the impact of grants on local communities.	\$589,657	2 – based on priority ranking of programs
Arts – Arts Recognition and Arts Access Reimbursement Grants	Eliminates the Arts Recognition grant category which provides small grants to organizations, which are used to leverage their marketing and outreach programs, increasing community support and recognition. Initiated in FY10, we have made 64 \$1,000 awards, which have been used to raise over \$800,000 in community funds. Also eliminates the Arts Access Reimbursement category which reimburses arts organizations for costs associated with making their programs ADA accessible.	\$77,451	3 – based on priority ranking of programs
Infrastructure Finance Authority (IFA) Program	Two Port grants for strategic planning would not be funded	\$100,000	4 - based on priority ranking of programs & direction from the IFA Board
Business, Innovation & Trade	Eliminate 1 pos / 1.00 FTE in the OMWESB Program	\$159,362	5 – based on priority ranking of programs
Business, Innovation & Trade	Eliminate 1 pos / 1.00 FTE in the Business Finance Program	\$186,479	6 – based on priority ranking of programs
Infrastructure Finance Authority (IFA) Operations	Travel to local governments, employee training, contract professional work and AG is reduced by 16.5%. Eliminates 2 positions (2.00 FTE) in operations. The workload will be shifted (in part) to other staff and some financial monitoring will not be done. Additionally, monitoring and tracking project activity will be significantly reduced.	\$664,427	7 – based on priority ranking of programs

10% REDUCTIONS OPTIONS (ORS 291.216)

OTHER FUNDS

ACTIVITY OR PROGRAM	DESCRIBE REDUCTION	AMOUNT	RANK AND JUSTIFICATION
Shared Services	Reduce one (1) position in Financial Services from 1.00 FTE to 0.50 FTE. Statewide accounting and reporting functions associated with the Comprehensive Annual Financial Report (CAFR) would be severely impacted. Internal controls would be compromised with this reduction.	\$109,534	8 – based on priority ranking of programs

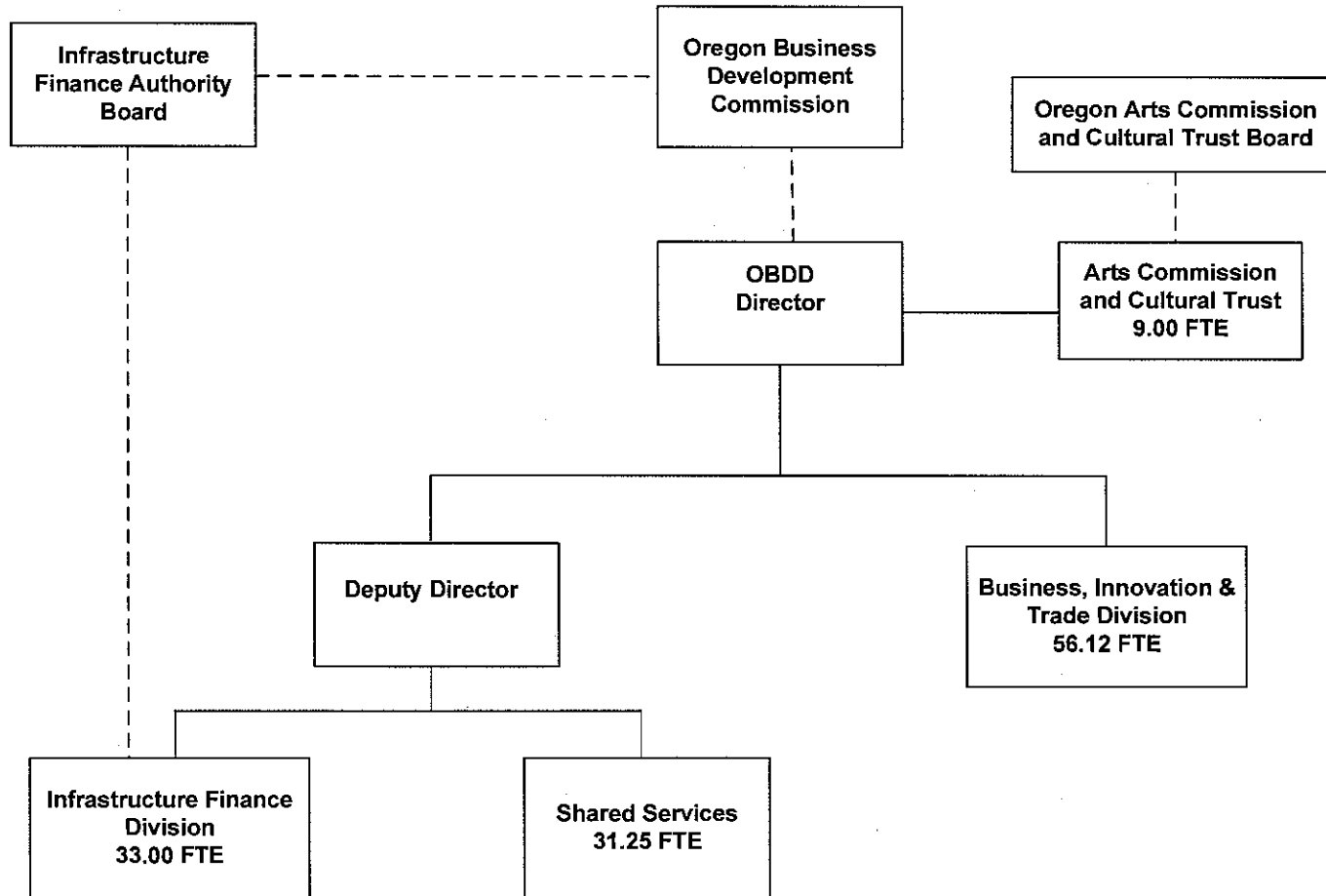
10% REDUCTIONS OPTIONS (ORS 291.216)

FEDERAL FUNDS

ACTIVITY OR PROGRAM	DESCRIBE REDUCTION	AMOUNT	RANK AND JUSTIFICATION
Arts	We will eliminate the Arts Service grant category, which provides operating support to local, community based and largely underserved geographically arts nonprofits providing technical assistance, arts learning opportunities and civic engagement for their communities. Commission grants are one of the few revenue sources available to support the operations of an organization, freeing up resources for programmatic areas. Additionally, if an organization does not receive funding from the Oregon Arts Commission, other funders see this as an indicator of instability, and might not fund an organization. In the prior biennium this program created almost \$300,000 in grants, and has had over \$3 million in community match from organizations.	\$183,618	1 – based on priority ranking of programs
Brownfields Cleanup Fund	One or two small cleanup projects will not receive funding. These smaller cleanup awards have “filled the financing gap”, providing for the removal of contaminated soils and/or groundwater, that lead to a cleaner, safer, and healthier environment. This critical funding has allowed for the redevelopment of city or county owned property, ports, and private property.	\$264,600	2 – based on priority ranking of programs
Business Finance – SSBCI Federal Grant	Eliminate 1 pos / 1.00 FTE and reduce Program funding by \$455 K – Significant impact to the administrative funding required to administer the US Treasury SSBCI funds. The loss of funding will put \$16 million in Business Finance Program funding at risk. Because funds are deployed and invested in existing projects, the state may realize an immediate fiscal impact of up to \$16 million to remedy default.	\$496,979	3 – based on priority ranking of programs
Infrastructure Finance Authority (IFA) Block Grant	Reductions to Community Development Block Grant awards for one construction project for health related water improvements will not be funded. Also, three health and safety housing rehabilitation projects fixing 200 household repair problems will not be funded.	\$2,899,556	4 – based on priority ranking of programs

Oregon Business Development Department

Overall Structure
2011 – 13 Biennium
Total FTE 129.37

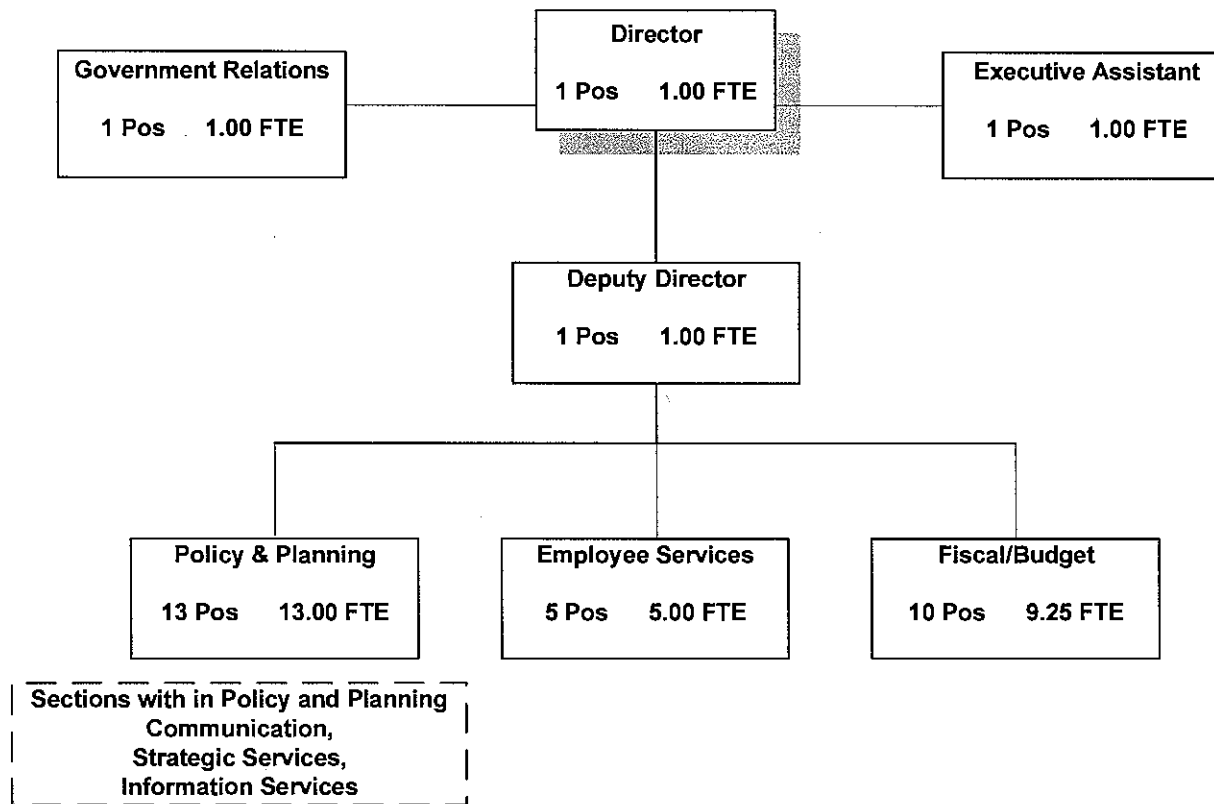


Oregon Business Development Department

Shared Services Division

2011 – 13 Biennium

Total FTE 31.25

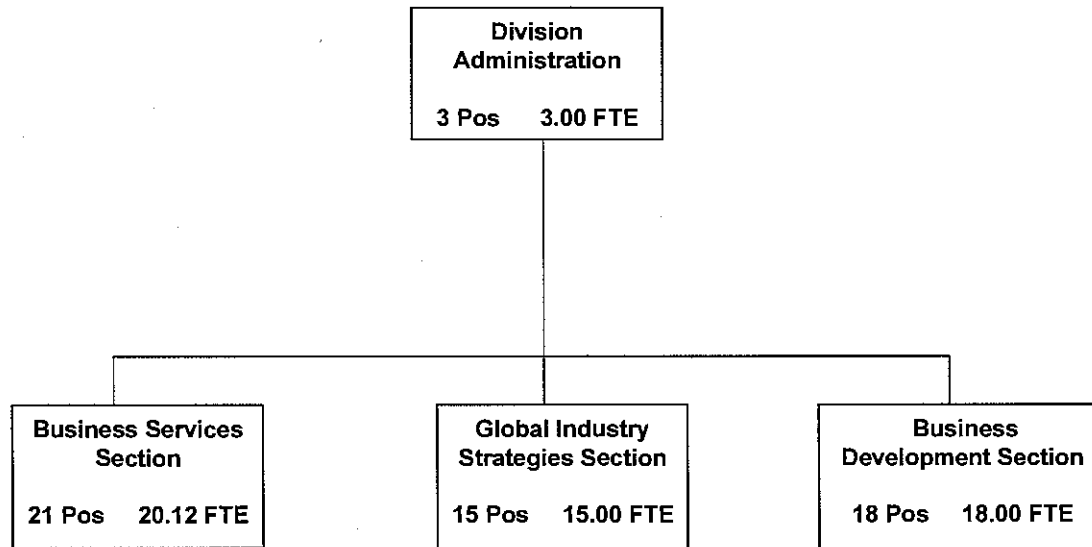


Oregon Business Development Department

Business, Innovation and Trade Division

2011 – 13 Biennium

Total FTE 56.12

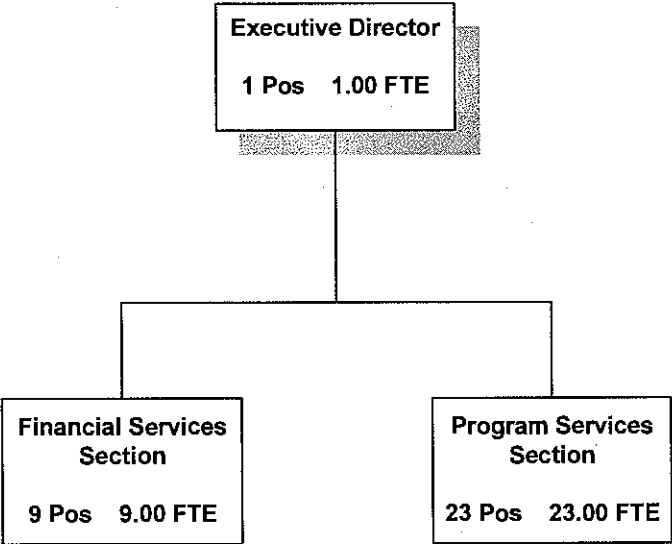


Oregon Business Development Department

Infrastructure Financing Division

2011 - 13 Biennium

Total FTE 33.00

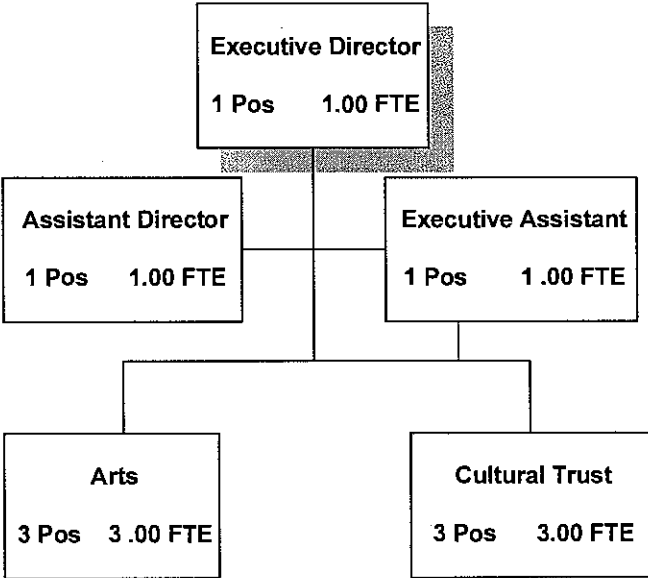


Oregon Business Development Department

Arts Commission & Cultural Trust

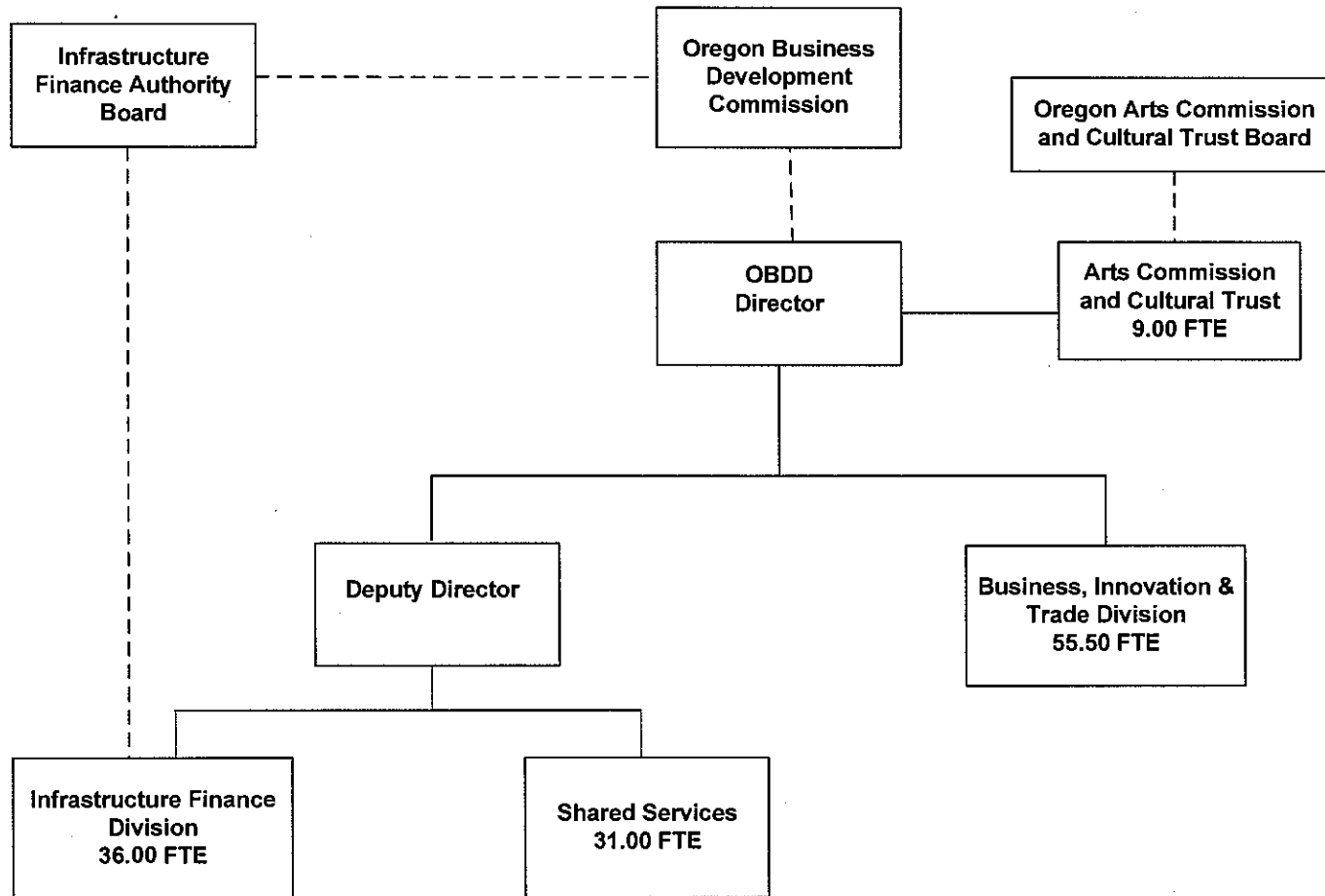
2011 - 13 Biennium

Total FTE 9.00



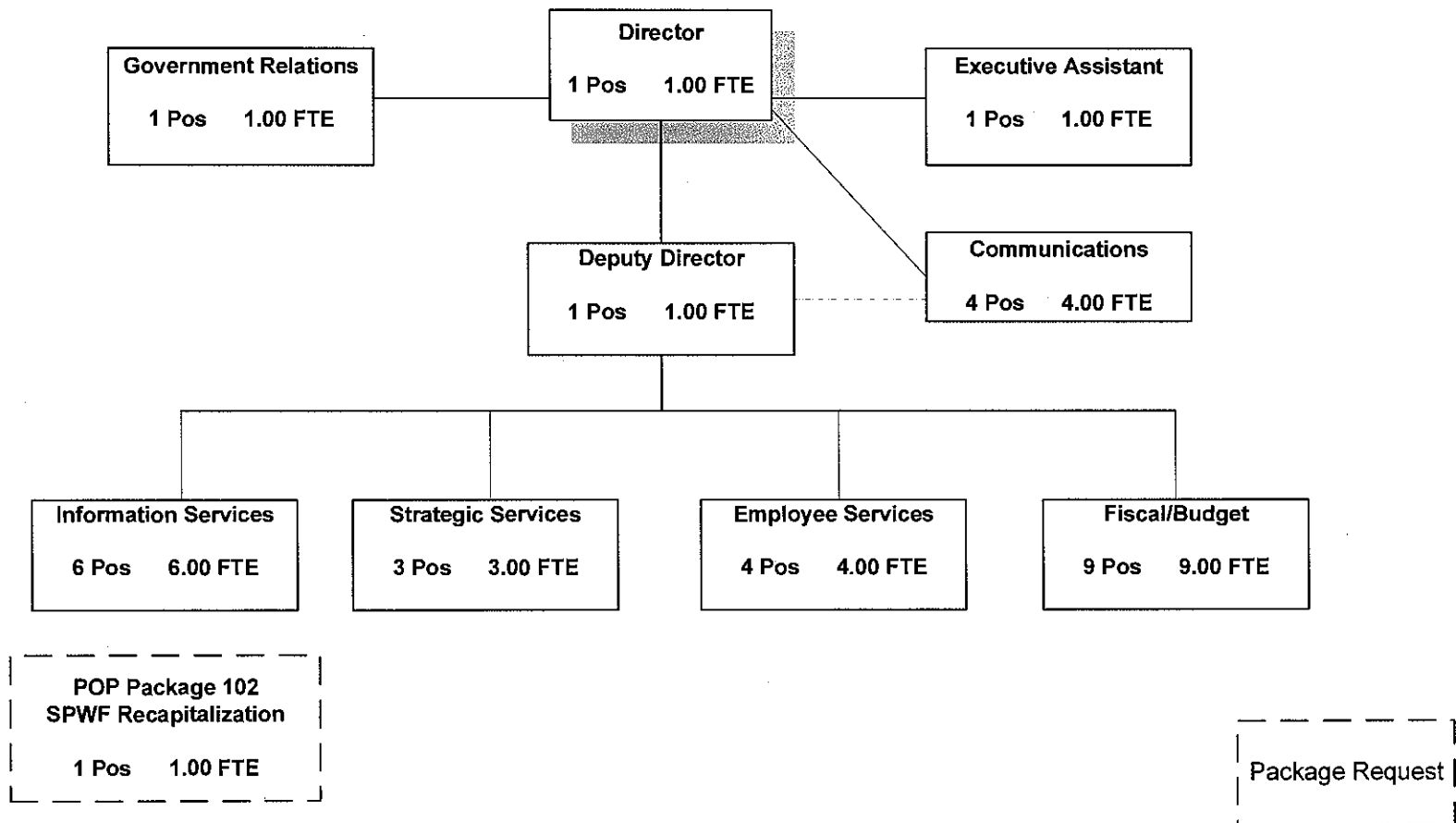
Oregon Business Development Department

Overall Structure
2013 – 15 Biennium
Total FTE = 131.50



Oregon Business Development Department

Shared Services Division
2013 – 15 Governor’s Balance Budget
Total FTE 31.00

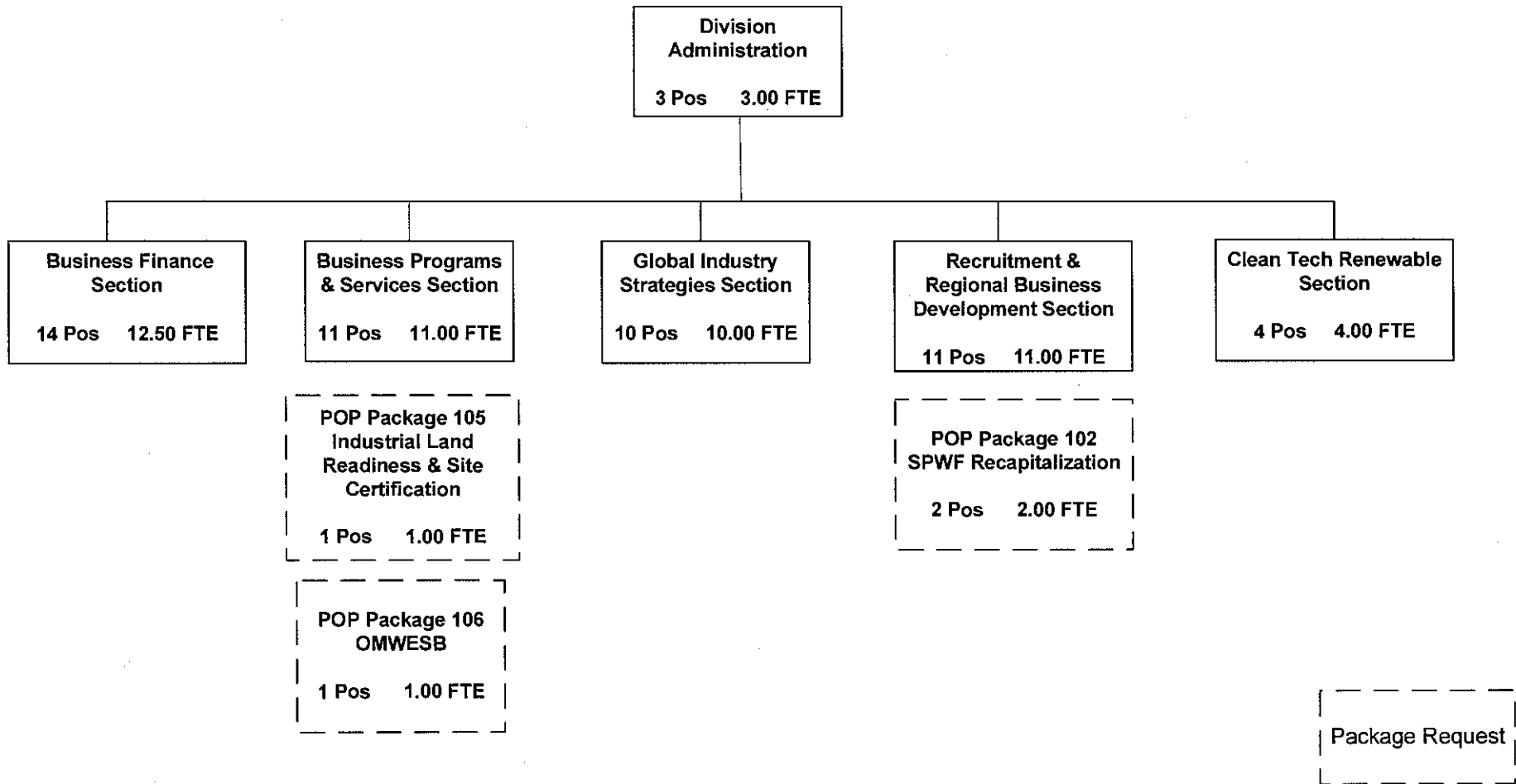


Oregon Business Development Department

Business, Innovation and Trade Division

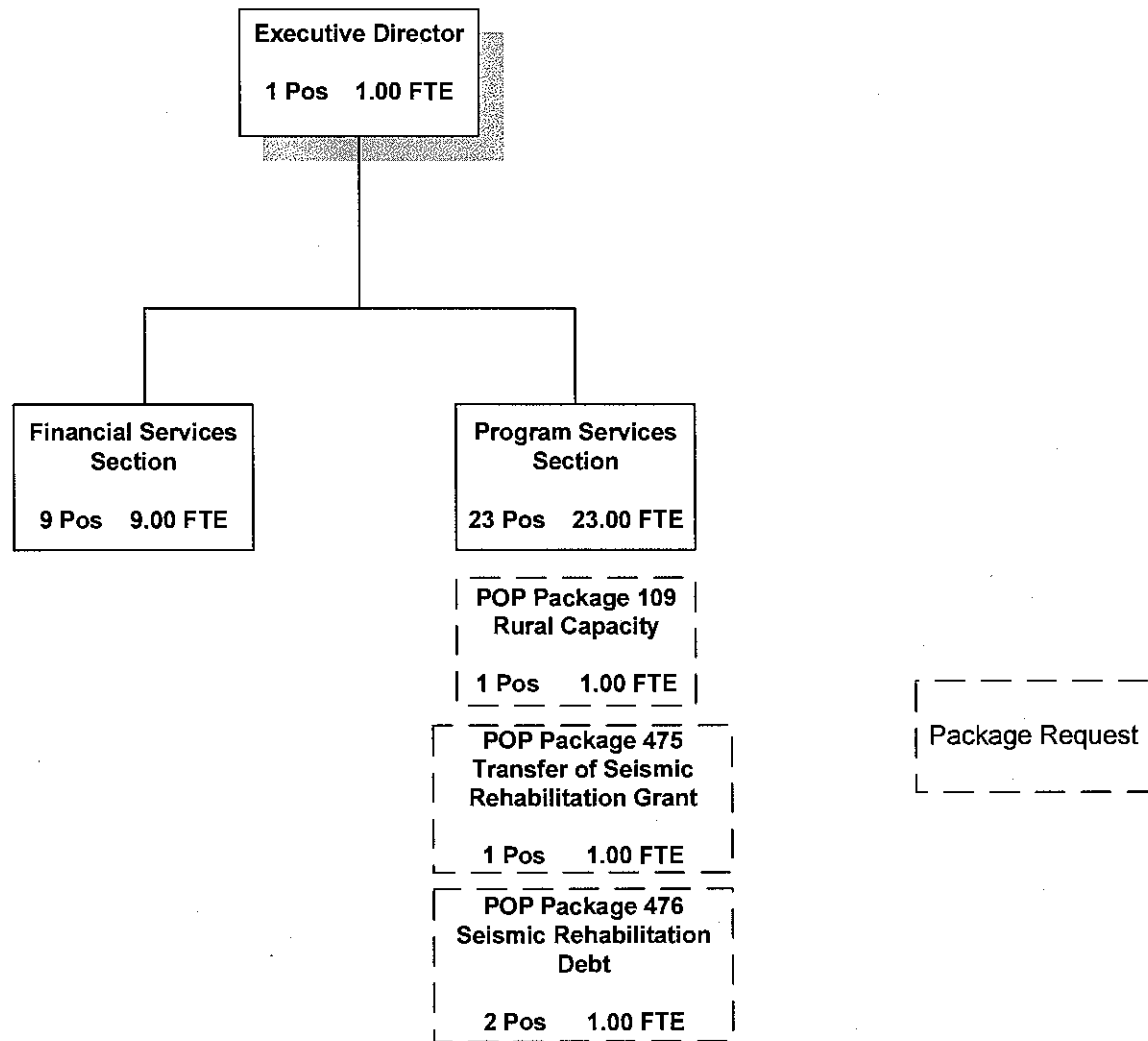
2013 – 15 Governor’s Balance Budget

Total FTE 55.50



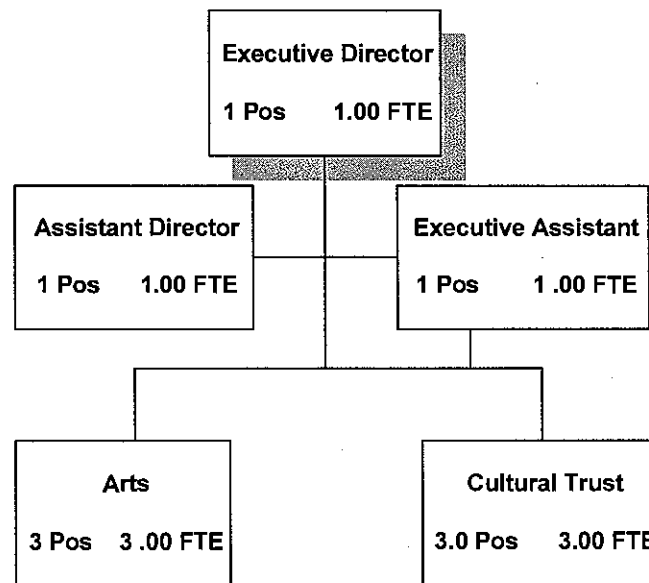
Oregon Business Development Department

Infrastructure Financing Division
2013 - 15 Governor's Balance Budget
Total FTE 36.00



Oregon Business Development Department

Arts Commission & Cultural Trust
2013 - 15 Governor's Balance Budget
Total FTE = 9.00



ORBITS Budget Narrative

Revenue Discussion

Source of funds: Lottery Funds.

Lottery Funds are constitutionally dedicated for creating jobs, furthering economic development, financing public education, restoring & protecting parks, beaches, watersheds and critical fish and wildlife habitats.

Any required matching funds? No.

Agency programs funded with Lottery Funds:

- Strategic Reserve Fund
- Industry Competitiveness
- Business Recruitment, Expansion and Retention
- Innovation
- Small Business Assistance
- International Trade
- Clean Technology
- Lottery Bond Debt Service
- Pass through funding to the Film & Video Office
- Shared Services – includes the following sections:
 - Accounting/Budgeting
 - Director's Office
 - Communication
 - Information Technology
 - Strategic Planning
 - Human Resources

ORBITS Budget Narrative

The following charts show Lottery Funds received or requested, expended and carried forward for three biennia:

Program Area	09-11 Beg Balance	09-11 Received	09-11 Expended	09-11 Carried Forward
Shared Services	\$ 326,000	\$ 6,361,830	\$ 5,757,063	\$ 930,767
Business, Innovation & Trade	\$ 8,542,295	\$ 24,206,664	\$ 28,659,390	\$ 4,089,569
Office of Film and Video	\$ -	\$ 1,251,703	\$ 1,251,703	\$ -
Lottery Bond Debt Service	\$ 977,404	\$ 69,789,721	\$ 70,756,731	\$ 10,394
Total 2009-11 Lottery Funds	\$ 9,845,699	\$ 101,609,918	\$ 106,424,887	\$ 5,030,730

2011-13 Biennium (Projected)

Program Area	11-13 Beg Balance	11-13 Received	11-13 Expended	11-13 Carried Forward
Shared Services	\$ 930,767	\$ 6,683,523	\$ 6,683,523	\$ 930,767
Business, Innovation & Trade	\$ 4,089,569	\$ 49,422,433	\$ 48,766,925	\$ 4,745,077
Office of Film and Video	\$ -	\$ 1,126,578	\$ 1,126,578	\$ -
Lottery Bond Debt Service	\$ 10,394	\$ 82,089,808	\$ 82,100,202	\$ 147,983
Total 2011-13 Lottery Funds	\$ 5,030,730	\$ 139,322,342	\$ 138,677,228	\$ 5,823,827

2013-15 Biennium - Governor's Balanced Budget (Projected)

Program Area	13-15 Beg Balance	13-15 Received	13-15 Expended	13-15 Carried Forward
Shared Services	\$ 930,767	\$ 5,880,627	\$ 6,811,394	\$ -
Business, Innovation & Trade	\$ 4,745,077	\$ 65,634,298	\$ 70,379,375	\$ -
Office of Film and Video	\$ -	\$ 1,153,616	\$ 1,153,616	\$ -
Lottery Bond Debt Service	\$ 147,983	\$ 56,294,272	\$ 56,442,255	\$ -
Total 2013-15 Lottery Funds	\$ 5,823,827	\$ 128,962,813	\$ 134,786,640	\$ -

ORBITS Budget Narrative

Source of funds: Other Funds

Revenues that support the Department's other fund programs include loan principal and interest repayments, investment interest earnings, revenue bond proceeds, loan and service fees, donations, pass through monies received from Oregon Health Authority for the Safe Drinking Water Program and an assessment from state agencies for certification of Minority, Women and Emerging Small Businesses.

Any required matching funds? No

Agency programs funded with Other Funds:

- Strategic Reserve Fund
- Business Retention
- Business Finance
- Manufacturing Business Energy Tax Credit (BETC)
- Certified Sites
- Brownfields
- Office of Minority, Women & Emerging Small Business
- Infrastructure Finance Authority
- Arts Commission
- Oregon Cultural Trust

Basis for 2013-15 biennium estimates: Cash flow analysis of the revolving loan funds and estimated level of revenue bond sales.

ORBITS Budget Narrative

Source of funds: Federal Funds

- Community Development Block Grant (CDBG), Housing & Urban Development
- Brownfields, Environmental Protection Agency
- State Small Business Credit Initiative (SSBCI), U.S. Department of the Treasury
- State Trade and Export Program (STEP), Small Business Administration
- Arts Across Oregon, National Endowment for the Arts

Any required matching funds? Yes

- CDBG: Administration is 2% of allocation and requires 100% match provided by Department other funds.
- Brownfields: 20% match. Approximately 14% is matched by OBDD administration other funds and remainder is local match.
- State Small Business Credit Initiative: match is not required
- State Trade and Export Program: 25% match provided by lottery funds.
- Arts Across Oregon: 100% match provided by state general fund.

Agency programs funded with Federal Funds:

- CDBG
- Brownfields
- State Small Business Credit Initiative
- State Trade and Export Program
- Arts Across Oregon

Basis for 2013-15 biennium estimates: Expected level of grants to be received.

DETAIL OF LOTTERY FUNDS, OTHER FUNDS, AND FEDERAL FUNDS REVENUE

Source	Fund	ORBITS Revenue Acct	2009-2011 Actual	2011-13 Legislatively Adopted	2011-13 Estimated	2013-15		
						Agency Request	Governor's Recommended	Legislatively Adopted
Agency-Wide								
Limited								
Business Lic and Fees	3400	0205	0	7,500	7,500	7,500	7,500	
Charges for Services	3400	0410	238,250	915,978	170,000	177,650	177,650	
General Fund Obligation Bonds	3400	0555	0	0	0	0	30,000,000	
Lottery Bonds	3400	0565	0	106,207	106,207	1,374,995	1,133,000	
Interest Income	3400	0605	214,572	560,870	360,000	853,250	853,250	
	3430		2,281,424	1,076,644	783,153	0	0	
	4400		81,196	120,000	65,000	0	0	
Donations	3400	0905	8,390,833	8,500,000	8,100,000	8,100,000	8,100,000	
Grants	3400	0910	0	460,000	460,000	460,000	460,000	
Loan Repayments	3400	0925	67,543	100,000	200,000	205,000	205,000	
Other Revenues	3400	0975	1,061,756	1,179,792	879,000	2,727,252	2,727,252	
Federal Revenue	6400	0995	35,581,206	53,597,682	43,109,192	39,411,891	39,372,021	
Non-limited								
Business Lic and Fees	3200	0205	2,172	7,000	2,000	2,000	2,000	
Charges for Services	3200	0410	348,707	675,000	690,000	1,285,000	1,285,000	

_____ Agency Request

Governor's Recommended

_____ Legislatively Adopted

Budget Page _____

DETAIL OF LOTTERY FUNDS, OTHER FUNDS, AND FEDERAL FUNDS REVENUE

Source	Fund	ORBITS Revenue Acct	2009-2011 Actual	2011-13 Legislatively Adopted	2011-13 Estimated	2013-15		
						Agency Request	Governor's Recommended	Legislatively Adopted
Lottery Bonds	3200	0565	0	10,000,000	10,000,000	110,000,000	91,685,000	
Revenue Bonds	3200	0570	40,026,294	33,031,774	20,765,000	33,031,774	33,031,774	
Refunding Bonds	3200	0575	78,893	0	433,095	0	0	
	3230		11,219,830	0	40,058,505	0	0	
Interest Income	3200	0605	40,211,745	40,887,232	40,800,000	40,387,968	40,387,968	
	3230		13,026	295,000	200,000	295,000	295,000	
Loan Repayments	3200	0925	103,993,850	54,724,551	55,000,000	55,717,683	55,717,683	
Other Revenues	3200	0975	18,027	21,981	23,000	18,000	18,000	

Agency Request

Governor's Recommended

Legislatively Adopted

Budget Page _____

DETAIL OF LOTTERY FUNDS, OTHER FUNDS, AND FEDERAL FUNDS REVENUE

Oregon Business Development Department
2013-15 Biennium

Agency Number: 12300
Cross Reference Number: 12300-000-00-00-00000

Source	2009-11 Actuals	2011-13 Leg Adopted Budget	2011-13 Leg Approved Budget	2013-15 Agency Request Budget	2013-15 Governor's Budget	2013-15 Leg Adopted Budget
Lottery Funds						
Interest Income	81,196	120,000	120,000	-	-	-
Transfer In - Intrafund	49,274,354	-	-	-	-	-
Transfer In Lottery Proceeds	16,107,829	-	-	68,079,108	-	-
Tsfr From Administrative Svcs	99,300,859	132,764,013	135,083,678	93,697,542	128,962,813	-
Transfer Out - Intrafund	(49,274,354)	-	-	-	-	-
Transfer Out Lottery Proceeds	(16,107,829)	-	-	-	-	-
Total Lottery Funds	\$99,382,055	\$132,884,013	\$135,203,678	\$161,776,650	\$128,962,813	-
Other Funds						
Business Lic and Fees	-	7,500	7,500	7,500	7,500	-
Charges for Services	238,250	915,978	915,978	177,650	177,650	-
General Fund Obligation Bonds	-	-	-	-	30,000,000	-
Lottery Bonds	-	106,207	106,207	1,374,995	1,133,000	-
Cert of Participation	-	-	-	-	10,235,000	-
Interest Income	2,495,996	1,637,514	1,637,514	853,250	853,250	-
Donations	8,390,833	8,500,000	8,500,000	8,100,000	8,100,000	-
Grants (Non-Fed)	-	460,000	460,000	460,000	460,000	-
Loan Repayments	67,543	100,000	100,000	205,000	205,000	-
Other Revenues	1,061,756	1,179,792	1,279,792	2,727,252	2,727,252	-
Transfer In - Intrafund	61,972,238	10,344,566	10,344,566	12,521,160	12,521,160	-
Transfer from General Fund	4,617,682	-	-	-	-	-
Tsfr From Administrative Svcs	1,251,920	1,178,663	1,178,663	1,361,675	6,361,675	-
Tsfr From Military Dept, Or	-	-	-	-	7,300,000	-
Tsfr From Consumer/Bus Svcs	85,901	-	-	-	-	-
Tsfr From Oregon Health Authority	1,104,239	694,546	694,546	742,565	742,565	-

DETAIL OF LOTTERY FUNDS, OTHER FUNDS, AND FEDERAL FUNDS REVENUE

Oregon Business Development Department
2013-15 Biennium

Agency Number: 12300
Cross Reference Number: 12300-000-00-00-00000

<i>Source</i>	2009-11 Actuals	2011-13 Leg Adopted Budget	2011-13 Leg Approved Budget	2013-15 Agency Request Budget	2013-15 Governor's Budget	2013-15 Leg Adopted Budget
Other Funds						
Tsfr From Parks and Rec Dept	500,000	-	-	-	-	-
Tsfr From Transportation, Dept	1,308,067	1,198,084	1,198,084	1,828,919	1,828,919	-
Tsfr From Public Utility Comm	-	-	-	99,471	99,471	-
Transfer Out - Intrafund	(47,659,957)	(101,862)	(101,862)	(737,395)	(737,395)	-
Transfer to General Fund	(1,300,000)	-	(3,692,500)	-	-	-
Tsfr To Governor, Office of the	(577,500)	(640,000)	(640,000)	(565,000)	(565,000)	-
Tsfr To Revenue, Dept of	(15,000)	-	-	-	-	-
Tsfr To Leg Admin Committee	(15,000)	-	-	-	-	-
Tsfr To Consumer/Bus Svcs	(9,364)	(53,865)	(53,865)	(53,865)	(53,865)	-
Total Other Funds	\$33,517,604	\$25,527,123	\$21,934,623	\$29,103,177	\$81,396,182	-
Federal Funds						
Federal Funds	35,581,206	53,597,682	53,597,682	39,411,891	39,372,021	-
Tsfr To Housing and Com Svcs	(6,653,090)	(3,745,782)	(3,745,782)	(200,000)	(200,000)	-
Total Federal Funds	\$28,928,116	\$49,851,900	\$49,851,900	\$39,211,891	\$39,172,021	-
Nonlimited Other Funds						
Business Lic and Fees	2,172	7,000	7,000	2,000	2,000	-
Charges for Services	348,707	675,000	675,000	1,285,000	1,285,000	-
Rents and Royalties	6,885	-	-	-	-	-
Lottery Bonds	-	10,000,000	10,000,000	110,000,000	91,685,000	-
Revenue Bonds	40,026,294	33,031,774	33,031,774	33,031,774	33,031,774	-
Refunding Bonds	11,298,723	-	-	-	-	-
Interest Income	40,224,771	41,182,232	41,182,232	40,682,968	40,682,968	-
Loan Repayments	103,993,850	54,724,551	54,724,551	55,717,683	55,717,683	-
Other Revenues	18,027	21,981	21,981	18,000	18,000	-

Agency Request
2013-15 Biennium

Governor's Budget
Page 208

Legislatively Adopted
Detail of LF, OF, and FF Revenues - BPR012

DETAIL OF LOTTERY FUNDS, OTHER FUNDS, AND FEDERAL FUNDS REVENUE

Oregon Business Development Department
2013-15 Biennium

Agency Number: 12300

Cross Reference Number: 12300-000-00-00-00000

Source	2009-11 Actuals	2011-13 Leg Adopted Budget	2011-13 Leg Approved Budget	2013-15 Agency Request Budget	2013-15 Governor's Budget	2013-15 Leg Adopted Budget
Nonlimited Other Funds						
Transfer In - Intrafund	99,568,447	46,171,779	60,459,420	39,903,356	39,903,356	-
Tsfr From Revenue, Dept of	5,000,000	-	-	-	-	-
Tsfr From Oregon Health Authority	59,096,996	39,305,454	39,305,454	12,757,435	12,757,435	-
Transfer Out - Intrafund	(113,880,728)	(56,414,483)	(70,702,124)	(51,687,121)	(51,687,121)	-
Tsfr To Transportation, Dept	(5,081,278)	-	-	-	-	-
Total Nonlimited Other Funds	\$240,622,866	\$168,705,288	\$168,705,288	\$241,711,095	\$223,396,095	-

Oregon Business Development Department

Agency Number: 12300

Agencywide Revenues and Disbursements Summary
2013-15 Biennium

Version: Y-01-Governor's Budget

Description	2009-11 Actuals	2011-13 Leg Adopted Budget	2011-13 Leg Approved Budget	2013-15 Agency Request Budget	2013-15 Governor's Budget	2013-15 Leg Adopted Budget
BEGINNING BALANCE						
0025 Beginning Balance						
Lottery Funds	11,387,372	299,884	299,884	3,888	3,888	-
Other Funds	219,059,954	220,334,115	220,334,115	89,761,907	89,761,907	-
Federal Funds	389,481	344,496	344,496	-	-	-
All Funds	230,836,807	220,978,495	220,978,495	89,765,795	89,765,795	-
0030 Beginning Balance Adjustment						
Lottery Funds	686,190	3,177,554	3,177,554	5,671,956	5,819,939	-
Other Funds	(705,985)	(35,311,961)	(35,311,961)	81,606,406	81,606,406	-
Federal Funds	-	(23,747)	(23,747)	9,111,887	9,111,887	-
All Funds	(19,795)	(32,158,154)	(32,158,154)	96,390,249	96,538,232	-
TOTAL BEGINNING BALANCE						
Lottery Funds	12,073,562	3,477,438	3,477,438	5,675,844	5,823,827	-
Other Funds	218,353,969	185,022,154	185,022,154	171,368,313	171,368,313	-
Federal Funds	389,481	320,749	320,749	9,111,887	9,111,887	-
TOTAL BEGINNING BALANCE	\$230,817,012	\$188,820,341	\$188,820,341	\$186,156,044	\$186,304,027	-

REVENUE CATEGORIES

GENERAL FUND APPROPRIATION

0050 General Fund Appropriation

General Fund	8,926,280	3,851,208	3,842,479	4,014,740	9,226,734	-
--------------	-----------	-----------	-----------	-----------	-----------	---

LICENSES AND FEES

Oregon Business Development Department

Agency Number: 12300

Agencywide Revenues and Disbursements Summary
2013-15 Biennium

Version: Y-01-Governor's Budget

Description	2009-11 Actuals	2011-13 Leg Adopted Budget	2011-13 Leg Approved Budget	2013-15 Agency Request Budget	2013-15 Governor's Budget	2013-15 Leg Adopted Budget
0205 Business Lic and Fees						
Other Funds	2,172	14,500	14,500	9,500	9,500	-
CHARGES FOR SERVICES						
0410 Charges for Services						
Other Funds	586,957	1,590,978	1,590,978	1,462,650	1,462,650	-
FINES, RENTS AND ROYALTIES						
0510 Rents and Royalties						
Other Funds	6,885	-	-	-	-	-
BOND SALES						
0555 General Fund Obligation Bonds						
Other Funds	-	-	-	-	30,000,000	-
0565 Lottery Bonds						
Other Funds	-	10,106,207	10,106,207	111,374,995	92,818,000	-
0570 Revenue Bonds						
Other Funds	40,026,294	33,031,774	33,031,774	33,031,774	33,031,774	-
0575 Refunding Bonds						
Other Funds	11,298,723	-	-	-	-	-
0580 Cert of Participation						
Other Funds	-	-	-	-	10,235,000	-
TOTAL BOND SALES						
Other Funds	51,325,017	43,137,981	43,137,981	144,406,769	166,084,774	-

Oregon Business Development Department

Agency Number: 12300

Agencywide Revenues and Disbursements Summary
2013-15 Biennium

Version: Y-01-Governor's Budget

Description	2009-11 Actuals	2011-13 Leg Adopted Budget	2011-13 Leg Approved Budget	2013-15 Agency Request Budget	2013-15 Governor's Budget	2013-15 Leg Adopted Budget
INTEREST EARNINGS						
0605 Interest Income						
Lottery Funds	81,196	120,000	120,000	-	-	-
Other Funds	42,720,767	42,819,746	42,819,746	41,536,218	41,536,218	-
All Funds	42,801,963	42,939,746	42,939,746	41,536,218	41,536,218	-
DONATIONS AND CONTRIBUTIONS						
0905 Donations						
Other Funds	8,390,833	8,500,000	8,500,000	8,100,000	8,100,000	-
0910 Grants (Non-Fed)						
Other Funds	-	460,000	460,000	460,000	460,000	-
TOTAL DONATIONS AND CONTRIBUTIONS						
Other Funds	8,390,833	8,960,000	8,960,000	8,560,000	8,560,000	-
LOAN REPAYMENT						
0925 Loan Repayments						
Other Funds	104,061,393	54,824,551	54,824,551	55,922,683	55,922,683	-
OTHER						
0975 Other Revenues						
Other Funds	1,079,783	1,201,773	1,301,773	2,745,252	2,745,252	-
FEDERAL FUNDS REVENUE						
0995 Federal Funds						
Federal Funds	35,581,206	53,597,682	53,597,682	39,411,891	39,372,021	-

Oregon Business Development Department

Agency Number: 12300

**Agencywide Revenues and Disbursements Summary
2013-15 Biennium**

Version: Y-01-Governor's Budget

<i>Description</i>	<i>2009-11 Actuals</i>	<i>2011-13 Leg Adopted Budget</i>	<i>2011-13 Leg Approved Budget</i>	<i>2013-15 Agency Request Budget</i>	<i>2013-15 Governor's Budget</i>	<i>2013-15 Leg Adopted Budget</i>
TRANSFERS IN						
1010 Transfer In - Intrafund						
Lottery Funds	49,274,354	-	-	-	-	-
Other Funds	161,540,685	56,516,345	70,803,986	52,424,516	52,424,516	-
All Funds	210,815,039	56,516,345	70,803,986	52,424,516	52,424,516	-
1040 Transfer In Lottery Proceeds						
Lottery Funds	16,107,829	-	-	68,079,108	-	-
1060 Transfer from General Fund						
Other Funds	4,617,682	-	-	-	-	-
1107 Tsfr From Administrative Svcs						
Lottery Funds	99,300,859	132,764,013	135,083,678	93,697,542	128,962,813	-
Other Funds	1,251,920	1,178,663	1,178,663	1,361,675	6,361,675	-
All Funds	100,552,779	133,942,676	136,262,341	95,059,217	135,324,488	-
1150 Tsfr From Revenue, Dept of						
Other Funds	5,000,000	-	-	-	-	-
1248 Tsfr From Military Dept, Or						
Other Funds	-	-	-	-	7,300,000	-
1440 Tsfr From Consumer/Bus Svcs						
Other Funds	85,901	-	-	-	-	-
1443 Tsfr From Oregon Health Authority						
Other Funds	60,201,235	40,000,000	40,000,000	13,500,000	13,500,000	-

Oregon Business Development Department

Agency Number: 12300

Agencywide Revenues and Disbursements Summary
2013-15 Biennium

Version: Y-01-Governor's Budget

Description	2009-11 Actuals	2011-13 Leg Adopted Budget	2011-13 Leg Approved Budget	2013-15 Agency Request Budget	2013-15 Governor's Budget	2013-15 Leg Adopted Budget
1634 Tsfr From Parks and Rec Dept						
Other Funds	500,000	-	-	-	-	-
1730 Tsfr From Transportation, Dept						
Other Funds	1,308,067	1,198,084	1,198,084	1,828,919	1,828,919	-
1860 Tsfr From Public Utility Comm						
Other Funds	-	-	-	99,471	99,471	-
TOTAL TRANSFERS IN						
Lottery Funds	164,683,042	132,764,013	135,083,678	161,776,650	128,962,813	-
Other Funds	234,505,490	98,893,092	113,180,733	69,214,581	81,514,581	-
TOTAL TRANSFERS IN	\$399,188,532	\$231,657,105	\$248,264,411	\$230,991,231	\$210,477,394	-
TOTAL REVENUES						
General Fund	8,926,280	3,851,208	3,842,479	4,014,740	9,226,734	-
Lottery Funds	164,764,238	132,884,013	135,203,678	161,776,650	128,962,813	-
Other Funds	442,679,297	251,442,621	265,830,262	323,857,653	357,835,658	-
Federal Funds	35,581,206	53,597,682	53,597,682	39,411,891	39,372,021	-
TOTAL REVENUES	\$651,951,021	\$441,775,524	\$458,474,101	\$529,060,934	\$535,397,226	-
TRANSFERS OUT						
2010 Transfer Out - Intrafund						
Lottery Funds	(49,274,354)	-	-	-	-	-
Other Funds	(161,540,685)	(56,516,345)	(70,803,986)	(52,424,516)	(52,424,516)	-
All Funds	(210,815,039)	(56,516,345)	(70,803,986)	(52,424,516)	(52,424,516)	-

Oregon Business Development Department

Agency Number: 12300

Agencywide Revenues and Disbursements Summary
2013-15 Biennium

Version: Y-01-Governor's Budget

Description	2009-11 Actuals	2011-13 Leg Adopted Budget	2011-13 Leg Approved Budget	2013-15 Agency Request Budget	2013-15 Governor's Budget	2013-15 Leg Adopted Budget
2040 Transfer Out Lottery Proceeds						
Lottery Funds	(16,107,829)	-	-	-	-	-
2060 Transfer to General Fund						
Other Funds	(1,300,000)	-	(3,692,500)	-	-	-
2121 Tsfr To Governor, Office of the						
Other Funds	(577,500)	(640,000)	(640,000)	(565,000)	(565,000)	-
2150 Tsfr To Revenue, Dept of						
Other Funds	(15,000)	-	-	-	-	-
2156 Tsfr To Leg Admin Committee						
Other Funds	(15,000)	-	-	-	-	-
2440 Tsfr To Consumer/Bus Svcs						
Other Funds	(9,364)	(53,865)	(53,865)	(53,865)	(53,865)	-
2730 Tsfr To Transportation, Dept						
Other Funds	(5,081,278)	-	-	-	-	-
2914 Tsfr To Housing and Com Svcs						
Federal Funds	(6,653,090)	(3,745,782)	(3,745,782)	(200,000)	(200,000)	-
TOTAL TRANSFERS OUT						
Lottery Funds	(65,382,183)	-	-	-	-	-
Other Funds	(168,538,827)	(57,210,210)	(75,190,351)	(53,043,381)	(53,043,381)	-
Federal Funds	(6,653,090)	(3,745,782)	(3,745,782)	(200,000)	(200,000)	-
TOTAL TRANSFERS OUT	(\$240,574,100)	(\$60,955,992)	(\$78,936,133)	(\$53,243,381)	(\$53,243,381)	-

Oregon Business Development Department

Agency Number: 12300

Agencywide Revenues and Disbursements Summary
2013-15 Biennium

Version: Y-01-Governor's Budget

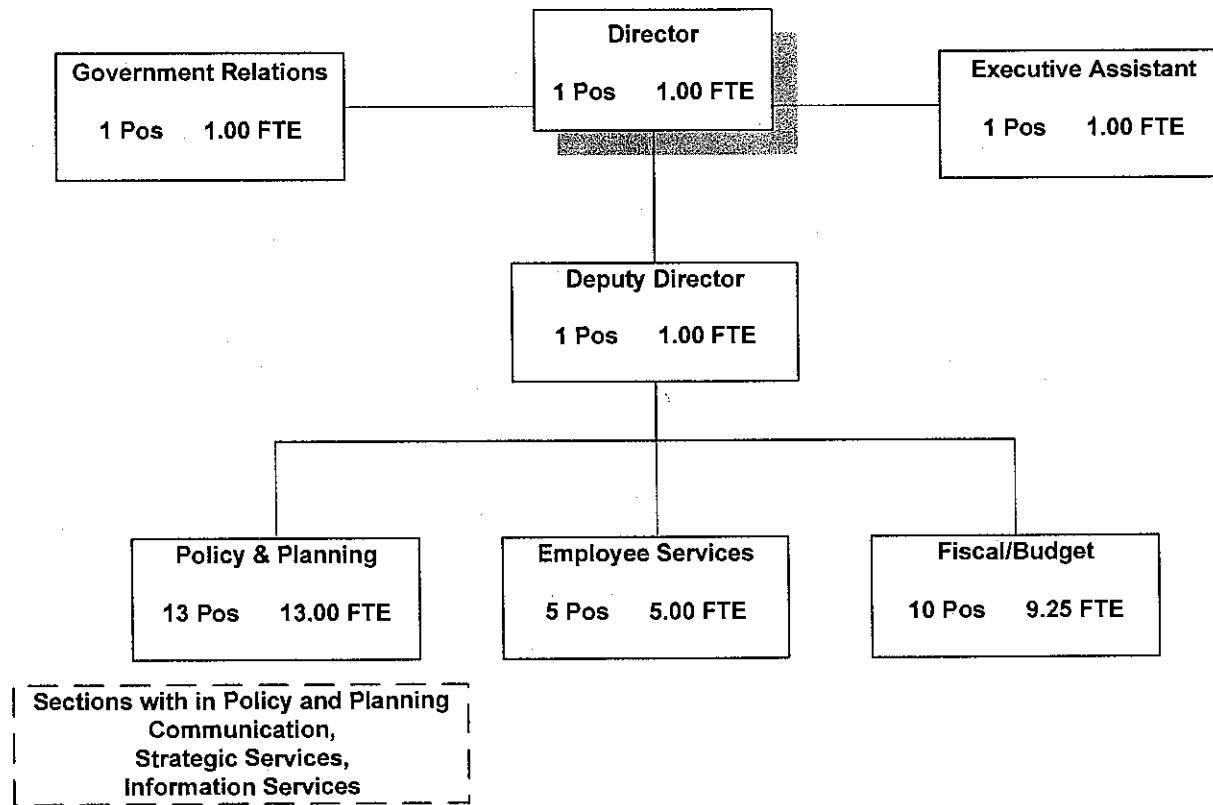
Description	2009-11 Actuals	2011-13 Leg Adopted Budget	2011-13 Leg Approved Budget	2013-15 Agency Request Budget	2013-15 Governor's Budget	2013-15 Leg Adopted Budget
AVAILABLE REVENUES						
General Fund	8,926,280	3,851,208	3,842,479	4,014,740	9,226,734	-
Lottery Funds	111,455,617	136,361,451	138,681,116	167,452,494	134,786,640	-
Other Funds	492,494,439	379,254,565	375,662,065	442,182,585	476,160,590	-
Federal Funds	29,317,597	50,172,649	50,172,649	48,323,778	48,283,908	-
TOTAL AVAILABLE REVENUES	\$642,193,933	\$569,639,873	\$568,358,309	\$661,973,597	\$668,457,872	-
EXPENDITURES						
General Fund	8,926,180	3,851,208	3,842,479	4,014,740	9,226,734	-
Lottery Funds	106,424,887	136,340,722	138,677,228	165,833,128	134,786,640	-
Other Funds	238,270,078	263,100,111	285,900,158	346,661,266	380,777,279	-
Federal Funds	28,428,854	50,172,649	50,172,649	38,567,821	38,527,951	-
TOTAL EXPENDITURES	\$382,049,999	\$453,464,690	\$478,592,514	\$555,076,955	\$563,318,604	-
REVERSIONS						
9900 Reversions						
General Fund	(100)	-	-	-	-	-
ENDING BALANCE						
Lottery Funds	5,030,730	20,729	3,888	1,619,366	-	-
Other Funds	254,224,361	116,154,454	89,761,907	95,521,319	95,383,311	-
Federal Funds	888,743	-	-	9,755,957	9,755,957	-
TOTAL ENDING BALANCE	\$260,143,834	\$116,175,183	\$89,765,795	\$106,896,642	\$105,139,268	-

Oregon Business Development Department

Shared Services Division

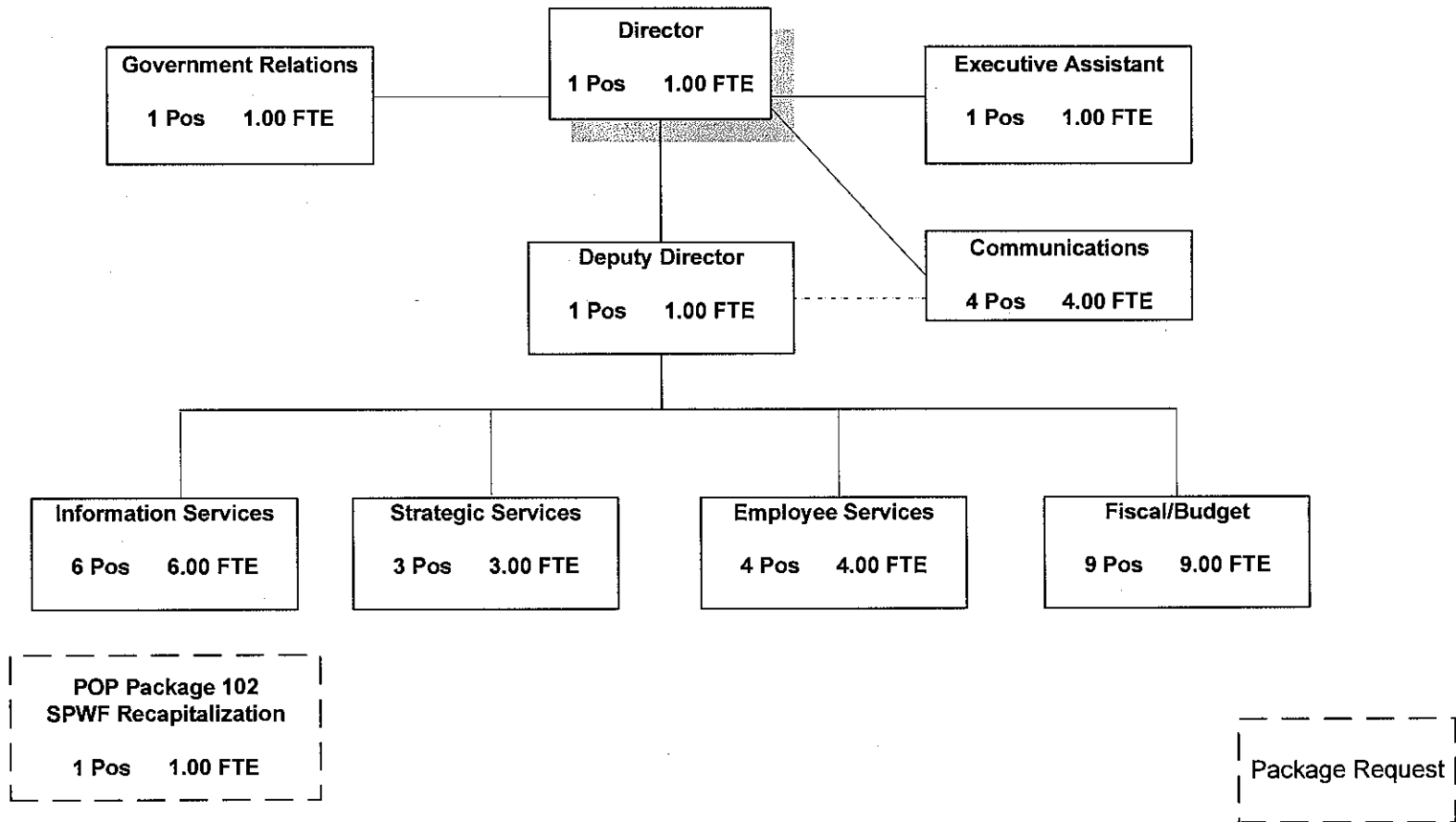
2011 – 13 Biennium

Total FTE 31.25



Oregon Business Development Department

Shared Services Division
2013 – 15 Governor’s Balance Budget
Total FTE 31.00



ORBITS Budget Narrative

Shared Services

Program Description

Purpose, customers, and source of funding:

The department's shared service functions include: Director's Office, Employee Services, Fiscal & Budget Services, Strategic Services and the Technology Project Office.

- The Director's Office includes the department director, deputy director, executive assistant, government relations manager and the marketing and communication team. The office is responsible for all activities in support of the agency oversight commission, for oversight of agency operations, for legislative activities, government relations and internal/external communications.
- Employee Services is responsible for employee recruitment, human resources, facility services, and reception services.
- Fiscal & Budget Services is responsible for the department's budget development & administration, financial reporting, accounts receivable, accounts payable, employee payroll, and agency contracts.
- Strategic Services is responsible for the department's strategic planning efforts, policy development, performance reporting, project management of strategic initiatives and legislative support.
- Technology Project office is responsible for maintaining and implementing system technology to support the performance of the Agency's programmatic service delivery.

The majority of Shared Service customers are department staff or stakeholders. Shared services functions are primarily funded using Lottery Funds, but also rely on Other Funds for 18% of costs.

Activities, programs, and issues in the program unit base budget:

- Communication services, including public information officer
- Marketing services, including collateral development
- Website & external newsletter services
- Employee services, including employee recruitment, human resources, facility supervision & reception

ORBITS Budget Narrative

- Budget services, including budget development & monitoring
- Financial reporting
- Fiscal services, including payroll, accounts receivable, accounts payable, and agency contracts
- Legislative Key Performance Measure tracking & Annual Performance Progress Reporting
- Policy services, including rules coordination & promulgation
- Project management of strategic initiatives
- Information Technology services, including help desk, application development & support, support for portable devices

Important background information for decision makers:

The costs of delivering the shared service functions of the department are almost exclusively staffing related. There is very little programmatic funding to reduce; however, if staff are lost, shared services cannot continue the same level of support to the job creation and administrative arms of the agency.

Expected results from the 2013-2015 budget:

These functions provide support to the other programmatic areas of the agency. The results of shared services will assist the IFA, BITD, and Arts/Cultural Trust in achieving their programmatic missions.

Additionally, the department will be in compliance with state and federal reporting requirements and timelines as a result of shared service functions.

Revenue sources and proposed revenue changes:

The Revenue sources for the Shared Services Division are direct Lottery and Other Funds from the Infrastructure Finance Authority, Business Finance and OMWESB programs. There are no proposed revenue changes.

Proposed new laws that apply to the program unit:

The department is not proposing any new laws that apply to the Shared Services Division.

ORBITS Budget Narrative

2013-15 Governor's Balanced Budget

Shared Services Division

Description	Other Fund		Total Fund	Pos	FTE
	Lottery Fund	Ltd			
Base Budget	\$ 7,052,138	\$ 901,904	\$ 7,954,042	30	30.00
Current Service Level Packages			\$ -		
Pkg. 010 - Non-PICS Psnl Svc / Vacancy Factor	\$ 27,256	\$ 8,953	\$ 36,209	-	-
Pkg. 021 - Phase-In	\$ -	\$ -	\$ -	-	-
Pkg. 022 - Phase-out Pgm & One-time Costs	\$ -	\$ -	\$ -	-	-
Pkg. 031 - Standard Inflation	\$ 64,967	\$ 10,469	\$ 75,436	-	-
Pkg. 032 - Above Standard Inflation	\$ 12,420	\$ -	\$ 12,420	-	-
Pkg. 050 - Fundshifts	\$ -	\$ -	\$ -	-	-
Pkg. 060 - Technical Adjustments	\$ -	\$ -	\$ -	-	-
Total Current Service Level Packages	\$ 104,643	\$ 19,422	\$ 124,065	-	-
Total Current Service Level (CSL)	\$ 7,156,781	\$ 921,326	\$ 8,078,107	30	30.00
Policy Option Packages					
Analyst Packages					
Pkg. 081 - May 2012 E-Board	\$ (56,393)	\$ 283,968	\$ 227,575	-	-
Pkg. 090 - Analyst Adjustments	\$ -	\$ -	\$ -	-	-
Pkg. 091 - Statewide Administrative Savings	\$ (160,239)	\$ 100,000	\$ (60,239)	-	-
Pkg. 092 - PERS Taxation Policy	\$ (14,306)	\$ (2,522)	\$ (16,828)	-	-
Pkg. 093 - Other PERS Adjustments	\$ (114,449)	\$ (20,179)	\$ (134,628)	-	-
Policy Packages					
Pkg. 101 - Oregon Innovation Council	\$ -	\$ -	\$ -	-	-
Pkg. 102 - SPWF Recapitalization	\$ -	\$ 183,579	\$ 183,579	1	1.00
Pkg. 103 - Industry Competitiveness Fund	\$ -	\$ -	\$ -	-	-
Pkg. 104 - Strategic Reserve Fund	\$ -	\$ -	\$ -	-	-
Pkg. 105 - Industrial Land Readiness and Site Certification	\$ -	\$ -	\$ -	-	-
Pkg. 106 - OMWESB	\$ -	\$ -	\$ -	-	-
Pkg. 109 - Rural Capacity	\$ -	\$ -	\$ -	-	-
Pkg. 475 - Transfer of Seismic Rehabilitation Grant Program	\$ -	\$ -	\$ -	-	-
Pkg. 476 - Seismic Rehabilitation Debt	\$ -	\$ -	\$ -	-	-
Total Policy Option Packages	\$ (345,387)	\$ 544,846	\$ 199,459	1	1.00
Governor's Balanced Budget	\$ 6,811,394	\$ 1,466,172	\$ 8,277,566	31	31.00

ORBITS Budget Narrative

Shared Services

Essential Packages

Essential packages present budget adjustments needed to bring the base budget to Current Service Level, the calculated cost of continuing legislatively-approved programs into the 2013-15 biennium.

010 Non-PICS Personal Services/Vacancy Factor

This package includes standard inflation of 2.4% on non-PICS items such as overtime, differential, temporary appointments and unemployment assessment, including OPE associated with them. The vacancy factor calculation projects budget changes related to staff turnover and position vacancies during the 2013-15 biennium.

031 & 032 Inflation & Price List Adjustments

This package includes a 2.4% increase for biennial general inflation; a 2.8% increase for professional services (contract providers); a 14.9% increase for Attorney General services; and a 4.4% increase for facilities rent. This package also includes changes to State Government Services charges for the 2013-15 biennium. Package 032 includes an increase to Facilities Rental and Taxes for the Department of Administrative Services (DAS) Leasing Program fee which was previously included as part of State Government Services Charges.

Emergency Board Packages

081 May 2012 E-Board

This package includes actions taken by the May 2012 Emergency Board that carry forward to the 2013-15 biennium.

ORBITS Budget Narrative

Governor's Policy Packages

091 Statewide Administrative Savings

The Governor's budget requires increased efficiency in the operation of state government, calls for additional savings in administrative expenditures, and allows for the reinvestment of some of the savings realized through efficiencies into agency programs or to other initiatives that will further improve the administrative operations of state government.

Package 091 was included in all agency budgets as a placeholder for administrative efficiencies to be found in Finance, IT, HR, Accounting, Payroll, and Procurement activities. The Improving Government subcommittee of the Enterprise Leadership Team will be identifying proposed efficiencies or changes in the delivery of service to meet the funding level in the Governor's budget, and will work with individual agencies on the impact to their budget, along with reinvestment opportunities.

Agencies have been asked not to develop implementation plans for Package 091 until those proposed changes have been identified.

092 PERS Taxation Policy

This package supports a policy change to limit tax relief calculations to PERS retirees that are Oregon residents. Non-resident retirees will no longer receive the tax relief benefit.

093 Other PERS Adjustments

This package supports policy changes that reduce the PERS employer rate.

ESSENTIAL AND POLICY PACKAGE FISCAL IMPACT SUMMARY

Oregon Business Development Department
 Pkg: 010 - Non-PICS Psnl Svc / Vacancy Factor

Cross Reference Name: Shared Services/Central Pool
 Cross Reference Number: 12300-110-00-00-00000

<i>Description</i>	General Fund	Lottery Funds	Other Funds	Federal Funds	Nonlimited Other Funds	Nonlimited Federal Funds	All Funds
Personal Services							
Temporary Appointments	-	2,560	17	-	-	-	2,577
Overtime Payments	-	-	66	-	-	-	66
All Other Differential	-	-	123	-	-	-	123
Public Employees' Retire Cont	-	-	36	-	-	-	36
Pension Obligation Bond	-	5,124	(1,469)	-	-	-	3,655
Social Security Taxes	-	196	15	-	-	-	211
Unemployment Assessments	-	871	-	-	-	-	871
Mass Transit Tax	-	(1,622)	(522)	-	-	-	(2,144)
Vacancy Savings	-	20,127	10,687	-	-	-	30,814
Total Personal Services	-	\$27,256	\$8,953	-	-	-	\$36,209
Total Expenditures							
Total Expenditures	-	27,256	8,953	-	-	-	36,209
Total Expenditures	-	\$27,256	\$8,953	-	-	-	\$36,209
Ending Balance							
Ending Balance	-	(27,256)	(8,953)	-	-	-	(36,209)
Total Ending Balance	-	(\$27,256)	(\$8,953)	-	-	-	(\$36,209)

ESSENTIAL AND POLICY PACKAGE FISCAL IMPACT SUMMARY

Oregon Business Development Department
 Pkg: 031 - Standard Inflation

Cross Reference Name: Shared Services/Central Pool
 Cross Reference Number: 12300-110-00-00-00000

<i>Description</i>	General Fund	Lottery Funds	Other Funds	Federal Funds	Nonlimited Other Funds	Nonlimited Federal Funds	All Funds
Services & Supplies							
Instate Travel	-	1,458	389	-	-	-	1,847
Out of State Travel	-	1,069	203	-	-	-	1,272
Employee Training	-	811	-	-	-	-	811
Office Expenses	-	1,465	-	-	-	-	1,465
Telecommunications	-	1,744	86	-	-	-	1,830
State Gov. Service Charges	-	14,437	-	-	-	-	14,437
Data Processing	-	4,044	1,437	-	-	-	5,481
Publicity and Publications	-	367	1,677	-	-	-	2,044
Professional Services	-	678	-	-	-	-	678
IT Professional Services	-	208	1,400	-	-	-	1,608
Attorney General	-	7,267	1,402	-	-	-	8,669
Employee Recruitment and Develop	-	129	-	-	-	-	129
Dues and Subscriptions	-	61	-	-	-	-	61
Facilities Rental and Taxes	-	26,371	543	-	-	-	26,914
Other Services and Supplies	-	1,701	3,176	-	-	-	4,877
Expendable Prop 250 - 5000	-	1,962	156	-	-	-	2,118
IT Expendable Property	-	1,195	-	-	-	-	1,195
Total Services & Supplies	-	\$64,967	\$10,469	-	-	-	\$75,436
Total Expenditures							
Total Expenditures	-	64,967	10,469	-	-	-	75,436
Total Expenditures	-	\$64,967	\$10,469	-	-	-	\$75,436

ESSENTIAL AND POLICY PACKAGE FISCAL IMPACT SUMMARY

Oregon Business Development Department
 Pkg: 031 - Standard Inflation

Cross Reference Name: Shared Services/Central Pool
 Cross Reference Number: 12300-110-00-00-00000

<i>Description</i>	General Fund	Lottery Funds	Other Funds	Federal Funds	Nonlimited Other Funds	Nonlimited Federal Funds	All Funds
Ending Balance							
Ending Balance	-	(64,967)	(10,469)	-	-	-	(75,436)
Total Ending Balance	-	(\$64,967)	(\$10,469)	-	-	-	(\$75,436)

ESSENTIAL AND POLICY PACKAGE FISCAL IMPACT SUMMARY

Oregon Business Development Department
 Pkg: 032 - Above Standard Inflation

Cross Reference Name: Shared Services/Central Pool
 Cross Reference Number: 12300-110-00-00-00000

<i>Description</i>	General Fund	Lottery Funds	Other Funds	Federal Funds	Nonlimited Other Funds	Nonlimited Federal Funds	All Funds
Services & Supplies							
Facilities Rental and Taxes	-	12,420	-	-	-	-	12,420
Total Services & Supplies	-	\$12,420	-	-	-	-	\$12,420
Total Expenditures							
Total Expenditures	-	12,420	-	-	-	-	12,420
Total Expenditures	-	\$12,420	-	-	-	-	\$12,420
Ending Balance							
Ending Balance	-	(12,420)	-	-	-	-	(12,420)
Total Ending Balance	-	(\$12,420)	-	-	-	-	(\$12,420)

ESSENTIAL AND POLICY PACKAGE FISCAL IMPACT SUMMARY

Oregon Business Development Department
 Pkg: 081 - May 2012 E-Board

Cross Reference Name: Shared Services/Central Pool
 Cross Reference Number: 12300-110-00-00-00000

<i>Description</i>	General Fund	Lottery Funds	Other Funds	Federal Funds	Nonlimited Other Funds	Nonlimited Federal Funds	All Funds
Revenues							
Transfer In - Intrafund	-	-	285,226	-	-	-	285,226
Total Revenues	-	-	\$285,226	-	-	-	\$285,226
Personal Services							
Class/Unclass Sal. and Per Diem	-	(190,562)	190,562	-	-	-	-
Empl. Rel. Bd. Assessments	-	(54)	54	-	-	-	-
Public Employees' Retire Cont	-	(36,339)	36,339	-	-	-	-
Social Security Taxes	-	(14,577)	14,577	-	-	-	-
Worker's Comp. Assess. (WCD)	-	(81)	81	-	-	-	-
Mass Transit Tax	-	(1,142)	1,142	-	-	-	-
Flexible Benefits	-	(41,211)	41,211	-	-	-	-
Vacancy Savings	-	(9,006)	-	-	-	-	(9,006)
Reconciliation Adjustment	-	(2)	2	-	-	-	-
Total Personal Services	-	(\$292,974)	\$283,968	-	-	-	(\$9,006)
Services & Supplies							
Publicity and Publications	-	(2,638)	-	-	-	-	(2,638)
Professional Services	-	(10,280)	-	-	-	-	(10,280)
Undistributed (S.S.)	-	249,499	-	-	-	-	249,499
Total Services & Supplies	-	\$236,581	-	-	-	-	\$236,581

ESSENTIAL AND POLICY PACKAGE FISCAL IMPACT SUMMARY

Oregon Business Development Department
 Pkg: 081 - May 2012 E-Board

Cross Reference Name: Shared Services/Central Pool
 Cross Reference Number: 12300-110-00-00-00000

<i>Description</i>	General Fund	Lottery Funds	Other Funds	Federal Funds	Nonlimited Other Funds	Nonlimited Federal Funds	All Funds
Total Expenditures							
Total Expenditures	-	(56,393)	283,968	-	-	-	227,575
Total Expenditures	-	(\$56,393)	\$283,968	-	-	-	\$227,575
Ending Balance							
Ending Balance	-	56,393	1,258	-	-	-	57,651
Total Ending Balance	-	\$56,393	\$1,258	-	-	-	\$57,651

01/16/13 REPORT NO.: PDPFISCAL
 REPORT: PACKAGE FISCAL IMPACT REPORT
 AGENCY:12300 OREGON BUSINESS DEVEL DEPT
 SUMMARY XREF:110-00-00 Shared Services/Central Pool

DEPT. OF ADMIN. SVCS. -- PPDB PICS SYSTEM

2013-15
 PICS SYSTEM: BUDGET PREPARATION

PACKAGE: 081 - May 2012 E-Board

POSITION NUMBER	CLASS COMP	CLASS NAME	POS CNT	FTE	MOS	STEP	RATE	GF SAL/OPE	OF SAL/OPE	FF SAL/OPE	LF SAL/OPE	AF SAL/OPE
0010111	MMS X7008 AA	PRINCIPAL EXECUTIVE/MANAGER E	1-	1.00-	24.00-	04	6,134.00				147,216- 69,963-	147,216- 69,963-
0010111	MMS X7008 AA	PRINCIPAL EXECUTIVE/MANAGER E	1	1.00	24.00	04	6,134.00		22,082 10,494		125,134 59,469	147,216 69,963
0010206	MMS X7008 AA	PRINCIPAL EXECUTIVE/MANAGER E	1-	1.00-	24.00-	09	7,811.00				187,464- 80,717-	187,464- 80,717-
0010206	MMS X7008 AA	PRINCIPAL EXECUTIVE/MANAGER E	1	1.00	24.00	09	7,811.00		28,120 12,107		159,344 68,610	187,464 80,717
0070107	MMN X1321 AA	HUMAN RESOURCE ANALYST 2	1-	1.00-	24.00-	05	4,809.00				115,416- 61,466-	115,416- 61,466-
0070107	MMN X1321 AA	HUMAN RESOURCE ANALYST 2	1	1.00	24.00	05	4,809.00		17,312 9,219		98,104 52,247	115,416 61,466
0070113	UA C1485 IA	INFO SYSTEMS SPECIALIST 5	1-	1.00-	24.00-	07	5,113.00				122,712- 63,415-	122,712- 63,415-
0070113	UA C1485 IA	INFO SYSTEMS SPECIALIST 5	1	1.00	24.00	07	5,113.00		18,407 9,512		104,305 53,903	122,712 63,415
0070116	MMS X7006 IA	PRINCIPAL EXECUTIVE/MANAGER D	1-	1.00-	24.00-	09	8,206.00				196,944- 83,250-	196,944- 83,250-
0070116	MMS X7006 IA	PRINCIPAL EXECUTIVE/MANAGER D	1	1.00	24.00	09	8,206.00		29,542 12,488		167,402 70,762	196,944 83,250
0070121	MMS X0113 AA	SUPPORT SERVICES SUPERVISOR 2	1-	1.00-	24.00-	08	3,970.00				95,280- 56,086-	95,280- 56,086-
0070121	MMS X0113 AA	SUPPORT SERVICES SUPERVISOR 2	1	1.00	24.00	08	3,970.00		14,292 8,412		80,988 47,674	95,280 56,086
0070125	UA C1484 IA	INFO SYSTEMS SPECIALIST 4	1-	1.00-	24.00-	09	5,019.00				120,456- 62,813-	120,456- 62,813-
0070125	UA C1484 IA	INFO SYSTEMS SPECIALIST 4	1	1.00	24.00	09	5,019.00		18,068 9,422		102,388 53,391	120,456 62,813
0070128	UA C1488 IA	INFO SYSTEMS SPECIALIST 8	1-	1.00-	24.00-	09	7,244.00				173,856- 77,081-	173,856- 77,081-
0070128	UA C1488 IA	INFO SYSTEMS SPECIALIST 8	1	1.00	24.00	09	7,244.00		26,078 11,562		147,778 65,519	173,856 77,081

01/16/13 REPORT NO.: PPDPFISCAL
 REPORT: PACKAGE FISCAL IMPACT REPORT
 AGENCY:12300 OREGON BUSINESS DEVEL DEPT
 SUMMARY XREF:110-00-00 Shared Services/Central Pool

DEPT. OF ADMIN. SVCS. -- PPDB PICS SYSTEM

2013-15

PICS SYSTEM: BUDGET PREPARATION

PACKAGE: 081 - May 2012 E-Board

POSITION NUMBER	CLASS COMP	CLASS NAME	POS CNT	FTE	MOS	STEP	RATE	GF SAL/OPE	OF SAL/OPE	FF SAL/OPE	LF SAL/OPE	AF SAL/OPE
0070204	UA	C0871 AA OPERATIONS & POLICY ANALYST 2	1-	1.00-	24.00-	06	4,628.00				111,072-	111,072-
											60,305-	60,305-
0070204	UA	C0871 AA OPERATIONS & POLICY ANALYST 2	1	1.00	24.00	06	4,628.00		16,661		94,411	111,072
									9,046		51,259	60,305
TOTAL PICS SALARY									190,562		190,562-	
TOTAL PICS OPE									92,262		92,262-	
TOTAL PICS PERSONAL SERVICES =				.00	.00				282,824		282,824-	

ESSENTIAL AND POLICY PACKAGE FISCAL IMPACT SUMMARY

Oregon Business Development Department
 Pkg: 091 - Statewide Administrative Savings

Cross Reference Name: Shared Services/Central Pool
 Cross Reference Number: 12300-110-00-00-00000

<i>Description</i>	General Fund	Lottery Funds	Other Funds	Federal Funds	Nonlimited Other Funds	Nonlimited Federal Funds	All Funds
Revenues							
Tsfr From Administrative Svcs	-	(160,239)	-	-	-	-	(160,239)
Total Revenues	-	(\$160,239)	-	-	-	-	(\$160,239)
Personal Services							
Undistributed (P.S.)	-	(100,000)	100,000	-	-	-	-
Total Personal Services	-	(\$100,000)	\$100,000	-	-	-	-
Services & Supplies							
Undistributed (S.S.)	-	(60,239)	-	-	-	-	(60,239)
Total Services & Supplies	-	(\$60,239)	-	-	-	-	(\$60,239)
Total Expenditures							
Total Expenditures	-	(160,239)	100,000	-	-	-	(60,239)
Total Expenditures	-	(\$160,239)	\$100,000	-	-	-	(\$60,239)
Ending Balance							
Ending Balance	-	-	(100,000)	-	-	-	(100,000)
Total Ending Balance	-	-	(\$100,000)	-	-	-	(\$100,000)

ESSENTIAL AND POLICY PACKAGE FISCAL IMPACT SUMMARY

Oregon Business Development Department
 Pkg: 092 - PERS Taxation Policy

Cross Reference Name: Shared Services/Central Pool
 Cross Reference Number: 12300-110-00-00-00000

<i>Description</i>	General Fund	Lottery Funds	Other Funds	Federal Funds	Nonlimited Other Funds	Nonlimited Federal Funds	All Funds
Revenues							
Tsfr From Administrative Svcs	-	(14,306)	-	-	-	-	(14,306)
Total Revenues	-	(\$14,306)	-	-	-	-	(\$14,306)
Personal Services							
PERS Policy Adjustment	-	(14,306)	(2,522)	-	-	-	(16,828)
Total Personal Services	-	(\$14,306)	(\$2,522)	-	-	-	(\$16,828)
Total Expenditures							
Total Expenditures	-	(14,306)	(2,522)	-	-	-	(16,828)
Total Expenditures	-	(\$14,306)	(\$2,522)	-	-	-	(\$16,828)
Ending Balance							
Ending Balance	-	-	2,522	-	-	-	2,522
Total Ending Balance	-	-	\$2,522	-	-	-	\$2,522

ESSENTIAL AND POLICY PACKAGE FISCAL IMPACT SUMMARY

Oregon Business Development Department
 Pkg: 093 - Other PERS Adjustments

Cross Reference Name: Shared Services/Central Pool
 Cross Reference Number: 12300-110-00-00-00000

<i>Description</i>	General Fund	Lottery Funds	Other Funds	Federal Funds	Nonlimited Other Funds	Nonlimited Federal Funds	All Funds
Revenues							
Tsfr From Administrative Svcs	-	(114,449)	-	-	-	-	(114,449)
Total Revenues	-	(\$114,449)	-	-	-	-	(\$114,449)
Personal Services							
PERS Policy Adjustment	-	(114,449)	(20,179)	-	-	-	(134,628)
Total Personal Services	-	(\$114,449)	(\$20,179)	-	-	-	(\$134,628)
Total Expenditures							
Total Expenditures	-	(114,449)	(20,179)	-	-	-	(134,628)
Total Expenditures	-	(\$114,449)	(\$20,179)	-	-	-	(\$134,628)
Ending Balance							
Ending Balance	-	-	20,179	-	-	-	20,179
Total Ending Balance	-	-	\$20,179	-	-	-	\$20,179

ORBITS Budget Narrative

Oregon Business Development Department Policy Option Package (POP) #102

POP Title: Regional and Local Infrastructure Development (formerly Recapitalization of Special Public Works Fund (SPWF))

Mission:

Business Oregon works to create, retain, expand and attract businesses that provide sustainable, family-wage jobs for Oregonians through public-private partnerships, leveraged funding and support of economic opportunities for Oregon companies and entrepreneurs.

The Infrastructure Finance Authority assists communities in building infrastructure capacity and community facilities to address public health safety and compliance issues as well as support their ability to attract, retain and expand businesses.

Purpose:

The purpose of this package is to respond to critical statewide public works and regional infrastructure needs. Components of this support for regional and local infrastructure development that is related to long-term planning and ongoing support for development of regional priorities over the next 10 years include:

1. Establish a predictable and sustainable funding resource for the ongoing local infrastructure financing needs of the state **(\$24.45 million)**
2. Regional Solutions Committees Ten Areas Funding for investment in locally planned, priority projects. **(\$20 million)**
3. Regional Economic Initiatives Funding for investment by Regional Solutions Committee convenor's allocation. **(\$30 million)**
4. O & C Timberland Collaboration funding. **(\$1.4 million)**
5. Eastern Oregon Forest Collaboration funding. **(\$4 million)**
6. Celilo Falls Confluence Project funding. **(\$1.75 million)**

Sustainable SPWF Funding - Establishing a sustainable SPWF funding source is a multi-biennium strategy that responds to the Infrastructure Finance Authority's goal of achieving a loan volume goal of \$65 million each year for project financing. At present, \$38 million is annually available from loan repayments and bond bank proceeds based upon the current revolving loan pool of about \$355 million. The \$38 million is used as \$4 million in grants and \$34 million in loans. The \$24.45 million additional financing request will result in annual revolving payments of approximately \$2 million - an incremental increase that will eventually lead to the target funding level.

ORBITS Budget Narrative

The additional benefit of increased SPWF capitalization is the use of interest earnings from the loans (assumes the additional capital is provided from lottery funded bonds). The present SPWF revolving loan funds pay for SPWF operating expenses. The additional interest earnings from increased capitalization are targeted to initiate a sustainable strategy identified in the outcome area of the Economy and Jobs 10-Year Plan. Interest earnings will be used to pay for support of the “needs and issues” project computer application currently under development, rural capacity for direct project development assistance, enhanced Regional Solutions Team activity and management of the 10-Year Plan investment strategy.

Regional Solutions Committee Funding – Two million dollars for each of the ten Regional Solutions Committees is included in the Governor’s Recommended Budget. These planning resources are targeted to be available to the Committees for investment in priority projects within the region to assure those projects advancement. The funding will be utilized in combination with other capital financing resources and the allocated planning capacity each committee receives. Plans for use of the funding for regional and local projects are limited by requirements of the specific financing to be utilized and any limits or thresholds established by the governance structure for the statewide 10 year capital investment plan. The IFA will act as the fiduciary vehicle for distribution of the funds.

Regional Economic Initiatives Funding – Thirty million dollars is included in the Governor’s Recommended Budget for statewide use related to community and/or regionally identified economic development initiatives, associated projects or other necessary local infrastructure investments. The projects will be recommended by the Regional Solutions Committees for consideration and prioritization. The Regional Solutions Committee conveners will determine the methods and means of distributing the funds, using the IFA as the fiduciary vehicle to award and distribute the funding.

O & C Timberland Collaboration Funding – Funding will address the continued need to determine means to obtain acceptable timber resources from O & C lands. Significant strides have been made to date. Additional work will focus on advancing voluntary efforts around conservation, timber + wildfire management efficiencies and other pilot efforts that increase public values associated with O & C lands.

Eastern Oregon Forest Collaboration Funding – Eastern Oregon forest policy needs to continue the development of science/technology and a business model to advance stable timber supply agreements, reduce planning/implementation costs, and advance project efforts that focus on at-risk Eastern Oregon mill infrastructure. This funding will have multiple activities that: 1) engage private sector resources in providing science, technical assistance, facilitation, research and planning efficiencies, 2) provide small collaborative capacity grants to support forest collaborative to effectively increase the pace and scale of management of harvests, 3) dedicated interaction with US Forest Service and forest collaborative groups, the congressional delegation, Western

ORBITS Budget Narrative

Governor's Association and Oregon legislature, and 4) finance matching funds with the US Forest Service to advance stable timber supply agreements.

Celilo Falls Confluence Project Funding – The Confluence Project is a collaborative effort of Pacific Northwest tribes, renowned artist Maya Lin, civic groups from Washington and Oregon and other artists, architects and landscape designers. The Celilo Falls Park Project is one of seven locations along the Columbia River Basin where rivers meet and indigenous people once gathered. The site was the location of one of the North American largest waterfalls and was a live sustaining salmon fishery and gathering place for thousands of Native Americans. The project includes environmental restoration and a tribute artwork.

Strategic Plan:

The 2012-2017 Infrastructure Finance Strategic Plan focuses on four main themes: Funding, State and Federal Partnerships and Outreach, 10-Year Plan: Economy and Jobs, and Program Effectiveness and Technology.

Budget Request is linked to the Strategic Plan:

These proposed actions will advance three of the four main themes.

Funding

- Increasing capitalization of Special Public Works and Water/Waste Water
 - Provide funding to communities for projects
 - Increase community support

State and Federal Partnerships and Outreach

- Building and maintaining partnerships with federal and state agencies, and aligning strategic investments on mutual projects with communities who have the greatest need.

10-Year Plan: Economy and Jobs

- The additional interest earnings from additional capitalization are targeted to further advance economic development statewide under Strategy 2. Funding and earnings can be used to pay for local economic initiatives, regional infrastructure, cultural development, sustainable natural resources for jobs, rural capacity for direct project development, enhanced Regional Solutions activity, and management of the 10 Year Investment Strategy Activities are targeted to initiate a sustainable strategy identified in the outcome area of the Economy and Jobs 10-Year Plan.

ORBITS Budget Narrative

Program Effectiveness and Technology

- By reaching out and engaging communities who are out of compliance and need assistance and providing funding for projects that would remedy bringing systems back in compliance or improve community standards.

How achieved:

Sustainable SPWF Funding – Upon receipt of the capital for the SPWF, the funds will be added to the pool of loan program proceeds and committed to projects through the standard loan application and underwriting process.

Milestone	Targeted Dates
Funds added to revolving loan pool when received and become part of standard SPWF program	November 2013 and April 2015

Regional Solutions Committee Funding -

Milestone	Targeted Dates
Administrative Rules will be developed and published for governance of the program.	October 2013
Funds will be made available for distribution	June 2014

Regional Economic Initiatives Funding -

Milestone	Targeted Dates
Administrative Rules will be developed and published for governance of the program.	December 2013
Funds will be made available for distribution and use.	April 2015

ORBITS Budget Narrative

Eastern Oregon Forest Collaboration Funding –

Milestone	Targeted Dates
Funds will be distributed upon availability in two installments.	November 2013 and June 2014

O & C Timberland Collaboration Funding –

Milestone	Targeted Dates
Funds will be distributed upon availability.	June 2014

Celilo Falls Confluence Project Funding –

Milestone	Targeted Dates
Funds will be distributed upon availability.	June 2014

Staffing Impact:

One (1) full-time, permanent position, **Information System Specialist 5**, requested for the “Needs and Issues” system management and operation to maintain the program and provide system administration. For system refinement and de-bugging throughout the 2013-15 biennium \$150,000 in budget authority is needed. In addition, \$28,800 is included in this request for platform hosting site expense (\$1,200/mo)

Quantifying Results:

Sustainable SPWF Funding – Program success will be measured by the number of additional projects that are immediately developed by the infusion of cash into the program, and the increased level of revolved funding generated by the first loans made with the bond proceeds. The department will continue to monitor the results on a quarterly basis and report out annually through KPMs.

Regional Solutions Committee Funding – Program success will be measured by the number of additional projects that are developed and the funds leveraged.

ORBITS Budget Narrative

Regional Economic Initiatives Funding - Program success will be measured by the number of additional projects that are developed and the funds leveraged.

O & C Timberland Collaboration Funding – Program success will be measured by the resource management agreements implemented.

Eastern Oregon Forest Collaboration Funding - Program success will be measured by the resource management agreements implemented.

Celilo Falls Confluence Project Funding – Program success will be measured by the completion of the project.

Revenue Source:

Other Funds from Lottery Bond proceeds, and Lottery Funds for Debt Service

Additional Information:

This policy option package directly helps deliver the concepts in strategy 2 of the Economy and Jobs vision. It creates a next generation financing mechanism for infrastructure and business development that combines local, regional and state opportunities that can result in attracting private development. With this package, planning, strategies and funding can be integrated at a state, regional and local level to achieve aligned infrastructure goals. By providing funding mechanisms to speed up development, Oregon creates a fertile economic environment for business and communities, and is overall more effective, integrated and efficient when it comes to infrastructure and economic development.

ESSENTIAL AND POLICY PACKAGE FISCAL IMPACT SUMMARY

Oregon Business Development Department
 Pkg: 102 - SPWF Re-capitalization

Cross Reference Name: Shared Services/Central Pool
 Cross Reference Number: 12300-110-00-00-00000

<i>Description</i>	General Fund	Lottery Funds	Other Funds	Federal Funds	Nonlimited Other Funds	Nonlimited Federal Funds	All Funds
Revenues							
Transfer In - Intrafund	-	-	184,223	-	-	-	184,223
Total Revenues	-	-	\$184,223	-	-	-	\$184,223
Personal Services							
Class/Unclass Sal. and Per Diem	-	-	97,512	-	-	-	97,512
Empl. Rel. Bd. Assessments	-	-	40	-	-	-	40
Public Employees' Retire Cont	-	-	18,595	-	-	-	18,595
Social Security Taxes	-	-	7,460	-	-	-	7,460
Worker's Comp. Assess. (WCD)	-	-	59	-	-	-	59
Mass Transit Tax	-	-	585	-	-	-	585
Flexible Benefits	-	-	30,528	-	-	-	30,528
Total Personal Services	-	-	\$154,779	-	-	-	\$154,779
Services & Supplies							
Data Processing	-	-	28,800	-	-	-	28,800
Total Services & Supplies	-	-	\$28,800	-	-	-	\$28,800
Total Expenditures							
Total Expenditures	-	-	183,579	-	-	-	183,579
Total Expenditures	-	-	\$183,579	-	-	-	\$183,579

ESSENTIAL AND POLICY PACKAGE FISCAL IMPACT SUMMARY

Oregon Business Development Department
 Pkg: 102 - SPWF Re-capitalization

Cross Reference Name: Shared Services/Central Pool
 Cross Reference Number: 12300-110-00-00-00000

<i>Description</i>	General Fund	Lottery Funds	Other Funds	Federal Funds	Nonlimited Other Funds	Nonlimited Federal Funds	All Funds
Ending Balance							
Ending Balance	-	-	644	-	-	-	644
Total Ending Balance	-	-	\$644	-	-	-	\$644
Total Positions							
Total Positions							1
Total Positions	-	-	-	-	-	-	1
Total FTE							
Total FTE							1.00
Total FTE	-	-	-	-	-	-	1.00

01/16/13 REPORT NO.: PDPFISCAL
 REPORT: PACKAGE FISCAL IMPACT REPORT
 AGENCY:12300 OREGON BUSINESS DEVEL DEPT
 SUMMARY XREF:110-00-00 Shared Services/Central Pool

DEPT. OF ADMIN. SVCS. -- PPDB PICS SYSTEM
 PACKAGE: 102 - SPWF Re-capitalization

2013-15
 PICS SYSTEM: BUDGET PREPARATION
 PAGE 3
 PROD FILE

POSITION NUMBER	CLASS	COMP	CLASS NAME	POS CNT	FTE	MOS	STEP	RATE	GF SAL/OPE	OF SAL/OPE	FF SAL/OPE	LF SAL/OPE	AF SAL/OPE
3013016	UA	C1485 IA	INFO SYSTEMS SPECIALIST 5	1	1.00	24.00	02	4,063.00		97,512 56,682			97,512 56,682
TOTAL PICS SALARY										97,512			97,512
TOTAL PICS OPE										56,682			56,682
TOTAL PICS PERSONAL SERVICES =				1	1.00	24.00				154,194			154,194

DETAIL OF LOTTERY FUNDS, OTHER FUNDS, AND FEDERAL FUNDS REVENUE

Oregon Business Development Department
2013-15 Biennium

Agency Number: 12300
Cross Reference Number: 12300-110-00-00-00000

<i>Source</i>	2009-11 Actuals	2011-13 Leg Adopted Budget	2011-13 Leg Approved Budget	2013-15 Agency Request Budget	2013-15 Governor's Budget	2013-15 Leg Adopted Budget
Lottery Funds						
Transfer In - Intrafund	49,702	-	-	-	-	-
Transfer In Lottery Proceeds	-	-	-	221,771	-	-
Tsfr From Administrative Svcs	6,312,128	6,822,694	6,683,523	7,180,978	5,880,627	-
Total Lottery Funds	\$6,361,830	\$6,822,694	\$6,683,523	\$7,402,749	\$5,880,627	-
Other Funds						
Interest Income	7,033	6,800	6,800	8,000	8,000	-
Other Revenues	13,909	-	-	-	-	-
Transfer In - Intrafund	4,132,228	979,971	979,971	1,393,035	1,393,035	-
Transfer Out - Intrafund	(2,242,513)	-	-	-	-	-
Total Other Funds	\$1,910,657	\$986,771	\$986,771	\$1,401,035	\$1,401,035	-

Oregon Business Development Department

Agency Number: 12300

**Program Unit Appropriated Fund Group and Category Summary
2013-15 Biennium
Shared Services/Central Pool**

**Version: Y - 01 - Governor's Budget
Cross Reference Number: 12300-110-00-00-00000**

Description	2009-11 Actuals	2011-13 Leg Adopted Budget	2011-13 Leg Approved Budget	2013-15 Agency Request Budget	2013-15 Governor's Budget	2013-15 Leg Adopted Budget
-------------	-----------------	----------------------------	-----------------------------	-------------------------------	---------------------------	----------------------------

LIMITED BUDGET (Excluding Packages)

PERSONAL SERVICES

Lottery Funds	4,849,968	5,269,141	5,457,250	5,850,062	5,825,865	-
Other Funds	914,861	611,357	611,357	535,549	533,290	-
All Funds	5,764,829	5,880,498	6,068,607	6,385,611	6,359,155	-

SERVICES & SUPPLIES

Lottery Funds	882,805	1,541,800	1,226,273	1,226,273	1,226,273	-
Other Funds	862,692	368,614	368,614	368,614	368,614	-
All Funds	1,745,497	1,910,414	1,594,887	1,594,887	1,594,887	-

SPECIAL PAYMENTS

Lottery Funds	24,290	-	-	-	-	-
---------------	--------	---	---	---	---	---

TOTAL LIMITED BUDGET (Excluding Packages)

Lottery Funds	5,757,063	6,810,941	6,683,523	7,076,335	7,052,138	-
Other Funds	1,777,553	979,971	979,971	904,163	901,904	-
All Funds	7,534,616	7,790,912	7,663,494	7,980,498	7,954,042	-

AUTHORIZED POSITIONS

	32	32	32	30	30	-
--	----	----	----	----	----	---

AUTHORIZED FTE

	32.00	31.25	31.25	30.00	30.00	-
--	-------	-------	-------	-------	-------	---

LIMITED BUDGET (Essential Packages)

010 NON-PICS PSNL SVC / VACANCY FACTOR

PERSONAL SERVICES

Lottery Funds	-	-	-	27,256	27,256	-
---------------	---	---	---	--------	--------	---

Program Unit Appropriated Fund Group and Category Summary
 2013-15 Biennium
 Shared Services/Central Pool

Version: Y - 01 - Governor's Budget
 Cross Reference Number: 12300-110-00-00-00000

Description	2009-11 Actuals	2011-13 Leg Adopted Budget	2011-13 Leg Approved Budget	2013-15 Agency Request Budget	2013-15 Governor's Budget	2013-15 Leg Adopted Budget
Other Funds	-	-	-	8,954	8,953	-
All Funds	-	-	-	36,210	36,209	-
031 STANDARD INFLATION						
SERVICES & SUPPLIES						
Lottery Funds	-	-	-	64,967	64,967	-
Other Funds	-	-	-	10,469	10,469	-
All Funds	-	-	-	75,436	75,436	-
032 ABOVE STANDARD INFLATION						
SERVICES & SUPPLIES						
Lottery Funds	-	-	-	12,420	12,420	-
TOTAL LIMITED BUDGET (Essential Packages)						
Lottery Funds	-	-	-	104,643	104,643	-
Other Funds	-	-	-	19,423	19,422	-
All Funds	-	-	-	124,066	124,065	-
LIMITED BUDGET (Current Service Level)						
Lottery Funds	5,757,063	6,810,941	6,683,523	7,180,978	7,156,781	-
Other Funds	1,777,553	979,971	979,971	923,586	921,326	-
All Funds	7,534,616	7,790,912	7,663,494	8,104,564	8,078,107	-
AUTHORIZED POSITIONS	32	32	32	30	30	-
AUTHORIZED FTE	32.00	31.25	31.25	30.00	30.00	-
LIMITED BUDGET (Policy Packages)						

Agency Request
 2013-15 Biennium

Governor's Budget
 Page 330

Legislatively Adopted
 Program Unit Appropriated Fund and Category Summary- BPR007A

Oregon Business Development Department

Agency Number: 12300

**Program Unit Appropriated Fund Group and Category Summary
2013-15 Biennium
Shared Services/Central Pool**

**Version: Y - 01 - Governor's Budget
Cross Reference Number: 12300-110-00-00-00000**

Description	2009-11 Actuals	2011-13 Leg Adopted Budget	2011-13 Leg Approved Budget	2013-15 Agency Request Budget	2013-15 Governor's Budget	2013-15 Leg Adopted Budget
-------------	-----------------	----------------------------	-----------------------------	-------------------------------	---------------------------	----------------------------

PRIORITY 0

081 MAY 2012 E-BOARD

PERSONAL SERVICES

Lottery Funds	-	-	-	(294,232)	(292,974)	-
Other Funds	-	-	-	285,226	283,968	-
All Funds	-	-	-	(9,006)	(9,006)	-

SERVICES & SUPPLIES

Lottery Funds	-	-	-	236,581	236,581	-
---------------	---	---	---	---------	---------	---

091 STATEWIDE ADMINISTRATIVE SAVINGS

PERSONAL SERVICES

Lottery Funds	-	-	-	-	(100,000)	-
Other Funds	-	-	-	-	100,000	-
All Funds	-	-	-	-	-	-

SERVICES & SUPPLIES

Lottery Funds	-	-	-	-	(60,239)	-
---------------	---	---	---	---	----------	---

092 PERS TAXATION POLICY

PERSONAL SERVICES

Lottery Funds	-	-	-	-	(14,306)	-
Other Funds	-	-	-	-	(2,522)	-
All Funds	-	-	-	-	(16,828)	-

093 OTHER PERS ADJUSTMENTS

Oregon Business Development Department

Agency Number: 12300

**Program Unit Appropriated Fund Group and Category Summary
2013-15 Biennium
Shared Services/Central Pool**

**Version: Y - 01 - Governor's Budget
Cross Reference Number: 12300-110-00-00-00000**

Description	2009-11 Actuals	2011-13 Leg Adopted Budget	2011-13 Leg Approved Budget	2013-15 Agency Request Budget	2013-15 Governor's Budget	2013-15 Leg Adopted Budget
PERSONAL SERVICES						
Lottery Funds	-	-	-	-	(114,449)	-
Other Funds	-	-	-	-	(20,179)	-
All Funds	-	-	-	-	(134,628)	-
102 SPWF RE-CAPITALIZATION						
PERSONAL SERVICES						
Other Funds	-	-	-	155,423	154,779	-
SERVICES & SUPPLIES						
Other Funds	-	-	-	28,800	28,800	-
AUTHORIZED POSITIONS	-	-	-	1	1	-
AUTHORIZED FTE	-	-	-	1.00	1.00	-
108 IT SECURITY AND STANDARDS COMPLIANCE						
PERSONAL SERVICES						
Lottery Funds	-	-	-	155,422	-	-
SERVICES & SUPPLIES						
Lottery Funds	-	-	-	124,000	-	-
AUTHORIZED POSITIONS	-	-	-	1	-	-
AUTHORIZED FTE	-	-	-	1.00	-	-
TOTAL LIMITED BUDGET (Policy Packages)						
Lottery Funds	-	-	-	221,771	(345,387)	-
Other Funds	-	-	-	469,449	544,846	-

Oregon Business Development Department

Agency Number: 12300

**Program Unit Appropriated Fund Group and Category Summary
2013-15 Biennium
Shared Services/Central Pool**

**Version: Y - 01 - Governor's Budget
Cross Reference Number: 12300-110-00-00-00000**

Description	2009-11 Actuals	2011-13 Leg Adopted Budget	2011-13 Leg Approved Budget	2013-15 Agency Request Budget	2013-15 Governor's Budget	2013-15 Leg Adopted Budget
All Funds	-	-	-	691,220	199,459	-
AUTHORIZED POSITIONS	-	-	-	2	1	-
AUTHORIZED FTE	-	-	-	2.00	1.00	-
TOTAL LIMITED BUDGET (Including Packages)						
Lottery Funds	5,757,063	6,810,941	6,683,523	7,402,749	6,811,394	-
Other Funds	1,777,553	979,971	979,971	1,393,035	1,466,172	-
All Funds	7,534,616	7,790,912	7,663,494	8,795,784	8,277,566	-
AUTHORIZED POSITIONS	32	32	32	32	31	-
AUTHORIZED FTE	32.00	31.25	31.25	32.00	31.00	-
OPERATING BUDGET						
Lottery Funds	5,757,063	6,810,941	6,683,523	7,402,749	6,811,394	-
Other Funds	1,777,553	979,971	979,971	1,393,035	1,466,172	-
All Funds	7,534,616	7,790,912	7,663,494	8,795,784	8,277,566	-
AUTHORIZED POSITIONS	32	32	32	32	31	-
AUTHORIZED FTE	32.00	31.25	31.25	32.00	31.00	-
TOTAL BUDGET						
Lottery Funds	5,757,063	6,810,941	6,683,523	7,402,749	6,811,394	-
Other Funds	1,777,553	979,971	979,971	1,393,035	1,466,172	-
All Funds	7,534,616	7,790,912	7,663,494	8,795,784	8,277,566	-
AUTHORIZED POSITIONS	32	32	32	32	31	-
AUTHORIZED FTE	32.00	31.25	31.25	32.00	31.00	-

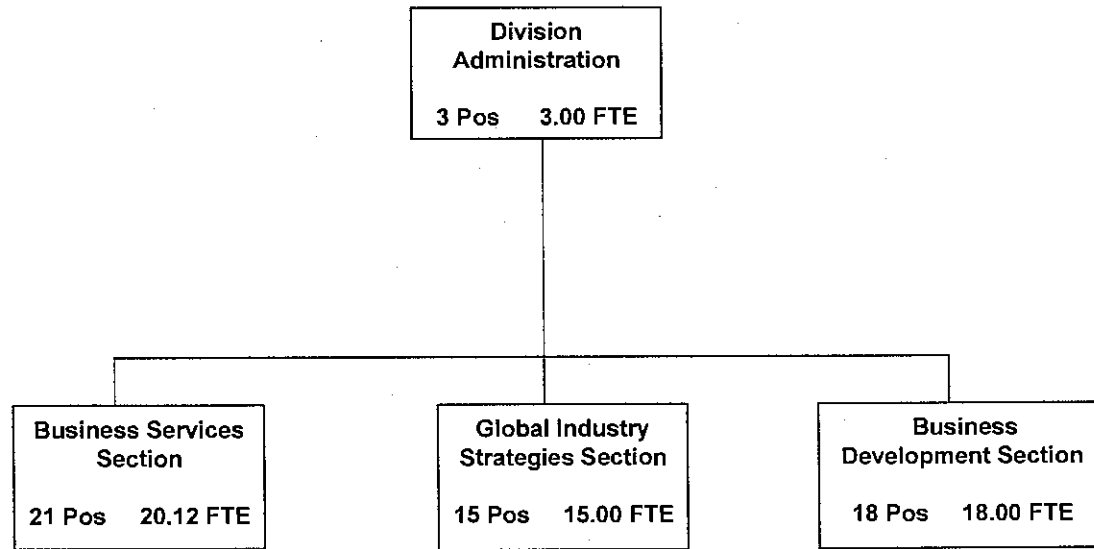
This Page Intentionally Left Blank

Oregon Business Development Department

Business, Innovation and Trade Division

2011 – 13 Biennium

Total FTE 56.12

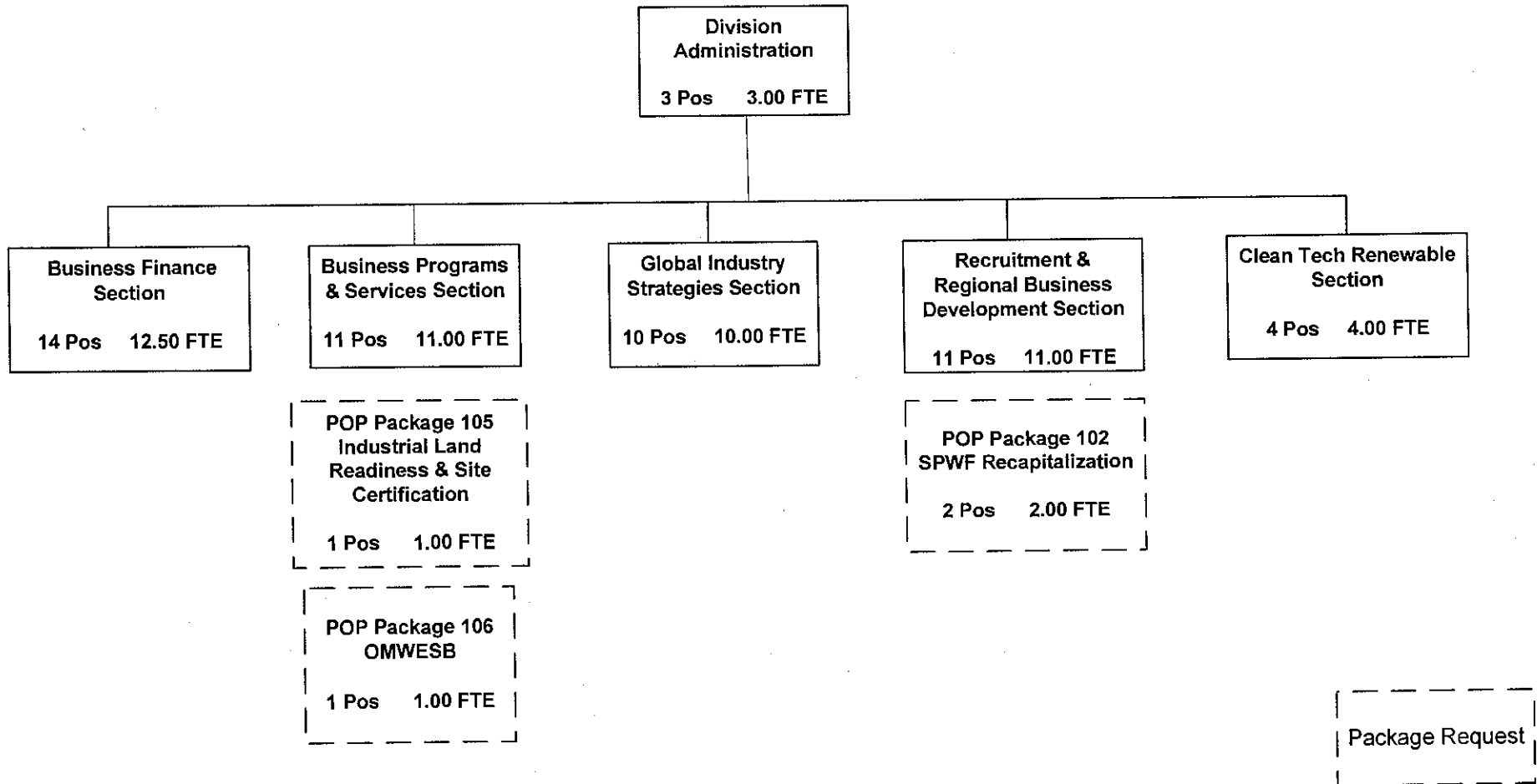


Oregon Business Development Department

Business, Innovation and Trade Division

2013 – 15 Governor’s Balance Budget

Total FTE 55.50



ORBITS Budget Narrative

Business, Innovation & Trade Division

Program Description

Purpose, customers, and source of funding:

The Business, Innovation & Trade Division (BITD) exists to implement the department's mission: To enable the creation, retention, expansion, and attraction of businesses that provide sustainable, living-wage jobs for Oregonians through public-private partnerships, leveraged funding and support of economic opportunities for Oregon companies & entrepreneurs.

BITD's primary customers are existing Oregon businesses; secondarily, Business Oregon also recruits new businesses to the state. BITD staff work with regional economic development organizations and local government's economic development staff to deliver state-wide support to businesses and communities.

Activities, programs, and issues in the program unit base budget:

BITD's programs promote business growth, job retention, and job creation by working with Oregon businesses to address common needs and to remove industry competitiveness barriers. Business development officers, global trade specialists, key industry strategists, and loan officers work to achieve these goals. BITD's main programs include the administration of the Governor's Strategic Reserve Fund, Industry Competiveness Fund, Strategic Investment Programs, and Business Finance Programs. These programs are delivered within the following BITD areas:

ORBITS Budget Narrative

1. **Business, Innovation & Trade**

- ***Governor's Strategic Reserve Fund*** – A direct investment forgivable loan program and is the most effective and flexible job creation tool at the department's disposal. The funds are used as a strategic investment focused on creating and retaining jobs for Oregon businesses, and contain claw back provisions to protect the state's investment.
- ***Business Expansion Program*** – A newly created program that supports high-wage job growth in Oregon, available to traded sector firms with a at least 150 employees that create at least 50 new, full-time jobs at 150 percent of the state or county average wage. An award under this program is based on two years of estimated personal income tax revenues generated by the new hires from the expansion or relocation project and contains clawback provisions if the requirements are not met.
- ***Industry Competitiveness*** – Implements and supports strategies to increase the local, national and global competitiveness of Oregon businesses and high-value industries. ICF is a resource that increases the competitiveness, capacity, growth and profitability of industry clusters, statewide and regional economic development partners, and international trade (export) businesses through the Oregon Trade Promotion Program. The primary customers of the Industry Competitiveness program are Oregon businesses that may be typically associated with one or more of the following industries: renewable energy, energy efficiency, natural resources, manufacturing, metals, high technology, sports apparel, or recreation products. ICF is also used as a state match that may be used or required to leverage federal and private funding for programs such as the State Trade and Export Program, Oregon Manufacturing Extension Partnership (OMEP), the Oregon Small Business Development Center Network (OSBDCN) and the Government Contracting Assistance Program (GCAP). Additionally, ICF dollars help the state partner with regional economic development entities to cohesively advance the state's economy.
- ***Manufacturing Business Energy Tax Credit*** – Provides eligible businesses for a tax credit equal to 50% of up to \$40 million in eligible capital investment costs for renewable energy. The tax credit may be monetized through transfer to individuals or companies with Oregon tax liability at a discount rate determined by the state. The credit also is subject to claw backs should performance measures not be met. Oregon facilities that manufacture renewable energy resource equipment may be eligible for the credit, which has proven valuable in helping to offset the costs of large capital investments.

ORBITS Budget Narrative

2. Business Development Services

- **Brownfields Program** – Combines state and federal funding to offer low-interest loans with flexible terms to private individuals, local governments and non-profit organizations to determine the impact of brownfields in their community as well as to complete the evaluation and cleanup of brownfields.
- **Industrial Site Certification Program** – Certifies industrial lands as “project ready” (i.e. providing assurance that a site can be developed in 180 days or less) for specific industry profiles, saving prospective companies significant cost, time, and risk with development opportunities.
- **Incentive Programs**
 - **Strategic Investment Program** – Exempts a portion of large capital investments from property taxes. The program is available statewide for projects developed by “traded-sector” businesses, most often used for manufacturing firms. “Traded sector” is defined in Oregon law as “industries in which member firms sell their goods or services into markets for which national or international competition exists.” Depending on the investment size, the Strategic Investment Program can offer exceptional benefits in terms of net present value.
 - **Oregon Investment Advantage** – This income tax exemption program helps businesses start or locate in many Oregon counties with a multi-year income tax holiday. Companies setting up operations in an eligible county can be certified at least eight times to annually deduct or subtract taxable income related to those operations, potentially eliminating any state business income tax liability for that period, which begins at least 24 months after the commencement of new operations.
 - **Enterprise Zones** – Oregon's enterprise zones offer a unique resource to Oregon communities, and an excellent opportunity for businesses growing or relocating in Oregon. Primarily, enterprise zones exempt businesses from local property taxes on new investments. Sponsored by municipal or tribal governments, an enterprise zone typically serves as a focal point for local development efforts.

ORBITS Budget Narrative

3. Global Strategies

- **Export Promotion** – Understanding the need to diversify the state’s economy and recognizing the opportunity to grow Oregon’s economy through exports, Business Oregon works to maximize the state’s international presence to better serve Oregon companies. International staff provides one-on-one business counseling, market research & entry strategies, due diligence assistance to identify or evaluate international partners, and facilitates export financing solutions for Oregon companies by working with federal export financing entities. Additionally, BITD operates the Oregon Trade Promotion Program (OTPP) and the federally-funded State Trade Export Promotion (STEP) program to assist Oregon companies in participating in international trade shows and trade missions. International staff also serves as primary points of contact for trade missions to foreign markets and incoming delegations with an interest in Oregon’s economic landscape.
- **Oregon Innovation Council** – Business Oregon has integrated innovation into the state’s economic development strategy through its work with the Oregon Innovation Council (Oregon InC), a public-private board that brings together leaders from private business and higher education to develop and drive the state's innovation strategy. While we do not currently have Oregon InC funding in our base budget, we have provided the leadership necessary to administer the initiatives sponsored by the Council.

Oregon InC develops, champions and implements strategic initiatives that make existing Oregon companies more profitable by making them more competitive and sustainable; bolsters innovative research that leads to not only new discoveries but new companies built around them; and increases access to public and private funding for start-up companies.

4. Business Services

- **Business Finance Services** – The Business Finance Team provides a range of financing services to Oregon businesses and lending partners. These services include revolving loan funds for working capital and term loans; loan guarantees on bank loans; loans for startup businesses; and tax-exempt bond financing for manufacturers, including:

ORBITS Budget Narrative

- Oregon Business Development Fund (OBDF) provides direct loans that leverage private capital and provides an incentive for businesses to expand or locate in Oregon
 - Oregon Capital Access Program (CAP) provides a form of loan portfolio insurance so banks may make business loans that carry higher than conventional risks while complying with federal and state banking regulations
 - Oregon Credit Enhancement Fund (CEF) provides loan guarantees to banks in order to increase capital availability to small businesses
 - Oregon Industrial Development Bonds (IDB) are available to manufacturing projects, exempt facilities and non-profit organizations to help in job creation and access to capital primarily for value-added manufacturing
 - Entrepreneurial Development Loan Fund (EDLF) offers direct loans to help new businesses get started
- ***New Market Tax Credit program*** – The Oregon Low Income Community Jobs Initiative (Oregon New Market Tax Credit, or NMTC) program helps finance investments and create jobs in low-income communities; delivers below-market-rate investment options to Oregon businesses; attracts additional Federal New Market Tax Credit investments in Oregon; and sparks revitalization in Oregon’s low-income communities.
- ***Small Business Services*** – Staff works directly with the statewide network of Small Business Development Centers (SBDC’s) to provide services such as information, referral, technical assistance and training to current and aspiring small business owners. Staff also assists the Small Business Advisory Council, a state-level advisory body that offers guidance on how to maintain a strong economic environment for the state’s small businesses.
- ***Business Retention Services*** – Provides technical assistance for companies to work with business consultants to evaluate the operational structure and costs to ensure they have framework in place to continue their operations.
- ***The Office of Minority, Women, and Emerging Small Business (OMWESB)*** – Provides services to promote job retention and job creation and help support Oregon’s small businesses through certification. Certification provides an evaluation and certification of businesses by disadvantaged business owners. This certification helps these business in selling their products or services to state and local governments.

ORBITS Budget Narrative

Important background information for decision makers:

The efforts of the Business, Innovation, and Trade programs focus on enhancing relationships that strategically advance the state's economic development strategy.

- ***Implementing Oregon Inc 2.0:*** Provide support to continue the state's commitment to connecting Oregon's universities with Oregon businesses to support research and development of innovative products and allow them to remain more competitive in the global marketplace. Recognize the need to include permanent financing for Oregon InC in the department's base budget. Solidify the department's relationship with the federal delegation to continue the spotlight on Oregon's innovation model as leader nationwide, potentially directing increased federal resources to the state as a result. Continue to grow the number of companies served by the High-Tech Extension Service. Started in spring 2009, this program helps link Oregon businesses with the Research & Development (R&D) resources of Oregon InC's three Signature Research Centers (SRC's) to develop new products and/or solve technical challenges. After less than a year, more than 100 businesses are using the service.
- ***Meeting federal match requirements:*** Dedicate resources necessary to prevent the loss of available federal funding from state programs.
- ***Developing a global economic strategy for the state:*** Capitalize on foreign direct investment opportunities, particularly with Asia to create jobs for Oregonians. Create new opportunities for Oregon companies to access foreign markets to export their products and services.
- ***Improve land readiness and redevelopment opportunities:*** Maintain and improve Oregon's competitive advantage for business expansion and recruitment on industrial sites and employment lands through education, programs, interagency collaboration, strategies, and marketing.

ORBITS Budget Narrative

Expected results from the 2013-2015 budget:

Based on the Current Service Level funding, in the 2013-2015 biennium, BITD expects to:

1. Create 2700 jobs created over the next five years (KPM#1)
2. Retain 7500 jobs over the next five years (KPM #2)
3. Return \$4.8 million revenue to the state general fund in income tax generated from jobs created or retained (KPM #3)
4. Assist with \$7 million in export sales (KPM #4)
5. Assist small businesses to stay in business (KPM #5)
6. Certify 6 sites/300 acres within the biennium (KPM #6)

Revenue sources:

Direct Lottery Funds; Federal funds for the Brownfields program, State Small Business Credit Initiative (SSBCI) and State Trade and Export Program (STEP) grant; and Other Funds from loan principal and interest repayments, loan and service fees, investment interest earnings and miscellaneous receipts.

Matching Funds:

- Brownfields: 20% match. Approximately 14% is matched by OBDD administration other funds and remainder is local match.
- State Small Business Credit Initiative: match is not required
- State Trade and Export Program: 25% match provided by lottery funds.
- Electric Vehicle: match is not required

ORBITS Budget Narrative

New laws that apply to the program unit:

LC 468 (HB 2223): Creates the Oregon Growth Board Task Force. Recommendations of the Oregon Growth Board will be presented to the Oregon Legislature in the 2013 Session, which will drive the outcomes that are yet to be determined.

Change in Statutory Language: New legislation pending

LC 469 (HB 2224): Extends sunset for tax credit for renewable energy resource equipment manufacturing facilities from January 1, 2014 to January 1, 2018.

Change in Statutory Language: Section 3, Chapter 474, Oregon Laws 2011.

LC 470 (HB 2225): This concept codifies the Business Expansion Program, created in the 2011 session and extends the department's ability to transfer moneys from the Strategic Reserve Fund to the Business Expansion Program to support job creation opportunities. The bill removes sunset language from the Oregon Business Retention and Expansion Program, and allows the Oregon Business Development Department to transfer moneys from the Strategic Reserve Fund to Oregon Business Retention and Expansion Fund for the purpose of making loans.

Change in Statutory Language: Section 11, Chapter 549, Oregon Laws 2011 - The initial draft was amended to read “ **(1) The Oregon Business Development Department may transfer moneys credited to the Strategic Reserve Fund created under ORS 285B.266 to the Oregon Business Retention and Expansion Program Fund established under section 8, chapter 549, Oregon Laws 2011, to be used for the purpose of making the loans provided by the agreements entered into under section 6, chapter 549, Oregon Laws 2011, and in accordance with the provisions of sections 1 to 8, chapter 549, Oregon Laws 2011. (2) Unless approved by the Joint Committee on Ways and Means or, if the Legislative Assembly is not in session, the Emergency Board, administrative expenses of the Oregon Business Development Department incurred in connection with the implementation and administration of sections 1 to 8, chapter 549, Oregon Laws 2011, may not be paid from funds transferred pursuant to this section. Expenses that are project-related are not considered to be administrative expenses of the department.**”

ORBITS Budget Narrative

LC 472 (SB 182): The Oregon Business Development Department shall review the statutory laws governing programs administered by the department and shall determine needed changes to those laws to reflect budget changes. The department shall report its findings to the Legislative Assembly. Requires the Oregon Business Development Department to conduct a review of statutory laws governing programs administered by the department and to report findings and recommendations to the Legislative Assembly.

Change in Statutory Language: (1) **The Oregon Business Development Department shall conduct a review of all statutory laws governing programs administered by the department to determine needed changes to those laws, taking into account budgetary changes and considerations. The department shall prepare a report on the review and findings of the department under this section, and may include recommendations for legislation, to the committees of the Legislative Assembly related to business development no later than October 15, 2013. (2) This 2013 Act being necessary for the immediate preservation of the public peace, health and safety, an emergency is declared to exist, and this 2013 Act takes effect on its passage.**

ORBITS Budget Narrative

2013-15 Governor's Balanced Budget

Business, Innovation and Trade Division

Description	Other Fund		Other Fund	Federal Fund	Total Fund	Pos	FTE
	Lottery Fund	Non Ltd	Ltd				
Base Budget	\$ 49,228,021	\$ 15,306,457	\$ 8,774,911	\$ 20,110,862	\$ 93,420,251	53	51.50
Current Service Level Packages							
Pkg. 010 - Non-PICS Psnl Svc / Vacancy Factor	\$ 55,848	\$ -	\$ 4,597	\$ 19,792	\$ 80,237	-	-
Pkg. 021 - Phase-In	\$ 4,056,478	\$ -	\$ -	\$ -	\$ 4,056,478	-	-
Pkg. 022 - Phase-out Pgm & One-time Costs	\$(21,027,000)	\$ -	\$(944,296)	\$(12,479,817)	\$(34,451,113)	-	-
Pkg. 031 - Standard Inflation	\$ 511,258	\$ 295	\$ 165,906	\$ 63,131	\$ 740,590	-	-
Pkg. 032 - Above Standard Inflation	\$ -	\$ -	\$ -	\$ -	\$ -	-	-
Pkg. 050 - Fundshifts	\$ -	\$ -	\$ 99,580	\$ (99,580)	\$ -	-	-
Pkg. 060 - Technical Adjustments	\$ -	\$ -	\$ -	\$ -	\$ -	-	-
Total Current Service Level Packages	\$(16,403,416)	\$ 295	\$(674,213)	\$(12,496,474)	\$(29,573,808)	-	-
Total Current Service Level (CSL)	\$ 32,824,605	\$ 15,306,752	\$ 8,100,698	\$ 7,614,388	\$ 63,846,443	53	51.50
Policy Option Packages							
Analyst Packages							
Pkg. 081 - May 2012 E-Board	\$ 68,261	\$ -	\$ -	\$ 120,000	\$ 188,261	-	-
Pkg. 090 - Analyst Adjustments	\$ -	\$ -	\$ -	\$ -	\$ -	-	-
Pkg. 091 - Statewide Administrative Savings	\$ -	\$ -	\$ -	\$ -	\$ -	-	-
Pkg. 092 - PERS Taxation Policy	\$(21,248)	\$ -	\$(10,271)	\$(1,025)	\$(32,544)	-	-
Pkg. 093 - Other PERS Adjustments	\$(169,980)	\$ -	\$(82,171)	\$(8,202)	\$(260,353)	-	-
Policy Packages							
Pkg. 101 - Oregon Innovation Council	\$ 25,000,000	\$ -	\$ -	\$ -	\$ 25,000,000	-	-
Pkg. 102 - SPWF Recapitalization	\$ -	\$ -	\$ 436,125	\$ -	\$ 436,125	2	2.00
Pkg. 103 - Industry Competitiveness Fund	\$ 2,050,000	\$ -	\$ -	\$ -	\$ 2,050,000	-	-
Pkg. 104 - Strategic Reserve Fund	\$ 10,500,000	\$ -	\$ -	\$ -	\$ 10,500,000	-	-
Pkg. 105 - Industrial Land Readiness and Site Certification	\$ 127,737	\$ -	\$ -	\$ -	\$ 127,737	1	1.00
Pkg. 106 - OMWESB	\$ -	\$ -	\$ 532,147	\$ -	\$ 532,147	1	1.00
Pkg. 109 - Rural Capacity	\$ -	\$ -	\$ -	\$ -	\$ -	-	-
Pkg. 475 - Transfer of Seismic Rehabilitation Grant Program	\$ -	\$ -	\$ -	\$ -	\$ -	-	-
Pkg. 476 - Seismic Rehabilitation Debt	\$ -	\$ -	\$ -	\$ -	\$ -	-	-
Total Policy Option Packages	\$ 37,554,770	\$ -	\$ 875,830	\$ 110,773	\$ 38,541,373	4	4.00
Governor's Balanced Budget	\$ 70,379,375	\$ 15,306,752	\$ 8,976,528	\$ 7,725,161	\$102,387,816	57	55.50

ORBITS Budget Narrative

Business Innovation & Trade

Essential Packages

Essential packages present budget adjustments needed to bring the base budget to Current Service Level, the calculated cost of continuing legislatively-approved programs into the 2013-15 biennium.

010 Non-PICS Personal Services/Vacancy Factor

This package includes standard inflation of 2.4% on such non-PICS items as overtime, differential, temporary appointments and unemployment assessment, including OPE associated with them. The vacancy factor calculation projects budget changes related to staff turnover and position vacancies during the 2013-15 biennium.

021 Phase-In

This package includes spending authority for the amount of funds expected to carry-forward from the 2011-13 biennium into the 2013-15 biennium. This amount is comprised of:

Lottery Funds

- \$4,056,478 Lottery Funds for projects that have been awarded or committed but have not been fully drawn down.

022 Phase-Out

This package is used to phase out decreased cost resulting from the elimination of pilot programs, and other one-time costs that will not be funded in the 2013-15 biennium. It is also used to remove excess/empty limitation. This package includes:

Lottery Fund

- Removes \$3,337,000 of spending authority for Lottery Funds carried-forward from 2009-11 into the 2011-13 biennium.
- Removes the one-time allocation of \$15,440,000 for Oregon InC.
- Remove the one-time allocation of \$950,000 for the Credit Enhancement Fund.
- Remove the one-time allocation of \$1,000,000 for West Coast Strategies
- Remove the one-time allocation of \$300,000 for Economic Gardening

ORBITS Budget Narrative

Other Fund limitation

- Removes \$622,500 spending authority related to BOOST Grants
- Removes \$321,796 spending authority related to SB 766

Federal Fund limitation

- Removes \$500,000 spending authority related to the Electric Vehicle Grant
- Removes \$375,000 spending authority related to the STEP Grant
- Removes \$11,511,817 spending authority related to the SSBCI allocation from the US Department of the Treasury
- Removes \$93,000 spending authority related to ARRA Pellet Plant Administration

031 Inflation & Price List Adjustments

This package includes a 2.4% increase for biennial general inflation; a 2.8% increase for professional services (contract providers); an 14.9% increase for Attorney General services; and a 4.4% increase for facilities rent. This package also includes changes to State Government Services charges for the 2013-15 biennium.

050 Fund Shift

This package shifts .20 FTE of 3 federally funded positions to Other funds. These positions are funded 100% by the SSBCI federal grant in the 2011-13 biennium. The allocation for administrative costs is expected to be fully expended during the 2013-15 biennium. Once this occurs, the positions will be funded by program income (Other funds).

Emergency Board Packages

081 May 2012 E-Board

This package includes actions taken by the May 2012 Emergency Board that carry forward to the 2013-15 biennium.

ORBITS Budget Narrative

Governor's Policy Packages

092 PERS Taxation Policy

This package supports a policy change to limit tax relief calculations to PERS retirees that are Oregon residents. Non-resident retirees will no longer receive the tax relief benefit.

093 Other PERS Adjustments

This package supports policy changes that reduce the PERS employer rate.

ESSENTIAL AND POLICY PACKAGE FISCAL IMPACT SUMMARY

Oregon Business Development Department
 Pkg: 010 - Non-PICS Psnl Svc / Vacancy Factor

Cross Reference Name: Business, Innovation, Trade
 Cross Reference Number: 12300-210-00-00-00000

<i>Description</i>	General Fund	Lottery Funds	Other Funds	Federal Funds	Nonlimited Other Funds	Nonlimited Federal Funds	All Funds
Revenues							
Federal Funds	-	-	-	19,792	-	-	19,792
Total Revenues	-	-	-	\$19,792	-	-	\$19,792
Personal Services							
All Other Differential	-	834	-	-	-	-	834
Public Employees' Retire Cont	-	159	-	-	-	-	159
Pension Obligation Bond	-	9,680	3,213	19,792	-	-	32,685
Social Security Taxes	-	64	-	-	-	-	64
Mass Transit Tax	-	(1,707)	(1,016)	-	-	-	(2,723)
Other OPE	-	11,055	2,400	-	-	-	13,455
Vacancy Savings	-	35,763	-	-	-	-	35,763
Total Personal Services	-	\$55,848	\$4,597	\$19,792	-	-	\$80,237
Total Expenditures							
Total Expenditures	-	55,848	4,597	19,792	-	-	80,237
Total Expenditures	-	\$55,848	\$4,597	\$19,792	-	-	\$80,237
Ending Balance							
Ending Balance	-	(55,848)	(4,597)	-	-	-	(60,445)
Total Ending Balance	-	(\$55,848)	(\$4,597)	-	-	-	(\$60,445)

ESSENTIAL AND POLICY PACKAGE FISCAL IMPACT SUMMARY

Oregon Business Development Department
Pkg: 021 - Phase-in

Cross Reference Name: Business, Innovation, Trade
Cross Reference Number: 12300-210-00-00-00000

<i>Description</i>	General Fund	Lottery Funds	Other Funds	Federal Funds	Nonlimited Other Funds	Nonlimited Federal Funds	All Funds
Special Payments							
Dist to Non-Gov Units	-	4,056,478	-	-	-	-	4,056,478
Total Special Payments	-	\$4,056,478	-	-	-	-	\$4,056,478
Total Expenditures							
Total Expenditures	-	4,056,478	-	-	-	-	4,056,478
Total Expenditures	-	\$4,056,478	-	-	-	-	\$4,056,478
Ending Balance							
Ending Balance	-	(4,056,478)	-	-	-	-	(4,056,478)
Total Ending Balance	-	(\$4,056,478)	-	-	-	-	(\$4,056,478)

ESSENTIAL AND POLICY PACKAGE FISCAL IMPACT SUMMARY

Oregon Business Development Department
 Pkg: 022 - Phase-out Pgm & One-time Costs

Cross Reference Name: Business, Innovation, Trade
 Cross Reference Number: 12300-210-00-00-00000

<i>Description</i>	General Fund	Lottery Funds	Other Funds	Federal Funds	Nonlimited Other Funds	Nonlimited Federal Funds	All Funds
Revenues							
Charges for Services	-	-	(738,328)	-	-	-	(738,328)
Interest Income	-	-	(328,900)	-	-	-	(328,900)
Federal Funds	-	-	-	(12,479,817)	-	-	(12,479,817)
Total Revenues	-	-	(\$1,067,228)	(\$12,479,817)	-	-	(\$13,547,045)
Services & Supplies							
Instate Travel	-	-	(10,500)	(55,800)	-	-	(66,300)
Office Expenses	-	-	-	(21,500)	-	-	(21,500)
Telecommunications	-	-	(2,145)	-	-	-	(2,145)
Professional Services	-	-	-	(293,000)	-	-	(293,000)
Facilities Rental and Taxes	-	-	(1,890)	-	-	-	(1,890)
Agency Program Related S and S	-	(1,300,000)	-	-	-	-	(1,300,000)
Expendable Prop 250 - 5000	-	-	(7,150)	-	-	-	(7,150)
IT Expendable Property	-	-	(1,250)	-	-	-	(1,250)
Total Services & Supplies	-	(\$1,300,000)	(\$22,935)	(\$370,300)	-	-	(\$1,693,235)
Special Payments							
Dist to Non-Gov Units	-	(18,777,000)	(622,500)	(12,109,517)	-	-	(31,509,017)
Other Special Payments	-	(950,000)	-	-	-	-	(950,000)
Spc Pmt to Lands, Dept of State	-	-	(28,797)	-	-	-	(28,797)
Spc Pmt to Environmental Quality	-	-	(175,646)	-	-	-	(175,646)
Spc Pmt to Land Conservation Dev	-	-	(94,418)	-	-	-	(94,418)
Total Special Payments	-	(\$19,727,000)	(\$921,361)	(\$12,109,517)	-	-	(\$32,757,878)

ESSENTIAL AND POLICY PACKAGE FISCAL IMPACT SUMMARY

Oregon Business Development Department
 Pkg: 022 - Phase-out Pgm & One-time Costs

Cross Reference Name: Business, Innovation, Trade
 Cross Reference Number: 12300-210-00-00-00000

<i>Description</i>	General Fund	Lottery Funds	Other Funds	Federal Funds	Nonlimited Other Funds	Nonlimited Federal Funds	All Funds
Total Expenditures							
Total Expenditures	-	(21,027,000)	(944,296)	(12,479,817)	-	-	(34,451,113)
Total Expenditures	-	(\$21,027,000)	(\$944,296)	(\$12,479,817)	-	-	(\$34,451,113)
Ending Balance							
Ending Balance	-	21,027,000	(122,932)	-	-	-	20,904,068
Total Ending Balance	-	\$21,027,000	(\$122,932)	-	-	-	\$20,904,068

ESSENTIAL AND POLICY PACKAGE FISCAL IMPACT SUMMARY

Oregon Business Development Department
 Pkg: 031 - Standard Inflation

Cross Reference Name: Business, Innovation, Trade
 Cross Reference Number: 12300-210-00-00-00000

<i>Description</i>	General Fund	Lottery Funds	Other Funds	Federal Funds	Nonlimited Other Funds	Nonlimited Federal Funds	All Funds
Revenues							
Federal Funds	-	-	-	63,131	-	-	63,131
Total Revenues	-	-	-	\$63,131	-	-	\$63,131
Services & Supplies							
Instate Travel	-	6,662	1,648	-	-	-	8,310
Out of State Travel	-	13,552	554	-	-	-	14,106
Employee Training	-	830	233	-	-	-	1,063
Office Expenses	-	2,245	868	-	-	-	3,113
Telecommunications	-	2,834	1,113	-	-	-	3,947
State Gov. Service Charges	-	16,196	27,630	16	295	-	44,137
Data Processing	-	84	23,679	-	-	-	23,763
Publicity and Publications	-	2,469	1,694	-	-	-	4,163
Professional Services	-	19,809	25,273	280	-	-	45,362
IT Professional Services	-	-	17	-	-	-	17
Attorney General	-	9,792	7,664	1,341	-	-	18,797
Dispute Resolution Services	-	-	(481)	-	-	-	(481)
Employee Recruitment and Develop	-	79	54	-	-	-	133
Dues and Subscriptions	-	1,137	115	-	-	-	1,252
Facilities Rental and Taxes	-	19,636	2,883	-	-	-	22,519
Other Services and Supplies	-	104	341	-	-	-	445
Expendable Prop 250 - 5000	-	514	171	-	-	-	685
Total Services & Supplies	-	\$95,943	\$93,456	\$1,637	\$295	-	\$191,331

ESSENTIAL AND POLICY PACKAGE FISCAL IMPACT SUMMARY

Oregon Business Development Department
Pkg: 031 - Standard Inflation

Cross Reference Name: Business, Innovation, Trade
Cross Reference Number: 12300-210-00-00-00000

<i>Description</i>	General Fund	Lottery Funds	Other Funds	Federal Funds	Nonlimited Other Funds	Nonlimited Federal Funds	All Funds
Special Payments							
Dist to Cities	-	8,318	-	5,544	-	-	13,862
Dist to Counties	-	3,027	-	-	-	-	3,027
Dist to Other Gov Unit	-	8,004	6,995	-	-	-	14,999
Dist to Non-Gov Units	-	392,416	65,455	43,014	-	-	500,885
Loans Made - Other	-	-	-	12,936	-	-	12,936
Other Special Payments	-	3,550	-	-	-	-	3,550
Total Special Payments	-	\$415,315	\$72,450	\$61,494	-	-	\$549,259
Total Expenditures							
Total Expenditures	-	511,258	165,906	63,131	295	-	740,590
Total Expenditures	-	\$511,258	\$165,906	\$63,131	\$295	-	\$740,590
Ending Balance							
Ending Balance	-	(511,258)	(165,906)	-	(295)	-	(677,459)
Total Ending Balance	-	(\$511,258)	(\$165,906)	-	(\$295)	-	(\$677,459)

ESSENTIAL AND POLICY PACKAGE FISCAL IMPACT SUMMARY

Oregon Business Development Department
Pkg: 050 - Fundshifts

Cross Reference Name: Business, Innovation, Trade
Cross Reference Number: 12300-210-00-00-00000

<i>Description</i>	General Fund	Lottery Funds	Other Funds	Federal Funds	Nonlimited Other Funds	Nonlimited Federal Funds	All Funds
Revenues							
Federal Funds	-	-	-	(99,580)	-	-	(99,580)
Total Revenues	-	-	-	(\$99,580)	-	-	(99,580)
Personal Services							
Class/Unclass Sal. and Per Diem	-	-	64,080	(64,080)	-	-	-
Empl. Rel. Bd. Assessments	-	-	24	(24)	-	-	-
Public Employees' Retire Cont	-	-	12,220	(12,220)	-	-	-
Social Security Taxes	-	-	4,902	(4,902)	-	-	-
Worker's Comp. Assess. (WCD)	-	-	36	(36)	-	-	-
Flexible Benefits	-	-	18,318	(18,318)	-	-	-
Total Personal Services	-	-	\$99,580	(\$99,580)	-	-	-
Total Expenditures							
Total Expenditures	-	-	99,580	(99,580)	-	-	-
Total Expenditures	-	-	\$99,580	(\$99,580)	-	-	-
Ending Balance							
Ending Balance	-	-	(99,580)	-	-	-	(99,580)
Total Ending Balance	-	-	(\$99,580)	-	-	-	(99,580)

PACKAGE: 050 - Fundshifts

POSITION NUMBER	CLASS COMP	CLASS NAME	POS CNT	FTE	MOS	STEP	RATE	GF SAL/OPE	OF SAL/OPE	FF SAL/OPE	LF SAL/OPE	AF SAL/OPE
3011007	UA C1003 AA	LOAN SPECIALIST 3	1-	1.00-	24.00-	02	4,415.00			105,960- 58,940-		105,960- 58,940-
3011007	UA C1003 AA	LOAN SPECIALIST 3	1	1.00	24.00	02	4,415.00		21,192 11,788	84,768 47,152		105,960 58,940
3011008	UA C1003 AA	LOAN SPECIALIST 3	1-	1.00-	24.00-	05	5,098.00			122,352- 63,320-		122,352- 63,320-
3011008	UA C1003 AA	LOAN SPECIALIST 3	1	1.00	24.00	05	5,098.00		24,470 12,665	97,882 50,655		122,352 63,320
3011009	UA C1002 AA	LOAN SPECIALIST 2	1-	1.00-	24.00-	02	3,837.00			92,088- 55,233-		92,088- 55,233-
3011009	UA C1002 AA	LOAN SPECIALIST 2	1	1.00	24.00	02	3,837.00		18,418 11,047	73,670 44,186		92,088 55,233
TOTAL PICS SALARY									64,080	64,080-		
TOTAL PICS OPE									35,500	35,500-		
TOTAL PICS PERSONAL SERVICES =				.00	.00				99,580	99,580-		

ESSENTIAL AND POLICY PACKAGE FISCAL IMPACT SUMMARY

Oregon Business Development Department
 Pkg: 060 - Technical Adjustments

Cross Reference Name: Business, Innovation, Trade
 Cross Reference Number: 12300-210-00-00-00000

<i>Description</i>	General Fund	Lottery Funds	Other Funds	Federal Funds	Nonlimited Other Funds	Nonlimited Federal Funds	All Funds
Services & Supplies							
Professional Services	-	-	700,000	-	-	-	700,000
Total Services & Supplies	-	-	\$700,000	-	-	-	\$700,000
Special Payments							
Dist to Non-Gov Units	-	-	(700,000)	-	-	-	(700,000)
Total Special Payments	-	-	(\$700,000)	-	-	-	(\$700,000)
Total Expenditures							
Total Expenditures	-	-	-	-	-	-	-
Total Expenditures	-	-	-	-	-	-	-
Ending Balance							
Ending Balance	-	-	-	-	-	-	-
Total Ending Balance	-	-	-	-	-	-	-

ESSENTIAL AND POLICY PACKAGE FISCAL IMPACT SUMMARY

Oregon Business Development Department
 Pkg: 081 - May 2012 E-Board

Cross Reference Name: Business, Innovation, Trade
 Cross Reference Number: 12300-210-00-00-00000

<i>Description</i>	General Fund	Lottery Funds	Other Funds	Federal Funds	Nonlimited Other Funds	Nonlimited Federal Funds	All Funds
Revenues							
Federal Funds	-	-	-	120,000	-	-	120,000
Total Revenues	-	-	-	\$120,000	-	-	\$120,000
Services & Supplies							
Publicity and Publications	-	(22,528)	-	-	-	-	(22,528)
Professional Services	-	(92,514)	-	120,000	-	-	27,486
Undistributed (S.S.)	-	183,303	-	-	-	-	183,303
Total Services & Supplies	-	\$68,261	-	\$120,000	-	-	\$188,261
Total Expenditures							
Total Expenditures	-	68,261	-	120,000	-	-	188,261
Total Expenditures	-	\$68,261	-	\$120,000	-	-	\$188,261
Ending Balance							
Ending Balance	-	(68,261)	-	-	-	-	(68,261)
Total Ending Balance	-	(\$68,261)	-	-	-	-	(\$68,261)

ESSENTIAL AND POLICY PACKAGE FISCAL IMPACT SUMMARY

Oregon Business Development Department
 Pkg: 092 - PERS Taxation Policy

Cross Reference Name: Business, Innovation, Trade
 Cross Reference Number: 12300-210-00-00-00000

<i>Description</i>	General Fund	Lottery Funds	Other Funds	Federal Funds	Nonlimited Other Funds	Nonlimited Federal Funds	All Funds
Revenues							
Federal Funds	-	-	-	(1,025)	-	-	(1,025)
Tsfr From Administrative Svcs	-	(21,248)	-	-	-	-	(21,248)
Total Revenues	-	(\$21,248)	-	(\$1,025)	-	-	(\$22,273)
Personal Services							
PERS Policy Adjustment	-	(21,248)	(10,271)	(1,025)	-	-	(32,544)
Total Personal Services	-	(\$21,248)	(\$10,271)	(\$1,025)	-	-	(\$32,544)
Total Expenditures							
Total Expenditures	-	(21,248)	(10,271)	(1,025)	-	-	(32,544)
Total Expenditures	-	(\$21,248)	(\$10,271)	(\$1,025)	-	-	(\$32,544)
Ending Balance							
Ending Balance	-	-	10,271	-	-	-	10,271
Total Ending Balance	-	-	\$10,271	-	-	-	\$10,271

ESSENTIAL AND POLICY PACKAGE FISCAL IMPACT SUMMARY

Oregon Business Development Department
 Pkg: 093 - Other PERS Adjustments

Cross Reference Name: Business, Innovation, Trade
 Cross Reference Number: 12300-210-00-00000

<i>Description</i>	General Fund	Lottery Funds	Other Funds	Federal Funds	Nonlimited Other Funds	Nonlimited Federal Funds	All Funds
Revenues							
Federal Funds	-	-	-	(8,202)	-	-	(8,202)
Tsfr From Administrative Svcs	-	(169,980)	-	-	-	-	(169,980)
Total Revenues	-	(\$169,980)	-	(\$8,202)	-	-	(\$178,182)
Personal Services							
PERS Policy Adjustment	-	(169,980)	(82,171)	(8,202)	-	-	(260,353)
Total Personal Services	-	(\$169,980)	(\$82,171)	(\$8,202)	-	-	(\$260,353)
Total Expenditures							
Total Expenditures	-	(169,980)	(82,171)	(8,202)	-	-	(260,353)
Total Expenditures	-	(\$169,980)	(\$82,171)	(\$8,202)	-	-	(\$260,353)
Ending Balance							
Ending Balance	-	-	82,171	-	-	-	82,171
Total Ending Balance	-	-	\$82,171	-	-	-	\$82,171

ORBITS Budget Narrative

Oregon Business Development Department Policy Option Package (POP) #101

POP Title: Oregon Innovation Council – Seeding the Future \$25,000,000 Lottery Fund

Mission:

Business Oregon works to create, retain, expand and attract businesses that provide sustainable, family-wage jobs for Oregonians through public-private partnerships, leveraged funding and support of economic opportunities for Oregon companies and entrepreneurs.

The Business, Innovation and Trade Division (BITD) promotes business growth to further job creation and retention by working with Oregon businesses to remove barriers to industry competitiveness. In addition, BITD assists Oregon businesses in accessing global markets and by recruiting international companies to Oregon securing Oregon's position in the global economy.

Purpose:

Over the past seven years, Business Oregon has integrated innovation into the state's economic development strategy through its work with the Oregon Innovation Council (Oregon InC), a public-private board that brings together leaders from private business and the state's research universities to develop and drive the state's innovation strategy. Oregon InC develops, champions and implements strategic initiatives that make existing Oregon companies more profitable by making them more competitive and sustainable; bolsters innovative research that leads to not only new discoveries but new companies built around them; and increases access start-up companies have to public and private funding. Oregon InC is a significant component of the Oregon Business Plan and industry cluster strategy.

To accomplish these goals, the Legislature allocates Lottery Fund dollars which the council invests in emerging and established industries, and funds three Signature Research Centers (SRCs) dedicated to focusing the R&D capabilities of Oregon's four research universities on commercialization. The individual initiatives fund research grants for ideas with commercial potential, such as creating building insulation from recycled styrofoam or strong 2x4s from very fast-growing but weak Poplar trees. They offer gap grants that help early stage companies prove concepts, giving start-ups like Puralytics of Beaverton the chance to perfect a water purification project using ultra-violet light and nano-materials. Initiatives provide matching grants that help businesses compete for federal funding dollars and provide expertise and mentoring for start-ups.

Business Oregon believes that Oregon InC is the key to keeping our state's commitment to innovation growing.

ORBITS Budget Narrative

How achieved:

Oregon InC has a unique system to ensure that state funding for its individual initiatives was limited, transparent and accountable. All initiatives are funded for two years, and then Oregon InC reopens a state-wide competition to identify and prioritize those ideas with the greatest potential to diversify, drive and innovate Oregon's economy. While current initiatives may apply, there is no guarantee of continued funding. Those ideas that survive the vetting process conducted by Oregon InC's private sector leadership will make up the 2013 Innovation Plan.

To ensure that all corners of the state have the opportunity to compete for inclusion in the 2013 Innovation Plan, Oregon InC's leadership traveled to Pendleton, Redmond, Tillamook and Medford. These half-day sessions included discussions with local economic development organizations, private business people, and political and community leaders to both solicit their ideas, and offer insights into how to tap Oregon InC resources. Committees comprised entirely of private sector leaders who are members of Oregon InC made the final choices for inclusion in the 2013 Innovation Plan.

The goal of the 2013 Innovation Plan is to find those ideas that use innovation to spur high wage jobs creation and business growth across entire industry clusters rather than "pick winners" among individual business ideas. Proposals must show potential return on investment in the form of increased federal and private sector grants coming back to Oregon; new high wage job creation, and new company formation - and show a high probability of significantly accelerating the growth of a traded sector in Oregon over the next 5-10 years.

Finally, winning proposals should be aligned with one of the state's five identified key industry clusters identified as providing our state a competitive advantage: Advanced Manufacturing; Clean Technology; Forestry & Wood Products; High Technology; Outdoor Gear & Apparel.

Oregon InC will "graduate" one of the 2011 initiatives (see below) at the conclusion of the 2011-13 biennium, and proposes to add two new initiatives in the 2013 Innovation Plan. Additionally, it believes that the role and funding of Oregon BEST should be expanded to take advantage of commercialization opportunities in the green building and clean technologies fields, areas that may also include opportunities for greater participation by the state's agricultural and wood product interests.

To date, the \$58 million Oregon InC investments have helped capture more than \$350 million in federal and private grants. Initiatives have helped incubate more than 30 companies (of which 18 survive), raise \$115 million in private capital. Oregon InC's 11 shared labs have been used by almost 300 organizations to perfect ideas as diverse as portable kidney dialysis machines and new malaria-fighting drugs.

ORBITS Budget Narrative

Staffing Impact:

No staffing impact is anticipated.

Quantifying Results:

To ensure Legislative goals are met on a rigorous time schedule, Oregon InC's Audit & Accountability Committee, comprised of private sector leaders and legislators, reviews each initiative's progress quarterly, provides technical assistance and make changes if necessary – or stops funding altogether. In line with the Council's private sector genesis, initiatives continue only as long as they can show they are operating at a "profit" for the state. Those helping Oregon industries become more competitive and sustainable are expected to eventually "graduate" to economic independence, while Oregon InC's Signature Research Centers reduce the role of state funding as they mature.

After five years of funding, two of Oregon InC's original seven initiatives no longer receive state funds. A manufacturing initiative in conjunction with Portland State University was de-funded in March 2009 because the university ended its commitment to on-going faculty support. A second initiative supporting increased innovation among Oregon's seafood processors, the Consumer Seafood Initiative (CSI), is now funded wholly by federal, local and industry grants, and state support concluded on June 30, 2011.

A third original initiative developed by the Northwest Food Processors Association will become independent of state support at the conclusion of the 2011-13 biennium. The initiative has been effective: its efficiencies have helped create or retain 733 Oregon jobs; created energy savings in 14 companies and brought together industry leaders to share best practices.

Going forward, all initiatives are now required to include the goal of operational sustainability in the metrics by which their performance is judged by the Audit Committee. Initiatives are using a variety of methods to achieve that goal, including offering fee-for-service operations; conference sponsorships; paid memberships; federal and private grants, and corporate sponsorships.

Business Oregon has also worked with the Legislative Fiscal Office and Oregon InC to develop more rigorous methodology to measure the current Innovation Plan's contributions to the state's economy, and will continue to refine key performance measures (KPMs) if this package is fully funded. In addition, once the 2013 Innovation Plan is determined, the department will adjust these KPMs to reflect the anticipated impact of the Oregon InC initiatives:

1. Increase of the target for jobs created over the next five years.
2. Increase of the target for jobs retained over the next five years.
3. Increase in the Revenue returned to the state general fund in income tax generated from jobs created or retained.

In addition, the Department will continue to track the following internal metrics associated with the Innovation Plan investments:

- Leverage of private, federal and foundation dollars

ORBITS Budget Narrative

- Number of new start-up companies spun out of university/SRC research
- Recruitment of new companies resulting from innovation initiatives

Each of these metrics will be measured quarterly by the Audit & Accountability Committee.

Revenue Source:

Lottery Funds

Additional Information:

Business Oregon has also worked with the Legislative Fiscal Office and Oregon InC to develop more rigorous methodology to measure the current Innovation Plan's contributions to the state's economy, and will continue to refine key performance measures (KPMs) if this package is fully funded. In addition, once the 2013 Innovation Plan is determined, the department will adjust these KPMs to reflect the anticipated impact of the Oregon InC initiatives:

1. Increase of the target for jobs created over the next five years.
2. Increase of the target for jobs retained over the next five years.
3. Increase in the Revenue returned to the state general fund in income tax generated from jobs created or retained.

In addition, the Department will continue to track the following internal metrics associated with the Innovation Plan investments:

ESSENTIAL AND POLICY PACKAGE FISCAL IMPACT SUMMARY

Oregon Business Development Department
 Pkg: 101 - Oregon Innovation Council

Cross Reference Name: Business, Innovation, Trade
 Cross Reference Number: 12300-210-00-00-00000

<i>Description</i>	General Fund	Lottery Funds	Other Funds	Federal Funds	Nonlimited Other Funds	Nonlimited Federal Funds	All Funds
Special Payments							
Dist to Non-Profit Organizations	-	25,000,000	-	-	-	-	25,000,000
Total Special Payments	-	\$25,000,000	-	-	-	-	\$25,000,000
Total Expenditures							
Total Expenditures	-	25,000,000	-	-	-	-	25,000,000
Total Expenditures	-	\$25,000,000	-	-	-	-	\$25,000,000
Ending Balance							
Ending Balance	-	(25,000,000)	-	-	-	-	(25,000,000)
Total Ending Balance	-	(\$25,000,000)	-	-	-	-	(\$25,000,000)

ORBITS Budget Narrative

Oregon Business Development Department Policy Option Package (POP) #102

POP Title: Regional and Local Infrastructure Development (formerly Recapitalization of Special Public Works Fund (SPWF))

Mission:

Business Oregon works to create, retain, expand and attract businesses that provide sustainable, family-wage jobs for Oregonians through public-private partnerships, leveraged funding and support of economic opportunities for Oregon companies and entrepreneurs.

The Infrastructure Finance Authority assists communities in building infrastructure capacity and community facilities to address public health safety and compliance issues as well as support their ability to attract, retain and expand businesses.

Purpose:

The purpose of this package is to respond to critical statewide public works and regional infrastructure needs. Components of this support for regional and local infrastructure development that is related to long-term planning and ongoing support for development of regional priorities over the next 10 years include:

1. Establish a predictable and sustainable funding resource for the ongoing local infrastructure financing needs of the state **(\$24.45 million)**
2. Regional Solutions Committees Ten Areas Funding for investment in locally planned, priority projects. **(\$20 million)**
3. Regional Economic Initiatives Funding for investment by Regional Solutions Committee convenor's allocation. **(\$30 million)**
4. O & C Timberland Collaboration funding. **(\$1.4 million)**
5. Eastern Oregon Forest Collaboration funding. **(\$4 million)**
6. Celilo Falls Confluence Project funding. **(\$1.75 million)**

Sustainable SPWF Funding - Establishing a sustainable SPWF funding source is a multi-biennium strategy that responds to the Infrastructure Finance Authority's goal of achieving a loan volume goal of \$65 million each year for project financing. At present, \$38 million is annually available from loan repayments and bond bank proceeds based upon the current revolving loan pool of about \$355 million. The \$38 million is used as \$4 million in grants and \$34 million in loans. The \$24.45 million additional financing request will result in annual revolving payments of approximately \$2 million - an incremental increase that will eventually lead to the target funding level.

ORBITS Budget Narrative

The additional benefit of increased SPWF capitalization is the use of interest earnings from the loans (assumes the additional capital is provided from lottery funded bonds). The present SPWF revolving loan funds pay for SPWF operating expenses. The additional interest earnings from increased capitalization are targeted to initiate a sustainable strategy identified in the outcome area of the Economy and Jobs 10-Year Plan. Interest earnings will be used to pay for support of the “needs and issues” project computer application currently under development, rural capacity for direct project development assistance, enhanced Regional Solutions Team activity and management of the 10-Year Plan investment strategy.

Regional Solutions Committee Funding – Two million dollars for each of the ten Regional Solutions Committees is included in the Governor’s Recommended Budget. These planning resources are targeted to be available to the Committees for investment in priority projects within the region to assure those projects advancement. The funding will be utilized in combination with other capital financing resources and the allocated planning capacity each committee receives. Plans for use of the funding for regional and local projects are limited by requirements of the specific financing to be utilized and any limits or thresholds established by the governance structure for the statewide 10 year capital investment plan. The IFA will act as the fiduciary vehicle for distribution of the funds.

Regional Economic Initiatives Funding – Thirty million dollars is included in the Governor’s Recommended Budget for statewide use related to community and/or regionally identified economic development initiatives, associated projects or other necessary local infrastructure investments. The projects will be recommended by the Regional Solutions Committees for consideration and prioritization. The Regional Solutions Committee conveners will determine the methods and means of distributing the funds, using the IFA as the fiduciary vehicle to award and distribute the funding.

O & C Timberland Collaboration Funding – Funding will address the continued need to determine means to obtain acceptable timber resources from O & C lands. Significant strides have been made to date. Additional work will focus on advancing voluntary efforts around conservation, timber + wildfire management efficiencies and other pilot efforts that increase public values associated with O & C lands.

Eastern Oregon Forest Collaboration Funding – Eastern Oregon forest policy needs to continue the development of science/technology and a business model to advance stable timber supply agreements, reduce planning/implementation costs, and advance project efforts that focus on at-risk Eastern Oregon mill infrastructure. This funding will have multiple activities that: 1) engage private sector resources in providing science, technical assistance, facilitation, research and planning efficiencies, 2) provide small collaborative capacity grants to support forest collaborative to effectively increase the pace and scale of management of harvests, 3) dedicated interaction with US Forest Service and forest collaborative groups, the congressional delegation, Western

ORBITS Budget Narrative

Governor's Association and Oregon legislature, and 4) finance matching funds with the US Forest Service to advance stable timber supply agreements.

Celilo Falls Confluence Project Funding – The Confluence Project is a collaborative effort of Pacific Northwest tribes, renowned artist Maya Lin, civic groups from Washington and Oregon and other artists, architects and landscape designers. The Celilo Falls Park Project is one of seven locations along the Columbia River Basin where rivers meet and indigenous people once gathered. The site was the location of one of the North American largest waterfalls and was a live sustaining salmon fishery and gathering place for thousands of Native Americans. The project includes environmental restoration and a tribute artwork.

Strategic Plan:

The 2012-2017 Infrastructure Finance Strategic Plan focuses on four main themes: Funding, State and Federal Partnerships and Outreach, 10-Year Plan: Economy and Jobs, and Program Effectiveness and Technology.

Budget Request is linked to the Strategic Plan:

These proposed actions will advance three of the four main themes.

Funding

- Increasing capitalization of Special Public Works and Water/Waste Water
 - Provide funding to communities for projects
 - Increase community support

State and Federal Partnerships and Outreach

- Building and maintaining partnerships with federal and state agencies, and aligning strategic investments on mutual projects with communities who have the greatest need.

10-Year Plan: Economy and Jobs

- The additional interest earnings from additional capitalization are targeted to further advance economic development statewide under Strategy 2. Funding and earnings can be used to pay for local economic initiatives, regional infrastructure, cultural development, sustainable natural resources for jobs, rural capacity for direct project development, enhanced Regional Solutions activity, and management of the 10 Year Investment Strategy Activities are targeted to initiate a sustainable strategy identified in the outcome area of the Economy and Jobs 10-Year Plan.

ORBITS Budget Narrative

Program Effectiveness and Technology

- By reaching out and engaging communities who are out of compliance and need assistance and providing funding for projects that would remedy bringing systems back in compliance or improve community standards.

How achieved:

Sustainable SPWF Funding – Upon receipt of the capital for the SPWF, the funds will be added to the pool of loan program proceeds and committed to projects through the standard loan application and underwriting process.

Milestone	Targeted Dates
Funds added to revolving loan pool when received and become part of standard SPWF program	November 2013 and April 2015

Regional Solutions Committee Funding -

Milestone	Targeted Dates
Administrative Rules will be developed and published for governance of the program.	October 2013
Funds will be made available for distribution	June 2014

Regional Economic Initiatives Funding -

Milestone	Targeted Dates
Administrative Rules will be developed and published for governance of the program.	December 2013
Funds will be made available for distribution and use.	April 2015

ORBITS Budget Narrative

Eastern Oregon Forest Collaboration Funding –

Milestone	Targeted Dates
Funds will be distributed upon availability in two installments.	November 2013 and June 2014

O & C Timberland Collaboration Funding –

Milestone	Targeted Dates
Funds will be distributed upon availability.	June 2014

Celilo Falls Confluence Project Funding –

Milestone	Targeted Dates
Funds will be distributed upon availability.	June 2014

Staffing Impact:

Two (2) full-time, permanent positions, Business Development Officers (BDO's), at a classification of PEMF – nonsupervisory requested to provide business assistance. The additional two BDO's will add to the existing nine BDO's and allow each to have a reduced service area and provide more assistance to businesses in their region.

Quantifying Results:

Sustainable SPWF Funding – Program success will be measured by the number of additional projects that are immediately developed by the infusion of cash into the program, and the increased level of revolved funding generated by the first loans made with the bond proceeds. The department will continue to monitor the results on a quarterly basis and report out annually through KPMs.

Regional Solutions Committee Funding – Program success will be measured by the number of additional projects that are developed and the funds leveraged.

ORBITS Budget Narrative

Regional Economic Initiatives Funding - Program success will be measured by the number of additional projects that are developed and the funds leveraged.

O & C Timberland Collaboration Funding – Program success will be measured by the resource management agreements implemented.

Eastern Oregon Forest Collaboration Funding - Program success will be measured by the resource management agreements implemented.

Celilo Falls Confluence Project Funding – Program success will be measured by the completion of the project.

Revenue Source:

Other Funds from Lottery Bond proceeds, and Lottery Funds for Debt Service

Additional Information:

This policy option package directly helps deliver the concepts in strategy 2 of the Economy and Jobs vision. It creates a next generation financing mechanism for infrastructure and business development that combines local, regional and state opportunities that can result in attracting private development. With this package, planning, strategies and funding can be integrated at a state, regional and local level to achieve aligned infrastructure goals. By providing funding mechanisms to speed up development, Oregon creates a fertile economic environment for business and communities, and is overall more effective, integrated and efficient when it comes to infrastructure and economic development.

ESSENTIAL AND POLICY PACKAGE FISCAL IMPACT SUMMARY

Oregon Business Development Department
 Pkg: 102 - SPWF Re-capitalization

Cross Reference Name: Business, Innovation, Trade
 Cross Reference Number: 12300-210-00-00-00000

<i>Description</i>	General Fund	Lottery Funds	Other Funds	Federal Funds	Nonlimited Other Funds	Nonlimited Federal Funds	All Funds
Revenues							
Transfer In - Intrafund	-	-	438,068	-	-	-	438,068
Total Revenues	-	-	\$438,068	-	-	-	\$438,068
Personal Services							
Class/Unclass Sal. and Per Diem	-	-	294,432	-	-	-	294,432
Empl. Rel. Bd. Assessments	-	-	80	-	-	-	80
Public Employees' Retire Cont	-	-	56,148	-	-	-	56,148
Social Security Taxes	-	-	22,524	-	-	-	22,524
Worker's Comp. Assess. (WCD)	-	-	118	-	-	-	118
Mass Transit Tax	-	-	1,766	-	-	-	1,766
Flexible Benefits	-	-	61,056	-	-	-	61,056
Reconciliation Adjustment	-	-	1	-	-	-	1
Total Personal Services	-	-	\$436,125	-	-	-	\$436,125
Total Expenditures							
Total Expenditures	-	-	436,125	-	-	-	436,125
Total Expenditures	-	-	\$436,125	-	-	-	\$436,125
Ending Balance							
Ending Balance	-	-	1,943	-	-	-	1,943
Total Ending Balance	-	-	\$1,943	-	-	-	\$1,943

ESSENTIAL AND POLICY PACKAGE FISCAL IMPACT SUMMARY

Oregon Business Development Department
 Pkg: 102 - SPWF Re-capitalization

Cross Reference Name: Business, Innovation, Trade
 Cross Reference Number: 12300-210-00-00-00000

<i>Description</i>	General Fund	Lottery Funds	Other Funds	Federal Funds	Nonlimited Other Funds	Nonlimited Federal Funds	All Funds
Total Positions							2
Total Positions							2
Total Positions	-	-	-	-	-	-	2
Total FTE							2.00
Total FTE							2.00
Total FTE	-	-	-	-	-	-	2.00

01/16/13 REPORT NO.: PPDPFISCAL
 REPORT: PACKAGE FISCAL IMPACT REPORT
 AGENCY:12300 OREGON BUSINESS DEVEL DEPT
 SUMMARY XREF:210-00-00 Business, Innovation, Trade

DEPT. OF ADMIN. SVCS. -- PPDB PICS SYSTEM
 PACKAGE: 102 - SPWF Re-capitalization

PAGE 5
 2013-15
 PROD FILE
 PICS SYSTEM: BUDGET PREPARATION

POSITION NUMBER	CLASS	COMP	CLASS NAME	POS CNT	FTE	MOS	STEP	RATE	GF SAL/OPE	OF SAL/OPE	FF SAL/OPE	LF SAL/OPE	AF SAL/OPE
3013014	MENNZ7010	AA	PRINCIPAL EXECUTIVE/MANAGER F	1	1.00	24.00	02	6,134.00		147,216 69,963			147,216 69,963
3013015	MENNZ7010	AA	PRINCIPAL EXECUTIVE/MANAGER F	1	1.00	24.00	02	6,134.00		147,216 69,963			147,216 69,963
TOTAL PICS SALARY										294,432			294,432
TOTAL PICS OPE										139,926			139,926
TOTAL PICS PERSONAL SERVICES =				2	2.00	48.00				434,358			434,358

ORBITS Budget Narrative

Oregon Business Development Department Policy Option Package (POP) #103

POP Title: Industry Competitiveness Fund - \$2,050,000 (Lottery Funds)

Mission:

Business Oregon works to create, retain, expand and attract businesses that provide sustainable, family-wage jobs for Oregonians through public-private partnerships, leveraged funding and support of economic opportunities for Oregon companies and entrepreneurs.

The Business, Innovation and Trade Division (BITD) promotes business growth to further job creation and retention by working with Oregon businesses to remove barriers to industry competitiveness. In addition, BITD assists Oregon businesses in accessing global markets and by recruiting international companies to Oregon securing Oregon's position in the global economy.

Purpose:

The Industry Competitiveness Fund (ICF) enables the department to proactively and strategically target and respond to time-sensitive opportunities in industries with high growth and with statewide economic significance. ICF funds are a resource for industry clusters, statewide and regional economic development groups, and international trade-oriented businesses to increase their competitiveness, capacity, and growth in the global marketplace. Firms are looking to make process and product changes to stay competitive, act on business expansion opportunities, and relocate their businesses to Oregon. In addition, these funds also provide matches for federal programs like the Oregon Manufacturing Extension Partnership, as well as leverage match to other dollars like with the Small Business Development Centers and Government Contracting Assistance Program. The funds help the state partner with regional economic development entities to cohesively advance the state's economy.

Strategic Plan:

The 2012-2017 Business, Innovation and Trade Division Strategic Plan focuses on five main themes: Business Development and International Trade, Business Competitiveness, Business Incentives, Business Ready and Technical Assistance and State and Federal Partnerships.

ORBITS Budget Narrative

How achieved:

Export Promotion and Assistance (\$525,000)

Accelerating Oregon's exports to foreign markets is a critical part of our strategy to grow Oregon's economy. An additional \$300,000 for the 2013-2015 biennium for our export grant program would enable us to enhance our export efforts for Oregon's small and medium businesses, and to continue the momentum that the federal STEP program has created (STEP funds are slated to end on September of 2013). An additional \$125,000 would be used to productively build out our network of foreign representatives who are dedicated to helping Oregon companies navigate foreign markets. Such an expansion would target high-growth markets such as Brazil, Chile, Vietnam, and India which further serve to support Oregon businesses growth in new markets. Business Oregon would seek to leverage these additional funds by aiming to pool them with the resources of a (varying by market) coalition of other entities (ODA, POP, Travel Oregon, Greater Portland Inc., etc.).

An additional \$100,000 would help advance the international competitiveness of certain Oregon industry clusters. For example, Oregon's bicycle frame builders encounter issues when trying to sell into the European Union because Oregon-manufactured bike frames have to meet EU standards, and the U.S. standard is decades old. Testing for EU standards can reach \$2-4,000 per frame type, and for many of the Oregon custom frame manufacturers can be prohibitively expensive since they often have a relative low volume of international sales per frame type. A modest investment towards equipment and expertise would allow all Oregon's bike frame builders to test their frames to EU standards, and could help initiate the establishment of a new U.S. frame standard that would be informed by Oregon's frame manufacturers—creating a competitive advantage for Oregon bicycle frame manufacturers internationally. Other similar opportunities for other clusters, or within the same cluster, could be identified and pursued.

Work Ready Communities (\$1,000,000)

Critical industry sectors fuel the state's economy. Oregon's key industry strategies support regional sector partnerships of employers, economic development entities, workforce development organizations, education and other stakeholders that address common skill gaps in a target industry. Sector partnerships are intended to remove bottlenecks that inhibit recruitment, hiring, training or worker placement in an industry. The intended outcome of these efforts are to prepare workers for the higher wage, higher skill, in-demand occupations these sectors offer.

Oregon's communities need to be able to demonstrate the skilled workforce necessary for companies to locate and grow here. Certifying and marketing these strengths to existing and potential new businesses can be a powerful economic development tool that can help Oregon businesses. The National Career Readiness Certificate (NCRC), an industry recognized credential issued by ACT,

ORBITS Budget Narrative

identifies an individual's skills in reading for information, applied math, and locating information. The NCRC is a core element of the Work Ready Communities (WRC) initiative.

By investing \$1,000,000 in the Work Ready Communities initiative the state can help certify workers in key employment areas that include manufacturing and technology based industries to address current and future growth demand. This need is acute. Even with an overall labor surplus, many employers are reporting that they are unable to find the skilled workers they need. Through the NCRC process Oregon workers can be assessed and certified that they have the skills needed in these critical employment areas.

Oregon Manufacturing Assistance (\$200,000)

Manufacturing is a major source of employment in Oregon – in 2011, roughly 19% or \$30 billion of Oregon's economy was derived from manufacturing. Oregon's manufacturing businesses need access to R&D, lean and high performance services that will make them even more productive, able to produce high- quality products, create new jobs, enhanced profits, and increase investments in a trained and skilled workforce. The additional \$200,000 in funding would enable us to double the number of Oregon companies who can be served and further increase our companies' competitive edge in the global market. Oregon's manufacturing sectors of food processing, forest products, high technology, biomedical, transportation equipment, and metals will benefit, for example, from lean and high performance services by helping companies identify new supply chain opportunities within the state as well as providing ongoing support to effectively manage the company's economic growth. In addition, Oregon businesses are also part of the growing trend among U.S. manufacturers to "onshore" production back to the state and are helping to bolster growth in the manufacturing sector. Oregon has seen an uptick in firms bringing production back to Oregon or setting up new operations based on an employment survey commissioned by Business Oregon.

Small Business Innovation Research (SBIR) & Small Business Technology Transfer Research (STTR) (\$100,000)

The U.S. Small Business Administration (SBA) Office of Technology administers the Small Business Innovation Research (SBIR) Program and the Small Business Technology Transfer (STTR) Program. Companies compete for funding by submitting proposals in response to solicitations issued by participating federal agencies. The federal program provides for funding competitions in two phases: Phase I - to conduct feasibility research; Phase II – to expand and develop Phase I results.

Recapitalizing the SBIR program with \$100,000 dollars would provide funding to assist Oregon small businesses applying for the SBIR and/or STTR federal grants that are critical to advancing their R&D needs and ability to profit from its commercialization. Oregon Inc is helping to fuel new business ventures for Oregon companies whose future growth is tied to expanding funding in the innovation research and development arena. SBIR/STTR is critical to fostering the innovation necessary to meet the scientific and technological challenges in the 21st century.

ORBITS Budget Narrative

Entrepreneurs and Small Business Assistance (\$225,000)

Economic growth is closely connected to the creation and development of new firms and entrepreneurial activities. Creating a competitive pool of funds to assist Oregon's smallest businesses can help to build new, home-grown companies through access to business know-how and capital investment networks provided by the Oregon Entrepreneur's Network. Currently, Business Oregon funds (\$70,000/biennium) a part of the state-wide outreach and educational efforts for entrepreneurs organized by the Oregon Entrepreneurial Network (OEN), as well as two regional Angel investment conferences. An increase of an additional \$100,000 would enable Business Oregon in cooperation with OEN to expand these outreach and educational programs to strengthen support for Oregon startups and entrepreneurs in non-Metro regions, as well as work with OEN to help start up a state-wide Oregon Angel conference that would help drive additional private funds into Oregon.

Most small businesses need professional business services at some time in their business cycle. The challenge is to identify business needs and provide professional services at the critical time. An additional \$125,000 in small business technical services funding would be administered as matching grant funds to grow jobs and create wealth by providing a suite of business development services to local second-stage companies with a high potential for growth. Examples of these services may include export assistance; advanced market research, market strategy, market intelligence; CEO peer mentoring & networking, and supply chain development assistance. These funds would be used to match other partners resources that help to leverage small business enhancement efforts.

Staffing Impact:

There is no impact on staffing levels.

Quantifying Results:

Results of the program are measured in a following ways:

1. Reporting on the number of clients served, amount of capital accessed, new markets entered, jobs projected to be created/retained as a result of the assistance provided with these funds.
2. Quarterly reporting on businesses receiving lean and high performance services, and an annual report on the total number of jobs created, retained and increased sales/company profits.

ORBITS Budget Narrative

3. Report on target goal of certifying 10,000 NCRC holders in key industry clusters by June 30, 2015, and the certification of 5 Work Ready Communities.
4. Semi- annual reporting on number of companies served, outreach events and educational conferences (by regions), and an annual report containing entrepreneurs receiving angel funding.
5. Annual report that tracks the amount of SBIR Phase 1 grants distributed by recipients, industry cluster, and SBIR funding, federal agency.

Revenue Source:

Lottery Funds

Additional Information:

This package is directly tied to the Economy and Jobs 10-Year Plan. ICF funds directly support the implementation of the state's strategies to increase the local, national and global competitiveness of Oregon's companies. These programs also align with the goals to amplify local and State economic effects to make Oregon's economy more resilient by building and funding programs that create a fertile economic environment in Oregon for all businesses and workers.

ESSENTIAL AND POLICY PACKAGE FISCAL IMPACT SUMMARY

Oregon Business Development Department
 Pkg: 103 - Industry Competitiveness

Cross Reference Name: Business, Innovation, Trade
 Cross Reference Number: 12300-210-00-00-00000

<i>Description</i>	General Fund	Lottery Funds	Other Funds	Federal Funds	Nonlimited Other Funds	Nonlimited Federal Funds	All Funds
Special Payments							
Dist to Non-Profit Organizations	-	2,050,000	-	-	-	-	2,050,000
Total Special Payments	-	\$2,050,000	-	-	-	-	\$2,050,000
Total Expenditures							
Total Expenditures	-	2,050,000	-	-	-	-	2,050,000
Total Expenditures	-	\$2,050,000	-	-	-	-	\$2,050,000
Ending Balance							
Ending Balance	-	(2,050,000)	-	-	-	-	(2,050,000)
Total Ending Balance	-	(\$2,050,000)	-	-	-	-	(\$2,050,000)

ORBITS Budget Narrative

Oregon Business Development Department Policy Option Package (POP) #104

**POP Title: Innovation Infrastructure; \$5.5 m Lottery Fund AND Oregon Investment Act (HB 4040); \$5 m Lottery Fund.
This package was formerly titled “Strategic Reserve Fund and Business Expansion Program”**

Mission:

Business Oregon works to create, retain, expand and attract businesses that provide sustainable, family-wage jobs for Oregonians through public-private partnerships, leveraged funding and support of economic opportunities for Oregon companies and entrepreneurs.

The Business, Innovation and Trade Division (BITD) promotes business growth to further job creation and retention by working with Oregon businesses to remove barriers to industry competitiveness. In addition, BITD assists Oregon businesses in accessing global markets and by recruiting international companies to Oregon securing Oregon’s position in the global economy.

1. Innovation Infrastructure - \$5.5 m (Lottery Fund)

Purpose:

The issues of the 21st century – health and human performance, food and energy security, sustainable economic development, and global competitiveness require harvesting information from enormous streams of data and connecting this information in a meaningful way to enable the continued economic progress in Oregon. Oregon research institutions have comparative strengths in parts of these issues, but that research is not well connected and coordinated amongst institutions or to opportunities for commercialization and ultimate economic activity and the jobs that could be created by the innovation. Innovation activities have become a priority of the Governor and the 10 year plan through investments in the Oregon Innovation Council and this proposal seeks to add to the entire chain of innovation from idea or breakthrough to commercialization and traded sector production. Creating an environment for collaboration, information sharing and incubation between our research institutions and the private sector is critical to this mission and will meet a gap in the chain of innovation in Oregon.

ORBITS Budget Narrative

How achieved:

During the past year, representatives of the research universities, private sector, and state and local leaders have met regarding a series of proposals. Each would engage these stakeholders to ensure that research institution innovation is advanced to grow our economy. Ultimately, these resources would be allocated to the project or projects that: 1) show significant leverage of private resources; 2) demonstrate a gap in Oregon's innovation efforts and a specific mechanism for coordination with the Oregon Innovation Council's activities; and 3) describe a pathway over 10 or more years for growth through incremental investment from the public and private sector. The public and private investment could support IT infrastructure (including hardware, operating systems, high-speed cable), dedicated telepresence, computing and visualization capabilities (e.g. state of the art videoconferencing facilities, cloud computing, and high tech video display/information integration); software engineering (invention of next-generation decision support models and algorithms) as well as operation of incubation efforts.

Staffing Impact:

None

Quantifying Results:

Successful distribution of any resources will be dependent upon a specific plan to build a significant platform to convert the work at the State's research institutions for Oregon's jobs and industry of the future. Although full build-out of this type of innovation infrastructure will be a multi-biennium effort, the specific metrics by which it should be judged are the number of Oregon industries that are supported (and by what magnitude), the number of products that are developed or enhanced by research institution innovation, and, ultimately, the jobs and capital that are attracted to Oregon as a result.

Revenue Source:

Lottery Funds

Additional Information:

This initiative is directly tied to the Economy and Jobs 10-Year Plan.

ORBITS Budget Narrative

2. Oregon Investment Act (HB 4040) - \$5.0 m (Lottery Fund)

Purpose:

The Oregon Investment Act (HB 4040) created and directed the Oregon Growth Board to survey the economic development landscape and propose a targeted, yet flexible approach to public investments. The Oregon Growth Board's mission is to identify the capital needs and gaps that exist and invest in an effective set of State-sponsored and other capital resources for businesses in Oregon.

How achieved:

The Oregon Growth Board proposes the following:

1. Based on the capital gaps that have been identified and the need to improve the state's competitive standing, remove the sunset date associated with the Oregon Investment Act.
2. Adopt an umbrella strategy of targeting investments across the capital continuum, to include early stage, growth and debt capital and mentoring assistance to support the entrepreneurial ecosystem. The Board identified two initial priority areas, to include but not limited to:
 - The need to deploy and increase capital availability that further early stage investments.
 - Target investments that support the capital ecosystem and grow those scalable, traded sector companies in Oregon.
3. Transfer oversight of the Oregon Growth Account and its current, recurring allocation from the State Treasury to the Board. The existing Oregon Growth Account Board would be abolished. The Growth Account receives a portion of Lottery proceeds to invest in early-stage companies, alongside private sector partners with returns used to benefit the Education Stability Fund.
4. Broaden the scope of the Growth Account to allow for additional investment beyond emerging growth businesses, so that other business stages can be considered for investments, looking at return on investment and economic development factors. In addition, to support the goals of return on investment and economic development, and the somewhat different objectives between the two, the Board recognizes the need for a separate fund dedicated to economic development purposes.
5. The Board will also develop metrics to measure and report on investment performance based on the investment stage, retaining the flexibility to address return on investment and economic development objectives focusing on these items, among them are:

ORBITS Budget Narrative

- Leverage
 - Returns
 - Job creation and Wage Growth
 - Increase in businesses assisted
6. Provide the Board with allocation authority, in consultation with the Oregon Business Development Commission, to coordinate the deployment of capital resources, but not as direct investments into individual companies – the Board will not directly invest in any project or company.

Staffing Impact:

None

Quantifying Results:

A key goal is that these activities be built into a coordinated, unified strategy and structured as part of an investment portfolio. Through increased coordination of functions, the Board believes the state can save costs and duplication.

The Board would build off the initial capital scan and additional data received to date and seek advice from business and industry throughout the state, as well as pioneering entities like the Oregon Innovation Council (Oregon InC). Based on that information, investment allocations and targets would be established and also be regularly reevaluated. Recognizing that market conditions change, the Board would maintain the authority and flexibility to adjust those allocations as necessary.

By adopting a broader, more flexible approach to investment, the Board believes Oregon can better meet the demands of businesses and entrepreneurs as needs and opportunities arise.

Revenue Source:

Lottery Funds

ORBIT'S Budget Narrative

Additional Information:

This initiative is directly tied to the Economy and Jobs 10-Year Plan.

Background on the Oregon Investment Act –

The Oregon Investment Act (HB 4040, 2012) is an opportunity to dramatically improve our efforts to attract and improve the availability of capital to help catalyze economic development across the state.

While Oregon can point to some notable success stories around capital deployment, many of the state's efforts have been fragmented or meager – a study shows those efforts have fallen short of helping employers across the business spectrum overcome a series of capital gaps. At the same time, the private sector alone is not able to sufficiently address this capital need for Oregon businesses.

The Investment Act opened the door for Oregon to establish a new framework to address our shortcomings by doing a better job at deploying public resources, in concert with leveraged funding from private investors. Oregon is not unique in looking at new models that help local businesses attract private capital: at least 30 other states have varying investment models that help them assist businesses, in particular supporting business formation and growth capital.

This new strategy requires an innovative vision regarding capital deployment that brings together the strengths of the public and private sector. It requires clear objectives and safeguards, and a clear methodology to measure results. It requires the private sector to assume a substantial amount of risk. And critically, it requires willingness by government to abandon the status quo, to consolidate disparate economic development dollars, and to collaborate to advance the best opportunities for job and wage growth.

ESSENTIAL AND POLICY PACKAGE FISCAL IMPACT SUMMARY

Oregon Business Development Department
 Pkg: 104 - Strategic Reserve Fund

Cross Reference Name: Business, Innovation, Trade
 Cross Reference Number: 12300-210-00-00-00000

<i>Description</i>	General Fund	Lottery Funds	Other Funds	Federal Funds	Nonlimited Other Funds	Nonlimited Federal Funds	All Funds
Special Payments							
Other Special Payments	-	10,500,000	-	-	-	-	10,500,000
Total Special Payments	-	\$10,500,000	-	-	-	-	\$10,500,000
Total Expenditures							
Total Expenditures	-	10,500,000	-	-	-	-	10,500,000
Total Expenditures	-	\$10,500,000	-	-	-	-	\$10,500,000
Ending Balance							
Ending Balance	-	(10,500,000)	-	-	-	-	(10,500,000)
Total Ending Balance	-	(\$10,500,000)	-	-	-	-	(\$10,500,000)

ORBITS Budget Narrative

Oregon Business Development Department Policy Option Package (POP) #105

POP Title: Industrial Land Readiness and Site Certification \$127,737 Lottery Funds

Mission:

Business Oregon works to create, retain, expand and attract businesses that provide sustainable, family-wage jobs for Oregonians through public-private partnerships, leveraged funding and support of economic opportunities for Oregon companies and entrepreneurs.

The Business, Innovation and Trade Division (BITD) promotes business growth to further job creation and retention by working with Oregon businesses to remove barriers to industry competitiveness. In addition, BITD assists Oregon businesses in accessing global markets and by recruiting international companies to Oregon securing Oregon's position in the global economy.

Purpose:

The purpose of the policy option package is to increase industrial site readiness and certification activities across the state to address two pressing needs of new and expanding businesses: regulatory certainty and speed to market. These activities are a proven compliment to SB766, which emphasizes regulatory streamlining and the protection of critical industrial assets across the state. A majority of the least encumbered sites have been certified, leaving a need to address the increasingly difficult challenges facing the remaining inventory of strategic sites.

In order to position Oregon competitively for industrial expansion and recruitment, the Site Certification Program was established in 2003 and funded at \$500,000. The program sends a clear message to businesses and site selectors that Oregon is serious about the importance of industrial development by ensuring that industrial land is ready for development. The Oregon Certified Industrial Site Program maintains an inventory of industrially zoned properties that are declared to be "project ready." This means state and local regulatory requirements have been met and site development activities on Certified Industrial Sites may begin within six months or less. Each Certified Site has been reviewed and verified by an independent third-party reviewer. The existing inventory of over 70 sites covers all geographical regions of the state.

ORBITS Budget Narrative

Staffing Impact:

The accelerated land readiness assistance and planning requires additional staffing to help coordinate industrial site readiness and certification activities, coordinate activities with Regional Solutions Teams, manage work of contractors, and document records for the land readiness process. Similar to 2004 when intergovernmental staff worked together to jump start the program, this acceleration requires additional staff to assist the agency's Industrial Lands Specialist.

A 24-month limited duration position, **Program Analyst 1**, is requested for this accelerated program.

Quantifying Results:

Results of the program could be measured in the following of ways:

1. Targeted number of sites designated as "Decision Ready" of 12 per biennium.
2. Outreach and education efforts could be categorized and counted on an annual basis, along with an accounting of marketing efforts undertaken on behalf of industrial readiness.
3. Summary of findings and assessment of statewide industrial readiness by region and key industries. Report to be used in future policy recommendations and statewide planning.
4. All assessment (certification) activities documented and summarized in the Department's annual report.
5. Where available, document job creation, investment, and time to development on certified sites.

Revenue Source:

Lottery Funds

Additional Information:

The availability of industrial land and the speed at which it can be developed is a necessity of economic growth. This package is directly tied to Strategy 2 of the Economy and Jobs vision, that we be more effective, integrate economic and community planning, project finance, infrastructure and regulatory services from the bottom up for efficiency. Particularly in the supporting strategy of creation of a fertile economic environment in Oregon for all business, this package increases the level of certainty as to timing and requirements in the permitting process and proactively markets industrial lands. With coordination among regulatory agencies and complete documentation of necessary development steps already complete, the land can more easily put to work for economic growth.

ORBITS Budget Narrative

Business Oregon is building on its successes around the site certification program and has developed a more comprehensive program of 'Industrial Land Readiness' that will impact more industrial sites in more communities around the state. While certification has been a success for many communities, there are identified gaps in Oregon's ability to provide locations to businesses considering relocation and expansion in all regions of the State. Additional classification of land readiness are helping the department and regions identify gaps, including shortfalls in marketable industrial lands supply, issues related to wetlands, environmental risks and cleanup, zoning deficiencies and capacity to prepare and serve industrial land for business development. Industrial Land Readiness builds on site certification by using the tenants of certification, clarity, documentation, and problem solving, and uses this to address industrial readiness in a more strategic and planned process.

How achieved:

The funding will provide a limited duration staff position to administer the Industrial Lands Readiness program, and work with Local Governments and Regional Solution Teams to directly assist property owners to make an industrial site ready and competitive for business expansion and location. The most common assessments include wetlands, environmental contaminants, transportation, natural resources and utilities.

Site Certification will remain the primary focus of the industrial readiness program. Having an inventory of certified industrial sites should be a goal in every region in the state. Site certification has also been an excellent tool for identifying issues related to industrial land readiness (i.e. wetlands, transportation capacity, local capacity, environmental contamination). While the Certification program has been successful, other sites that have not completed certification (wetlands, environmental, transportation) have still benefited in the improved marketability for industrial users.

Some communities and land owners found the site certification and 2-year recertification requirements to be expensive and lengthy. In the last Biennium, the lack of dedicated state resources to fund assessments on sites resulted in fewer certifications, fewer re-certifications, increased costs for property owners, and slower progress on certification activities. Without state assistance, the site certification activities can only be self-funded by the property owner.

To help facilitate the Site Certification, a new concept of Decision Ready designation was developed in 2011 as a compliment to Industrial Lands Readiness. Many of the activities of 'Decision Ready Authorization' would also be applicable to site certification. Decision Ready sites help develop the pipeline of industrial sites that help the Department plan for and prioritize program resources for the more rigorous and expensive certification activities.

ESSENTIAL AND POLICY PACKAGE FISCAL IMPACT SUMMARY

Oregon Business Development Department
 Pkg: 105 - Industrial Land Readiness and Site Certification

Cross Reference Name: Business, Innovation, Trade
 Cross Reference Number: 12300-210-00-00-00000

<i>Description</i>	General Fund	Lottery Funds	Other Funds	Federal Funds	Nonlimited Other Funds	Nonlimited Federal Funds	All Funds
Personal Services							
Class/Unclass Sal. and Per Diem	-	76,272	-	-	-	-	76,272
Empl. Rel. Bd. Assessments	-	40	-	-	-	-	40
Public Employees' Retire Cont	-	14,545	-	-	-	-	14,545
Social Security Taxes	-	5,835	-	-	-	-	5,835
Worker's Comp. Assess. (WCD)	-	59	-	-	-	-	59
Mass Transit Tax	-	458	-	-	-	-	458
Flexible Benefits	-	30,528	-	-	-	-	30,528
Total Personal Services	-	\$127,737	-	-	-	-	\$127,737
Total Expenditures							
Total Expenditures	-	127,737	-	-	-	-	127,737
Total Expenditures	-	\$127,737	-	-	-	-	\$127,737
Ending Balance							
Ending Balance	-	(127,737)	-	-	-	-	(127,737)
Total Ending Balance	-	(\$127,737)	-	-	-	-	(\$127,737)
Total Positions							
Total Positions	-	-	-	-	-	-	1
Total Positions	-	-	-	-	-	-	1

ESSENTIAL AND POLICY PACKAGE FISCAL IMPACT SUMMARY

Oregon Business Development Department
 Pkg: 105 - Industrial Land Readiness and Site Certification

Cross Reference Name: Business, Innovation, Trade
 Cross Reference Number: 12300-210-00-00-00000

<i>Description</i>	General Fund	Lottery Funds	Other Funds	Federal Funds	Nonlimited Other Funds	Nonlimited Federal Funds	All Funds
Total FTE							1.00
Total FTE							1.00
Total FTE	-	-	-	-	-	-	1.00

01/16/13 REPORT NO.: PDPFISCAL
 REPORT: PACKAGE FISCAL IMPACT REPORT
 AGENCY:12300 OREGON BUSINESS DEVEL DEPT
 SUMMARY XREF:210-00-00 Business, Innovation, Trade

DEPT. OF ADMIN. SVCS. -- PPDB PICS SYSTEM

PAGE 6
 2013-15
 PROD FILE
 PICS SYSTEM: BUDGET PREPARATION

PACKAGE: 105 - Industrial Land Readiness and

POSITION NUMBER CLASS COMP CLASS NAME	POS CNT	FTE	MOS	STEP	RATE	GF SAL/OPE	OF SAL/OPE	FF SAL/OPE	LF SAL/OPE	AF SAL/OPE
2013011 UA C0860 AA PROGRAM ANALYST 1	1	1.00	24.00	02	3,178.00				76,272 51,007	76,272 51,007
TOTAL PICS SALARY									76,272	76,272
TOTAL PICS OPE									51,007	51,007
TOTAL PICS PERSONAL SERVICES =	1	1.00	24.00						127,279	127,279

ORBITS Budget Narrative

Oregon Business Development Department Policy Option Package (POP) #106

**POP Title: OMWESB
\$532,147 Other Funds**

Mission:

Business Oregon works to create, retain, expand and attract businesses that provide sustainable, family-wage jobs for Oregonians through public-private partnerships, leveraged funding and support of economic opportunities for Oregon companies and entrepreneurs.

The Business, Innovation and Trade Division (BITD) promotes business growth to further job creation and retention by working with Oregon businesses to remove barriers to industry competitiveness. In addition, BITD assists Oregon businesses in accessing global markets and by recruiting international companies to Oregon securing Oregon's position in the global economy.

The Office of Minority-Owned/Women-Owned/Emerging Small Business (OMWESB) certifies disadvantaged business enterprises for participation in state and local government procurements.

Purpose:

The purpose of this package is to respond to three business needs. These are:

1. Replacement of over 20 year old database and software system (\$170,000)
2. Establishment of a Compliance Specialist 2 (\$137,147)
3. Establish a legal budget to remedy a federal audit finding (\$225,000)

Aging Software – Staff currently manages the certification process using software that is over 20 years old. The database and software are administered by Department of Consumer and Business Services as the software requires unique skill sets. (In 2009 OMWESB was transferred from Department of Consumer Business Services to Oregon Business Development Department (OBDD)). This antiquated software prohibits the department from having more than one staff enter data into the system at a time and implementing an online application process. Currently, OBDD pays DCBS \$52,000 per biennium. The estimated cost for a hosted, through an outside vendor, new database and software system is \$100,000 per biennium. An additional one-time amount of \$60,000 is needed for installation, migration and training.

ORBITS Budget Narrative

OBDD is also considering transitioning from a paper file system to an electronic records management system (ERMS) offered by Secretary of State's office. The estimated costs of the ERMS, is \$10,000 per biennium. ERMS would significantly reduce paper files and realize efficiencies in processing certifications.

Compliance Specialist 2 – The Oregon Department of Transportation has loaned the department a Compliance Specialist 2 for the last 3 years. The number of certifications has tripled since 2004. The Governor's Office has recently launched a statewide outreach program to reach an aspirational goal of 12,000 firms certified. As of the development of this document, there are approximately 3,500 certified firms.

In addition, there are statutory requirements to process certifications within a specific timeframe. Without the position, the department could not meet these requirements given the current workloads and expected increase in demand. The federal government continues to add steps and requirements to bolster the Disadvantaged Business Enterprise (DBE) program. The proposed position would be funded through an assessment collected by DAS.

Remedy Audit Finding – A recent federal audit prepared for the Federal Transit Administration Office of Civil Rights, cited the following a high risk: not affording applicants appellant rights when they are denied certification or decertified. The department is currently at risk for not developing a strong legal precedence for decertification or denial of certification which may cause higher legal costs in the future.

This request is to establish a legal budget that would cover the costs of an Administrative Law Judge review and determination for applicants to appeal to after the department makes a determination. This is a process that is used in several other states. Currently there are 10 denials/decertifications per month with no formal review/appeal process to afford applicants appellant rights. The department is out of compliance with the federal audit.

Strategic Plan:

The 2012-2017 Business, Innovation and Trade Division Strategic Plan focuses on five main themes: Business Development and International Trade, Business Competitiveness, Business Incentives, Business Ready and Technical Assistance and State and Federal Partnerships.

ORBITS Budget Narrative

Budget Request is linked to the Strategic Plan:

This proposed action will advance one of five main themes.

- Business Ready and Technical Assistance
 - By increasing efficiency and customer service in the certification process

The policy option package also addresses the department's ability to aggressively work to meet the Governor's aspirational goal of 12,000 certified firms.

How achieved:

Aging Software – The following outlines the description of work.

	Timeline
Identify and select replacement software as a service	03/01/2013
Data migration, testing and implementation	08/15/2013

Compliance Specialist 2 – The following outlines the description of work.

	Timeline
Hire Compliance Specialist 2	08/15/2013

Remedy Audit Finding – The following outlines the description of work.

	Timeline
Initiate process currently developed	07/01/2013
Report to Federal agencies of new process	07/01/2013

Staffing Impact:

ORBITS Budget Narrative

A full-time, permanent position, **Compliance Specialist 2**, is requested to replace the position that has been on loan to the department from ODOT.

Quantifying Results:

Aging Software – Success will be measured by lower certification times, decreased backlog, increased client satisfaction, availability of new firms to meet the aspirational state goals for MBE and WBE contracting. Most measures will be reviewed monthly and client satisfaction may be reviewed annually.

Compliance Specialist 2 – Success will be measured by lower certification times, decreased backlog, increased client satisfaction, availability of new firms to meet the aspirational state goals for MBE and WBE contracting. Most measures will be reviewed monthly and client satisfaction may be reviewed annually.

Remedy Audit Finding – Success will be measured by improving access to appellant due process and remedying a high risk federal audit finding.

Revenue Source:

Other Funds - assessment through DAS

Additional Information:

This package plays a significant role in strategies 2 and 3 of the Economy and Jobs vision. Pursuant to Strategy 2-2, it creates and maintains a broad and diverse network of economic development interests that help create opportunities and make connections. The greatest linkage is with Strategy 3, where the package can expand opportunities for women, minority-owned businesses and disadvantaged populations through targeted outreach and incentives and helps monitor progress for populations served. All these are listed as roles the state should play to assure a highly skilled workforce that can help sustain and grow priority industry clusters.

ESSENTIAL AND POLICY PACKAGE FISCAL IMPACT SUMMARY

Oregon Business Development Department
 Pkg: 106 - OMWESB

Cross Reference Name: Business, Innovation, Trade
 Cross Reference Number: 12300-210-00-00-00000

<i>Description</i>	General Fund	Lottery Funds	Other Funds	Federal Funds	Nonlimited Other Funds	Nonlimited Federal Funds	All Funds
Personal Services							
Class/Unclass Sal. and Per Diem	-	-	83,664	-	-	-	83,664
Empl. Rel. Bd. Assessments	-	-	40	-	-	-	40
Public Employees' Retire Cont	-	-	15,955	-	-	-	15,955
Social Security Taxes	-	-	6,400	-	-	-	6,400
Worker's Comp. Assess. (WCD)	-	-	59	-	-	-	59
Mass Transit Tax	-	-	501	-	-	-	501
Flexible Benefits	-	-	30,528	-	-	-	30,528
Total Personal Services	-	-	\$137,147	-	-	-	\$137,147
Services & Supplies							
Employee Training	-	-	20,000	-	-	-	20,000
Data Processing	-	-	100,000	-	-	-	100,000
IT Professional Services	-	-	50,000	-	-	-	50,000
Dispute Resolution Services	-	-	225,000	-	-	-	225,000
Total Services & Supplies	-	-	\$395,000	-	-	-	\$395,000
Total Expenditures							
Total Expenditures	-	-	532,147	-	-	-	532,147
Total Expenditures	-	-	\$532,147	-	-	-	\$532,147
Ending Balance							
Ending Balance	-	-	(532,147)	-	-	-	(532,147)
Total Ending Balance	-	-	(\$532,147)	-	-	-	(\$532,147)

ESSENTIAL AND POLICY PACKAGE FISCAL IMPACT SUMMARY

Oregon Business Development Department
 Pkg: 106 - OMWESB

Cross Reference Name: Business, Innovation, Trade
 Cross Reference Number: 12300-210-00-00-00000

<i>Description</i>	General Fund	Lottery Funds	Other Funds	Federal Funds	Nonlimited Other Funds	Nonlimited Federal Funds	All Funds
Total Positions							1
Total Positions							1
Total Positions	-	-	-	-	-	-	1
Total FTE							1.00
Total FTE							1.00
Total FTE	-	-	-	-	-	-	1.00

01/16/13 REPORT NO.: PPDFISCAL
 REPORT: PACKAGE FISCAL IMPACT REPORT
 AGENCY:12300 OREGON BUSINESS DEVEL DEPT
 SUMMARY XREF:210-00-00 Business, Innovation, Trade

DEPT. OF ADMIN. SVCS. -- PPDB PICS SYSTEM

PAGE 7
 PROD FILE

2013-15
 PICS SYSTEM: BUDGET PREPARATION

PACKAGE: 106 - OMWESB

POSITION NUMBER	CLASS	COMP	CLASS NAME	POS CNT	FTE	MOS	STEP	RATE	GF SAL/OPE	OF SAL/OPE	FF SAL/OPE	LF SAL/OPE	AF SAL/OPE
3013011	UA	C5247	AA COMPLIANCE SPECIALIST 2	1	1.00	24.00	02	3,486.00		83,664 52,982			83,664 52,982
TOTAL PICS SALARY										83,664			83,664
TOTAL PICS OPE										52,982			52,982
TOTAL PICS PERSONAL SERVICES =				1	1.00	24.00				136,646			136,646

DETAIL OF LOTTERY FUNDS, OTHER FUNDS, AND FEDERAL FUNDS REVENUE

Oregon Business Development Department
2013-15 Biennium

Agency Number: 12300
Cross Reference Number: 12300-210-00-00-00000

Source	2009-11 Actuals	2011-13 Leg Adopted Budget	2011-13 Leg Approved Budget	2013-15 Agency Request Budget	2013-15 Governor's Budget	2013-15 Leg Adopted Budget
Lottery Funds						
Interest Income	80,397	120,000	120,000	-	-	-
Transfer In - Intrafund	10,618,393	-	-	-	-	-
Transfer In Lottery Proceeds	16,107,829	-	-	55,043,261	-	-
Tsfr From Administrative Svcs	23,418,391	45,534,264	45,240,368	28,802,683	65,634,298	-
Transfer Out - Intrafund	(9,910,517)	-	-	-	-	-
Transfer Out Lottery Proceeds	(16,107,829)	-	-	-	-	-
Total Lottery Funds	\$24,206,664	\$45,654,264	\$45,360,368	\$83,845,944	\$65,634,298	-
Other Funds						
Business Lic and Fees	-	7,500	7,500	7,500	7,500	-
Charges for Services	238,250	915,978	915,978	177,650	177,650	-
Lottery Bonds	-	-	-	241,995	-	-
Interest Income	49,187	354,250	354,250	45,000	45,000	-
Loan Repayments	67,543	100,000	100,000	205,000	205,000	-
Other Revenues	723,183	872,776	972,776	2,236,485	2,236,485	-
Transfer In - Intrafund	10,272,758	3,959,976	3,959,976	3,878,616	3,878,616	-
Transfer from General Fund	4,617,682	-	-	-	-	-
Tsfr From Administrative Svcs	1,251,920	1,178,663	1,178,663	1,361,675	1,361,675	-
Tsfr From Consumer/Bus Svcs	85,901	-	-	-	-	-
Tsfr From Transportation, Dept	585,896	568,103	568,103	1,114,098	1,114,098	-
Tsfr From Public Utility Comm	-	-	-	99,471	99,471	-
Transfer Out - Intrafund	(5,142,106)	(101,862)	(101,862)	(115,104)	(115,104)	-
Transfer to General Fund	(1,300,000)	-	(3,692,500)	-	-	-
Tsfr To Governor, Office of the	(577,500)	(640,000)	(640,000)	(565,000)	(565,000)	-
Tsfr To Revenue, Dept of	(15,000)	-	-	-	-	-

DETAIL OF LOTTERY FUNDS, OTHER FUNDS, AND FEDERAL FUNDS REVENUE

Oregon Business Development Department
2013-15 Biennium

Agency Number: 12300
Cross Reference Number: 12300-210-00-00-00000

<i>Source</i>	2009-11 Actuals	2011-13 Leg Adopted Budget	2011-13 Leg Approved Budget	2013-15 Agency Request Budget	2013-15 Governor's Budget	2013-15 Leg Adopted Budget
Other Funds						
Tsfr To Consumer/Bus Svcs	(9,364)	(53,865)	(53,865)	(53,865)	(53,865)	-
Total Other Funds	\$10,848,350	\$7,161,519	\$3,569,019	\$8,633,521	\$8,391,526	-
Federal Funds						
Federal Funds	6,586,320	20,065,709	20,065,709	8,380,150	8,369,231	-
Total Federal Funds	\$6,586,320	\$20,065,709	\$20,065,709	\$8,380,150	\$8,369,231	-
Nonlimited Other Funds						
Business Lic and Fees	2,172	7,000	7,000	2,000	2,000	-
Charges for Services	348,207	275,000	275,000	885,000	885,000	-
Rents and Royalties	6,885	-	-	-	-	-
Lottery Bonds	-	-	-	10,000,000	-	-
Interest Income	3,054,469	3,933,980	3,933,980	3,229,274	3,229,274	-
Loan Repayments	5,452,601	6,795,870	6,795,870	7,996,162	7,996,162	-
Other Revenues	17,497	21,500	21,500	18,000	18,000	-
Transfer In - Intrafund	4,817,682	-	-	-	-	-
Tsfr From Revenue, Dept of	5,000,000	-	-	-	-	-
Transfer Out - Intrafund	(2,201,004)	(3,784,876)	(3,784,876)	(3,011,019)	(3,011,019)	-
Total Nonlimited Other Funds	\$16,498,509	\$7,248,474	\$7,248,474	\$19,119,417	\$9,119,417	-

Oregon Business Development Department

Agency Number: 12300

**Program Unit Appropriated Fund Group and Category Summary
2013-15 Biennium
Business, Innovation, Trade**

**Version: Y - 01 - Governor's Budget
Cross Reference Number: 12300-210-00-00-00000**

Description	2009-11 Actuals	2011-13 Leg Adopted Budget	2011-13 Leg Approved Budget	2013-15 Agency Request Budget	2013-15 Governor's Budget	2013-15 Leg Adopted Budget
-------------	-----------------	----------------------------	-----------------------------	-------------------------------	---------------------------	----------------------------

LIMITED BUDGET (Excluding Packages)

PERSONAL SERVICES

Lottery Funds	5,564,993	7,673,405	7,951,715	8,447,361	8,412,811	-
Other Funds	4,489,175	3,468,864	3,568,864	3,473,222	3,459,193	-
Federal Funds	72,592	452,739	452,739	500,007	497,892	-
All Funds	10,126,760	11,595,008	11,973,318	12,420,590	12,369,896	-

SERVICES & SUPPLIES

Lottery Funds	685,191	3,969,621	3,783,469	3,783,469	3,783,469	-
Other Funds	2,562,887	1,375,621	1,375,621	1,375,621	1,375,621	-
Federal Funds	78,027	389,551	389,551	389,551	389,551	-
All Funds	3,326,105	5,734,793	5,548,641	5,548,641	5,548,641	-

SPECIAL PAYMENTS

General Fund	4,617,682	-	-	-	-	-
Lottery Funds	22,409,206	37,408,819	37,031,741	37,031,741	37,031,741	-
Other Funds	4,814,386	4,317,597	3,940,097	3,940,097	3,940,097	-
Federal Funds	6,474,984	19,223,419	19,223,419	19,223,419	19,223,419	-
All Funds	38,316,258	60,949,835	60,195,257	60,195,257	60,195,257	-

TOTAL LIMITED BUDGET (Excluding Packages)

General Fund	4,617,682	-	-	-	-	-
Lottery Funds	28,659,390	49,051,845	48,766,925	49,262,571	49,228,021	-
Other Funds	11,866,448	9,162,082	8,884,582	8,788,940	8,774,911	-

Oregon Business Development Department

Agency Number: 12300

Program Unit Appropriated Fund Group and Category Summary

Version: Y - 01 - Governor's Budget

2013-15 Biennium

Cross Reference Number: 12300-210-00-00-00000

Business, Innovation, Trade

Description	2009-11 Actuals	2011-13 Leg Adopted Budget	2011-13 Leg Approved Budget	2013-15 Agency Request Budget	2013-15 Governor's Budget	2013-15 Leg Adopted Budget
Federal Funds	6,625,603	20,065,709	20,065,709	20,112,977	20,110,862	-
All Funds	51,769,123	78,279,636	77,717,216	78,164,488	78,113,794	-
AUTHORIZED POSITIONS	54	57	58	53	53	-
AUTHORIZED FTE	52.42	56.12	56.62	51.50	51.50	-
LIMITED BUDGET (Essential Packages)						
010 NON-PICS PSNL SVC / VACANCY FACTOR						
PERSONAL SERVICES						
Lottery Funds	-	-	-	55,854	55,848	-
Other Funds	-	-	-	4,597	4,597	-
Federal Funds	-	-	-	19,792	19,792	-
All Funds	-	-	-	80,243	80,237	-
021 PHASE-IN						
SPECIAL PAYMENTS						
Lottery Funds	-	-	-	4,056,478	4,056,478	-
022 PHASE-OUT PGM & ONE-TIME COSTS						
SERVICES & SUPPLIES						
Lottery Funds	-	-	-	(1,300,000)	(1,300,000)	-
Other Funds	-	-	-	(22,935)	(22,935)	-
Federal Funds	-	-	-	(370,300)	(370,300)	-
All Funds	-	-	-	(1,693,235)	(1,693,235)	-
SPECIAL PAYMENTS						

Oregon Business Development Department

Agency Number: 12300

**Program Unit Appropriated Fund Group and Category Summary
2013-15 Biennium
Business, Innovation, Trade**

**Version: Y - 01 - Governor's Budget
Cross Reference Number: 12300-210-00-00-00000**

Description	2009-11 Actuals	2011-13 Leg Adopted Budget	2011-13 Leg Approved Budget	2013-15 Agency Request Budget	2013-15 Governor's Budget	2013-15 Leg Adopted Budget
Lottery Funds	-	-	-	(19,727,000)	(19,727,000)	-
Other Funds	-	-	-	(921,361)	(921,361)	-
Federal Funds	-	-	-	(12,109,517)	(12,109,517)	-
All Funds	-	-	-	(32,757,878)	(32,757,878)	-
031 STANDARD INFLATION						
SERVICES & SUPPLIES						
Lottery Funds	-	-	-	95,943	95,943	-
Other Funds	-	-	-	60,450	93,456	-
Federal Funds	-	-	-	1,637	1,637	-
All Funds	-	-	-	158,030	191,036	-
SPECIAL PAYMENTS						
Lottery Funds	-	-	-	415,315	415,315	-
Other Funds	-	-	-	72,450	72,450	-
Federal Funds	-	-	-	61,494	61,494	-
All Funds	-	-	-	549,259	549,259	-
050 FUNDSHIFTS						
PERSONAL SERVICES						
Other Funds	-	-	-	100,003	99,580	-
Federal Funds	-	-	-	(100,003)	(99,580)	-
All Funds	-	-	-	-	-	-
060 TECHNICAL ADJUSTMENTS						

Oregon Business Development Department

Agency Number: 12300

Program Unit Appropriated Fund Group and Category Summary
 2013-15 Biennium
 Business, Innovation, Trade

Version: Y - 01 - Governor's Budget
 Cross Reference Number: 12300-210-00-00-00000

Description	2009-11 Actuals	2011-13 Leg Adopted Budget	2011-13 Leg Approved Budget	2013-15 Agency Request Budget	2013-15 Governor's Budget	2013-15 Leg Adopted Budget
SERVICES & SUPPLIES						
Other Funds	-	-	-	700,000	700,000	-
SPECIAL PAYMENTS						
Other Funds	-	-	-	(700,000)	(700,000)	-
TOTAL LIMITED BUDGET (Essential Packages)						
Lottery Funds	-	-	-	(16,403,410)	(16,403,416)	-
Other Funds	-	-	-	(706,796)	(674,213)	-
Federal Funds	-	-	-	(12,496,897)	(12,496,474)	-
All Funds	-	-	-	(29,607,103)	(29,574,103)	-
LIMITED BUDGET (Current Service Level)						
General Fund	4,617,682	-	-	-	-	-
Lottery Funds	28,659,390	49,051,845	48,766,925	32,859,161	32,824,605	-
Other Funds	11,866,448	9,162,082	8,884,582	8,082,144	8,100,698	-
Federal Funds	6,625,603	20,065,709	20,065,709	7,616,080	7,614,388	-
All Funds	51,769,123	78,279,636	77,717,216	48,557,385	48,539,691	-
AUTHORIZED POSITIONS	54	57	58	53	53	-
AUTHORIZED FTE	52.42	56.12	56.62	51.50	51.50	-
LIMITED BUDGET (Policy Packages)						
PRIORITY 0						
081 MAY 2012 E-BOARD						
SERVICES & SUPPLIES						

Oregon Business Development Department

Agency Number: 12300

**Program Unit Appropriated Fund Group and Category Summary
2013-15 Biennium
Business, Innovation, Trade**

**Version: Y - 01 - Governor's Budget
Cross Reference Number: 12300-210-00-00-00000**

Description	2009-11 Actuals	2011-13 Leg Adopted Budget	2011-13 Leg Approved Budget	2013-15 Agency Request Budget	2013-15 Governor's Budget	2013-15 Leg Adopted Budget
Lottery Funds	-	-	-	68,261	68,261	-
Federal Funds	-	-	-	120,000	120,000	-
All Funds	-	-	-	188,261	188,261	-
092 PERS TAXATION POLICY						
PERSONAL SERVICES						
Lottery Funds	-	-	-	-	(21,248)	-
Other Funds	-	-	-	-	(10,271)	-
Federal Funds	-	-	-	-	(1,025)	-
All Funds	-	-	-	-	(32,544)	-
093 OTHER PERS ADJUSTMENTS						
PERSONAL SERVICES						
Lottery Funds	-	-	-	-	(169,980)	-
Other Funds	-	-	-	-	(82,171)	-
Federal Funds	-	-	-	-	(8,202)	-
All Funds	-	-	-	-	(260,353)	-
101 OREGON INNOVATION COUNCIL						
SPECIAL PAYMENTS						
Lottery Funds	-	-	-	25,000,000	25,000,000	-
102 SPWF RE-CAPITALIZATION						
PERSONAL SERVICES						
Other Funds	-	-	-	438,068	436,125	-

Oregon Business Development Department

Agency Number: 12300

**Program Unit Appropriated Fund Group and Category Summary
2013-15 Biennium
Business, Innovation, Trade**

**Version: Y - 01 - Governor's Budget
Cross Reference Number: 12300-210-00-00-00000**

Description	2009-11 Actuals	2011-13 Leg Adopted Budget	2011-13 Leg Approved Budget	2013-15 Agency Request Budget	2013-15 Governor's Budget	2013-15 Leg Adopted Budget
AUTHORIZED POSITIONS	-	-	-	2	2	-
AUTHORIZED FTE	-	-	-	2.00	2.00	-
103 INDUSTRY COMPETITIVENESS						
SPECIAL PAYMENTS						
Lottery Funds	-	-	-	2,675,000	2,050,000	-
104 STRATEGIC RESERVE FUND						
SPECIAL PAYMENTS						
Lottery Funds	-	-	-	26,500,000	10,500,000	-
105 INDUSTRIAL LAND READINESS AND SITE CERTI						
PERSONAL SERVICES						
Lottery Funds	-	-	-	128,240	127,737	-
SERVICES & SUPPLIES						
Lottery Funds	-	-	-	671,760	-	-
AUTHORIZED POSITIONS	-	-	-	1	1	-
AUTHORIZED FTE	-	-	-	1.00	1.00	-
106 OMWESB						
PERSONAL SERVICES						
Other Funds	-	-	-	137,699	137,147	-
SERVICES & SUPPLIES						
Other Funds	-	-	-	395,000	395,000	-
AUTHORIZED POSITIONS	-	-	-	1	1	-

Oregon Business Development Department

Agency Number: 12300

Program Unit Appropriated Fund Group and Category Summary
2013-15 Biennium
Business, Innovation, Trade

Version: Y - 01 - Governor's Budget
Cross Reference Number: 12300-210-00-00-00000

Description	2009-11 Actuals	2011-13 Leg Adopted Budget	2011-13 Leg Approved Budget	2013-15 Agency Request Budget	2013-15 Governor's Budget	2013-15 Leg Adopted Budget
AUTHORIZED FTE	-	-	-	1.00	1.00	-
107 BROWNFIELDS RECAPITALIZATION						
SERVICES & SUPPLIES						
Other Funds	-	-	-	241,995	-	-
TOTAL LIMITED BUDGET (Policy Packages)						
Lottery Funds	-	-	-	55,043,261	37,554,770	-
Other Funds	-	-	-	1,212,762	875,830	-
Federal Funds	-	-	-	120,000	110,773	-
All Funds	-	-	-	56,376,023	38,541,373	-
AUTHORIZED POSITIONS	-	-	-	4	4	-
AUTHORIZED FTE	-	-	-	4.00	4.00	-
TOTAL LIMITED BUDGET (Including Packages)						
General Fund	4,617,682	-	-	-	-	-
Lottery Funds	28,659,390	49,051,845	48,766,925	87,902,422	70,379,375	-
Other Funds	11,866,448	9,162,082	8,884,582	9,294,906	8,976,528	-
Federal Funds	6,625,603	20,065,709	20,065,709	7,736,080	7,725,161	-
All Funds	51,769,123	78,279,636	77,717,216	104,933,408	87,081,064	-
AUTHORIZED POSITIONS	54	57	58	57	57	-
AUTHORIZED FTE	52.42	56.12	56.62	55.50	55.50	-
NONLIMITED BUDGET (Excluding Packages)						
SERVICES & SUPPLIES						

Oregon Business Development Department

Agency Number: 12300

Program Unit Appropriated Fund Group and Category Summary
 2013-15 Biennium
 Business, Innovation, Trade

Version: Y - 01 - Governor's Budget
 Cross Reference Number: 12300-210-00-00-00000

Description	2009-11 Actuals	2011-13 Leg Adopted Budget	2011-13 Leg Approved Budget	2013-15 Agency Request Budget	2013-15 Governor's Budget	2013-15 Leg Adopted Budget
Other Funds	706,969	106,457	106,457	106,457	106,457	-
SPECIAL PAYMENTS						
Other Funds	13,986,275	20,000,000	16,685,000	15,200,000	15,200,000	-
TOTAL NONLIMITED BUDGET (Excluding Packages)						
Other Funds	14,693,244	20,106,457	16,791,457	15,306,457	15,306,457	-
NONLIMITED BUDGET (Essential Packages)						
031 STANDARD INFLATION						
SERVICES & SUPPLIES						
Other Funds	-	-	-	295	295	-
TOTAL NONLIMITED BUDGET (Essential Packages)						
Other Funds	-	-	-	295	295	-
NONLIMITED BUDGET (Current Service Level)						
Other Funds	14,693,244	20,106,457	16,791,457	15,306,752	15,306,752	-
NONLIMITED BUDGET (Policy Packages)						
PRIORITY 0						
107 BROWNFIELDS RECAPITALIZATION						
SPECIAL PAYMENTS						
Other Funds	-	-	-	10,000,000	-	-
TOTAL NONLIMITED BUDGET (Policy Packages)						
Other Funds	-	-	-	10,000,000	-	-
TOTAL NONLIMITED BUDGET (Including Packages)						

Oregon Business Development Department

Agency Number: 12300

**Program Unit Appropriated Fund Group and Category Summary
2013-15 Biennium
Business, Innovation, Trade**

**Version: Y - 01 - Governor's Budget
Cross Reference Number: 12300-210-00-00-00000**

Description	2009-11 Actuals	2011-13 Leg Adopted Budget	2011-13 Leg Approved Budget	2013-15 Agency Request Budget	2013-15 Governor's Budget	2013-15 Leg Adopted Budget
Other Funds	14,693,244	20,106,457	16,791,457	25,306,752	15,306,752	-
OPERATING BUDGET						
General Fund	4,617,682	-	-	-	-	-
Lottery Funds	28,659,390	49,051,845	48,766,925	87,902,422	70,379,375	-
Other Funds	26,559,692	29,268,539	25,676,039	34,601,658	24,283,280	-
Federal Funds	6,625,603	20,065,709	20,065,709	7,736,080	7,725,161	-
All Funds	66,462,367	98,386,093	94,508,673	130,240,160	102,387,816	-
AUTHORIZED POSITIONS	54	57	58	57	57	-
AUTHORIZED FTE	52.42	56.12	56.62	55.50	55.50	-
TOTAL BUDGET						
General Fund	4,617,682	-	-	-	-	-
Lottery Funds	28,659,390	49,051,845	48,766,925	87,902,422	70,379,375	-
Other Funds	26,559,692	29,268,539	25,676,039	34,601,658	24,283,280	-
Federal Funds	6,625,603	20,065,709	20,065,709	7,736,080	7,725,161	-
All Funds	66,462,367	98,386,093	94,508,673	130,240,160	102,387,816	-
AUTHORIZED POSITIONS	54	57	58	57	57	-
AUTHORIZED FTE	52.42	56.12	56.62	55.50	55.50	-

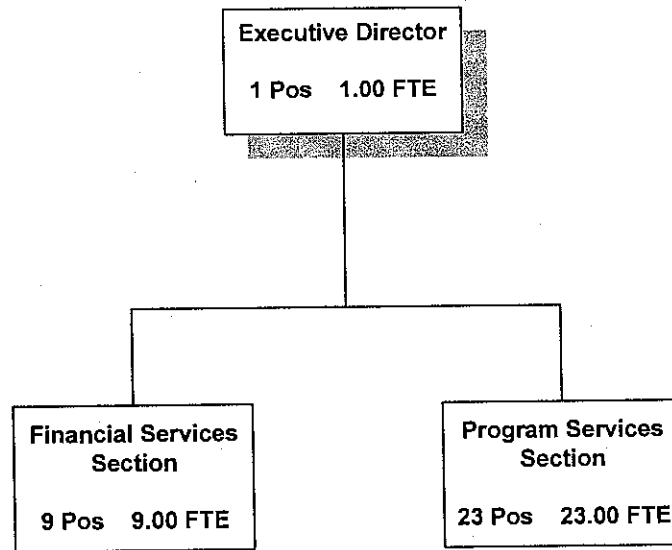
This Page Intentionally Left Blank

Oregon Business Development Department

Infrastructure Financing Division

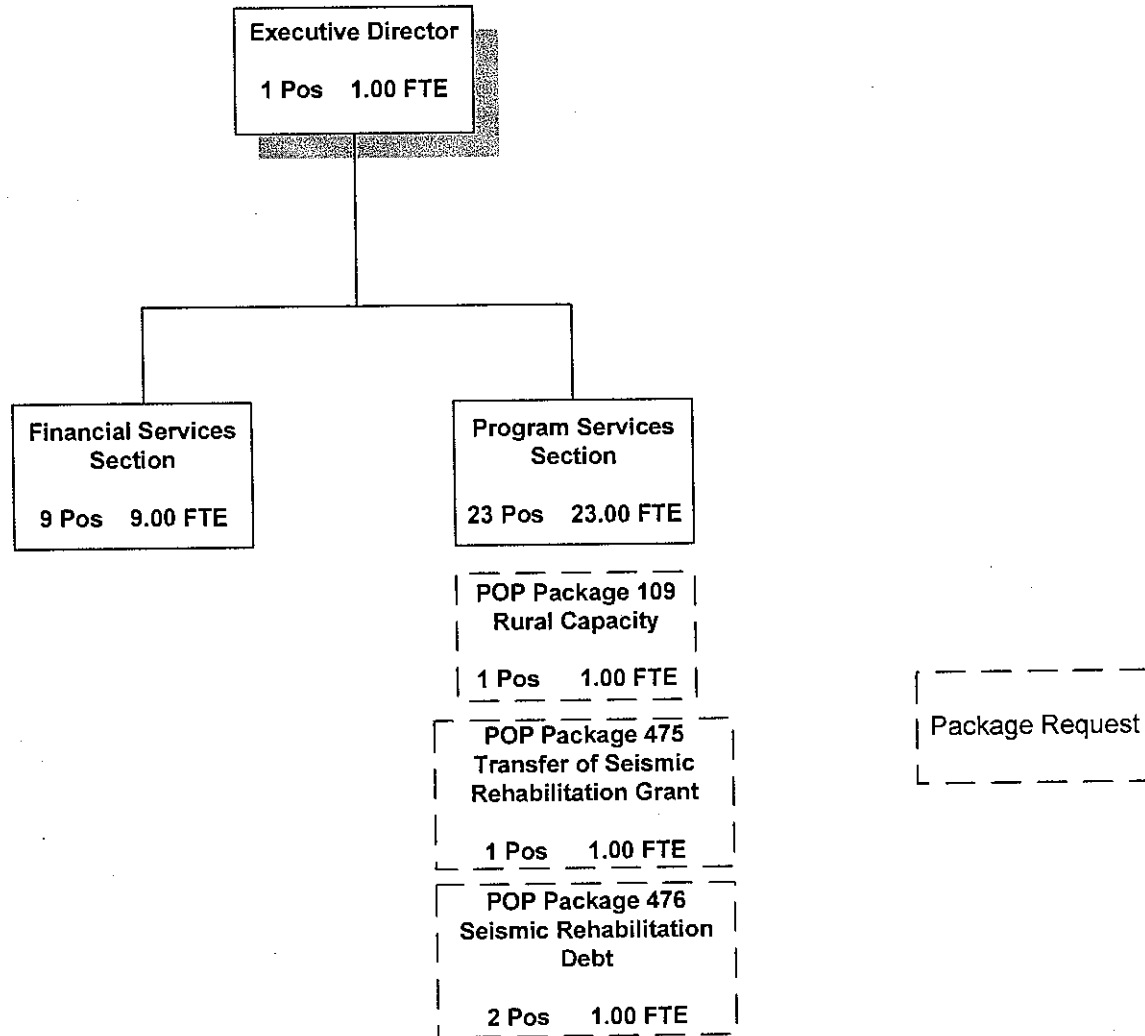
2011 - 13 Biennium

Total FTE 33.00



Oregon Business Development Department

Infrastructure Financing Division
2013 - 15 Governor's Balance Budget
Total FTE 36.00



ORBITS Budget Narrative

Infrastructure Finance Authority

Program Description

Purpose, customers, and source of funding:

The Infrastructure Finance Authority (IFA) assists communities in building infrastructure capacity community facilities to address public health, safety and compliance issues, as well as support their ability to attract, retain and expand businesses. It achieves this mission through implementation of state and federal funding that is primarily for revolving loan programs. . IFA's state programs are funded by Other Funds (initially proceeds from lottery-backed bond sales, then revolving principal and interest payments), and Federal Funds. IFA customers include Oregon cities, counties, ports, special districts, and Indian tribes.

Activities, programs, and issues in the program unit base budget:

IFA's programs either address infrastructure to address public health, safety and compliance issues or create capacity in the local community for economic development to occur. The programs are administered for policy considerations by program specialists, and individual projects resulting from program funding are developed and monitored by regional coordinators that cover the geographically diverse areas of the state. The programs include:

Special Public Works Fund (SPWF) – Provides market rate (or below) loans and grants for municipal infrastructure and other facilities that support economic and community development. Loans and grants are available for planning, designing, and constructing municipal facilities such as water/wastewater/storm systems; port facilities; roadways and rail; industrial sites and utilities; essential public buildings (police and fire); airport facilities; and telecom systems.

Water/Waste Water Fund (W/WWF) – Provides market rate (or below) loans and grants for municipal design and construction of public infrastructure needed to ensure compliance with the Safe Drinking Water Act or the Clean Water Act. Eligible facilities include water source development, treatment, storage/distribution projects, or wastewater collection and treatment systems.

Safe Drinking Water Revolving Loan Fund – Provides below-market loans and grants for the construction or improvement of public and private water systems to address regulatory compliance issues. The state receives an annual federal grant allocation. Eligible activities include: engineering, construction and /or installation of system improvements for water intake, filtration, treatment, storage, and transmission. The federal program requires a 20% state match.

ORBITS Budget Narrative

Community Development Block Grant (CDBG) – Uses federal funds to provide rural non-metropolitan cities and counties with grants to develop economic opportunities and create suitable living environments for lower-income households. The program funds projects such as water/wastewater improvements, community facilities (homeless shelters, food banks, libraries, and medical clinics), housing rehab and micro enterprise training. The only match requirement is for administration costs and is a 1:1 match.

Ports Program – Collectively the Port Revolving Loan Fund, the Port Planning and Marketing Fund, and the Marine Navigation Improvement Fund make up the Ports Program. These programs are designed to support Oregon Ports as a major contributor to Oregon's economy.

The Port Revolving Loan Fund provides planning and construction loans for facilities and infrastructure that promote the maritime shipping, aviation, and commercial/industrial activities. Funding may be used for port facilities, infrastructure, or port-located business improvements including water-oriented facilities, industrial parks, airports and commercial/industrial buildings.

The Port Planning & Marketing Fund provides grants to assist ports in conducting planning or marketing studies relating to the expansion of port commerce activity. Eligible planning or marketing projects must ultimately diversify the economy, develop new or emerging industry, or redevelop public facilities.

The Marine Navigation Improvement Fund provides grants and loans for two categories of projects:

- 1) Federally authorized where the federal government provides 75 percent of the funding and the state provides a 25 percent match through Legislative appropriations and
- 2) Non-federally authorized projects that are smaller and authorized by the Oregon Legislature.

Important background information for decision makers:

IFA programs will protect the health and safety of Oregon's citizens by improving the state's water and waste water systems; provide for increased well-being of individuals through improved community facilities and programs; and provide support for local communities' ability to keep and expand existing businesses as well as attract new businesses. The following issues need to be considered for future success of the IFA programs:

ORBITS Budget Narrative

1. **Capitalizing funding for public works infrastructure statewide:** The present system must have sufficient resources to address statewide infrastructure needs. As the states economy emerges from the recession, communities are returning to funding their infrastructure needs. The department's commitments for funding in FY 2012 doubled the commitments of 2011. The recent changes in the national financing tools have eliminated the option of securing bonds with purchased insurance. The lack of bond insurance makes it prohibitively expensive for some communities to issue bonds and results in an increased demand for department financing programs.
2. **Consolidating infrastructure program funds:** Stakeholders and legislators have expressed concern that the multiple infrastructure funds could be more effectively managed and more collaboratively leveraged.
3. **Preventing further ending balance fund sweeps:** Reducing already undercapitalized funds to cover budget deficits inhibits ability of IFA to award monies to local communities with greatest need. Additionally, some questions have arisen regarding the legality of sweeping funds based on the obligated uses of lottery bond sale proceeds.
4. **Meeting rural project management capacity needs:** Rural and small communities statewide struggle with meeting the development and management responsibilities associated with capital construction projects. Reporting requirements associated with ARRA funding that have carried over to base federal programs is just one example of the increased obligation. Local staffing has been reduced as a result of tough economic times and the former capacity of small communities has been greatly reduced, or lost.
5. **Bolstering Ports regional economic development role:** Ports are again gaining recognition for their regional economic development role. Funding tailored to meet ports' specific need, whether a small or large port, is needed to further stimulate local economies. Ports are drafting a funding methodology proposal that meets their needs, following the line of instruction they have received from legislative members.

ORBITS Budget Narrative

Expected results from the 2013-2015 budget:

Based on the current service level funding, in the biennium, the IFA expects to:

- Finance 40 planning projects for infrastructure improvements (KPM #7)
- Finance 30 construction projects for public health & safety (KPM #8)
- Finance 50 construction projects for future economic & community development (KPM #9)

Revenue sources and proposed revenue changes: Other Funds from loan principal and interest repayments; investment interest earnings; revenue bond proceeds; and pass-through funds received from Oregon Health Authority for the Safe Drinking Water program. Federal Funds for the Community Development Block Grant (CDBG) program received from Housing and Urban Development (HUD).

New laws that apply to the program unit:

LC 471 (SB 181): Increases the loan repayment period for the Water Fund to 30 years or the usable life of the contracted project, whichever is less.

Change in Statutory Language: ORS285B.581(1)(c) “May not exceed the usable life of the contracted project or [25] 30 years from the year of project completion, whichever is less.”

ORBITS Budget Narrative

2013-15 Governor's Balanced Budget

Infrastructure Finance Authority

Description	General Fund		Other Fund		Other Fund		Federal Fund	Total Fund	Pos	FTE
	General Fund	Debt Service	Other Fund Non Ltd	Debt Service Non Ltd	Other Fund Ltd					
Base Budget	\$ -	\$ -	\$ 157,856,418	\$ 37,203,356	\$ 7,561,648	\$ 28,383,298	\$ 231,004,720	33	33.00	
Current Service Level Packages										
Pkg. 010 - Non-PICS Psnl Svc / Vacancy Factor	\$ -	\$ -	\$ -	\$ -	\$ 66,804	\$ 698	\$ 67,502	-	-	
Pkg. 021 - Phase-In	\$ -	\$ -	\$ -	\$ -	\$ -	\$ -	\$ -	-	-	
Pkg. 022 - Phase-out Pgm & One-time Costs	\$ -	\$ -	\$ -	\$ -	\$ (106,207)	\$ (50,000)	\$ (156,207)	-	-	
Pkg. 031 - Standard Inflation	\$ -	\$ -	\$ (25,521)	\$ -	\$ 154,719	\$ 657,074	\$ 786,272	-	-	
Pkg. 032 - Above Standard Inflation	\$ -	\$ -	\$ -	\$ -	\$ -	\$ -	\$ -	-	-	
Pkg. 050 - Fundshifts	\$ -	\$ -	\$ -	\$ -	\$ -	\$ -	\$ -	-	-	
Pkg. 060 - Technical Adjustments	\$ -	\$ -	\$ -	\$ -	\$ -	\$ -	\$ -	-	-	
Total Current Service Level Packages	\$ -	\$ -	\$ (25,521)	\$ -	\$ 115,316	\$ 607,772	\$ 697,567	-	-	
Total Current Service Level (CSL)	\$ -	\$ -	\$ 157,830,897	\$ 37,203,356	\$ 7,676,964	\$ 28,991,070	\$ 231,702,287	33	33.00	
Policy Option Packages										
Analyst Packages										
Pkg. 081 - May 2012 E-Board	\$ -	\$ -	\$ -	\$ -	\$ -	\$ -	\$ -	-	-	
Pkg. 090 - Analyst Adjustments	\$ -	\$ 826,663	\$ -	\$ -	\$ 10,235,000	\$ -	\$ 11,061,663	-	-	
Pkg. 091 - Statewide Administrative Savings	\$ -	\$ -	\$ -	\$ -	\$ -	\$ -	\$ -	-	-	
Pkg. 092 - PERS Taxation Policy	\$ -	\$ -	\$ -	\$ -	\$ (14,136)	\$ (2,718)	\$ (16,854)	-	-	
Pkg. 093 - Other PERS Adjustments	\$ -	\$ -	\$ -	\$ -	\$ (113,087)	\$ (21,748)	\$ (134,835)	-	-	
Policy Packages										
Pkg. 101 - Oregon Innovation Council	\$ -	\$ -	\$ -	\$ -	\$ -	\$ -	\$ -	-	-	
Pkg. 102 - SPWF Recapitalization	\$ -	\$ -	\$ 91,940,124	\$ -	\$ 1,133,000	\$ -	\$ 93,073,124	-	-	
Pkg. 103 - Industry Competitiveness Fund	\$ -	\$ -	\$ -	\$ -	\$ -	\$ -	\$ -	-	-	
Pkg. 104 - Strategic Reserve Fund	\$ -	\$ -	\$ -	\$ -	\$ -	\$ -	\$ -	-	-	
Pkg. 105 - Industrial Land Readiness and Site Certification	\$ -	\$ -	\$ -	\$ -	\$ -	\$ -	\$ -	-	-	
Pkg. 106 - OMWESB	\$ -	\$ -	\$ -	\$ -	\$ -	\$ -	\$ -	-	-	
Pkg. 109 - Rural Capacity	\$ -	\$ -	\$ -	\$ -	\$ 183,300	\$ -	\$ 183,300	1	1.00	
Pkg. 475 - Transfer of Seismic Rehabilitation Grant Program	\$ 205,677	\$ 3,710,464	\$ -	\$ -	\$ 7,300,000	\$ -	\$ 11,216,141	1	1.00	
Pkg. 476 - Seismic Rehabilitation Debt	\$ -	\$ -	\$ -	\$ -	\$ 30,000,000	\$ -	\$ 30,000,000	2	1.00	
Total Policy Option Packages	\$ 205,677	\$ 4,537,127	\$ 91,940,124	\$ -	\$ 48,724,077	\$ (24,466)	\$ 145,382,539	4	3.00	
Governor's Balanced Budget	\$ 205,677	\$ 4,537,127	\$ 249,771,021	\$ 37,203,356	\$ 56,401,041	\$ 28,966,604	\$ 377,084,826	37	36.00	

ORBITS Budget Narrative

Infrastructure Finance Authority

Essential Packages

Essential packages present budget adjustments needed to bring the base budget to Current Service Level, the calculated cost of continuing legislatively-approved programs into the 2013-15 biennium.

010 Non-PICS Personal Services/Vacancy Factor

This package includes standard inflation of 2.4% on non-PICS items such as overtime, differential, temporary appointments and unemployment assessment, including OPE associated with them. The vacancy factor calculation projects budget changes related to staff turnover and position vacancies during the 2013-15 biennium.

022 Phase-Out

This package is used to phase out decreased cost resulting from the elimination of pilot programs, and other one-time costs that will not be funded in the 2013-15 biennium. It is also used to remove excess/empty limitation. This package includes:

Other Funds limitation

- Removes \$106,207 spending authority associated with the Cost of Issuance on Lottery Revenue Bonds.

Federal Funds limitation

- Removes \$50,000 Federal Funds associated with ARRA funds for the Community Development Block Grant (CDBG).

031 Inflation & Price List Adjustments

This package includes a 2.4% increase for biennial general inflation; a 2.8% increase for professional services (contract providers); a 14.9% increase for Attorney General services; and a 4.4% increase for facilities rent. This package also includes changes to State Government Services charges for the 2013-15 biennium.

ORBITS Budget Narrative

Governor's Policy Packages

090 Analyst Adjustments

Article XI-Q bonds, with cost of issuance included. These General Fund COP's are included as funding for development and improvement of facilities proposed by Oregon's research universities, state and local leaders, and private sector partners to accelerate research, development, and commercialization to support the Oregon innovation economy.

092 PERS Taxation Policy

This package supports a policy change to limit tax relief calculations to PERS retirees that are Oregon residents. Non-resident retirees will no longer receive the tax relief benefit.

093 Other PERS Adjustments

This package supports policy changes that reduce the PERS employer rate.

ESSENTIAL AND POLICY PACKAGE FISCAL IMPACT SUMMARY

Oregon Business Development Department
 Pkg: 010 - Non-PICS Psnl Svc / Vacancy Factor

Cross Reference Name: Infrastructure Financing Authority
 Cross Reference Number: 12300-300-00-00-00000

Description	General Fund	Lottery Funds	Other Funds	Federal Funds	Nonlimited Other Funds	Nonlimited Federal Funds	All Funds
Revenues							
Federal Funds	-	-	-	698	-	-	698
Total Revenues	-	-	-	\$698	-	-	\$698
Personal Services							
Pension Obligation Bond	-	-	17,238	5,602	-	-	22,840
Unemployment Assessments	-	-	2,057	-	-	-	2,057
Mass Transit Tax	-	-	(1,117)	-	-	-	(1,117)
Vacancy Savings	-	-	48,626	(4,904)	-	-	43,722
Total Personal Services	-	-	\$66,804	\$698	-	-	\$67,502
Total Expenditures							
Total Expenditures	-	-	66,804	698	-	-	67,502
Total Expenditures	-	-	\$66,804	\$698	-	-	\$67,502
Ending Balance							
Ending Balance	-	-	(66,804)	-	-	-	(66,804)
Total Ending Balance	-	-	(\$66,804)	-	-	-	(\$66,804)

ESSENTIAL AND POLICY PACKAGE FISCAL IMPACT SUMMARY

Oregon Business Development Department
 Pkg: 022 - Phase-out Pgm & One-time Costs

Cross Reference Name: Infrastructure Financing Authority
 Cross Reference Number: 12300-300-00-00-00000

<i>Description</i>	General Fund	Lottery Funds	Other Funds	Federal Funds	Nonlimited Other Funds	Nonlimited Federal Funds	All Funds
Revenues							
Lottery Bonds	-	-	(106,207)	-	-	-	(106,207)
Federal Funds	-	-	-	(50,000)	-	-	(50,000)
Total Revenues	-	-	(\$106,207)	(\$50,000)	-	-	(\$156,207)
Services & Supplies							
Instate Travel	-	-	-	(50,000)	-	-	(50,000)
Other Services and Supplies	-	-	(106,207)	-	-	-	(106,207)
Total Services & Supplies	-	-	(\$106,207)	(\$50,000)	-	-	(\$156,207)
Total Expenditures							
Total Expenditures	-	-	(106,207)	(50,000)	-	-	(156,207)
Total Expenditures	-	-	(\$106,207)	(\$50,000)	-	-	(\$156,207)
Ending Balance							
Ending Balance	-	-	-	-	-	-	-
Total Ending Balance	-	-	-	-	-	-	-

ESSENTIAL AND POLICY PACKAGE FISCAL IMPACT SUMMARY

Oregon Business Development Department
 Pkg: 031 - Standard Inflation

Cross Reference Name: Infrastructure Financing Authority
 Cross Reference Number: 12300-300-00-00-00000

<i>Description</i>	General Fund	Lottery Funds	Other Funds	Federal Funds	Nonlimited Other Funds	Nonlimited Federal Funds	All Funds
Revenues							
Federal Funds	-	-	-	657,074	-	-	657,074
Total Revenues	-	-	-	\$657,074	-	-	\$657,074
Services & Supplies							
Instate Travel	-	-	3,190	936	-	-	4,126
Out of State Travel	-	-	1,024	642	-	-	1,666
Employee Training	-	-	909	316	-	-	1,225
Office Expenses	-	-	1,152	943	-	-	2,095
Telecommunications	-	-	(25,322)	38	-	-	(25,284)
State Gov. Service Charges	-	-	41,322	-	(25,521)	-	15,801
Data Processing	-	-	78,614	87	-	-	78,701
Publicity and Publications	-	-	490	864	-	-	1,354
Professional Services	-	-	13,544	5,846	-	-	19,390
IT Professional Services	-	-	56	-	-	-	56
Attorney General	-	-	9,334	1,058	-	-	10,392
Employee Recruitment and Develop	-	-	155	120	-	-	275
Dues and Subscriptions	-	-	954	372	-	-	1,326
Facilities Rental and Taxes	-	-	11,458	2,236	-	-	13,694
Agency Program Related S and S	-	-	204	924	-	-	1,128
Other Services and Supplies	-	-	169	-	-	-	169
Expendable Prop 250 - 5000	-	-	594	1,052	-	-	1,646
IT Expendable Property	-	-	84	-	-	-	84
Total Services & Supplies	-	-	\$137,931	\$15,434	(\$25,521)	-	\$127,844

ESSENTIAL AND POLICY PACKAGE FISCAL IMPACT SUMMARY

Oregon Business Development Department
 Pkg: 031 - Standard Inflation

Cross Reference Name: Infrastructure Financing Authority
 Cross Reference Number: 12300-300-00-00-00000

<i>Description</i>	General Fund	Lottery Funds	Other Funds	Federal Funds	Nonlimited Other Funds	Nonlimited Federal Funds	All Funds
Special Payments							
Dist to Cities	-	-	-	444,958	-	-	444,958
Dist to Counties	-	-	-	196,682	-	-	196,682
Dist to Other Gov Unit	-	-	16,788	-	-	-	16,788
Total Special Payments	-	-	\$16,788	\$641,640	-	-	\$658,428
Total Expenditures							
Total Expenditures	-	-	154,719	657,074	(25,521)	-	786,272
Total Expenditures	-	-	\$154,719	\$657,074	(\$25,521)	-	\$786,272
Ending Balance							
Ending Balance	-	-	(154,719)	-	25,521	-	(129,198)
Total Ending Balance	-	-	(\$154,719)	-	\$25,521	-	(\$129,198)

ESSENTIAL AND POLICY PACKAGE FISCAL IMPACT SUMMARY

Oregon Business Development Department
 Pkg: 081 - May 2012 E-Board

Cross Reference Name: Infrastructure Financing Authority
 Cross Reference Number: 12300-300-00-00000

<i>Description</i>	General Fund	Lottery Funds	Other Funds	Federal Funds	Nonlimited Other Funds	Nonlimited Federal Funds	All Funds
Transfers Out							
Transfer Out - Intrafund	-	-	-	-	(285,226)	-	(285,226)
Total Transfers Out	-	-	-	-	(\$285,226)	-	(\$285,226)
Ending Balance							
Ending Balance	-	-	-	-	(285,226)	-	(285,226)
Total Ending Balance	-	-	-	-	(\$285,226)	-	(\$285,226)

ESSENTIAL AND POLICY PACKAGE FISCAL IMPACT SUMMARY

Oregon Business Development Department
 Pkg: 090 - Analyst Adjustments

Cross Reference Name: Infrastructure Financing Authority
 Cross Reference Number: 12300-300-00-00-00000

<i>Description</i>	General Fund	Lottery Funds	Other Funds	Federal Funds	Nonlimited Other Funds	Nonlimited Federal Funds	All Funds
Revenues							
General Fund Appropriation	826,663	-	-	-	-	-	826,663
Cert of Participation	-	-	10,235,000	-	-	-	10,235,000
Total Revenues	\$826,663	-	\$10,235,000	-	-	-	\$11,061,663
Services & Supplies							
Other Services and Supplies	-	-	235,000	-	-	-	235,000
Total Services & Supplies	-	-	\$235,000	-	-	-	\$235,000
Special Payments							
Other Special Payments	-	-	10,000,000	-	-	-	10,000,000
Total Special Payments	-	-	\$10,000,000	-	-	-	\$10,000,000
Debt Service							
Principal - Bonds	325,000	-	-	-	-	-	325,000
Interest - Bonds	501,663	-	-	-	-	-	501,663
Total Debt Service	\$826,663	-	-	-	-	-	\$826,663
Total Expenditures							
Total Expenditures	826,663	-	10,235,000	-	-	-	11,061,663
Total Expenditures	\$826,663	-	\$10,235,000	-	-	-	\$11,061,663

ESSENTIAL AND POLICY PACKAGE FISCAL IMPACT SUMMARY

Oregon Business Development Department
 Pkg: 090 - Analyst Adjustments

Cross Reference Name: Infrastructure Financing Authority
 Cross Reference Number: 12300-300-00-00-00000

<i>Description</i>	General Fund	Lottery Funds	Other Funds	Federal Funds	Nonlimited Other Funds	Nonlimited Federal Funds	All Funds
Ending Balance							
Ending Balance	-	-	-	-	-	-	-
Total Ending Balance	-	-	-	-	-	-	-

ESSENTIAL AND POLICY PACKAGE FISCAL IMPACT SUMMARY

Oregon Business Development Department
 Pkg: 092 - PERS Taxation Policy

Cross Reference Name: Infrastructure Financing Authority
 Cross Reference Number: 12300-300-00-00-00000

<i>Description</i>	General Fund	Lottery Funds	Other Funds	Federal Funds	Nonlimited Other Funds	Nonlimited Federal Funds	All Funds
Revenues							
Federal Funds	-	-	-	(2,718)	-	-	(2,718)
Total Revenues	-	-	-	(\$2,718)	-	-	(\$2,718)
Personal Services							
PERS Policy Adjustment	-	-	(14,136)	(2,718)	-	-	(16,854)
Total Personal Services	-	-	(\$14,136)	(\$2,718)	-	-	(\$16,854)
Total Expenditures							
Total Expenditures	-	-	(14,136)	(2,718)	-	-	(16,854)
Total Expenditures	-	-	(\$14,136)	(\$2,718)	-	-	(\$16,854)
Ending Balance							
Ending Balance	-	-	14,136	-	-	-	14,136
Total Ending Balance	-	-	\$14,136	-	-	-	\$14,136

ESSENTIAL AND POLICY PACKAGE FISCAL IMPACT SUMMARY

Oregon Business Development Department
 Pkg: 093 - Other PERS Adjustments

Cross Reference Name: Infrastructure Financing Authority
 Cross Reference Number: 12300-300-00-00-00000

<i>Description</i>	General Fund	Lottery Funds	Other Funds	Federal Funds	Nonlimited Other Funds	Nonlimited Federal Funds	All Funds
Revenues							
Federal Funds	-	-	-	(21,748)	-	-	(21,748)
Total Revenues	-	-	-	(\$21,748)	-	-	(\$21,748)
Personal Services							
PERS Policy Adjustment	-	-	(113,087)	(21,748)	-	-	(134,835)
Total Personal Services	-	-	(\$113,087)	(\$21,748)	-	-	(\$134,835)
Total Expenditures							
Total Expenditures	-	-	(113,087)	(21,748)	-	-	(134,835)
Total Expenditures	-	-	(\$113,087)	(\$21,748)	-	-	(\$134,835)
Ending Balance							
Ending Balance	-	-	113,087	-	-	-	113,087
Total Ending Balance	-	-	\$113,087	-	-	-	\$113,087

ORBITS Budget Narrative

Oregon Business Development Department Policy Option Package (POP) #102

POP Title: Regional and Local Infrastructure Development (formerly Recapitalization of Special Public Works Fund (SPWF))

Mission:

Business Oregon works to create, retain, expand and attract businesses that provide sustainable, family-wage jobs for Oregonians through public-private partnerships, leveraged funding and support of economic opportunities for Oregon companies and entrepreneurs.

The Infrastructure Finance Authority assists communities in building infrastructure capacity and community facilities to address public health safety and compliance issues as well as support their ability to attract, retain and expand businesses.

Purpose:

The purpose of this package is to respond to critical statewide public works and regional infrastructure needs. Components of this support for regional and local infrastructure development that is related to long-term planning and ongoing support for development of regional priorities over the next 10 years include:

1. Establish a predictable and sustainable funding resource for the ongoing local infrastructure financing needs of the state **(\$24.45 million)**
2. Regional Solutions Committees Ten Areas Funding for investment in locally planned, priority projects. **(\$20 million)**
3. Regional Economic Initiatives Funding for investment by Regional Solutions Committee convenor's allocation. **(\$30 million)**
4. O & C Timberland Collaboration funding. **(\$1.4 million)**
5. Eastern Oregon Forest Collaboration funding. **(\$4 million)**
6. Celilo Falls Confluence Project funding. **(\$1.75 million)**

Sustainable SPWF Funding - Establishing a sustainable SPWF funding source is a multi-biennium strategy that responds to the Infrastructure Finance Authority's goal of achieving a loan volume goal of \$65 million each year for project financing. At present, \$38 million is annually available from loan repayments and bond bank proceeds based upon the current revolving loan pool of about \$355 million. The \$38 million is used as \$4 million in grants and \$34 million in loans. The \$24.45 million additional financing request will result in annual revolving payments of approximately \$2 million - an incremental increase that will eventually lead to the target funding level.

ORBITS Budget Narrative

The additional benefit of increased SPWF capitalization is the use of interest earnings from the loans (assumes the additional capital is provided from lottery funded bonds). The present SPWF revolving loan funds pay for SPWF operating expenses. The additional interest earnings from increased capitalization are targeted to initiate a sustainable strategy identified in the outcome area of the Economy and Jobs 10-Year Plan. Interest earnings will be used to pay for support of the “needs and issues” project computer application currently under development, rural capacity for direct project development assistance, enhanced Regional Solutions Team activity and management of the 10-Year Plan investment strategy.

Regional Solutions Committee Funding – Two million dollars for each of the ten Regional Solutions Committees is included in the Governor’s Recommended Budget. These planning resources are targeted to be available to the Committees for investment in priority projects within the region to assure those projects advancement. The funding will be utilized in combination with other capital financing resources and the allocated planning capacity each committee receives. Plans for use of the funding for regional and local projects are limited by requirements of the specific financing to be utilized and any limits or thresholds established by the governance structure for the statewide 10 year capital investment plan. The IFA will act as the fiduciary vehicle for distribution of the funds.

Regional Economic Initiatives Funding – Thirty million dollars is included in the Governor’s Recommended Budget for statewide use related to community and/or regionally identified economic development initiatives, associated projects or other necessary local infrastructure investments. The projects will be recommended by the Regional Solutions Committees for consideration and prioritization. The Regional Solutions Committee conveners will determine the methods and means of distributing the funds, using the IFA as the fiduciary vehicle to award and distribute the funding.

O & C Timberland Collaboration Funding – Funding will address the continued need to determine means to obtain acceptable timber resources from O & C lands. Significant strides have been made to date. Additional work will focus on advancing voluntary efforts around conservation, timber + wildfire management efficiencies and other pilot efforts that increase public values associated with O & C lands.

Eastern Oregon Forest Collaboration Funding – Eastern Oregon forest policy needs to continue the development of science/technology and a business model to advance stable timber supply agreements, reduce planning/implementation costs, and advance project efforts that focus on at-risk Eastern Oregon mill infrastructure. This funding will have multiple activities that: 1) engage private sector resources in providing science, technical assistance, facilitation, research and planning efficiencies, 2) provide small collaborative capacity grants to support forest collaborative to effectively increase the pace and scale of management of harvests, 3) dedicated interaction with US Forest Service and forest collaborative groups, the congressional delegation, Western

ORBITS Budget Narrative

Governor's Association and Oregon legislature, and 4) finance matching funds with the US Forest Service to advance stable timber supply agreements.

Celilo Falls Confluence Project Funding – The Confluence Project is a collaborative effort of Pacific Northwest tribes, renowned artist Maya Lin, civic groups from Washington and Oregon and other artists, architects and landscape designers. The Celilo Falls Park Project is one of seven locations along the Columbia River Basin where rivers meet and indigenous people once gathered. The site was the location of one of the North American largest waterfalls and was a live sustaining salmon fishery and gathering place for thousands of Native Americans. The project includes environmental restoration and a tribute artwork.

Strategic Plan:

The 2012-2017 Infrastructure Finance Strategic Plan focuses on four main themes: Funding, State and Federal Partnerships and Outreach, 10-Year Plan: Economy and Jobs, and Program Effectiveness and Technology.

Budget Request is linked to the Strategic Plan:

These proposed actions will advance three of the four main themes.

Funding

- Increasing capitalization of Special Public Works and Water/Waste Water
 - Provide funding to communities for projects
 - Increase community support

State and Federal Partnerships and Outreach

- Building and maintaining partnerships with federal and state agencies, and aligning strategic investments on mutual projects with communities who have the greatest need.

10-Year Plan: Economy and Jobs

- The additional interest earnings from additional capitalization are targeted to further advance economic development statewide under Strategy 2. Funding and earnings can be used to pay for local economic initiatives, regional infrastructure, cultural development, sustainable natural resources for jobs, rural capacity for direct project development, enhanced Regional Solutions activity, and management of the 10 Year Investment Strategy Activities are targeted to initiate a sustainable strategy identified in the outcome area of the Economy and Jobs 10-Year Plan.

ORBITS Budget Narrative

Program Effectiveness and Technology

- By reaching out and engaging communities who are out of compliance and need assistance and providing funding for projects that would remedy bringing systems back in compliance or improve community standards.

How achieved:

Sustainable SPWF Funding – Upon receipt of the capital for the SPWF, the funds will be added to the pool of loan program proceeds and committed to projects through the standard loan application and underwriting process.

Milestone	Targeted Dates
Funds added to revolving loan pool when received and become part of standard SPWF program	November 2013 and April 2015

Regional Solutions Committee Funding -

Milestone	Targeted Dates
Administrative Rules will be developed and published for governance of the program.	October 2013
Funds will be made available for distribution	June 2014

Regional Economic Initiatives Funding -

Milestone	Targeted Dates
Administrative Rules will be developed and published for governance of the program.	December 2013
Funds will be made available for distribution and use.	April 2015

ORBITS Budget Narrative

Eastern Oregon Forest Collaboration Funding –

Milestone	Targeted Dates
Funds will be distributed upon availability in two installments.	November 2013 and June 2014

O & C Timberland Collaboration Funding –

Milestone	Targeted Dates
Funds will be distributed upon availability.	June 2014

Celilo Falls Confluence Project Funding –

Milestone	Targeted Dates
Funds will be distributed upon availability.	June 2014

Staffing Impact:

No staffing impact is anticipated by this package.

Quantifying Results:

Sustainable SPWF Funding – Program success will be measured by the number of additional projects that are immediately developed by the infusion of cash into the program, and the increased level of revolved funding generated by the first loans made with the bond proceeds. The department will continue to monitor the results on a quarterly basis and report out annually through KPMs.

Regional Solutions Committee Funding – Program success will be measured by the number of additional projects that are developed and the funds leveraged.

Regional Economic Initiatives Funding - Program success will be measured by the number of additional projects that are developed and the funds leveraged.

ORBITS Budget Narrative

O & C Timberland Collaboration Funding – Program success will be measured by the resource management agreements implemented.

Eastern Oregon Forest Collaboration Funding - Program success will be measured by the resource management agreements implemented.

Celilo Falls Confluence Project Funding – Program success will be measured by the completion of the project.

Revenue Source:

Other Funds from Lottery Bond proceeds, and Lottery Funds for Debt Service

Additional Information:

This policy option package directly helps deliver the concepts in strategy 2 of the Economy and Jobs vision. It creates a next generation financing mechanism for infrastructure and business development that combines local, regional and state opportunities that can result in attracting private development. With this package, planning, strategies and funding can be integrated at a state, regional and local level to achieve aligned infrastructure goals. By providing funding mechanisms to speed up development, Oregon creates a fertile economic environment for business and communities, and is overall more effective, integrated and efficient when it comes to infrastructure and economic development.

ESSENTIAL AND POLICY PACKAGE FISCAL IMPACT SUMMARY

Oregon Business Development Department
 Pkg: 102 - SPWF Re-capitalization

Cross Reference Name: Infrastructure Financing Authority
 Cross Reference Number: 12300-300-00-00000

<i>Description</i>	General Fund	Lottery Funds	Other Funds	Federal Funds	Nonlimited Other Funds	Nonlimited Federal Funds	All Funds
Revenues							
Lottery Bonds	-	-	1,133,000	-	91,685,000	-	92,818,000
Transfer In - Intrafund	-	-	622,291	-	-	-	622,291
Total Revenues	-	-	\$1,755,291	-	\$91,685,000	-	\$93,440,291
Transfers Out							
Transfer Out - Intrafund	-	-	(622,291)	-	(622,291)	-	(1,244,582)
Total Transfers Out	-	-	(\$622,291)	-	(\$622,291)	-	(\$1,244,582)
Services & Supplies							
Other Services and Supplies	-	-	1,133,000	-	255,124	-	1,388,124
Total Services & Supplies	-	-	\$1,133,000	-	\$255,124	-	\$1,388,124
Special Payments							
Dist to Cities	-	-	-	-	750,000	-	750,000
Dist to Other Gov Unit	-	-	-	-	2,450,000	-	2,450,000
Loans Made - Other	-	-	-	-	21,252,044	-	21,252,044
Other Special Payments	-	-	-	-	57,150,000	-	57,150,000
Undistributed (S.P.)	-	-	-	-	10,082,956	-	10,082,956
Total Special Payments	-	-	-	-	\$91,685,000	-	\$91,685,000
Total Expenditures							
Total Expenditures	-	-	1,133,000	-	91,940,124	-	93,073,124
Total Expenditures	-	-	\$1,133,000	-	\$91,940,124	-	\$93,073,124

ESSENTIAL AND POLICY PACKAGE FISCAL IMPACT SUMMARY

Oregon Business Development Department
 Pkg: 102 - SPWF Re-capitalization

Cross Reference Name: Infrastructure Financing Authority
 Cross Reference Number: 12300-300-00-00-00000

<i>Description</i>	General Fund	Lottery Funds	Other Funds	Federal Funds	Nonlimited Other Funds	Nonlimited Federal Funds	All Funds
Ending Balance							
Ending Balance	-	-	-	-	(877,415)	-	(877,415)
Total Ending Balance	-	-	-	-	(\$877,415)	-	(\$877,415)

ORBITS Budget Narrative

Oregon Business Development Department Policy Option Package (POP) #109

POP Title: Rural Capacity
\$183,300 Other Funds

Mission:

Business Oregon, works to create, retain, expand and attract businesses that provide sustainable, family-wage jobs for Oregonians through public-private partnerships, leveraged funding and support of economic opportunities for Oregon companies and entrepreneurs.

The Infrastructure Finance Authority assists communities in building infrastructure capacity and community facilities to address public health, safety and compliance issues as well as support their ability to attract, retain and expand businesses.

Purpose:

The purpose of this package is to provide additional assistance to some rural communities in addressing the administrative requirements that accompany federal or state funded capital construction projects. Absent the capacity to meet the administrative requirements such as administering Davis Bacon wage rates or Buy American provisions, communities must rely on other sources for administrative capacity. Regardless of what entity provides the compliance services, the community remains responsible and liable for administrative errors. Liability issues are both time consuming and financially significant to resolve.

The capacity constraints of small communities can also lead to inefficient use of funds. At worse, this lack of expertise and capacity can lead to serious errors and related fiscal and legal liability. In the most extreme cases, the locality is left with a partially completed project and a repayment obligation for the money already spent on the project.

Strategic Plan:

The 2012-2017 Infrastructure Finance Strategic Plan focuses on four main themes: Funding, State and Federal Partnerships and Outreach, Program Effectiveness and Technology.

ORBITS Budget Narrative

Budget Request is linked to Strategic Plan:

This proposed action will advance two of the four main themes.

Program Effectiveness

- By assisting small communities with project capacity and competitiveness
- By focusing resources on entities which are out of compliance and work with them to identify projects and/or needs

State and Federal Partnerships and Outreach

- Effective grant/loan administration assures state and federal agencies strategic investments are fully realized with a minimum of administrative expense and complication.

How achieved:

The Infrastructure Finance Authority of the Oregon Business Development Department is taking the lead for state and federal funding agencies to identify a feasible means to assure professional capital construction administrative resources are available to communities that need or would benefit from such services.

A Request for Proposal titled Analysis of Local Government Capacity Needs Related to Project Management (Post Award) of State Funded Capital Construction was issued in October 2011. Proposals were reviewed and a contract was executed in November 2011.

The following outlines the description of work.

	Timeline
Project Kick-off Meeting	Early December 2011
Interviews and Data Gathering from rural cities and counties; representatives of Association of Oregon Counties, League of Oregon Cities, and Special Districts Association of Oregon; and representatives of State and Federal agencies	January through mid March 2012
Conduct Case Studies with 2 neighboring states and two other states	February through mid March 2012
Conduct one or two focus groups with five to ten stakeholders to discuss preliminary recommendations	Mid March through early May 2012

ORBITS Budget Narrative

Provide a draft report of findings	End of May 2012
Submit final report and present findings to the department, the Association of Oregon Counties and the League of Oregon Cities	End of June 2012

The study concluded that additional knowledgeable staffing assistance to small communities is essential to advancing the capacity of such communities and assuring project success.

Staffing Impact:

A full-time, permanent position, **Program Analyst 3**, is requested to implement and sustain the proposed response to community needs. This position will need specialized expertise with state and federal compliance regulations to better serve local government by interpreting state and federal non-compliance impacts to communities.

Quantifying Results:

Success will be measured by the number of communities that avoid labor and environmental violations as a result of specialized assistance provided by the position. A tangential benefit will be freeing current regional field staff with limited labor and environmental expertise from dealing with these issues. The time freed will allow regional staff to work more closely with communities to develop project applications that address additional community needs.

The position will be hired as early in the 2013-15 biennium as possible. Review of the position's assistance to communities will be measured quarterly. The increase in the number of communities other staff is able to work with as a result of being freed of labor and environmental issues will similarly be measured quarterly.

The ultimate measure of success is the communities' avoidance of labor and environmental violations and resultant project completion delays. The success story is the number of communities that complete projects on time, without labor issues to be resolved at project closeout. Historic experience shows resolution of labor issues can delay finalizing projects by 6 to 12 months. Avoiding this delay shows the federal funding partners significant improvement in performance and timely expenditure of funds.

Revenue Source:

Other Funds – Special Public Works Fund (SPWF) & Water / Waste Water Fund (W/WW) earnings

ORBITS Budget Narrative

Additional Information:

This package helps deliver the concepts in strategy 2 of the Economy and Jobs vision. It integrates planning for infrastructure projects, creating greater coordination at all levels of government, allowing the state to serve as a proactive partner in local pursuits through facilitation of federal requirements and leveraging resources. In coordination with local governments, this package can leverage new federal funds previously unavailable for local projects, reducing the burden on local governments while increasing the number of projects that can go into the pipeline.

ESSENTIAL AND POLICY PACKAGE FISCAL IMPACT SUMMARY

Oregon Business Development Department
 Pkg: 109 - Rural Capacity

Cross Reference Name: Infrastructure Financing Authority
 Cross Reference Number: 12300-300-00-00-00000

<i>Description</i>	General Fund	Lottery Funds	Other Funds	Federal Funds	Nonlimited Other Funds	Nonlimited Federal Funds	All Funds
Revenues							
Other Revenues	-	-	183,967	-	-	-	183,967
Total Revenues	-	-	\$183,967	-	-	-	\$183,967
Personal Services							
Class/Unclass Sal. and Per Diem	-	-	101,064	-	-	-	101,064
Empi. Rel. Bd. Assessments	-	-	40	-	-	-	40
Public Employees' Retire Cont	-	-	19,273	-	-	-	19,273
Social Security Taxes	-	-	7,731	-	-	-	7,731
Worker's Comp. Assess. (WCD)	-	-	59	-	-	-	59
Mass Transit Tax	-	-	605	-	-	-	605
Flexible Benefits	-	-	30,528	-	-	-	30,528
Total Personal Services	-	-	\$159,300	-	-	-	\$159,300
Services & Supplies							
Instate Travel	-	-	5,000	-	-	-	5,000
Out of State Travel	-	-	1,500	-	-	-	1,500
Employee Training	-	-	3,000	-	-	-	3,000
Office Expenses	-	-	2,000	-	-	-	2,000
Telecommunications	-	-	1,500	-	-	-	1,500
Data Processing	-	-	3,500	-	-	-	3,500
Publicity and Publications	-	-	500	-	-	-	500
Facilities Rental and Taxes	-	-	2,000	-	-	-	2,000

ESSENTIAL AND POLICY PACKAGE FISCAL IMPACT SUMMARY

Oregon Business Development Department
 Pkg: 109 - Rural Capacity

Cross Reference Name: Infrastructure Financing Authority
 Cross Reference Number: 12300-300-00-00-00000

<i>Description</i>	General Fund	Lottery Funds	Other Funds	Federal Funds	Nonlimited Other Funds	Nonlimited Federal Funds	All Funds
Services & Supplies							
Other Services and Supplies	-	-	5,000	-	-	-	5,000
Total Services & Supplies	-	-	\$24,000	-	-	-	\$24,000
Total Expenditures							
Total Expenditures	-	-	183,300	-	-	-	183,300
Total Expenditures	-	-	\$183,300	-	-	-	\$183,300
Ending Balance							
Ending Balance	-	-	667	-	-	-	667
Total Ending Balance	-	-	\$667	-	-	-	\$667
Total Positions							
Total Positions	-	-	-	-	-	-	1
Total Positions	-	-	-	-	-	-	1
Total FTE							
Total FTE	-	-	-	-	-	-	1.00
Total FTE	-	-	-	-	-	-	1.00

01/16/13 REPORT NO.: PDPFISCAL
 REPORT: PACKAGE FISCAL IMPACT REPORT
 AGENCY:12300 OREGON BUSINESS DEVEL DEPT
 SUMMARY XREF:300-00-00 Infrastructure Financing Autho

DEPT. OF ADMIN. SVCS. -- PPDB PICS SYSTEM

PAGE 8
 PROD FILE

2013-15
 PICS SYSTEM: BUDGET PREPARATION

PACKAGE: 109 - Rural Capacity

POSITION NUMBER	CLASS	COMP	CLASS NAME	POS CNT	FTE	MOS	STEP	RATE	GF SAL/OPE	OF SAL/OPE	FF SAL/OPE	LF SAL/OPE	AF SAL/OPE
3013012	UA	C0862	AA PROGRAM ANALYST 3	1	1.00	24.00	02	4,211.00		101,064			101,064
										57,631			57,631
TOTAL PICS SALARY										101,064			101,064
TOTAL PICS OPE										57,631			57,631
TOTAL PICS PERSONAL SERVICES =				1	1.00	24.00							158,695

ORBITS Budget Narrative

Oregon Business Development Department Policy Option Package (POP) #475 and #476

POP Title: POP #475 – Transfer of Seismic Rehabilitation Grant Program; \$3.9 m General Fund & \$7.3 m Other Funds
POP #476 - Seismic Rehabilitation Debt; \$30 m Other Funds (bond proceeds)

Mission:

Business Oregon works to create, retain, expand and attract businesses that provide sustainable, family-wage jobs for Oregonians through public-private partnerships, leveraged funding and support of economic opportunities for Oregon companies and entrepreneurs.

The Infrastructure Finance Authority assists communities in building infrastructure capacity and community facilities to address public health safety and compliance issues as well as support their ability to attract, retain and expand businesses.

Purpose:

The purpose of this package is to transfer the Seismic Rehabilitation Grant Program (Seismic program) from the Office of Emergency Management, Oregon Military Department to the Infrastructure Finance Authority (IFA) of the Oregon Business Development Department (OBDD). The IFA is experienced in administering grants for local public purpose projects that are capital investments. Seismic Rehabilitation Grant program is consistent with the IFA purpose. The Seismic program is a progressive mitigation program to address seismic issues. Key Performance Measures will have to be developed for the program.

Background:

The following is narrative written on the program from the Office of Emergency Management within the Oregon Military Department:

“During the 2005 Legislative Session, Senate Bill 3 provided authority to the Director of the Office of Emergency Management (OEM) to develop and implement a grant program for seismic rehabilitation of certain critical public buildings. These buildings include hospital buildings with acute inpatient care facilities, fire stations, police stations, sheriffs’ offices, other facilities used by state, county, district municipal law enforcement agencies, and buildings with a capacity of 250 or more persons routinely used for student activities by K-12 public schools, community colleges, Education Service Districts (ESDs) and higher education institutions.

ORBITS Budget Narrative

Senate Bills 4 and 5 (2005) authorized the issuance of Article XI-N and Article XI-M bonds that provide the funding mechanism to implement the ballot measures for seismic rehabilitation of schools and emergency services buildings respectively. Although no bonds were authorized during the 2005 or 2007 Legislative sessions, the Legislative Assembly approved House Bill 5054 which authorized \$30 million of General Obligation bonds for seismic rehabilitation under Articles XI-M and XI-N of the Oregon Constitution during the 2009 Legislative session. The Legislative Assembly approved SB 5508 which authorized an additional \$7.5 million of General Obligation bonds for seismic rehabilitation under Article XI-M of the Oregon Constitution during the 2011 Legislative session.

The Seismic Grant Committee provided grant awards equaling \$15 million to 14 schools and 11 emergency services facilities during the first round of grant awards. The dollar amount of grant requests received during the first round was over \$36 million. A second round of grant funding was approved by the Seismic Grant Committee which awarded \$7.5 million to 3 schools and 7 emergency service facilities. A third round of funding of \$7.5 million has been approved, and conditional awards have been made to 8 schools.

The Seismic Rehabilitation Grant Program has experienced substantial improvements and the program continues to evolve. The Base Budget includes two FTE within the program.”

How achieved:

The IFA currently administers several loans and grant programs that finance the health, safety, or infrastructure needs of communities. The IFA has staff whose role is to meet with communities and develop projects consistent with community needs. The outreach efforts of the IFA compliment the Seismic program delivery. Funding for grants as included in the Governor’s Recommended Budget is \$30 million. Following legislative approval of the program transfer, the IFA staff will carry out the following general tasks:

1. Meet with the statutorily described program grant committee to review historic program performance and identify program improvements, if any.
2. Solicit program constituent comment on the program, including program improvements.
3. Write and adopt Administrative Rules for the program.
4. Distribute information to renew eligible applicants with the program parameters.
5. Solicit grant applications for review.
6. Work with the program grant committee to identify funding awards in advance of funding availability.
7. Execute funding contracts once funding is assured to be available as a result of the proposed bond sale.

ORBITS Budget Narrative

Amendment to statutes will be required for the program transfer. Key points for statutory change include:

1. The IFA is established as an administrative section within OBDD in ORS 285A.096. The program should be named to be administered by the IFA.
2. The authority to administer grant programs specifically provided to the Director of the Office of Emergency Management per ORS 401.092 does not need to be repeated for the Director of OBDD. ORS 285A.070 already provides the Director adequate authority for OBDD programs. Note: Present statute vests all such administrative powers at OBDD in one position - that being the Director. The Director can delegate his/her authority as he/she sees fit, ORS 285A.070 (8).
3. ORS 285A.093 (6) provides the IFA Board authority to “establish policies and procedures for loan and grant programs administered by the authority.” The Seismic program has its own “grant committee” [ORS 401.910(2)] that “has responsibility to review and make determinations on grant applications” per ORS 401.910(4) and “review applications and make a determination of funding...” per ORS 401.910(3). There should not be two oversight bodies for this grant program as a result of placing the program in the IFA. ORS 285A.093(6) for the IFA Board authority needs to be amended to read “establish policies and procedures for loan and grant programs administered by the authority **except where specifically excluded in statute.**” The Seismic statutes ORS 401.910(4) should be amended to read that the seismic grant committee “has responsibility to review and make determinations on grant applications **to the exclusion of the IFA Board created in ORS 285A.091.**”

Moving the Seismic program has been discussed with the Office of Emergency Management, Military Department.

Staffing Impact:

POP #475 - 1 position / 1.00 FTE – Program Analyst 3

POP #476 – 2 positions / 1.00 FTE – Program Analyst 2 (0.50 FTE) and Administrative Specialist 1 (0.50 FTE)

Quantifying Results:

Program performance will be measured by the percentage of available funds that are committed to projects, funds leveraged in addition to program funds, and expediency of project completion following funding award

Revenue Source:

General Fund for Operations

General Fund for Debt Service

Other Funds from bond proceeds for Program

ORBITS Budget Narrative

Additional Information:

This package is directly tied to the Economy and Jobs 10-Year Plan.

ESSENTIAL AND POLICY PACKAGE FISCAL IMPACT SUMMARY

Oregon Business Development Department
 Pkg: 475 - Transfer of Seismic Rehabilitation Grant Program

Cross Reference Name: Infrastructure Financing Authority
 Cross Reference Number: 12300-300-00-00-00000

<i>Description</i>	General Fund	Lottery Funds	Other Funds	Federal Funds	Nonlimited Other Funds	Nonlimited Federal Funds	All Funds
Revenues							
General Fund Appropriation	3,916,141	-	-	-	-	-	3,916,141
Tsfr From Military Dept, Or	-	-	7,300,000	-	-	-	7,300,000
Total Revenues	\$3,916,141	-	\$7,300,000	-	-	-	\$11,216,141
Personal Services							
Class/Unclass Sal. and Per Diem	101,064	-	-	-	-	-	101,064
Empl. Rel. Bd. Assessments	40	-	-	-	-	-	40
Public Employees' Retire Cont	19,273	-	-	-	-	-	19,273
Social Security Taxes	7,731	-	-	-	-	-	7,731
Worker's Comp. Assess. (WCD)	59	-	-	-	-	-	59
Mass Transit Tax	606	-	-	-	-	-	606
Flexible Benefits	30,528	-	-	-	-	-	30,528
Reconciliation Adjustment	6,365	-	-	-	-	-	6,365
Total Personal Services	\$165,666	-	-	-	-	-	\$165,666
Services & Supplies							
Instate Travel	4,935	-	-	-	-	-	4,935
Out of State Travel	845	-	-	-	-	-	845
Employee Training	2,468	-	-	-	-	-	2,468
Office Expenses	3,702	-	-	-	-	-	3,702
Telecommunications	346	-	-	-	-	-	346
Publicity and Publications	1,234	-	-	-	-	-	1,234
Professional Services	9,290	-	-	-	-	-	9,290
Other Services and Supplies	12,255	-	6,161	-	-	-	18,416

ESSENTIAL AND POLICY PACKAGE FISCAL IMPACT SUMMARY

Oregon Business Development Department
 Pkg: 475 - Transfer of Seismic Rehabilitation Grant Program

Cross Reference Name: Infrastructure Financing Authority
 Cross Reference Number: 12300-300-00-00-00000

<i>Description</i>	General Fund	Lottery Funds	Other Funds	Federal Funds	Nonlimited Other Funds	Nonlimited Federal Funds	All Funds
Services & Supplies							
Expendable Prop 250 - 5000	4,936	-	-	-	-	-	4,936
Total Services & Supplies	\$40,011	-	\$6,161	-	-	-	\$46,172
Special Payments							
Dist to Local School Districts	-	-	7,293,839	-	-	-	7,293,839
Total Special Payments	-	-	\$7,293,839	-	-	-	\$7,293,839
Debt Service							
Principal - Bonds	1,620,000	-	-	-	-	-	1,620,000
Interest - Bonds	2,090,464	-	-	-	-	-	2,090,464
Total Debt Service	\$3,710,464	-	-	-	-	-	\$3,710,464
Total Expenditures							
Total Expenditures	3,916,141	-	7,300,000	-	-	-	11,216,141
Total Expenditures	\$3,916,141	-	\$7,300,000	-	-	-	\$11,216,141
Ending Balance							
Ending Balance	-	-	-	-	-	-	-
Total Ending Balance	-	-	-	-	-	-	-

ESSENTIAL AND POLICY PACKAGE FISCAL IMPACT SUMMARY

Oregon Business Development Department
 Pkg: 475 - Transfer of Seismic Rehabilitation Grant Program

Cross Reference Name: Infrastructure Financing Authority
 Cross Reference Number: 12300-300-00-00-00000

<i>Description</i>	General Fund	Lottery Funds	Other Funds	Federal Funds	Nonlimited Other Funds	Nonlimited Federal Funds	All Funds
Total Positions							
Total Positions							1
Total Positions	-	-	-	-	-	-	1
Total FTE							
Total FTE							1.00
Total FTE	-	-	-	-	-	-	1.00

01/16/13 REPORT NO.: PDPFISCAL
 REPORT: PACKAGE FISCAL IMPACT REPORT
 AGENCY:12300 OREGON BUSINESS DEVEL DEPT
 SUMMARY XREF:300-00-00 Infrastructure Financing Autho

DEPT. OF ADMIN. SVCS. -- PPDB PICS SYSTEM
 PACKAGE: 475 - Transfer of Seismic Rehabilita

PAGE 9
 2013-15
 PROD FILE
 PICS SYSTEM: BUDGET PREPARATION

POSITION NUMBER CLASS COMP CLASS NAME	POS CNT	FTE	MOS	STEP	RATE	GF SAL/OPE	OF SAL/OPE	FF SAL/OPE	LF SAL/OPE	AF SAL/OPE
3013017 UA C0862 AA PROGRAM ANALYST 3	1	1.00	24.00	02	4,211.00	101,064 57,631				101,064 57,631
TOTAL PICS SALARY						101,064				101,064
TOTAL PICS OPE						57,631				57,631
TOTAL PICS PERSONAL SERVICES =	1	1.00	24.00			158,695				158,695

ESSENTIAL AND POLICY PACKAGE FISCAL IMPACT SUMMARY

Oregon Business Development Department
 Pkg: 476 - Seismic Rehabilitation Debt

Cross Reference Name: Infrastructure Financing Authority
 Cross Reference Number: 12300-300-00-00-00000

<i>Description</i>	General Fund	Lottery Funds	Other Funds	Federal Funds	Nonlimited Other Funds	Nonlimited Federal Funds	All Funds
Revenues							
General Fund Obligation Bonds	-	-	30,000,000	-	-	-	30,000,000
Total Revenues	-	-	\$30,000,000	-	-	-	\$30,000,000
Personal Services							
Class/Unclass Sal. and Per Diem	75,468	-	-	-	-	-	75,468
Empl. Rel. Bd. Assessments	80	-	-	-	-	-	80
Public Employees' Retire Cont	14,392	-	-	-	-	-	14,392
Social Security Taxes	5,773	-	-	-	-	-	5,773
Worker's Comp. Assess. (WCD)	118	-	-	-	-	-	118
Mass Transit Tax	453	-	-	-	-	-	453
Flexible Benefits	61,056	-	-	-	-	-	61,056
Reconciliation Adjustment	(157,340)	-	-	-	-	-	(157,340)
Total Personal Services	-	-	-	-	-	-	-
Services & Supplies							
Other Services and Supplies	-	-	535,800	-	-	-	535,800
Total Services & Supplies	-	-	\$535,800	-	-	-	\$535,800
Special Payments							
Dist to Other Gov Unit	-	-	14,732,100	-	-	-	14,732,100
Dist to Local School Districts	-	-	14,732,100	-	-	-	14,732,100
Total Special Payments	-	-	\$29,464,200	-	-	-	\$29,464,200

ESSENTIAL AND POLICY PACKAGE FISCAL IMPACT SUMMARY

Oregon Business Development Department
 Pkg: 476 - Seismic Rehabilitation Debt

Cross Reference Name: Infrastructure Financing Authority
 Cross Reference Number: 12300-300-00-00-00000

<i>Description</i>	General Fund	Lottery Funds	Other Funds	Federal Funds	Nonlimited Other Funds	Nonlimited Federal Funds	All Funds
Total Expenditures							
Total Expenditures	-	-	30,000,000	-	-	-	30,000,000
Total Expenditures	-	-	\$30,000,000	-	-	-	\$30,000,000
Ending Balance							
Ending Balance	-	-	-	-	-	-	-
Total Ending Balance	-	-	-	-	-	-	-
Total Positions							
Total Positions							2
Total Positions	-	-	-	-	-	-	2
Total FTE							
Total FTE							1.00
Total FTE	-	-	-	-	-	-	1.00

01/16/13 REPORT NO.: PDPFISCAL
 REPORT: PACKAGE FISCAL IMPACT REPORT
 AGENCY:12300 OREGON BUSINESS DEVEL DEPT
 SUMMARY XREF:300-00-00 Infrastructure Financing Autho

DEPT. OF ADMIN. SVCS. -- PPDB PICS SYSTEM
 PACKAGE: 476 - Seismic Rehabilitation Debt

PAGE 10
 2013-15
 PROD FILE
 PICS SYSTEM: BUDGET PREPARATION

POSITION NUMBER	CLASS COMP	CLASS NAME	POS CNT	FTE	MOS	STEP	RATE	GF SAL/OPE	OF SAL/OPE	FF SAL/OPE	LF SAL/OPE	AF SAL/OPE
3013018	UA	C0861 AA PROGRAM ANALYST 2	1	.50	12.00	02	3,837.00	46,044 42,930				46,044 42,930
3013019	UA	C0107 AA ADMINISTRATIVE SPECIALIST 1	1	.50	12.00	02	2,452.00	29,424 38,489				29,424 38,489
TOTAL PICS SALARY								75,468				75,468
TOTAL PICS OPE								81,419				81,419
TOTAL PICS PERSONAL SERVICES =			2	1.00	24.00			156,887				156,887

DETAIL OF LOTTERY FUNDS, OTHER FUNDS, AND FEDERAL FUNDS REVENUE

Oregon Business Development Department
2013-15 Biennium

Agency Number: 12300
Cross Reference Number: 12300-300-00-00-00000

<i>Source</i>	2009-11 Actuals	2011-13 Leg Adopted Budget	2011-13 Leg Approved Budget	2013-15 Agency Request Budget	2013-15 Governor's Budget	2013-15 Leg Adopted Budget
Lottery Funds						
Interest Income	799	-	-	-	-	-
Transfer Out - Intrafund	(1,471,083)	-	-	-	-	-
Total Lottery Funds	(\$1,470,284)	-	-	-	-	-
Other Funds						
General Fund Obligation Bonds	-	-	-	-	30,000,000	-
Lottery Bonds	-	106,207	106,207	1,133,000	1,133,000	-
Cert of Participation	-	-	-	-	10,235,000	-
Interest Income	7,052	-	-	-	-	-
Other Revenues	4,210	216	216	183,967	183,967	-
Transfer In - Intrafund	6,462,500	5,404,619	5,404,619	7,249,509	7,249,509	-
Tsfr From Military Dept, Or	-	-	-	-	7,300,000	-
Tsfr From Oregon Health Authority	1,104,239	694,546	694,546	742,565	742,565	-
Tsfr From Parks and Rec Dept	500,000	-	-	-	-	-
Transfer Out - Intrafund	-	-	-	(622,291)	(622,291)	-
Total Other Funds	\$8,078,001	\$6,205,588	\$6,205,588	\$8,686,750	\$56,221,750	-
Federal Funds						
Federal Funds	27,228,286	31,976,989	31,976,989	29,195,555	29,166,604	-
Tsfr To Housing and Com Svcs	(6,653,090)	(3,745,782)	(3,745,782)	(200,000)	(200,000)	-
Total Federal Funds	\$20,575,196	\$28,231,207	\$28,231,207	\$28,995,555	\$28,966,604	-
Nonlimited Other Funds						
Charges for Services	500	400,000	400,000	400,000	400,000	-
Lottery Bonds	-	10,000,000	10,000,000	100,000,000	91,685,000	-
Revenue Bonds	40,026,294	33,031,774	33,031,774	33,031,774	33,031,774	-
Interest Income	37,144,128	37,248,252	37,248,252	37,453,694	37,453,694	-

____ Agency Request
2013-15 Biennium

Governor's Budget
Page 463

____ Legislatively Adopted
Detail of LF, OF, and FF Revenues - BPR012

DETAIL OF LOTTERY FUNDS, OTHER FUNDS, AND FEDERAL FUNDS REVENUE

Oregon Business Development Department
2013-15 Biennium

Agency Number: 12300
Cross Reference Number: 12300-300-00-00-00000

<i>Source</i>	2009-11 Actuals	2011-13 Leg Adopted Budget	2011-13 Leg Approved Budget	2013-15 Agency Request Budget	2013-15 Governor's Budget	2013-15 Leg Adopted Budget
Nonlimited Other Funds						
Loan Repayments	98,541,249	47,928,681	47,928,681	47,721,521	47,721,521	-
Other Revenues	530	481	481	-	-	-
Transfer In - Intrafund	94,750,765	46,171,779	60,459,420	39,903,356	39,903,356	-
Tsfr From Oregon Health Authority	59,096,996	39,305,454	39,305,454	12,757,435	12,757,435	-
Transfer Out - Intrafund	(111,652,577)	(52,629,607)	(66,917,248)	(48,676,102)	(48,676,102)	-
Tsfr To Transportation, Dept	(5,081,278)	-	-	-	-	-
Total Nonlimited Other Funds	\$212,826,607	\$161,456,814	\$161,456,814	\$222,591,678	\$214,276,678	-

Oregon Business Development Department

Agency Number: 12300

**Program Unit Appropriated Fund Group and Category Summary
2013-15 Biennium
Infrastructure Financing Authority**

**Version: Y - 01 - Governor's Budget
Cross Reference Number: 12300-300-00-00-00000**

Description	2009-11 Actuals	2011-13 Leg Adopted Budget	2011-13 Leg Approved Budget	2013-15 Agency Request Budget	2013-15 Governor's Budget	2013-15 Leg Adopted Budget
-------------	-----------------	----------------------------	-----------------------------	-------------------------------	---------------------------	----------------------------

LIMITED BUDGET (Excluding Packages)

PERSONAL SERVICES

Other Funds	5,136,651	5,153,947	5,153,947	5,421,075	5,398,418	-
Federal Funds	568,140	999,924	999,924	1,073,860	1,069,375	-
All Funds	5,704,791	6,153,871	6,153,871	6,494,935	6,467,793	-

SERVICES & SUPPLIES

Other Funds	1,418,758	1,463,717	1,463,717	1,463,717	1,463,717	-
Federal Funds	45,076	578,912	578,912	578,912	578,912	-
All Funds	1,463,834	2,042,629	2,042,629	2,042,629	2,042,629	-

SPECIAL PAYMENTS

Other Funds	340,801	699,513	699,513	699,513	699,513	-
Federal Funds	19,779,375	26,735,011	26,735,011	26,735,011	26,735,011	-
All Funds	20,120,176	27,434,524	27,434,524	27,434,524	27,434,524	-

TOTAL LIMITED BUDGET (Excluding Packages)

Other Funds	6,896,210	7,317,177	7,317,177	7,584,305	7,561,648	-
Federal Funds	20,392,591	28,313,847	28,313,847	28,387,783	28,383,298	-
All Funds	27,288,801	35,631,024	35,631,024	35,972,088	35,944,946	-

AUTHORIZED POSITIONS

AUTHORIZED FTE

LIMITED BUDGET (Essential Packages)

010 NON-PICS PSNL SVC / VACANCY FACTOR

Program Unit Appropriated Fund Group and Category Summary
 2013-15 Biennium
 Infrastructure Financing Authority

Version: Y - 01 - Governor's Budget
 Cross Reference Number: 12300-300-00-00-00000

Description	2009-11 Actuals	2011-13 Leg Adopted Budget	2011-13 Leg Approved Budget	2013-15 Agency Request Budget	2013-15 Governor's Budget	2013-15 Leg Adopted Budget
PERSONAL SERVICES						
Other Funds	-	-	-	66,804	66,804	-
Federal Funds	-	-	-	698	698	-
All Funds	-	-	-	67,502	67,502	-
022 PHASE-OUT PGM & ONE-TIME COSTS						
SERVICES & SUPPLIES						
Other Funds	-	-	-	(106,207)	(106,207)	-
Federal Funds	-	-	-	(50,000)	(50,000)	-
All Funds	-	-	-	(156,207)	(156,207)	-
031 STANDARD INFLATION						
SERVICES & SUPPLIES						
Other Funds	-	-	-	82,577	137,931	-
Federal Funds	-	-	-	15,434	15,434	-
All Funds	-	-	-	98,011	153,365	-
SPECIAL PAYMENTS						
Other Funds	-	-	-	16,788	16,788	-
Federal Funds	-	-	-	641,640	641,640	-
All Funds	-	-	-	658,428	658,428	-
TOTAL LIMITED BUDGET (Essential Packages)						
Other Funds	-	-	-	59,962	115,316	-
Federal Funds	-	-	-	607,772	607,772	-

Oregon Business Development Department

Agency Number: 12300

**Program Unit Appropriated Fund Group and Category Summary
2013-15 Biennium
Infrastructure Financing Authority**

**Version: Y - 01 - Governor's Budget
Cross Reference Number: 12300-300-00-00-00000**

Description	2009-11 Actuals	2011-13 Leg Adopted Budget	2011-13 Leg Approved Budget	2013-15 Agency Request Budget	2013-15 Governor's Budget	2013-15 Leg Adopted Budget
All Funds	-	-	-	667,734	723,088	-
LIMITED BUDGET (Current Service Level)						
Other Funds	6,896,210	7,317,177	7,317,177	7,644,267	7,676,964	-
Federal Funds	20,392,591	28,313,847	28,313,847	28,995,555	28,991,070	-
All Funds	27,288,801	35,631,024	35,631,024	36,639,822	36,668,034	-
AUTHORIZED POSITIONS	33	33	33	33	33	-
AUTHORIZED FTE	32.30	33.00	33.00	33.00	33.00	-
LIMITED BUDGET (Policy Packages)						
PRIORITY 0						
090 ANALYST ADJUSTMENTS						
SERVICES & SUPPLIES						
Other Funds	-	-	-	-	235,000	-
SPECIAL PAYMENTS						
Other Funds	-	-	-	-	10,000,000	-
092 PERS TAXATION POLICY						
PERSONAL SERVICES						
Other Funds	-	-	-	-	(14,136)	-
Federal Funds	-	-	-	-	(2,718)	-
All Funds	-	-	-	-	(16,854)	-
093 OTHER PERS ADJUSTMENTS						
PERSONAL SERVICES						

Oregon Business Development Department

Agency Number: 12300

**Program Unit Appropriated Fund Group and Category Summary
2013-15 Biennium
Infrastructure Financing Authority**

**Version: Y - 01 - Governor's Budget
Cross Reference Number: 12300-300-00-00-00000**

Description	2009-11 Actuals	2011-13 Leg Adopted Budget	2011-13 Leg Approved Budget	2013-15 Agency Request Budget	2013-15 Governor's Budget	2013-15 Leg Adopted Budget
Other Funds	-	-	-	-	(113,087)	-
Federal Funds	-	-	-	-	(21,748)	-
All Funds	-	-	-	-	(134,835)	-
102 SPWF RE-CAPITALIZATION						
SERVICES & SUPPLIES						
Other Funds	-	-	-	1,133,000	1,133,000	-
109 RURAL CAPACITY						
PERSONAL SERVICES						
Other Funds	-	-	-	159,967	159,300	-
SERVICES & SUPPLIES						
Other Funds	-	-	-	24,000	24,000	-
AUTHORIZED POSITIONS	-	-	-	1	1	-
AUTHORIZED FTE	-	-	-	1.00	1.00	-
475 TRANSFER OF SEISMIC REHABILITATION GRAN						
PERSONAL SERVICES						
General Fund	-	-	-	-	165,666	-
SERVICES & SUPPLIES						
General Fund	-	-	-	-	40,011	-
Other Funds	-	-	-	-	6,161	-
All Funds	-	-	-	-	46,172	-
SPECIAL PAYMENTS						

Oregon Business Development Department

Agency Number: 12300

Program Unit Appropriated Fund Group and Category Summary
 2013-15 Biennium
 Infrastructure Financing Authority

Version: Y - 01 - Governor's Budget
 Cross Reference Number: 12300-300-00-00-00000

Description	2009-11 Actuals	2011-13 Leg Adopted Budget	2011-13 Leg Approved Budget	2013-15 Agency Request Budget	2013-15 Governor's Budget	2013-15 Leg Adopted Budget
Other Funds	-	-	-	-	7,293,839	-
AUTHORIZED POSITIONS	-	-	-	-	1	-
AUTHORIZED FTE	-	-	-	-	1.00	-
476 SEISMIC REHABILITATION DEBT						
SERVICES & SUPPLIES						
Other Funds	-	-	-	-	535,800	-
SPECIAL PAYMENTS						
Other Funds	-	-	-	-	29,464,200	-
AUTHORIZED POSITIONS	-	-	-	-	2	-
AUTHORIZED FTE	-	-	-	-	1.00	-
TOTAL LIMITED BUDGET (Policy Packages)						
General Fund	-	-	-	-	205,677	-
Other Funds	-	-	-	1,316,967	48,724,077	-
Federal Funds	-	-	-	-	(24,466)	-
All Funds	-	-	-	1,316,967	48,905,288	-
AUTHORIZED POSITIONS	-	-	-	1	4	-
AUTHORIZED FTE	-	-	-	1.00	3.00	-
TOTAL LIMITED BUDGET (Including Packages)						
General Fund	-	-	-	-	205,677	-
Other Funds	6,896,210	7,317,177	7,317,177	8,961,234	56,401,041	-
Federal Funds	20,392,591	28,313,847	28,313,847	28,995,555	28,966,604	-

Oregon Business Development Department

Agency Number: 12300

**Program Unit Appropriated Fund Group and Category Summary
2013-15 Biennium
Infrastructure Financing Authority**

**Version: Y - 01 - Governor's Budget
Cross Reference Number: 12300-300-00-00-00000**

Description	2009-11 Actuals	2011-13 Leg Adopted Budget	2011-13 Leg Approved Budget	2013-15 Agency Request Budget	2013-15 Governor's Budget	2013-15 Leg Adopted Budget
All Funds	27,288,801	35,631,024	35,631,024	37,956,789	85,573,322	-
AUTHORIZED POSITIONS	33	33	33	34	37	-
AUTHORIZED FTE	32.30	33.00	33.00	34.00	36.00	-
NONLIMITED BUDGET (Excluding Packages)						
PERSONAL SERVICES						
Other Funds	1	-	-	-	-	-
SERVICES & SUPPLIES						
Other Funds	370,009	1,324,980	1,324,980	440,083	440,083	-
SPECIAL PAYMENTS						
Other Funds	124,140,143	175,128,172	175,128,172	157,416,335	157,416,335	-
TOTAL NONLIMITED BUDGET (Excluding Packages)						
Other Funds	124,510,153	176,453,152	176,453,152	157,856,418	157,856,418	-
NONLIMITED BUDGET (Essential Packages)						
031 STANDARD INFLATION						
SERVICES & SUPPLIES						
Other Funds	-	-	-	(25,521)	(25,521)	-
TOTAL NONLIMITED BUDGET (Essential Packages)						
Other Funds	-	-	-	(25,521)	(25,521)	-
NONLIMITED BUDGET (Current Service Level)						
Other Funds	124,510,153	176,453,152	176,453,152	157,830,897	157,830,897	-
NONLIMITED BUDGET (Policy Packages)						

Oregon Business Development Department

Agency Number: 12300

Program Unit Appropriated Fund Group and Category Summary

Version: Y - 01 - Governor's Budget

2013-15 Biennium

Cross Reference Number: 12300-300-00-00-00000

Infrastructure Financing Authority

Description	2009-11 Actuals	2011-13 Leg Adopted Budget	2011-13 Leg Approved Budget	2013-15 Agency Request Budget	2013-15 Governor's Budget	2013-15 Leg Adopted Budget
-------------	-----------------	----------------------------	-----------------------------	-------------------------------	---------------------------	----------------------------

PRIORITY 0

102 SPWF RE-CAPITALIZATION

SERVICES & SUPPLIES

Other Funds - - - - 255,124 -

SPECIAL PAYMENTS

Other Funds - - - 100,000,000 91,685,000 -

TOTAL NONLIMITED BUDGET (Policy Packages)

Other Funds - - - 100,000,000 91,940,124 -

TOTAL NONLIMITED BUDGET (Including Packages)

Other Funds 124,510,153 176,453,152 176,453,152 257,830,897 249,771,021 -

OPERATING BUDGET

General Fund - - - - 205,677 -

Other Funds 131,406,363 183,770,329 183,770,329 266,792,131 306,172,062 -

Federal Funds 20,392,591 28,313,847 28,313,847 28,995,555 28,966,604 -

All Funds 151,798,954 212,084,176 212,084,176 295,787,686 335,344,343 -

AUTHORIZED POSITIONS

33 33 33 34 37 -

AUTHORIZED FTE

32.30 33.00 33.00 34.00 36.00 -

DEBT SERVICE (Policy Packages)

PRIORITY 0

090 ANALYST ADJUSTMENTS

DEBT SERVICE

Oregon Business Development Department

Agency Number: 12300

Program Unit Appropriated Fund Group and Category Summary
 2013-15 Biennium
 Infrastructure Financing Authority

Version: Y - 01 - Governor's Budget
 Cross Reference Number: 12300-300-00-00-00000

Description	2009-11 Actuals	2011-13 Leg Adopted Budget	2011-13 Leg Approved Budget	2013-15 Agency Request Budget	2013-15 Governor's Budget	2013-15 Leg Adopted Budget
General Fund	-	-	-	-	826,663	-
475 TRANSFER OF SEISMIC REHABILITATION GRAN						
DEBT SERVICE						
General Fund	-	-	-	-	3,710,464	-
TOTAL DEBT SERVICE (Policy Packages)						
General Fund	-	-	-	-	4,537,127	-
TOTAL DEBT SERVICE (Including Packages)						
General Fund	-	-	-	-	4,537,127	-
DEBT SERVICE NONLIMITED (Excluding Packages)						
DEBT SERVICE						
Other Funds	53,273,934	40,742,579	66,813,241	37,203,356	37,203,356	-
TOTAL DEBT SERVICE NONLIMITED (Excluding Pac						
Other Funds	53,273,934	40,742,579	66,813,241	37,203,356	37,203,356	-
DEBT SERVICE NONLIMITED (Current Service Level)						
Other Funds	53,273,934	40,742,579	66,813,241	37,203,356	37,203,356	-
TOTAL DEBT SERVICE NONLIMITED (Including Pac						
Other Funds	53,273,934	40,742,579	66,813,241	37,203,356	37,203,356	-
TOTAL BUDGET						
General Fund	-	-	-	-	4,742,804	-
Other Funds	184,680,297	224,512,908	250,583,570	303,995,487	343,375,418	-
Federal Funds	20,392,591	28,313,847	28,313,847	28,995,555	28,966,604	-

Oregon Business Development Department

Agency Number: 12300

Program Unit Appropriated Fund Group and Category Summary

Version: Y - 01 - Governor's Budget

2013-15 Biennium

Cross Reference Number: 12300-300-00-00-00000

Infrastructure Financing Authority

Description	2009-11 Actuals	2011-13 Leg Adopted Budget	2011-13 Leg Approved Budget	2013-15 Agency Request Budget	2013-15 Governor's Budget	2013-15 Leg Adopted Budget
All Funds	205,072,888	252,826,755	278,897,417	332,991,042	377,084,826	-
AUTHORIZED POSITIONS	33	33	33	34	37	-
AUTHORIZED FTE	32.30	33.00	33.00	34.00	36.00	-

This Page Intentionally Left Blank

ORBITS Budget Narrative

Oregon Film and Video Office

Program Description

Purpose:

The Oregon Film and Video Office, (OFVO) is a semi-independent agency designed to recruit and facilitate film and television production throughout the state. The Office carries out this mission by being a first point of entry for both out-of-state and in-state film and TV production companies and by using key recruitment tools, tax credit incentive programs, such as the Oregon Production Investment Fund and the Greenlight Oregon Labor rebate. The Office works to create important public-private partnerships to foster a collaborative atmosphere in the local film and television industry. As emerging technologies impact traditional media, the OFVO has looked to link Oregon's blossoming high-tech and creative communities thus providing new business opportunities in the state.

Customers:

The OFVO customers have traditionally been film, television, and television commercial producers, but recently this customer base has expanded out into emerging industries like animation and digital media.

Activities, programs, and issues in the base budget:

The OFVO works as a new business recruiter, a marketing office, and facilitator for the state of Oregon specifically in the media and entertainment industry.

Marketing:

In addition to attending trade shows relevant to the film and TV industry, OFVO has also looked to partner with Oregon businesses and organizations to create events that best present the "Oregon Experience" to prospective clients. In the past few years, the OFVO has shifted the focus of our marketing voice from traditional media to digital and social media platforms. Through these efforts, OFVO has been able to expand its marketing reach and has demonstrated that Oregon's film and TV industry is relevant in the new media platforms.

ORBITS Budget Narrative

Recruitment:

In the current competitive environment of over 40 states vying for production work, Oregon has done remarkably well. The key tools for recruiting larger budget productions are the incentive programs (Oregon Production Investment Fund and Greenlight Oregon Labor Rebate). No state in the U.S. lands any amount of significant work without an incentive program. Despite the fact that Oregon offers one of the more modest programs in the country, the state's other advantages allow OFVO to compete, and often succeed, in recruitment.

Facilitation:

OFVO also looks to connect film and TV companies with local efforts in other industries. In keeping with Oregon's reputation for sustainable stewardship, OFVO takes seriously its responsibility to connect productions with the green resources available throughout the state. Some of our green efforts include partnering, providing a searchable database of green and sustainable vendors, providing productions with our Best Practices Guide, working closely with studio green mandates and staying active and educated in current sustainable developments.

In a typical year, the OFVO receives 100+ requests for assistance from companies producing either television commercials or magazine and catalog ads. OFVO acts as a facilitator/negotiator working to find what agencies like U.S. Forestry and Wildlife find acceptable film and television production practices. Other times this facilitator role involves two or more government agencies with overlapping control. Shooting on some bridges in Portland involves the production company as well as the City of Portland, Multnomah County, Oregon Department of Transportation, and Metro, with all parties being helped to find the common ground. Frequently OFVO finds itself acting as an advocate for the economic benefit of production. Productions have very little time to set up and produce their project and having OFVO available to accelerate the early stages of production is invaluable.

Important background for decision makers:

According to the Motion Picture Association of America the motion picture industry is a \$13.6 billion trade surplus industry for the United States. As a result, many states have made the decision to recruit this industry by creating very aggressive incentive programs. In addition to foreign competition, 40 U.S. states have created or enhanced their film incentive programs beyond the usual sales tax and room occupancy tax exemptions. States such as Louisiana, Georgia, Michigan, Massachusetts, and New Mexico have seen its film industry grow dramatically. Louisiana is now the third biggest film center in North America behind only Los Angeles and New York. Since 2002, Oregon has seen the total economic impact of its film incentive to be nearly \$3 billion.

ORBITS Budget Narrative

Expected results in the 2013-2015 biennium:

The expected results for the biennium are directly tied to the future of the two incentive programs (Oregon Production Investment Fund and Greenlight Labor). With the extension of these two programs until January 1, 2018, Oregon is well positioned to continue growth and development of the industry. Every year there is evidence of infrastructure development and a deepening of the local crew and talent base. Recently there has also been evidence of a dramatic increase of development in the emerging digital media industry which is becoming more and more important to the traditional film and video industry. Higher educational institutions such as the University of Oregon and Portland State University have seen higher than expected enrollment in their developing film studies programs which should provide added depth of talent for years to come.

Through its ongoing efforts in marketing, support, and expansion of Oregon's indigenous and imported production sectors, the Oregon Film and Video Office's activities link to the following Oregon Benchmarks:

- Net Job Growth (BM4)
- Professional Services (BM5)
- Economic Diversification (BM6)
- Per Capita Income (BM11)
- Annual Payroll (BM12)
- Living Wage (BM14)
- Unemployment Rate (BM15)

ORBITS Budget Narrative

2013-15 Governor's Balanced Budget

Office of Film and Video

Description	Lottery Fund	Total Fund	Pos	FTE
Base Budget	\$ 1,126,578	\$ 1,126,578	-	-
Current Service Level Packages				
Pkg. 010 - Non-PICS Psnl Svc / Vacancy Factor	\$ -	\$ -	-	-
Pkg. 021 - Phase-In	\$ -	\$ -	-	-
Pkg. 022 - Phase-out Pgm & One-time Costs	\$ -	\$ -	-	-
Pkg. 031 - Standard Inflation	\$ 27,038	\$ 27,038	-	-
Pkg. 032 - Above Standard Inflation	\$ -	\$ -	-	-
Pkg. 050 - Fundshifts	\$ -	\$ -	-	-
Pkg. 060 - Technical Adjustments	\$ -	\$ -	-	-
Total Current Service Level Packages	\$ 27,038	\$ 27,038	-	-
Total Current Service Level (CSL)	\$ 1,153,616	\$ 1,153,616	-	-
Policy Option Packages				
Analyst Packages				
Pkg. 081 - May 2012 E-Board	\$ -	\$ -	-	-
Pkg. 090 - Analyst Adjustments	\$ -	\$ -	-	-
Pkg. 091 - Statewide Administrative Savings	\$ -	\$ -	-	-
Pkg. 092 - PERS Taxation Policy	\$ -	\$ -	-	-
Pkg. 093 - Other PERS Adjustments	\$ -	\$ -	-	-
Policy Packages				
Pkg. 101 - Oregon Innovation Council	\$ -	\$ -	-	-
Pkg. 102 - SPWF Recapitalization	\$ -	\$ -	-	-
Pkg. 103 - Industry Competitiveness Fund	\$ -	\$ -	-	-
Pkg. 104 - Strategic Reserve Fund	\$ -	\$ -	-	-
Pkg. 105 - Industrial Land Readiness and Site Certification	\$ -	\$ -	-	-
Pkg. 106 - OMWESB	\$ -	\$ -	-	-
Pkg. 109 - Rural Capacity	\$ -	\$ -	-	-
Pkg. 475 - Transfer of Seismic Rehabilitation Grant Program	\$ -	\$ -	-	-
Pkg. 476 - Seismic Rehabilitation Debt	\$ -	\$ -	-	-
Total Policy Option Packages	\$ -	\$ -	-	-
Governor's Balanced Budget	\$ 1,153,616	\$ 1,153,616	-	-

ORBITS Budget Narrative

Film & Video

Essential Package

Essential packages present budget adjustments needed to bring the base budget to Current Service Level, the calculated cost of continuing legislatively-approved programs into the 2013-15 biennium.

031 Inflation & Price List Adjustments

This package includes a 2.4% increase for biennial general inflation.

ESSENTIAL AND POLICY PACKAGE FISCAL IMPACT SUMMARY

Oregon Business Development Department
 Pkg: 031 - Standard Inflation

Cross Reference Name: Film and Video
 Cross Reference Number: 12300-500-00-00-00000

<i>Description</i>	General Fund	Lottery Funds	Other Funds	Federal Funds	Nonlimited Other Funds	Nonlimited Federal Funds	All Funds
Special Payments							
Dist to Non-Gov Units	-	27,038	-	-	-	-	27,038
Total Special Payments	-	\$27,038	-	-	-	-	\$27,038
Total Expenditures							
Total Expenditures	-	27,038	-	-	-	-	27,038
Total Expenditures	-	\$27,038	-	-	-	-	\$27,038
Ending Balance							
Ending Balance	-	(27,038)	-	-	-	-	(27,038)
Total Ending Balance	-	(\$27,038)	-	-	-	-	(\$27,038)

DETAIL OF LOTTERY FUNDS, OTHER FUNDS, AND FEDERAL FUNDS REVENUE

Oregon Business Development Department
2013-15 Biennium

Agency Number: 12300
Cross Reference Number: 12300-500-00-00-00000

Source	2009-11 Actuals	2011-13 Leg Adopted Budget	2011-13 Leg Approved Budget	2013-15 Agency Request Budget	2013-15 Governor's Budget	2013-15 Leg Adopted Budget
Lottery Funds						
Tsfr From Administrative Svcs	1,251,703	1,207,893	1,126,578	1,153,616	1,153,616	-
Total Lottery Funds	\$1,251,703	\$1,207,893	\$1,126,578	\$1,153,616	\$1,153,616	-

Oregon Business Development Department

Agency Number: 12300

**Program Unit Appropriated Fund Group and Category Summary
2013-15 Biennium
Film and Video**

**Version: Y - 01 - Governor's Budget
Cross Reference Number: 12300-500-00-00-00000**

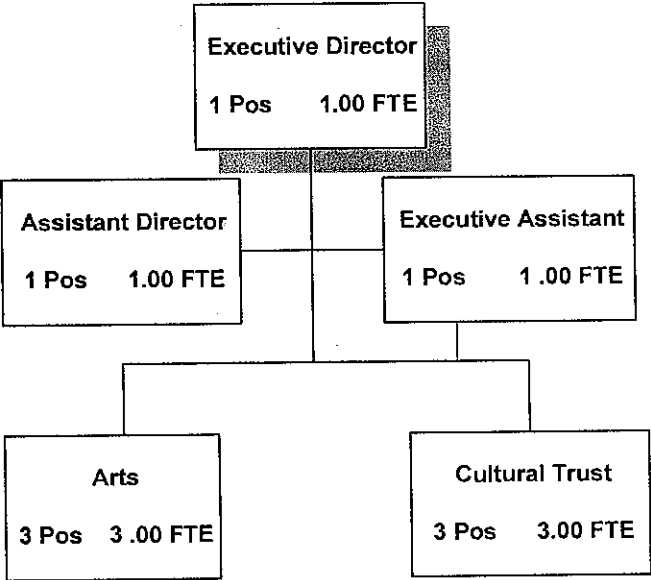
Description	2009-11 Actuals	2011-13 Leg Adopted Budget	2011-13 Leg Approved Budget	2013-15 Agency Request Budget	2013-15 Governor's Budget	2013-15 Leg Adopted Budget
LIMITED BUDGET (Excluding Packages)						
SPECIAL PAYMENTS						
Lottery Funds	1,251,703	1,207,893	1,126,578	1,126,578	1,126,578	-
TOTAL LIMITED BUDGET (Excluding Packages)						
Lottery Funds	1,251,703	1,207,893	1,126,578	1,126,578	1,126,578	-
LIMITED BUDGET (Essential Packages)						
031 STANDARD INFLATION						
SPECIAL PAYMENTS						
Lottery Funds	-	-	-	27,038	27,038	-
TOTAL LIMITED BUDGET (Essential Packages)						
Lottery Funds	-	-	-	27,038	27,038	-
LIMITED BUDGET (Current Service Level)						
Lottery Funds	1,251,703	1,207,893	1,126,578	1,153,616	1,153,616	-
TOTAL LIMITED BUDGET (Including Packages)						
Lottery Funds	1,251,703	1,207,893	1,126,578	1,153,616	1,153,616	-
OPERATING BUDGET						
Lottery Funds	1,251,703	1,207,893	1,126,578	1,153,616	1,153,616	-
TOTAL BUDGET						
Lottery Funds	1,251,703	1,207,893	1,126,578	1,153,616	1,153,616	-

Oregon Business Development Department

Arts Commission & Cultural Trust

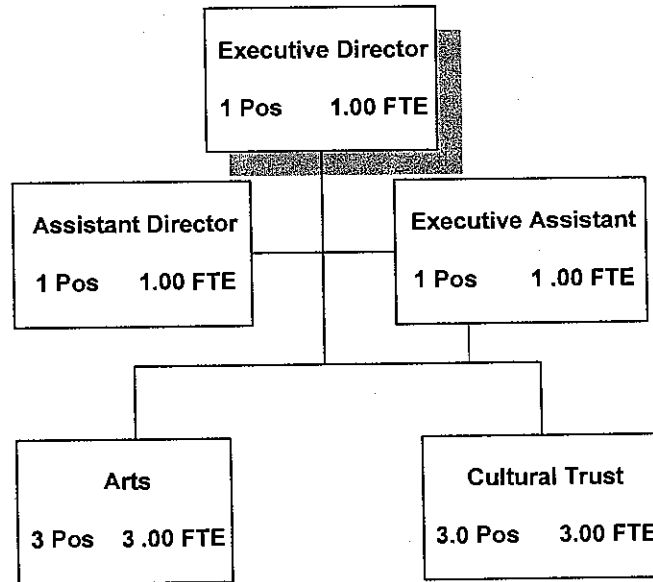
2011 - 13 Biennium

Total FTE 9.00



Oregon Business Development Department

Arts Commission & Cultural Trust
2013 - 15 Governor's Balance Budget
Total FTE = 9.00



ORBITS Budget Narrative

Arts

Program Description

The Oregon Arts Commission

Purpose, Customers, Source of Funding:

The Oregon Arts Commission provides leadership, funding and arts programs through grants, special initiatives and services to arts organization, artists and communities. Nine commissioners, appointed by the Governor, determine arts needs for the state and establish policies for public support of the arts.

The Arts Commission applies for and receives both designated and competitive federal grant funding from the National Endowment for the Arts. In addition, it collects management fees for the coordination of the state's public art program. ORS 276.073 to 276.090 provides that 1% of the construction costs of most state facilities be used for the acquisition of artwork for the building. Approximately 60.5% of the Arts Commission's funds are used for special payments or grants to Oregon nonprofit organizations, which undertake arts programs that are accessible to and of benefit to the public.

The Arts Commission, including the Oregon Cultural Trust, is Oregon's largest and broadest cultural policy and funding entity.

The Arts Commission became part of the Oregon Business Development Department in 1993 in recognition of the expanding role the arts play in the broader social, economic and educational arenas of Oregon communities. In 2003, the Oregon legislature moved the operations of the Oregon Cultural Trust to the Arts Commission, streamlining operations and making use of the Commission's expertise in grant-making, arts and cultural information and community cultural development.

ORBITS Budget Narrative

Activities, programs and issues in the program unit base budget:

The Oregon Arts Commission's work includes:

1. **Grants:** Competitive matching grant programs to arts organizations to increase their capacity to develop and provide quality arts programs that offer lifelong learning opportunities to Oregonians, provide access to arts programs for children and families, and bring visitors to the state;
2. **Arts Education:** Engaged in statewide and regional partnerships to increase arts education offerings for all students K-12 and beyond; documenting and disseminating arts learning research and best practices to support all types of arts education opportunities;
3. **Community Development:** Supports arts and community-based organizations through the Arts Build Communities program, offering matching grant support and technical assistance to strengthen access to the arts;
4. **Arts Organization Capacity Building:** Online webinar and face-to-face professional development, technical assistance, and training for arts organizations to increase their capacity to present arts programs across Oregon;
5. **Professional Development for Oregon Artists:** Lifelong learning opportunities for Oregon's 20,000 resident artists through services, tools and competitive grants for artists and designers.

ORBITS Budget Narrative

The Oregon Cultural Trust

The Cultural Trust is a statewide initiative that raises significant new public and private funds to invest in Oregon's arts, humanities and heritage. In addition to the creation of a long-term, protected endowment, Trust funds are distributed annually through competitive grants to cultural organizations, grants to cultural coalitions in Oregon counties and within federally recognized tribes, and grants to statewide cultural agencies. Oregonians who contribute to the Cultural Trust are eligible for an innovative tax credit.

The Cultural Trust is nationally recognized as a model and best practice for its engagement of citizens around cultural issues and its support of the arts, heritage, history, historic preservation and the humanities.

Over 21,000 Oregonians have donated over \$25 million to the Cultural Trust since its inception in 2002. Stakeholders for the Trust include its donors, the over 1,300 cultural nonprofit groups headquartered in Oregon, over 500 individuals who lead local cultural planning efforts on a county and tribal level, and local, county and tribal governments who benefit from expanded cultural capacity across the state.

Important background for decision makers:

To streamline costs while maximizing public benefit to Oregonians, the operations of the Oregon Arts Commission and Oregon Cultural Trust were merged following the 2003 legislative session. Each entity is governed by a separate board appointed by the Governor. The Executive Director of the Arts Commission serves as Executive Director of the Cultural Trust. The Oregon Arts Commission operates with 6.0 FTE: Executive Director, Assistant Director, Visual Arts Coordinator, Community Development Coordinator, Arts Education Coordinator and Executive Assistant.

Three additional positions are assigned to the Cultural Trust: a Trust Manager, Communications Manager and a support position.

Expected results from the 2013-2015 budget:

Both the Oregon Arts Commission and the Oregon Cultural Trust work to expand Oregonians' participation in art and culture and to sustain Oregon's cultural and arts assets. The Arts Commission further facilitates increased links between arts/culture and other sectors such as rural development, Oregon Main Street, creative industries, small business development and cultural tourism, and promotes more availability of cultural opportunity across the state.

ORBITS Budget Narrative

The Cultural Trust is the only integrated cultural funding mechanism in the nation and considered a model and best practice for its plans to support arts, heritage, history, historic preservation and the humanities.

Although the Oregon Progress Board formerly assessed “arts” performance in Oregon through Benchmark #37, measuring annual arts participation in Oregon, the Arts Commission now conducts an annual Creative Vitality Index study to measure both employment in the arts in Oregon and participation in the arts. That index indicates that Oregon exceeds the national average for creative vitality.

In addition, national research conducted by the National Endowment for the Arts shows a high level of arts participation across Oregon.

The Oregon Cultural Trust, designed to increase cultural participation in Oregon, does not have a formal Oregon benchmark. To assess how well the Trust is broadening cultural participation across the state, the following are measured annually:

- Total dollars contributed to the Cultural Trust, as well as the percentage increase from year to year;
- Growth of the permanent Cultural Trust endowment; and
- The results of the Trust’s grant making: cultural programs initiated; the number of Oregonians and visitors experiencing Oregon culture; and other funds leveraged.

The Arts Commission and Cultural Trust, through direct programming and programs undertaken by their many partners and grantees:

- Support statewide, regional and local partnerships to facilitate information and research on arts education in Oregon to leverage in-school and in-community arts learning resources for youth.
- Support more than 150 nonprofit arts organizations offering public programs, enabling over 5.7 million individuals to experience and participate in the arts in Oregon each year and benefit from lifelong learning opportunities.
- Reach 400,000 youth each year through funding of arts programs offered by Oregon nonprofit groups each year.
- Provide training and technical assistance to more than 300 arts organizations to better offer the arts to all Oregonians, including individuals experiencing disabilities.
- Provide training and technical assistance to more than 250 individual artists and creative workers to advance their arts and business skills, allowing greater opportunity for commercial and artistic success.
- Facilitate the selection of permanent artwork through Oregon’s 1% for Art program, bringing contemporary artwork to enliven public spaces and engage community dialogue, including that on public university campuses.
- Improve opportunities for Oregonians to engage in arts and cultural activities by increasing the capacity of the Oregon Cultural Trust.

ORBITS Budget Narrative

2013-15 Governor's Balanced Budget

Arts Commission

Description	Other Fund			Total Fund	Pos	FTE
	General Fund	Ltd	Federal Fund			
Base Budget	\$ 3,916,550	\$ 758,978	\$ 1,793,093	\$ 6,468,621	6	6.00
Current Service Level Packages						
Pkg. 010 - Non-PICS Psnl Svc / Vacancy Factor	\$ 10,298	\$ 271	\$ -	\$ 10,569	-	-
Pkg. 021 - Phase-In	\$ -	\$ -	\$ -	\$ -	-	-
Pkg. 022 - Phase-out Pgm & One-time Costs	\$ -	\$ -	\$ -	\$ -	-	-
Pkg. 031 - Standard Inflation	\$ 74,113	\$ 14,601	\$ 43,093	\$ 131,807	-	-
Pkg. 032 - Above Standard Inflation	\$ -	\$ -	\$ -	\$ -	-	-
Pkg. 050 - Fundshifts	\$ -	\$ -	\$ -	\$ -	-	-
Pkg. 060 - Technical Adjustments	\$ -	\$ -	\$ -	\$ -	-	-
Total Current Service Level Packages	\$ 84,411	\$ 14,872	\$ 43,093	\$ 142,376	-	-
Total Current Service Level (CSL)	\$ 4,000,961	\$ 773,850	\$ 1,836,186	\$ 6,610,997	6	6.00
Policy Option Packages						
Analyst Packages						
Pkg. 081 - May 2012 E-Board	\$ 9,006	\$ -	\$ -	\$ 9,006	-	-
Pkg. 090 - Analyst Adjustments	\$ 500,000	\$ -	\$ -	\$ 500,000	-	-
Pkg. 091 - Statewide Administrative Savings	\$ -	\$ -	\$ -	\$ -	-	-
Pkg. 092 - PERS Taxation Policy	\$ (2,893)	\$ (397)	\$ -	\$ (3,290)	-	-
Pkg. 093 - Other PERS Adjustments	\$ (23,144)	\$ (3,169)	\$ -	\$ (26,313)	-	-
Policy Packages						
Pkg. 101 - Oregon Innovation Council	\$ -	\$ -	\$ -	\$ -	-	-
Pkg. 102 - SPWF Recapitalization	\$ -	\$ -	\$ -	\$ -	-	-
Pkg. 103 - Industry Competitiveness Fund	\$ -	\$ -	\$ -	\$ -	-	-
Pkg. 104 - Strategic Reserve Fund	\$ -	\$ -	\$ -	\$ -	-	-
Pkg. 105 - Industrial Land Readiness and Site Certification	\$ -	\$ -	\$ -	\$ -	-	-
Pkg. 106 - OMWESB	\$ -	\$ -	\$ -	\$ -	-	-
Pkg. 109 - Rural Capacity	\$ -	\$ -	\$ -	\$ -	-	-
Pkg. 475 - Transfer of Seismic Rehabilitation Grant Program	\$ -	\$ -	\$ -	\$ -	-	-
Pkg. 476 - Seismic Rehabilitation Debt	\$ -	\$ -	\$ -	\$ -	-	-
Total Policy Option Packages	\$ 482,969	\$ (3,566)	\$ -	\$ 479,403	-	-
Governor's Balanced Budget	\$ 4,483,930	\$ 770,284	\$ 1,836,186	\$ 7,090,400	6	6.00

ORBITS Budget Narrative

2013-15 Governor's Balanced Budget

Oregon Cultural Trust

Description	Other Fund			Total Fund	Pos	FTE
	General Fund	Ltd	Federal Fund			
Base Budget	\$ -	\$ 5,795,880	\$ -	\$ 5,795,880	3	3.00
Current Service Level Packages						
Pkg. 010 - Non-PICS Psnl Svc / Vacancy Factor	\$ -	\$ (24,854)	\$ -	\$ (24,854)	-	-
Pkg. 021 - Phase-In	\$ -	\$ -	\$ -	\$ -	-	-
Pkg. 022 - Phase-out Pgm & One-time Costs	\$ -	\$ -	\$ -	\$ -	-	-
Pkg. 031 - Standard Inflation	\$ -	\$ 123,316	\$ -	\$ 123,316	-	-
Pkg. 032 - Above Standard Inflation	\$ -	\$ -	\$ -	\$ -	-	-
Pkg. 050 - Fundshifts	\$ -	\$ -	\$ -	\$ -	-	-
Pkg. 060 - Technical Adjustments	\$ -	\$ -	\$ -	\$ -	-	-
Total Current Service Level Packages	\$ -	\$ 98,462	\$ -	\$ 98,462	-	-
Total Current Service Level (CSL)	\$ -	\$ 5,894,342	\$ -	\$ 5,894,342	3	3.00
Policy Option Packages						
Analyst Packages						
Pkg. 081 - May 2012 E-Board	\$ -	\$ -	\$ -	\$ -	-	-
Pkg. 090 - Analyst Adjustments	\$ -	\$ -	\$ -	\$ -	-	-
Pkg. 091 - Statewide Administrative Savings	\$ -	\$ -	\$ -	\$ -	-	-
Pkg. 092 - PERS Taxation Policy	\$ -	\$ (1,357)	\$ -	\$ (1,357)	-	-
Pkg. 093 - Other PERS Adjustments	\$ -	\$ (10,860)	\$ -	\$ (10,860)	-	-
Policy Packages						
Pkg. 101 - Oregon Innovation Council	\$ -	\$ -	\$ -	\$ -	-	-
Pkg. 102 - SPWF Recapitalization	\$ -	\$ -	\$ -	\$ -	-	-
Pkg. 103 - Industry Competitiveness Fund	\$ -	\$ -	\$ -	\$ -	-	-
Pkg. 104 - Strategic Reserve Fund	\$ -	\$ -	\$ -	\$ -	-	-
Pkg. 105 - Industrial Land Readiness and Site Certification	\$ -	\$ -	\$ -	\$ -	-	-
Pkg. 106 - OMWESB	\$ -	\$ -	\$ -	\$ -	-	-
Pkg. 109 - Rural Capacity	\$ -	\$ -	\$ -	\$ -	-	-
Pkg. 475 - Transfer of Seismic Rehabilitation Grant Program	\$ -	\$ -	\$ -	\$ -	-	-
Pkg. 476 - Seismic Rehabilitation Debt	\$ -	\$ -	\$ -	\$ -	-	-
Total Policy Option Packages	\$ -	\$ (12,217)	\$ -	\$ (12,217)	-	-
Governor's Balanced Budget	\$ -	\$ 5,882,125	\$ -	\$ 5,882,125	3	3.00

ORBITS Budget Narrative

2013-15 Governor's Balanced Budget

Arts Division

Description	Other Fund			Total Fund	Pos	FTE
	General Fund	Ltd	Federal Fund			
Base Budget	\$ 3,916,550	\$ 6,554,858	\$ 1,793,093	\$ 12,264,501	9	9.00
Current Service Level Packages						
Pkg. 010 - Non-PICS Psnl Svc / Vacancy Factor	\$ 10,298	\$ (24,583)	\$ -	\$ (14,285)	-	-
Pkg. 021 - Phase-In	\$ -	\$ -	\$ -	\$ -	-	-
Pkg. 022 - Phase-out Pgm & One-time Costs	\$ -	\$ -	\$ -	\$ -	-	-
Pkg. 031 - Standard Inflation	\$ 74,113	\$ 137,917	\$ 43,093	\$ 255,123	-	-
Pkg. 032 - Above Standard Inflation	\$ -	\$ -	\$ -	\$ -	-	-
Pkg. 050 - Fundshifts	\$ -	\$ -	\$ -	\$ -	-	-
Pkg. 060 - Technical Adjustments	\$ -	\$ -	\$ -	\$ -	-	-
Total Current Service Level Packages	\$ 84,411	\$ 113,334	\$ 43,093	\$ 240,838	-	-
Total Current Service Level (CSL)	\$ 4,000,961	\$ 6,668,192	\$ 1,836,186	\$ 12,505,339	9	9.00
Policy Option Packages						
Analyst Packages						
Pkg. 081 - May 2012 E-Board	\$ 9,006	\$ -	\$ -	\$ 9,006	-	-
Pkg. 090 - Analyst Adjustments	\$ 500,000	\$ -	\$ -	\$ 500,000	-	-
Pkg. 091 - Statewide Administrative Savings	\$ -	\$ -	\$ -	\$ -	-	-
Pkg. 092 - PERS Taxation Policy	\$ (2,893)	\$ (1,754)	\$ -	\$ (4,647)	-	-
Pkg. 093 - Other PERS Adjustments	\$ (23,144)	\$ (14,029)	\$ -	\$ (37,173)	-	-
Policy Packages						
Pkg. 101 - Oregon Innovation Council	\$ -	\$ -	\$ -	\$ -	-	-
Pkg. 102 - SPWF Recapitalization	\$ -	\$ -	\$ -	\$ -	-	-
Pkg. 103 - Industry Competitiveness Fund	\$ -	\$ -	\$ -	\$ -	-	-
Pkg. 104 - Strategic Reserve Fund	\$ -	\$ -	\$ -	\$ -	-	-
Pkg. 105 - Industrial Land Readiness and Site Certification	\$ -	\$ -	\$ -	\$ -	-	-
Pkg. 106 - OMWESB	\$ -	\$ -	\$ -	\$ -	-	-
Pkg. 109 - Rural Capacity	\$ -	\$ -	\$ -	\$ -	-	-
Pkg. 475 - Transfer of Seismic Rehabilitation Grant Program	\$ -	\$ -	\$ -	\$ -	-	-
Pkg. 476 - Seismic Rehabilitation Debt	\$ -	\$ -	\$ -	\$ -	-	-
Total Policy Option Packages	\$ 482,969	\$ (15,783)	\$ -	\$ 467,186	-	-
Governor's Balanced Budget	\$ 4,483,930	\$ 6,652,409	\$ 1,836,186	\$ 12,972,525	9	9.00

ORBITS Budget Narrative

Arts

Essential Packages

Essential packages present budget adjustments needed to bring the base budget to Current Service Level, the calculated cost of continuing legislatively-approved programs into the 2013-15 biennium.

010 Non-PICS Personal Services/Vacancy Factor

This package includes standard inflation of 2.4% on non-PICS items such as overtime, differential and temporary appointments, including OPE associated with them. The vacancy factor calculation projects budget changes related to staff turnover and position vacancies during the 2013-15 biennium.

031 Inflation & Price List Adjustments

This package includes a 2.4% increase for biennial general inflation; a 2.8% increase for professional services (contract providers); an 14.9% increase for Attorney General services; and a 4.4% increase for facilities rent. This package also includes changes to State Government Services charges for the 2013-15 biennium.

Emergency Board Packages

081 May 2012 E-Board

This package includes actions taken by the May 2012 Emergency Board that carry forward to the 2013-15 biennium.

Governor's Policy Packages

090 Analyst Adjustments

This package includes \$500,000 for grants to support partnerships between K-12 districts, post-secondary institutions, arts/cultural non-profit organizations and/or professional STEAM-industry businesses to increase opportunities for students in grades 6-12 to engage and connect with Oregon arts and creative industries.

ORBITS Budget Narrative

092 PERS Taxation Policy

This package supports a policy change to limit tax relief calculations to PERS retirees that are Oregon residents. Non-resident retirees will no longer receive the tax relief benefit.

093 Other PERS Adjustments

This package supports policy changes that reduce the PERS employer rate.

ESSENTIAL AND POLICY PACKAGE FISCAL IMPACT SUMMARY

Oregon Business Development Department
 Pkg: 010 - Non-PICS Psnl Svc / Vacancy Factor

Cross Reference Name: Arts
 Cross Reference Number: 12300-600-00-00-00000

<i>Description</i>	General Fund	Lottery Funds	Other Funds	Federal Funds	Nonlimited Other Funds	Nonlimited Federal Funds	All Funds
Revenues							
General Fund Appropriation	10,298	-	-	-	-	-	10,298
Total Revenues	\$10,298	-	-	-	-	-	\$10,298
Personal Services							
Pension Obligation Bond	2,202	-	232	-	-	-	2,434
Mass Transit Tax	(193)	-	(237)	-	-	-	(430)
Vacancy Savings	8,289	-	(24,578)	-	-	-	(16,289)
Total Personal Services	\$10,298	-	(\$24,583)	-	-	-	(\$14,285)
Total Expenditures							
Total Expenditures	10,298	-	(24,583)	-	-	-	(14,285)
Total Expenditures	\$10,298	-	(\$24,583)	-	-	-	(\$14,285)
Ending Balance							
Ending Balance	-	-	24,583	-	-	-	24,583
Total Ending Balance	-	-	\$24,583	-	-	-	\$24,583

ESSENTIAL AND POLICY PACKAGE FISCAL IMPACT SUMMARY

Oregon Business Development Department
 Pkg: 031 - Standard Inflation

Cross Reference Name: Arts
 Cross Reference Number: 12300-600-00-00-00000

<i>Description</i>	General Fund	Lottery Funds	Other Funds	Federal Funds	Nonlimited Other Funds	Nonlimited Federal Funds	All Funds
Revenues							
General Fund Appropriation	74,113	-	-	-	-	-	74,113
Federal Funds	-	-	-	43,093	-	-	43,093
Total Revenues	\$74,113	-	-	\$43,093	-	-	\$117,206
Services & Supplies							
Instate Travel	1,029	-	999	551	-	-	2,579
Out of State Travel	60	-	105	381	-	-	546
Employee Training	142	-	52	-	-	-	194
Office Expenses	470	-	1,057	192	-	-	1,719
Telecommunications	506	-	82	-	-	-	588
State Gov. Service Charges	5,535	-	2,788	-	-	-	8,323
Data Processing	21	-	808	-	-	-	829
Publicity and Publications	599	-	20,902	30	-	-	21,531
Professional Services	1,289	-	2,981	416	-	-	4,686
Attorney General	328	-	1,028	-	-	-	1,356
Employee Recruitment and Develop	-	-	52	96	-	-	148
Dues and Subscriptions	270	-	-	137	-	-	407
Facilities Rental and Taxes	2,675	-	503	-	-	-	3,178
Other Services and Supplies	-	-	182	115	-	-	297
Expendable Prop 250 - 5000	31	-	130	-	-	-	161
Total Services & Supplies	\$12,955	-	\$31,669	\$1,918	-	-	\$46,542
Special Payments							
Dist to Cities	486	-	-	-	-	-	486

ESSENTIAL AND POLICY PACKAGE FISCAL IMPACT SUMMARY

Oregon Business Development Department
 Pkg: 031 - Standard Inflation

Cross Reference Name: Arts
 Cross Reference Number: 12300-600-00-00000

<i>Description</i>	General Fund	Lottery Funds	Other Funds	Federal Funds	Nonlimited Other Funds	Nonlimited Federal Funds	All Funds
Special Payments							
Dist to Counties	-	-	18,767	-	-	-	18,767
Dist to Other Gov Unit	-	-	17,288	-	-	-	17,288
Dist to Non-Gov Units	54,161	-	70,193	39,528	-	-	163,882
Dist to Individuals	6,511	-	-	1,647	-	-	8,158
Total Special Payments	\$61,158	-	\$106,248	\$41,175	-	-	\$208,581
Total Expenditures							
Total Expenditures	74,113	-	137,917	43,093	-	-	255,123
Total Expenditures	\$74,113	-	\$137,917	\$43,093	-	-	\$255,123
Ending Balance							
Ending Balance	-	-	(137,917)	-	-	-	(137,917)
Total Ending Balance	-	-	(\$137,917)	-	-	-	(\$137,917)

ESSENTIAL AND POLICY PACKAGE FISCAL IMPACT SUMMARY

Oregon Business Development Department
 Pkg: 081 - May 2012 E-Board

Cross Reference Name: Arts
 Cross Reference Number: 12300-600-00-00-00000

<i>Description</i>	General Fund	Lottery Funds	Other Funds	Federal Funds	Nonlimited Other Funds	Nonlimited Federal Funds	All Funds
Revenues							
General Fund Appropriation	9,006	-	-	-	-	-	9,006
Total Revenues	\$9,006	-	-	-	-	-	\$9,006
Services & Supplies							
Undistributed (S.S.)	9,006	-	-	-	-	-	9,006
Total Services & Supplies	\$9,006	-	-	-	-	-	\$9,006
Total Expenditures							
Total Expenditures	9,006	-	-	-	-	-	9,006
Total Expenditures	\$9,006	-	-	-	-	-	\$9,006
Ending Balance							
Ending Balance	-	-	-	-	-	-	-
Total Ending Balance	-	-	-	-	-	-	-

ESSENTIAL AND POLICY PACKAGE FISCAL IMPACT SUMMARY

Oregon Business Development Department
 Pkg: 090 - Analyst Adjustments

Cross Reference Name: Arts
 Cross Reference Number: 12300-600-00-00-00000

<i>Description</i>	General Fund	Lottery Funds	Other Funds	Federal Funds	Nonlimited Other Funds	Nonlimited Federal Funds	All Funds
Revenues							
General Fund Appropriation	500,000	-	-	-	-	-	500,000
Total Revenues	\$500,000	-	-	-	-	-	\$500,000
Special Payments							
Dist to Other Gov Unit	500,000	-	-	-	-	-	500,000
Total Special Payments	\$500,000	-	-	-	-	-	\$500,000
Total Expenditures							
Total Expenditures	500,000	-	-	-	-	-	500,000
Total Expenditures	\$500,000	-	-	-	-	-	\$500,000
Ending Balance							
Ending Balance	-	-	-	-	-	-	-
Total Ending Balance	-	-	-	-	-	-	-

ESSENTIAL AND POLICY PACKAGE FISCAL IMPACT SUMMARY

Oregon Business Development Department
 Pkg: 092 - PERS Taxation Policy

Cross Reference Name: Arts
 Cross Reference Number: 12300-600-00-00-00000

<i>Description</i>	General Fund	Lottery Funds	Other Funds	Federal Funds	Nonlimited Other Funds	Nonlimited Federal Funds	All Funds
Revenues							
General Fund Appropriation	(2,893)	-	-	-	-	-	(2,893)
Total Revenues	(\$2,893)	-	-	-	-	-	(\$2,893)
Personal Services							
PERS Policy Adjustment	(2,893)	-	(1,754)	-	-	-	(4,647)
Total Personal Services	(\$2,893)	-	(\$1,754)	-	-	-	(\$4,647)
Total Expenditures							
Total Expenditures	(2,893)	-	(1,754)	-	-	-	(4,647)
Total Expenditures	(\$2,893)	-	(\$1,754)	-	-	-	(\$4,647)
Ending Balance							
Ending Balance	-	-	1,754	-	-	-	1,754
Total Ending Balance	-	-	\$1,754	-	-	-	\$1,754

ESSENTIAL AND POLICY PACKAGE FISCAL IMPACT SUMMARY

Oregon Business Development Department
 Pkg: 093 - Other PERS Adjustments

Cross Reference Name: Arts
 Cross Reference Number: 12300-600-00-00-00000

<i>Description</i>	General Fund	Lottery Funds	Other Funds	Federal Funds	Nonlimited Other Funds	Nonlimited Federal Funds	All Funds
Revenues							
General Fund Appropriation	(23,144)	-	-	-	-	-	(23,144)
Total Revenues	(\$23,144)	-	-	-	-	-	(\$23,144)
Personal Services							
PERS Policy Adjustment	(23,144)	-	(14,029)	-	-	-	(37,173)
Total Personal Services	(\$23,144)	-	(\$14,029)	-	-	-	(\$37,173)
Total Expenditures							
Total Expenditures	(23,144)	-	(14,029)	-	-	-	(37,173)
Total Expenditures	(\$23,144)	-	(\$14,029)	-	-	-	(\$37,173)
Ending Balance							
Ending Balance	-	-	14,029	-	-	-	14,029
Total Ending Balance	-	-	\$14,029	-	-	-	\$14,029

DETAIL OF LOTTERY FUNDS, OTHER FUNDS, AND FEDERAL FUNDS REVENUE

Oregon Business Development Department
2013-15 Biennium

Agency Number: 12300
Cross Reference Number: 12300-600-00-00-00000

<i>Source</i>	2009-11 Actuals	2011-13 Leg Adopted Budget	2011-13 Leg Approved Budget	2013-15 Agency Request Budget	2013-15 Governor's Budget	2013-15 Leg Adopted Budget
Other Funds						
Interest Income	151,105	199,570	199,570	800,000	800,000	-
Donations	8,390,833	8,500,000	8,500,000	8,100,000	8,100,000	-
Grants (Non-Fed)	-	460,000	460,000	460,000	460,000	-
Other Revenues	299,654	300,000	300,000	300,000	300,000	-
Transfer In - Intrafund	4,231,827	-	-	-	-	-
Tsfr From Transportation, Dept	722,171	629,981	629,981	714,821	714,821	-
Transfer Out - Intrafund	(4,231,827)	-	-	-	-	-
Tsfr To Leg Admin Committee	(15,000)	-	-	-	-	-
Total Other Funds	\$9,548,763	\$10,089,551	\$10,089,551	\$10,374,821	\$10,374,821	-
Federal Funds						
Federal Funds	1,766,600	1,554,984	1,554,984	1,836,186	1,836,186	-
Total Federal Funds	\$1,766,600	\$1,554,984	\$1,554,984	\$1,836,186	\$1,836,186	-

Oregon Business Development Department

Agency Number: 12300

Program Unit Appropriated Fund Group and Category Summary

Version: Y - 01 - Governor's Budget

2013-15 Biennium

Cross Reference Number: 12300-600-00-00000

Arts

Description	2009-11 Actuals	2011-13 Leg Adopted Budget	2011-13 Leg Approved Budget	2013-15 Agency Request Budget	2013-15 Governor's Budget	2013-15 Leg Adopted Budget
-------------	-----------------	----------------------------	-----------------------------	-------------------------------	---------------------------	----------------------------

LIMITED BUDGET (Excluding Packages)

PERSONAL SERVICES

General Fund	964,091	1,019,275	1,042,294	1,121,138	1,116,365	-
Other Funds	741,836	690,546	690,546	707,453	704,559	-
All Funds	1,705,927	1,709,821	1,732,840	1,828,591	1,820,924	-

SERVICES & SUPPLIES

General Fund	819,171	251,757	251,930	251,930	251,930	-
Other Funds	1,020,260	1,166,367	1,166,367	1,166,367	1,166,367	-
Federal Funds	116,335	77,477	77,477	77,477	77,477	-
All Funds	1,955,766	1,495,601	1,495,774	1,495,774	1,495,774	-

SPECIAL PAYMENTS

General Fund	2,525,236	2,580,176	2,548,255	2,548,255	2,548,255	-
Other Funds	3,373,905	4,683,932	4,683,932	4,683,932	4,683,932	-
Federal Funds	1,294,325	1,715,616	1,715,616	1,715,616	1,715,616	-
All Funds	7,193,466	8,979,724	8,947,803	8,947,803	8,947,803	-

TOTAL LIMITED BUDGET (Excluding Packages)

General Fund	4,308,498	3,851,208	3,842,479	3,921,323	3,916,550	-
Other Funds	5,136,001	6,540,845	6,540,845	6,557,752	6,554,858	-
Federal Funds	1,410,660	1,793,093	1,793,093	1,793,093	1,793,093	-
All Funds	10,855,159	12,185,146	12,176,417	12,272,168	12,264,501	-

AUTHORIZED POSITIONS

	9	9	9	9	9	-
--	---	---	---	---	---	---

Oregon Business Development Department

Agency Number: 12300

Program Unit Appropriated Fund Group and Category Summary
2013-15 Biennium

Version: Y - 01 - Governor's Budget
Cross Reference Number: 12300-600-00-00-00000

Arts

Description	2009-11 Actuals	2011-13 Leg Adopted Budget	2011-13 Leg Approved Budget	2013-15 Agency Request Budget	2013-15 Governor's Budget	2013-15 Leg Adopted Budget
AUTHORIZED FTE	9.00	9.00	9.00	9.00	9.00	-
LIMITED BUDGET (Essential Packages)						
010 NON-PICS PSNL SVC / VACANCY FACTOR						
PERSONAL SERVICES						
General Fund	-	-	-	10,298	10,298	-
Other Funds	-	-	-	(24,583)	(24,583)	-
All Funds	-	-	-	(14,285)	(14,285)	-
031 STANDARD INFLATION						
SERVICES & SUPPLIES						
General Fund	-	-	-	12,955	12,955	-
Other Funds	-	-	-	31,669	31,669	-
Federal Funds	-	-	-	1,918	1,918	-
All Funds	-	-	-	46,542	46,542	-
SPECIAL PAYMENTS						
General Fund	-	-	-	61,158	61,158	-
Other Funds	-	-	-	106,248	106,248	-
Federal Funds	-	-	-	41,175	41,175	-
All Funds	-	-	-	208,581	208,581	-
TOTAL LIMITED BUDGET (Essential Packages)						
General Fund	-	-	-	84,411	84,411	-
Other Funds	-	-	-	113,334	113,334	-

Oregon Business Development Department

Agency Number: 12300

**Program Unit Appropriated Fund Group and Category Summary
2013-15 Biennium
Arts**

**Version: Y - 01 - Governor's Budget
Cross Reference Number: 12300-600-00-00-00000**

Description	2009-11 Actuals	2011-13 Leg Adopted Budget	2011-13 Leg Approved Budget	2013-15 Agency Request Budget	2013-15 Governor's Budget	2013-15 Leg Adopted Budget
Federal Funds	-	-	-	43,093	43,093	-
All Funds	-	-	-	240,838	240,838	-
LIMITED BUDGET (Current Service Level)						
General Fund	4,308,498	3,851,208	3,842,479	4,005,734	4,000,961	-
Other Funds	5,136,001	6,540,845	6,540,845	6,671,086	6,668,192	-
Federal Funds	1,410,660	1,793,093	1,793,093	1,836,186	1,836,186	-
All Funds	10,855,159	12,185,146	12,176,417	12,513,006	12,505,339	-
AUTHORIZED POSITIONS	9	9	9	9	9	-
AUTHORIZED FTE	9.00	9.00	9.00	9.00	9.00	-
LIMITED BUDGET (Policy Packages)						
PRIORITY 0						
081 MAY 2012 E-BOARD						
SERVICES & SUPPLIES						
General Fund	-	-	-	9,006	9,006	-
090 ANALYST ADJUSTMENTS						
SPECIAL PAYMENTS						
General Fund	-	-	-	-	500,000	-
092 PERS TAXATION POLICY						
PERSONAL SERVICES						
General Fund	-	-	-	-	(2,893)	-
Other Funds	-	-	-	-	(1,754)	-

Oregon Business Development Department

Agency Number: 12300

Program Unit Appropriated Fund Group and Category Summary
2013-15 Biennium

Version: Y - 01 - Governor's Budget
Cross Reference Number: 12300-600-00-00-00000

Arts

Description	2009-11 Actuals	2011-13 Leg Adopted Budget	2011-13 Leg Approved Budget	2013-15 Agency Request Budget	2013-15 Governor's Budget	2013-15 Leg Adopted Budget
All Funds	-	-	-	-	(4,647)	-
093 OTHER PERS ADJUSTMENTS						
PERSONAL SERVICES						
General Fund	-	-	-	-	(23,144)	-
Other Funds	-	-	-	-	(14,029)	-
All Funds	-	-	-	-	(37,173)	-
TOTAL LIMITED BUDGET (Policy Packages)						
General Fund	-	-	-	9,006	482,969	-
Other Funds	-	-	-	-	(15,783)	-
All Funds	-	-	-	9,006	467,186	-
TOTAL LIMITED BUDGET (Including Packages)						
General Fund	4,308,498	3,851,208	3,842,479	4,014,740	4,483,930	-
Other Funds	5,136,001	6,540,845	6,540,845	6,671,086	6,652,409	-
Federal Funds	1,410,660	1,793,093	1,793,093	1,836,186	1,836,186	-
All Funds	10,855,159	12,185,146	12,176,417	12,522,012	12,972,525	-
AUTHORIZED POSITIONS	9	9	9	9	9	-
AUTHORIZED FTE	9.00	9.00	9.00	9.00	9.00	-
OPERATING BUDGET						
General Fund	4,308,498	3,851,208	3,842,479	4,014,740	4,483,930	-
Other Funds	5,136,001	6,540,845	6,540,845	6,671,086	6,652,409	-
Federal Funds	1,410,660	1,793,093	1,793,093	1,836,186	1,836,186	-

Oregon Business Development Department

Agency Number: 12300

Program Unit Appropriated Fund Group and Category Summary

Version: Y - 01 - Governor's Budget

2013-15 Biennium

Cross Reference Number: 12300-600-00-00-00000

Arts

Description	2009-11 Actuals	2011-13 Leg Adopted Budget	2011-13 Leg Approved Budget	2013-15 Agency Request Budget	2013-15 Governor's Budget	2013-15 Leg Adopted Budget
All Funds	10,855,159	12,185,146	12,176,417	12,522,012	12,972,525	-
AUTHORIZED POSITIONS	9	9	9	9	9	-
AUTHORIZED FTE	9.00	9.00	9.00	9.00	9.00	-
TOTAL BUDGET						
General Fund	4,308,498	3,851,208	3,842,479	4,014,740	4,483,930	-
Other Funds	5,136,001	6,540,845	6,540,845	6,671,086	6,652,409	-
Federal Funds	1,410,660	1,793,093	1,793,093	1,836,186	1,836,186	-
All Funds	10,855,159	12,185,146	12,176,417	12,522,012	12,972,525	-
AUTHORIZED POSITIONS	9	9	9	9	9	-
AUTHORIZED FTE	9.00	9.00	9.00	9.00	9.00	-

ORBITS Budget Narrative

Legislatively Directed Appropriations

Program Description

This program unit tracks budget and expenditures for legislative line-item appropriations that do not fall under agency programs. No expenditure limitation is requested for 2013-15.

DETAIL OF LOTTERY FUNDS, OTHER FUNDS, AND FEDERAL FUNDS REVENUE

Oregon Business Development Department
2013-15 Biennium

Agency Number: 12300

Cross Reference Number: 12300-800-00-00-00000

<i>Source</i>	2009-11 Actuals	2011-13 Leg Adopted Budget	2011-13 Leg Approved Budget	2013-15 Agency Request Budget	2013-15 Governor's Budget	2013-15 Leg Adopted Budget
Lottery Funds						
Transfer Out - Intrafund	(757,579)	-	-	-	-	-
Total Lottery Funds	(\$757,579)	-	-	-	-	-
Nonlimited Other Funds						
Interest Income	26,174	-	-	-	-	-
Transfer Out - Intrafund	(27,147)	-	-	-	-	-
Total Nonlimited Other Funds	(\$973)	-	-	-	-	-

Oregon Business Development Department

Agency Number: 12300

**Program Unit Appropriated Fund Group and Category Summary
2013-15 Biennium
Legislatively Directed Appropriations**

**Version: Y - 01 - Governor's Budget
Cross Reference Number: 12300-800-00-00-00000**

Description	2009-11 Actuals	2011-13 Leg Adopted Budget	2011-13 Leg Approved Budget	2013-15 Agency Request Budget	2013-15 Governor's Budget	2013-15 Leg Adopted Budget
-------------	-----------------	----------------------------	-----------------------------	-------------------------------	---------------------------	----------------------------

NONLIMITED BUDGET (Excluding Packages)

SERVICES & SUPPLIES

Other Funds	911	-	-	-	-	-
-------------	-----	---	---	---	---	---

SPECIAL PAYMENTS

Other Funds	7,000,000	-	-	-	-	-
-------------	-----------	---	---	---	---	---

TOTAL NONLIMITED BUDGET (Excluding Packages)

Other Funds	7,000,911	-	-	-	-	-
-------------	-----------	---	---	---	---	---

NONLIMITED BUDGET (Current Service Level)

Other Funds	7,000,911	-	-	-	-	-
-------------	-----------	---	---	---	---	---

TOTAL NONLIMITED BUDGET (Including Packages)

Other Funds	7,000,911	-	-	-	-	-
-------------	-----------	---	---	---	---	---

OPERATING BUDGET

Other Funds	7,000,911	-	-	-	-	-
-------------	-----------	---	---	---	---	---

TOTAL BUDGET

Other Funds	7,000,911	-	-	-	-	-
-------------	-----------	---	---	---	---	---

This Page Intentionally Left Blank

ORBITS Budget Narrative

Lottery Bond Debt Service

Program description

Purpose:

This program unit exists solely to track budget and expenditures for debt service related to lottery-backed bonds.

Revenue source:

Direct Lottery Funds.

Basis for 2013-15 request:

Debt service requirement for existing debt and policy package requests provided by Department of Administrative Services, Chief Financial Office , Capital Investment Section.

ORBITS Budget Narrative

2013-15 Governor's Balanced Budget

Lottery Fund Bond Debt Service

Description	Lottery Fund	Other Fund	Total Fund	Pos	FTE
	Debt Service	Debt Service Ltd			
Base Budget	\$ 50,460,265	\$ 5,000,000	\$ 55,460,265	-	-
Current Service Level Packages					
Pkg. 010 - Non-PICS Psnl Svc / Vacancy Factor	\$ -	\$ -	\$ -	-	-
Pkg. 021 - Phase-In	\$ -	\$ -	\$ -	-	-
Pkg. 022 - Phase-out Pgm & One-time Costs	\$ -	\$ -	\$ -	-	-
Pkg. 031 - Standard Inflation	\$ -	\$ -	\$ -	-	-
Pkg. 032 - Above Standard Inflation	\$ -	\$ -	\$ -	-	-
Pkg. 050 - Fundshifts	\$ -	\$ -	\$ -	-	-
Pkg. 060 - Technical Adjustments	\$ -	\$ -	\$ -	-	-
Total Current Service Level Packages	\$ -	\$ -	\$ -	-	-
Total Current Service Level (CSL)	\$ 50,460,265	\$ 5,000,000	\$ 55,460,265	-	-
Policy Option Packages					
Analyst Packages					
Pkg. 081 - May 2012 E-Board	\$ -	\$ -	\$ -	-	-
Pkg. 090 - Analyst Adjustments	\$ -	\$ -	\$ -	-	-
Pkg. 091 - Statewide Administrative Savings	\$ -	\$ -	\$ -	-	-
Pkg. 092 - PERS Taxation Policy	\$ -	\$ -	\$ -	-	-
Pkg. 093 - Other PERS Adjustments	\$ -	\$ -	\$ -	-	-
Policy Packages					
Pkg. 101 - Oregon Innovation Council	\$ -	\$ -	\$ -	-	-
Pkg. 102 - SPWF Recapitalization	\$ 5,981,990	\$ -	\$ 5,981,990	-	-
Pkg. 103 - Industry Competitiveness Fund	\$ -	\$ -	\$ -	-	-
Pkg. 104 - Strategic Reserve Fund	\$ -	\$ -	\$ -	-	-
Pkg. 105 - Industrial Land Readiness and Site Certification	\$ -	\$ -	\$ -	-	-
Pkg. 106 - OMWESB	\$ -	\$ -	\$ -	-	-
Pkg. 109 - Rural Capacity	\$ -	\$ -	\$ -	-	-
Pkg. 475 - Transfer of Seismic Rehabilitation Grant Program	\$ -	\$ -	\$ -	-	-
Pkg. 476 - Seismic Rehabilitation Debt	\$ -	\$ -	\$ -	-	-
Total Policy Option Packages	\$ 5,981,990	\$ -	\$ 5,981,990	-	-
Governor's Balanced Budget	\$ 56,442,255	\$ 5,000,000	\$ 61,442,255	-	-

ESSENTIAL AND POLICY PACKAGE FISCAL IMPACT SUMMARY

Oregon Business Development Department
 Pkg: 102 - SPWF Re-capitalization

Cross Reference Name: Lottery Bond Debt Service
 Cross Reference Number: 12300-900-00-00-00000

<i>Description</i>	General Fund	Lottery Funds	Other Funds	Federal Funds	Nonlimited Other Funds	Nonlimited Federal Funds	All Funds
Debt Service							
Principal - Bonds	-	1,615,000	-	-	-	-	1,615,000
Interest - Bonds	-	4,366,990	-	-	-	-	4,366,990
Total Debt Service	-	\$5,981,990	-	-	-	-	\$5,981,990
Total Expenditures							
Total Expenditures	-	5,981,990	-	-	-	-	5,981,990
Total Expenditures	-	\$5,981,990	-	-	-	-	\$5,981,990
Ending Balance							
Ending Balance	-	(5,981,990)	-	-	-	-	(5,981,990)
Total Ending Balance	-	(\$5,981,990)	-	-	-	-	(\$5,981,990)

DETAIL OF LOTTERY FUNDS, OTHER FUNDS, AND FEDERAL FUNDS REVENUE

Oregon Business Development Department
2013-15 Biennium

Agency Number: 12300
Cross Reference Number: 12300-900-00-00-00000

<i>Source</i>	2009-11 Actuals	2011-13 Leg Adopted Budget	2011-13 Leg Approved Budget	2013-15 Agency Request Budget	2013-15 Governor's Budget	2013-15 Leg Adopted Budget
Lottery Funds						
Transfer In - Intrafund	38,606,259	-	-	-	-	-
Transfer In Lottery Proceeds	-	-	-	12,814,076	-	-
Tsfr From Administrative Svcs	68,318,637	79,199,162	82,033,209	56,560,265	56,294,272	-
Transfer Out - Intrafund	(37,135,175)	-	-	-	-	-
Total Lottery Funds	\$69,789,721	\$79,199,162	\$82,033,209	\$69,374,341	\$56,294,272	-
Other Funds						
Interest Income	2,281,424	1,076,644	1,076,644	-	-	-
Transfer In - Intrafund	36,872,925	-	-	-	-	-
Tsfr From Administrative Svcs	-	-	-	-	5,000,000	-
Transfer Out - Intrafund	(36,043,511)	-	-	-	-	-
Total Other Funds	\$3,110,838	\$1,076,644	\$1,076,644	-	\$5,000,000	-
Nonlimited Other Funds						
Refunding Bonds	11,298,723	-	-	-	-	-
Total Nonlimited Other Funds	\$11,298,723	-	-	-	-	-

Oregon Business Development Department

Agency Number: 12300

**Program Unit Appropriated Fund Group and Category Summary
2013-15 Biennium
Lottery Bond Debt Service**

**Version: Y - 01 - Governor's Budget
Cross Reference Number: 12300-900-00-00-00000**

Description	2009-11 Actuals	2011-13 Leg Adopted Budget	2011-13 Leg Approved Budget	2013-15 Agency Request Budget	2013-15 Governor's Budget	2013-15 Leg Adopted Budget
NONLIMITED BUDGET (Excluding Packages)						
SERVICES & SUPPLIES						
Other Funds	78,893	-	-	-	-	-
TOTAL NONLIMITED BUDGET (Excluding Packages)						
Other Funds	78,893	-	-	-	-	-
NONLIMITED BUDGET (Current Service Level)						
Other Funds	78,893	-	-	-	-	-
TOTAL NONLIMITED BUDGET (Including Packages)						
Other Funds	78,893	-	-	-	-	-
OPERATING BUDGET						
Other Funds	78,893	-	-	-	-	-
DEBT SERVICE (Excluding Packages)						
SERVICES & SUPPLIES						
Other Funds	242,472	-	-	-	-	-
DEBT SERVICE						
Lottery Funds	70,756,731	79,270,043	82,100,202	56,560,265	50,460,265	-
Other Funds	1,574,429	1,797,848	2,119,733	-	5,000,000	-
All Funds	72,331,160	81,067,891	84,219,935	56,560,265	55,460,265	-
TOTAL DEBT SERVICE (Excluding Packages)						
Lottery Funds	70,756,731	79,270,043	82,100,202	56,560,265	50,460,265	-
Other Funds	1,816,901	1,797,848	2,119,733	-	5,000,000	-

Oregon Business Development Department

Agency Number: 12300

**Program Unit Appropriated Fund Group and Category Summary
2013-15 Biennium
Lottery Bond Debt Service**

**Version: Y - 01 - Governor's Budget
Cross Reference Number: 12300-900-00-00-00000**

Description	2009-11 Actuals	2011-13 Leg Adopted Budget	2011-13 Leg Approved Budget	2013-15 Agency Request Budget	2013-15 Governor's Budget	2013-15 Leg Adopted Budget
All Funds	72,573,632	81,067,891	84,219,935	56,560,265	55,460,265	-
DEBT SERVICE (Current Service Level)						
Lottery Funds	70,756,731	79,270,043	82,100,202	56,560,265	50,460,265	-
Other Funds	1,816,901	1,797,848	2,119,733	-	5,000,000	-
All Funds	72,573,632	81,067,891	84,219,935	56,560,265	55,460,265	-
DEBT SERVICE (Policy Packages)						
PRIORITY 0						
102 SPWF RE-CAPITALIZATION						
DEBT SERVICE						
Lottery Funds	-	-	-	11,634,513	5,981,990	-
107 BROWNFIELDS RECAPITALIZATION						
DEBT SERVICE						
Lottery Funds	-	-	-	1,179,563	-	-
TOTAL DEBT SERVICE (Policy Packages)						
Lottery Funds	-	-	-	12,814,076	5,981,990	-
TOTAL DEBT SERVICE (Including Packages)						
Lottery Funds	70,756,731	79,270,043	82,100,202	69,374,341	56,442,255	-
Other Funds	1,816,901	1,797,848	2,119,733	-	5,000,000	-
All Funds	72,573,632	81,067,891	84,219,935	69,374,341	61,442,255	-
DEBT SERVICE UNLIMITED (Excluding Packages)						
DEBT SERVICE						

Oregon Business Development Department

Agency Number: 12300

**Program Unit Appropriated Fund Group and Category Summary
2013-15 Biennium
Lottery Bond Debt Service**

**Version: Y - 01 - Governor's Budget
Cross Reference Number: 12300-900-00-00-00000**

Description	2009-11 Actuals	2011-13 Leg Adopted Budget	2011-13 Leg Approved Budget	2013-15 Agency Request Budget	2013-15 Governor's Budget	2013-15 Leg Adopted Budget
Other Funds	11,219,830	-	-	-	-	-
TOTAL DEBT SERVICE NONLIMITED (Excluding Pac						
Other Funds	11,219,830	-	-	-	-	-
DEBT SERVICE NONLIMITED (Current Service Level)						
Other Funds	11,219,830	-	-	-	-	-
TOTAL DEBT SERVICE NONLIMITED (Including Pac						
Other Funds	11,219,830	-	-	-	-	-
TOTAL BUDGET						
Lottery Funds	70,756,731	79,270,043	82,100,202	69,374,341	56,442,255	-
Other Funds	13,115,624	1,797,848	2,119,733	-	5,000,000	-
All Funds	83,872,355	81,067,891	84,219,935	69,374,341	61,442,255	-

This Page Intentionally Left Blank

ORBITS Budget Narrative

Connecting OR Communities Fund

Program description

Purpose:

This program unit represents carryover funding from the Connecting Oregon Communities Fund that was created pursuant to Oregon Revised Statutes 759.445 (1) and does not include any expenditure budget. The original source of the cash came from penalties paid by Qwest when that company failed to meet parity and benchmark standards that were agreed to in the Qwest Corporation Performance Assurance Plan.

Background:

In 1999, with the passage of Senate Bill 622 (SB 622) a School Technology Account was created in the Connecting Oregon Communities Fund to accommodate funds to support technology and video conferencing in public schools. The SB 622 funds were dispersed, in their entirety, through the account according to law. The account, however, stayed in existence as a receptacle for moneys deposited pursuant to a performance assurance plan implemented by a telecommunications carrier in connection with an application for regulatory relief. Moneys in the fund must be used to provide access to advanced telecommunications technology in elementary and high schools.

In 2003, Qwest Corporation agreed to the terms of a Performance Assurance Plan (PAP) developed in conjunction with Qwest's application for approval under Section 271 of the Telecommunications Act of 1996 to offer in-region long distance service in Oregon and other states. The FCC approved Qwest's application on April 15, 2003. The recording of data started on April 25, 2003.

The PAP is a two-tiered remedy plan. Competitive Local Exchange Carriers (CLECs) are provided with Tier 1 payments if Qwest does not provide parity between the service it provides to CLECs and that which it provides to its own retail customers, or if Qwest fails to meet applicable benchmarks. If Qwest fails to meet parity and benchmark standards on an aggregate CLEC basis, Qwest then provides Tier 2 payments to the Connecting Oregon Communities Fund School Technology Account, pursuant to Oregon Revised Statutes 759.445 (1) and (8). The payments vary with Qwest's level of performance under the PAP.

Revenue source:

The Revenue sources for Connecting Oregon Communities Fund consist of interest earnings on the cash balance and continuing contributions to the fund made by Qwest. As of June 30, 2012, the account balance is \$59,085.

DETAIL OF LOTTERY FUNDS, OTHER FUNDS, AND FEDERAL FUNDS REVENUE

Oregon Business Development Department
2013-15 Biennium

Agency Number: 12300
Cross Reference Number: 12300-910-00-00-00000

<i>Source</i>	2009-11 Actuals	2011-13 Leg Adopted Budget	2011-13 Leg Approved Budget	2013-15 Agency Request Budget	2013-15 Governor's Budget	2013-15 Leg Adopted Budget
Other Funds						
Interest Income	195	250	250	250	250	-
Other Revenues	20,800	6,800	6,800	6,800	6,800	-
Total Other Funds	\$20,995	\$7,050	\$7,050	\$7,050	\$7,050	-

CAPITAL FINANCING SIX-YEAR FORECAST SUMMARY 2013-15

AGENCY: Oregon Business Development
 Department
 Agency #: 12300

Provide amounts in the table below, by expected use and repayment source, of agency financing needs for the 2013-15 biennium. Include proposed project amounts only (do not include debt service either from previously issued debt or from new issue).

Use of Bond Proceeds	Bond Type				
	Certificates of Participation	General Obligation Bonds	Revenue Bonds	Totals by Repayment Source	
Major Construction/ Acquisition Projects					
Subtotal for General Fund Repayment:	\$	\$	\$	\$	GF
Subtotal for Lottery Funds Repayment:	\$	\$	\$	\$	LF
Subtotal for Other Funds Repayment:	\$	\$	\$	\$	OF
Subtotal for Federal Funds Repayment:	\$	\$	\$	\$	FF
Total for Major Construction	\$	\$	\$	\$	
Equipment/Technology Projects over \$500,000					
Subtotal for General Fund Repayment:	\$	\$	\$	\$	GF
Subtotal for Lottery Funds Repayment:	\$	\$	\$	\$	LF
Subtotal for Other Funds Repayment:	\$	\$	\$	\$	OF
Subtotal for Federal Funds Repayment:	\$	\$	\$	\$	FF
Total for Equipment/Technology	\$	\$	\$	\$	
Debt Issuance for Loans and Grants					
Subtotal for General Fund Repayment:	\$	\$	\$	\$	GF
Subtotal for Lottery Funds Repayment:	\$	\$	\$ 91,685,000	\$ 91,685,000	LF
Subtotal for Other Funds Repayment:	\$	\$	\$ 33,031,774	\$ 33,031,774	OF
Subtotal for Federal Funds Repayment:	\$	\$	\$	\$	FF
Total for Loans and Grants:	\$	\$	\$	\$	
Total for Debt Issuance	\$	\$	\$	\$	
Subtotal for General Fund Repayment:	\$	\$	\$	\$	GF
Subtotal for Lottery Funds Repayment:	\$	\$	\$	\$	LF
Subtotal for Other Funds Repayment:	\$	\$	\$ 33,031,774	\$ 33,031,774	OF
Subtotal for Federal Funds Repayment:	\$	\$	\$	\$	FF
GRAND TOTAL 2013-15:	\$	\$	\$ 124,716,774	\$ 124,716,774	

CAPITAL FINANCING SIX-YEAR FORECAST SUMMARY 2015-17

AGENCY: Oregon Business Development
 Department
 Agency #: 12300

Provide amounts in the table below, by expected use and repayment source, of agency financing needs for the 2015-17 biennium. Include proposed project amounts only (do not include debt service either from previously issued debt or from new issue).

Use of Bond Proceeds	Bond Type				Totals by Repayment	Source
	Certificates of Participation	General Obligation Bonds	Revenue Bonds			
Major Construction/ Acquisition Projects						
Subtotal for General Fund Repayment:	\$	\$	\$		\$	GF
Subtotal for Lottery Funds Repayment:	\$	\$	\$		\$	LF
Subtotal for Other Funds Repayment:	\$	\$	\$		\$	OF
Subtotal for Federal Funds Repayment:	\$	\$	\$		\$	FF
Total for Major Construction	\$	\$	\$		\$	
Equipment/Technology Projects over \$500,000						
Subtotal for General Fund Repayment:	\$	\$	\$		\$	GF
Subtotal for Lottery Funds Repayment:	\$	\$	\$		\$	LF
Subtotal for Other Funds Repayment:	\$	\$	\$		\$	OF
Subtotal for Federal Funds Repayment:	\$	\$	\$		\$	FF
Total for Equipment/Technology	\$	\$	\$		\$	
Debt Issuance for Loans and Grants						
Subtotal for General Fund Repayment:	\$	\$	\$		\$	GF
Subtotal for Lottery Funds Repayment:	\$	\$	\$	50,000,000	\$ 50,000,000	LF
Subtotal for Other Funds Repayment:	\$	\$	\$	33,000,000	\$ 33,000,000	OF
Subtotal for Federal Funds Repayment:	\$	\$	\$		\$	FF
Total for Loans and Grants:	\$	\$	\$		\$	
Total All Debt Issuance	\$	\$	\$		\$	
Subtotal for General Fund Repayment:	\$	\$	\$		\$	GF
Subtotal for Lottery Funds Repayment:	\$	\$	\$	50,000,000	\$ 50,000,000	LF
Subtotal for Other Funds Repayment:	\$	\$	\$	33,000,000	\$ 33,000,000	OF
Subtotal for Federal Funds Repayment:	\$	\$	\$		\$	FF
GRAND TOTAL 2015-17	\$	\$	\$	83,000,000	\$ 83,000,000	

CAPITAL FINANCING SIX-YEAR FORECAST SUMMARY 2017-19

AGENCY: Oregon Business Development
 Department
 Agency #: 12300

Provide amounts in the table below, by expected use and repayment source, of agency financing needs for the 2017-19 biennium. Include proposed project amounts only (do not include debt service either from previously issued debt or from new issue).

Use of Bond Proceeds	Bond Type				Totals by Repayment Source
	Certificates of Participation	General Obligation Bonds	Revenue Bonds	Totals by Repayment Source	
Major Construction/Acquisition Projects					
Subtotal for General Fund Repayment:	\$	\$	\$	\$	GF
Subtotal for Lottery Funds Repayment:	\$	\$	\$	\$	LF
Subtotal for Other Funds Repayment:	\$	\$	\$	\$	OF
Subtotal for Federal Funds Repayment:	\$	\$	\$	\$	FF
Total for Major Construction	\$	\$	\$	\$	
Equipment/Technology Projects over \$500,000					
Subtotal for General Fund Repayment:	\$	\$	\$	\$	GF
Subtotal for Lottery Funds Repayment:	\$	\$	\$	\$	LF
Subtotal for Other Funds Repayment:	\$	\$	\$	\$	OF
Subtotal for Federal Funds Repayment:	\$	\$	\$	\$	FF
Total for Equipment/Technology	\$	\$	\$	\$	FF
Debt Issuance for Loans and Grants					
Subtotal for General Fund Repayment:	\$	\$	\$	\$	GF
Subtotal for Lottery Funds Repayment:	\$	\$	\$	\$ 50,000,000	LF
Subtotal for Other Funds Repayment:	\$	\$	\$	\$ 33,000,000	OF
Subtotal for Federal Funds Repayment:	\$	\$	\$	\$	FF
Total for loans and grants:	\$	\$	\$	\$	
Total All Debt Issuance	\$	\$	\$	\$	
Subtotal for General Fund Repayment:	\$	\$	\$	\$	GF
Subtotal for Lottery Funds Repayment:	\$	\$	\$	\$ 50,000,000	LF
Subtotal for Other Funds Repayment:	\$	\$	\$	\$ 33,000,000	OF
Subtotal for Federal Funds Repayment:	\$	\$	\$	\$	FF
GRAND TOTAL 2017-19 :	\$	\$	\$	\$ 83,000,000	\$ 83,000,000

CAPITAL FINANCING SIX-YEAR FORECAST SUMMARY

	<u>2013-15</u>	<u>2015-17</u>	<u>2017-19</u>
Lottery Bonds			
POP #102 – Regional and Local Infrastructure Development (formerly Recapitalization of Special Public Works Fund (SPWF))	91,685,000	50,000,000	50,000,000
Oregon Bond Bank (estimated bond sale proceeds)			
Water Fund Projects	21,000,000	21,000,000	21,000,000
Special Public Works Fund Projects	12,031,774	12,000,000	12,000,000

ORBITS Budget Narrative

**Oregon Business Development Department
Financial and/or Performance Audit Results
Audits Completed for Fiscal Year July 1, 2010 through June 30, 2011**

Audit	Audit Completion Date	Findings/Recommendations	Agency Response
Special Public Works Fund and Water Fund, for the fiscal year ended June 30, 2011	March, 2012	The auditors issued an unqualified opinion on the Funds' financial statements. The auditors did not report any findings.	An unqualified opinion is the highest level of assurance auditors may issue.

ORBITS Budget Narrative

OREGON BUSINESS DEVELOPMENT DEPARTMENT

AFFIRMATIVE ACTION PLAN 2013 – 2015 BIENNEIUM

2011 -2013 OVERVIEW

The quarterly statistical report through June 30, 2012 for the department's representation of women, people of color, and people with disabilities in the various EEO job categories reviewed data for the 2011 – 2013 Affirmative Action Plan. The report identified the following features of the department's workforce in 2012:

- An underutilization of women in the department exists in the EEO job categories Official / Administration and Professionals.
- An underutilization of people of color exists in the specific EEO job categories Official / Administration, Professionals, and Administrative Support.
- An underutilization of people with disabilities exists in the Official / Administration, and Professional job group categories.

ACCOMPLISHMENTS

During the 2011 – 2013 Biennium, the department sought to focus on meeting parity with each represented group that was underutilized within the designated EEO job categories.

To meet the specific goals outlined above, OBDD took the following actions:

- Worked with agencies that will help the department to find qualified applicants who are people of color.
- Worked with agencies that will help the department to find qualified applicants who are people with disabilities.
- Continued to utilize the internship program to help recruit women, people of color and people with disabilities.
- Continued to use recruitment procedures that attract a large applicant pool using online resources and job postings.
- Created an extensive succession plan to help women, people of color, people with disabilities, and other protected classes advance within the organization.

ORBITS Budget Narrative

- Created guidelines to help managers retain the progress made in the diverse workforce in the new succession plan.
- Worked to recruit a larger and more diverse applicant pool for jobs in the Officials and Administrator job category in order to reach parity for people of color and people with disabilities.
- Continuously reviewed and corrected recruitment and selection procedures when possible barriers to certain groups exist.
- Reviewed compliance with the affirmative action plan through management’s performance reviews.
- Attended Affirmative Action Workgroups to bring new knowledge to help the department retain/promote protected classes.

These efforts will continue as a means for attracting and retaining women, people of color, and people with disabilities in our workforce.

PROGRESS MADE / LOST SINCE 2011 – 2013 BIENNIUM

The quarterly statistical report for the representation of women, people of color, and people with disabilities through June 30, 2012 showed the following progress from actions made during the 2011 – 2013 Affirmative Action Plan:

Category A – Officials and Administrators

<i>TOTALS</i>	<i>2011 - 2013</i>	<i>PARITY% (09-11)</i>	<i>PARITY GOAL</i>	<i>UNDER / OVER GOAL</i>
Employees in Category	18			
Women	8	36.6%	6.58	EXCEEDED
People of Color	3	12.9%	2.16	EXCEEDED
People of Disabilities	0	6.0%	1.08	UNDER 1.08

ORBITS Budget Narrative

Category B – Professionals

<i>TOTALS</i>	<i>2011 - 2013</i>	<i>PARITY% (09-11)</i>	<i>PARITY GOAL</i>	<i>UNDER / OVER GOAL</i>
Employees in Category	89			
Women	45	45.3%	40.31	EXCEEDED
People of Color	12	12.9%	11.48	MET
People of Disabilities	3	6.0%	5.34	UNDER 2.34

Category F – Administrative Support

<i>TOTALS</i>	<i>2011- 2013</i>	<i>PARITY% (07-09)</i>	<i>PARITY GOAL</i>	<i>UNDER GOAL</i>
Employees in Category	15			
Women	13	70.3%	9.13	EXCEEDED
People of Color	0	9.7%	1.2	UNDER 1.2
People of Disabilities	2	6.0%	.9	EXCEEDED

Goals exceeded for women in job categories A – Officials and Administrators; B – Professionals; and F – Administrative Support. Goals were met for People of Color in job category B – Professionals. Goals exceeded for People of Color in Category A – Officials and Administrators. Goals exceeded in Category F – Administrative Support for People of Disabilities.

ORBITS Budget Narrative

Though there still shows an under representation for people of color, and people with disabilities, the department will continue its efforts to meet these goals with an ongoing evaluation of hiring and advancement practices in the 2013 – 2015 Biennium.

While employee totals for each category have remained fairly consistent, recruitment and hiring effectiveness have been limited as a result of the economic downturn, employees working beyond retirement eligibility, and budget constraints. However, OBDD has taken advantage of this shift in dynamics and has provided career development for current staff members by providing job rotation opportunities to assist them in expanding their experience, knowledge and skill set enabling them to be competitive applicants within the recruitment process.

Due to the specialization and confidentiality needed for many OBDD positions, the department makes a strong effort to retain all employees. The department works to eliminate employee issues through coaching and mentoring, helping to foster better retention of all employees. In the beginning of 2011, the department constructed a comprehensive succession plan for all employees. The succession plan, combined with compassionate personnel support, has helped the department retain valuable employees.

ORBITS Budget Narrative

OREGON BUSINESS DEVELOPMENT DEPARTMENT

AFFIRMATIVE ACTION PLAN 2013 – 2015 BIENNEIUM

2011 -2013 OVERVIEW

GOALS

As a department committed to equal employment opportunity, affirmative action and workforce diversity, we must continually challenge the status quo. We have learned that to achieve success we must be willing to experiment and conduct business in new ways. That means we must invest a greater amount of time, financial and human resources to activities and actions that achieve results.

The department will stay aggressive and creative in order to meeting hiring goals and improve representation in job groups in which women, people of color and people with disabilities are underutilized. The department will also need to stay focused on retaining the gains made in recent years in achieving a diverse workforce. In addition to the program goals and strategies stated above, the goal for the 2013-2015 Biennium is to hire:

- One woman and one person of color in the Official and Administrator job group; and
- One woman or person of color, in the Professional – Accounting/Finance/Revenue job category.

ORBITS Budget Narrative

STRATEGIES AND TIMELINES FOR IMPLEMENTATION

As a department committed to equal employment opportunity, affirmative action and workforce diversity, we must continually challenge the status quo. We have learned that to achieve success we must be willing to experiment and conduct business in new ways. OBDD is not setting number goals for specific groups; it will instead focus on creating an equal parity for the job category A – Officials and Administrators as the current management begins to retire. OBDD will use the following strategies in the 2011-2013 Biennium.

- 1) **Build relationships** – We will continue to strengthen relations with advocates for underrepresented groups who, through partnerships, help to place qualified applicants in job positions. Strategies will include individual requests for referrals of potential applicants for vacancies through targeted correspondence and personal contact. Managers will be expected to help build a network for recruitment of a diverse applicant pool as vacancies occur. We also hope that by creating a welcoming and diverse work environment, employees throughout the department will promote the department as a good place to work.
- 2) **Create a Welcoming Work Environment** – Engage in activities to actively promote an environment that is accepting of diversity through dissemination of equal employment and affirmative action policies and progress reports, as well as training and celebration of events important to specific cultures and groups. The department will revisit the organizational training and development plan to seek to further educate current and future employees. Managers will help in fostering a welcoming environment and practicing Equal Opportunity Employment when hiring and promoting. Managerial responsibility will be tied directly to the performance evaluation system.
- 3) **Improve Processes** – With the recent introduction of the State’s new web-based Neo-Gov recruitment system we are finding that we are better positioned to fill positions quickly and better match applicants to available positions. We have also assured selection panels for positions include members of underrepresented groups. In the 2013-2015 Biennium, we will continue to seek creative and expeditious methods for dealing with today’s applicants and the challenges in attracting good candidates for State positions.
- 4) **Prepare Employees for Advancement** - Prepare employees for advancement through training and career development opportunities. Possible actions for the next biennium could be offering job rotation and internal advancement opportunities and

ORBITS Budget Narrative

encouraging employees to take supervisory and skills enhancement training available through the Department of Administrative Services. Employees who participate in job rotation will have their permanent position secured in the event that reassignment is not possible. All efforts will be made to help employees advance at the pace that they desire. Managers will provide continual training and development on an individual basis for all employees, including protected class employees, in an effort to meet the statewide benchmark of 20 training hours for each employee.

- 5) **Increase Awareness** – Increase awareness of the Governor’s and the department’s commitment to equal employment opportunity, affirmative action and workforce diversity by bringing information to the attention of all employees and inviting participation in activities that carry out the strategies. The Affirmative Action Plan has been placed in a public location and all employees will be encouraged to review it. It has been distributed to each manager in hard copy form and responsibilities and goals have been reviewed with the managers. Employees acknowledge their responsibilities for a discrimination and harassment free workplace by reading the department’s policy and signing an Acknowledgement Form.

In taking all of these actions, every employee may become a part of the department’s commitment and help in creating and maintaining a welcoming workplace and diverse workforce for the 2013-2015 Biennium.

ORBITS Budget Narrative

SUPPLEMENTAL SPECIAL SUMMARY REPORT HB 4131

Making Progress

On June 30, 2012 Oregon Business Development Department (OBDD) successfully fulfilled its agency's expectation as directed and outlined in HB 4131 by increasing the supervisory ratio, "at least one additional public employee to supervisory employees and managerial employees acting in a supervisory capacity." OBDD improved employee to supervisory ratio from 1:4 to 1:5 for the reporting period ending October 31, 2012.

Actions through June 2013

For the current 2011 – 2013 biennium, in order to meet agency expectations of improving supervisor to employee ratio by one (1), OBDD was required to re-assess and change three (3) positions. OBDD submitted a re-class package that down classed two (2) Principal Executive Managers to Program Analysts, and corrected an Executive Service employee identified as a supervisor to non-supervisory. Reclassification and representation changes made to targeted positions, assisted in meeting agency obligation by improving supervisory ratio from 1:4 to 1:5 by the reporting period ending October 31, 2012.

For the upcoming 2013 – 2015 biennium, OBDD will continue to improve employee to supervisor ratio by encompassing various administrative actions such as realignment of duties, reporting structure, and reassessment of classifications and representation codes for accuracy. In order to meet the agency's obligation from 1:5 to 1:6 for the next reporting period, OBDD will again be required to re-assess and change three (3) positions. Such actions will result in the submission of a permanent finance plan for the next reporting period.

Effect of Policy Packages on staffing ratios in the 2013-15 Governor's Balanced Budget

The 2013-15 Governor's Balanced Budget (GBB) includes six Policy Option Packages (POP's) which adds a total of 9 new staff positions. None of these positions are management positions, therefore these packages will have a positive impact on our staffing ratio rather than a negative impact.

This Page Intentionally Left Blank

Oregon Business Development Department

Summary Cross Reference Listing and Packages
2013-15 Biennium

Agency Number: 12300
BAM Analyst: Brickman, Tamara
Budget Coordinator: Addison, Shannon - (503)986-0017

Cross Reference Number	Cross Reference Description	Package Number	Priority	Package Description	Package Group
100-00-00-00000	Operations	010	0	Non-PICS Psnl Svc / Vacancy Factor	Essential Packages
100-00-00-00000	Operations	021	0	Phase-in	Essential Packages
100-00-00-00000	Operations	022	0	Phase-out Pgm & One-time Costs	Essential Packages
100-00-00-00000	Operations	031	0	Standard Inflation	Essential Packages
100-00-00-00000	Operations	032	0	Above Standard Inflation	Essential Packages
100-00-00-00000	Operations	033	0	Exceptional Inflation	Essential Packages
100-00-00-00000	Operations	050	0	Fundshifts	Essential Packages
100-00-00-00000	Operations	060	0	Technical Adjustments	Essential Packages
100-00-00-00000	Operations	070	0	Revenue Shortfalls	Policy Packages
100-00-00-00000	Operations	082	0	September 2012 E-Board	Policy Packages
100-00-00-00000	Operations	083	0	December 2012 E-Board	Policy Packages
100-00-00-00000	Operations	090	0	Analyst Adjustments	Policy Packages
110-00-00-00000	Shared Services/Central Pool	010	0	Non-PICS Psnl Svc / Vacancy Factor	Essential Packages
110-00-00-00000	Shared Services/Central Pool	021	0	Phase-in	Essential Packages
110-00-00-00000	Shared Services/Central Pool	022	0	Phase-out Pgm & One-time Costs	Essential Packages
110-00-00-00000	Shared Services/Central Pool	031	0	Standard Inflation	Essential Packages
110-00-00-00000	Shared Services/Central Pool	032	0	Above Standard Inflation	Essential Packages
110-00-00-00000	Shared Services/Central Pool	033	0	Exceptional Inflation	Essential Packages
110-00-00-00000	Shared Services/Central Pool	050	0	Fundshifts	Essential Packages
110-00-00-00000	Shared Services/Central Pool	060	0	Technical Adjustments	Essential Packages
110-00-00-00000	Shared Services/Central Pool	070	0	Revenue Shortfalls	Policy Packages
110-00-00-00000	Shared Services/Central Pool	081	0	May 2012 E-Board	Policy Packages

Oregon Business Development Department

Summary Cross Reference Listing and Packages

2013-15 Biennium

Agency Number: 12300

BAM Analyst: Brickman, Tamara

Budget Coordinator: Addison, Shannon - (503)986-0017

Cross Reference Number	Cross Reference Description	Package Number	Priority	Package Description	Package Group
110-00-00-00000	Shared Services/Central Pool	082	0	September 2012 E-Board	Policy Packages
110-00-00-00000	Shared Services/Central Pool	083	0	December 2012 E-Board	Policy Packages
110-00-00-00000	Shared Services/Central Pool	090	0	Analyst Adjustments	Policy Packages
110-00-00-00000	Shared Services/Central Pool	091	0	Statewide Administrative Savings	Policy Packages
110-00-00-00000	Shared Services/Central Pool	092	0	PERS Taxation Policy	Policy Packages
110-00-00-00000	Shared Services/Central Pool	093	0	Other PERS Adjustments	Policy Packages
110-00-00-00000	Shared Services/Central Pool	102	0	SPWF Re-capitalization	Policy Packages
110-00-00-00000	Shared Services/Central Pool	107	0	Brownfields Recapitalization	Policy Packages
110-00-00-00000	Shared Services/Central Pool	108	0	IT Security and Standards Compliance	Policy Packages
200-00-00-00000	Oregon Community Development Fund	010	0	Non-PICS Psnl Svc / Vacancy Factor	Essential Packages
200-00-00-00000	Oregon Community Development Fund	021	0	Phase-in	Essential Packages
200-00-00-00000	Oregon Community Development Fund	022	0	Phase-out Pgm & One-time Costs	Essential Packages
200-00-00-00000	Oregon Community Development Fund	031	0	Standard Inflation	Essential Packages
200-00-00-00000	Oregon Community Development Fund	032	0	Above Standard Inflation	Essential Packages
200-00-00-00000	Oregon Community Development Fund	033	0	Exceptional Inflation	Essential Packages
200-00-00-00000	Oregon Community Development Fund	050	0	Fundshifts	Essential Packages
200-00-00-00000	Oregon Community Development Fund	060	0	Technical Adjustments	Essential Packages
200-00-00-00000	Oregon Community Development Fund	070	0	Revenue Shortfalls	Policy Packages
200-00-00-00000	Oregon Community Development Fund	082	0	September 2012 E-Board	Policy Packages
200-00-00-00000	Oregon Community Development Fund	083	0	December 2012 E-Board	Policy Packages
200-00-00-00000	Oregon Community Development Fund	090	0	Analyst Adjustments	Policy Packages
210-00-00-00000	Business, Innovation, Trade	010	0	Non-PICS Psnl Svc / Vacancy Factor	Essential Packages

Oregon Business Development Department

Summary Cross Reference Listing and Packages

2013-15 Biennium

Agency Number: 12300

BAM Analyst: Brickman, Tamara

Budget Coordinator: Addison, Shannon - (503)986-0017

Cross Reference Number	Cross Reference Description	Package Number	Priority	Package Description	Package Group
210-00-00-00000	Business, Innovation, Trade	021	0	Phase-in	Essential Packages
210-00-00-00000	Business, Innovation, Trade	022	0	Phase-out Pgm & One-time Costs	Essential Packages
210-00-00-00000	Business, Innovation, Trade	031	0	Standard Inflation	Essential Packages
210-00-00-00000	Business, Innovation, Trade	032	0	Above Standard Inflation	Essential Packages
210-00-00-00000	Business, Innovation, Trade	033	0	Exceptional Inflation	Essential Packages
210-00-00-00000	Business, Innovation, Trade	050	0	Fundshifts	Essential Packages
210-00-00-00000	Business, Innovation, Trade	060	0	Technical Adjustments	Essential Packages
210-00-00-00000	Business, Innovation, Trade	070	0	Revenue Shortfalls	Policy Packages
210-00-00-00000	Business, Innovation, Trade	081	0	May 2012 E-Board	Policy Packages
210-00-00-00000	Business, Innovation, Trade	082	0	September 2012 E-Board	Policy Packages
210-00-00-00000	Business, Innovation, Trade	083	0	December 2012 E-Board	Policy Packages
210-00-00-00000	Business, Innovation, Trade	090	0	Analyst Adjustments	Policy Packages
210-00-00-00000	Business, Innovation, Trade	091	0	Statewide Administrative Savings	Policy Packages
210-00-00-00000	Business, Innovation, Trade	092	0	PERS Taxation Policy	Policy Packages
210-00-00-00000	Business, Innovation, Trade	093	0	Other PERS Adjustments	Policy Packages
210-00-00-00000	Business, Innovation, Trade	101	0	Oregon Innovation Council	Policy Packages
210-00-00-00000	Business, Innovation, Trade	102	0	SPWF Re-capitalization	Policy Packages
210-00-00-00000	Business, Innovation, Trade	103	0	Industry Competitiveness	Policy Packages
210-00-00-00000	Business, Innovation, Trade	104	0	Strategic Reserve Fund	Policy Packages
210-00-00-00000	Business, Innovation, Trade	105	0	Industrial Land Readiness and Site Certification	Policy Packages
210-00-00-00000	Business, Innovation, Trade	106	0	OMWESB	Policy Packages
210-00-00-00000	Business, Innovation, Trade	107	0	Brownfields Recapitalization	Policy Packages

Oregon Business Development Department

Summary Cross Reference Listing and Packages

2013-15 Biennium

Agency Number: 12300

BAM Analyst: Brickman, Tamara

Budget Coordinator: Addison, Shannon - (503)986-0017

Cross Reference Number	Cross Reference Description	Package Number	Priority	Package Description	Package Group
300-00-00-00000	Infrastructure Financing Authority	010	0	Non-PICS Psnl Svc / Vacancy Factor	Essential Packages
300-00-00-00000	Infrastructure Financing Authority	021	0	Phase-in	Essential Packages
300-00-00-00000	Infrastructure Financing Authority	022	0	Phase-out Pgm & One-time Costs	Essential Packages
300-00-00-00000	Infrastructure Financing Authority	031	0	Standard Inflation	Essential Packages
300-00-00-00000	Infrastructure Financing Authority	032	0	Above Standard Inflation	Essential Packages
300-00-00-00000	Infrastructure Financing Authority	033	0	Exceptional Inflation	Essential Packages
300-00-00-00000	Infrastructure Financing Authority	050	0	Fundshifts	Essential Packages
300-00-00-00000	Infrastructure Financing Authority	060	0	Technical Adjustments	Essential Packages
300-00-00-00000	Infrastructure Financing Authority	070	0	Revenue Shortfalls	Policy Packages
300-00-00-00000	Infrastructure Financing Authority	081	0	May 2012 E-Board	Policy Packages
300-00-00-00000	Infrastructure Financing Authority	082	0	September 2012 E-Board	Policy Packages
300-00-00-00000	Infrastructure Financing Authority	083	0	December 2012 E-Board	Policy Packages
300-00-00-00000	Infrastructure Financing Authority	090	0	Analyst Adjustments	Policy Packages
300-00-00-00000	Infrastructure Financing Authority	091	0	Statewide Administrative Savings	Policy Packages
300-00-00-00000	Infrastructure Financing Authority	092	0	PERS Taxation Policy	Policy Packages
300-00-00-00000	Infrastructure Financing Authority	093	0	Other PERS Adjustments	Policy Packages
300-00-00-00000	Infrastructure Financing Authority	102	0	SPWF Re-capitalization	Policy Packages
300-00-00-00000	Infrastructure Financing Authority	108	0	IT Security and Standards Compliance	Policy Packages
300-00-00-00000	Infrastructure Financing Authority	109	0	Rural Capacity	Policy Packages
300-00-00-00000	Infrastructure Financing Authority	475	0	Transfer of Seismic Rehabilitation Grant Program	Policy Packages
300-00-00-00000	Infrastructure Financing Authority	476	0	Seismic Rehabilitation Debt	Policy Packages
500-00-00-00000	Film and Video	010	0	Non-PICS Psnl Svc / Vacancy Factor	Essential Packages

Oregon Business Development Department

**Summary Cross Reference Listing and Packages
2013-15 Biennium**

**Agency Number: 12300
BAM Analyst: Brickman, Tamara
Budget Coordinator: Addison, Shannon - (503)986-0017**

Cross Reference Number	Cross Reference Description	Package Number	Priority	Package Description	Package Group
500-00-00-00000	Film and Video	021	0	Phase-in	Essential Packages
500-00-00-00000	Film and Video	022	0	Phase-out Pgm & One-time Costs	Essential Packages
500-00-00-00000	Film and Video	031	0	Standard Inflation	Essential Packages
500-00-00-00000	Film and Video	032	0	Above Standard Inflation	Essential Packages
500-00-00-00000	Film and Video	033	0	Exceptional Inflation	Essential Packages
500-00-00-00000	Film and Video	050	0	Fundshifts	Essential Packages
500-00-00-00000	Film and Video	060	0	Technical Adjustments	Essential Packages
500-00-00-00000	Film and Video	070	0	Revenue Shortfalls	Policy Packages
500-00-00-00000	Film and Video	082	0	September 2012 E-Board	Policy Packages
500-00-00-00000	Film and Video	083	0	December 2012 E-Board	Policy Packages
500-00-00-00000	Film and Video	090	0	Analyst Adjustments	Policy Packages
500-00-00-00000	Film and Video	091	0	Statewide Administrative Savings	Policy Packages
500-00-00-00000	Film and Video	092	0	PERS Taxation Policy	Policy Packages
500-00-00-00000	Film and Video	093	0	Other PERS Adjustments	Policy Packages
600-00-00-00000	Arts	010	0	Non-PICS Psnl Svc / Vacancy Factor	Essential Packages
600-00-00-00000	Arts	021	0	Phase-in	Essential Packages
600-00-00-00000	Arts	022	0	Phase-out Pgm & One-time Costs	Essential Packages
600-00-00-00000	Arts	031	0	Standard Inflation	Essential Packages
600-00-00-00000	Arts	032	0	Above Standard Inflation	Essential Packages
600-00-00-00000	Arts	033	0	Exceptional Inflation	Essential Packages
600-00-00-00000	Arts	050	0	Fundshifts	Essential Packages
600-00-00-00000	Arts	060	0	Technical Adjustments	Essential Packages

Oregon Business Development Department

Summary Cross Reference Listing and Packages
2013-15 Biennium

Agency Number: 12300
BAM Analyst: Brickman, Tamara
Budget Coordinator: Addison, Shannon - (503)986-0017

Cross Reference Number	Cross Reference Description	Package Number	Priority	Package Description	Package Group
600-00-00-00000	Arts	070	0	Revenue Shortfalls	Policy Packages
600-00-00-00000	Arts	081	0	May 2012 E-Board	Policy Packages
600-00-00-00000	Arts	082	0	September 2012 E-Board	Policy Packages
600-00-00-00000	Arts	083	0	December 2012 E-Board	Policy Packages
600-00-00-00000	Arts	090	0	Analyst Adjustments	Policy Packages
600-00-00-00000	Arts	091	0	Statewide Administrative Savings	Policy Packages
600-00-00-00000	Arts	092	0	PERS Taxation Policy	Policy Packages
600-00-00-00000	Arts	093	0	Other PERS Adjustments	Policy Packages
800-00-00-00000	Legislatively Directed Appropriations	010	0	Non-PICS Psnl Svc / Vacancy Factor	Essential Packages
800-00-00-00000	Legislatively Directed Appropriations	021	0	Phase-in	Essential Packages
800-00-00-00000	Legislatively Directed Appropriations	022	0	Phase-out Pgm & One-time Costs	Essential Packages
800-00-00-00000	Legislatively Directed Appropriations	031	0	Standard Inflation	Essential Packages
800-00-00-00000	Legislatively Directed Appropriations	032	0	Above Standard Inflation	Essential Packages
800-00-00-00000	Legislatively Directed Appropriations	033	0	Exceptional Inflation	Essential Packages
800-00-00-00000	Legislatively Directed Appropriations	050	0	Fundshifts	Essential Packages
800-00-00-00000	Legislatively Directed Appropriations	060	0	Technical Adjustments	Essential Packages
800-00-00-00000	Legislatively Directed Appropriations	070	0	Revenue Shortfalls	Policy Packages
800-00-00-00000	Legislatively Directed Appropriations	082	0	September 2012 E-Board	Policy Packages
800-00-00-00000	Legislatively Directed Appropriations	083	0	December 2012 E-Board	Policy Packages
800-00-00-00000	Legislatively Directed Appropriations	090	0	Analyst Adjustments	Policy Packages
800-00-00-00000	Legislatively Directed Appropriations	091	0	Statewide Administrative Savings	Policy Packages
800-00-00-00000	Legislatively Directed Appropriations	092	0	PERS Taxation Policy	Policy Packages

Oregon Business Development Department

**Summary Cross Reference Listing and Packages
2013-15 Biennium**

Agency Number: 12300

BAM Analyst: Brickman, Tamara

Budget Coordinator: Addison, Shannon - (503)986-0017

Cross Reference Number	Cross Reference Description	Package Number	Priority	Package Description	Package Group
800-00-00-00000	Legislatively Directed Appropriations	093	0	Other PERS Adjustments	Policy Packages
900-00-00-00000	Lottery Bond Debt Service	010	0	Non-PICS Psnl Svc / Vacancy Factor	Essential Packages
900-00-00-00000	Lottery Bond Debt Service	021	0	Phase-in	Essential Packages
900-00-00-00000	Lottery Bond Debt Service	022	0	Phase-out Pgm & One-time Costs	Essential Packages
900-00-00-00000	Lottery Bond Debt Service	031	0	Standard Inflation	Essential Packages
900-00-00-00000	Lottery Bond Debt Service	032	0	Above Standard Inflation	Essential Packages
900-00-00-00000	Lottery Bond Debt Service	033	0	Exceptional Inflation	Essential Packages
900-00-00-00000	Lottery Bond Debt Service	050	0	Fundshifts	Essential Packages
900-00-00-00000	Lottery Bond Debt Service	060	0	Technical Adjustments	Essential Packages
900-00-00-00000	Lottery Bond Debt Service	070	0	Revenue Shortfalls	Policy Packages
900-00-00-00000	Lottery Bond Debt Service	082	0	September 2012 E-Board	Policy Packages
900-00-00-00000	Lottery Bond Debt Service	083	0	December 2012 E-Board	Policy Packages
900-00-00-00000	Lottery Bond Debt Service	090	0	Analyst Adjustments	Policy Packages
900-00-00-00000	Lottery Bond Debt Service	091	0	Statewide Administrative Savings	Policy Packages
900-00-00-00000	Lottery Bond Debt Service	092	0	PERS Taxation Policy	Policy Packages
900-00-00-00000	Lottery Bond Debt Service	093	0	Other PERS Adjustments	Policy Packages
900-00-00-00000	Lottery Bond Debt Service	102	0	SPWF Re-capitalization	Policy Packages
900-00-00-00000	Lottery Bond Debt Service	106	0	OMWESB	Policy Packages
900-00-00-00000	Lottery Bond Debt Service	107	0	Brownfields Recapitalization	Policy Packages
910-00-00-00000	Telecommunications - SB 622	010	0	Non-PICS Psnl Svc / Vacancy Factor	Essential Packages
910-00-00-00000	Telecommunications - SB 622	021	0	Phase-in	Essential Packages
910-00-00-00000	Telecommunications - SB 622	022	0	Phase-out Pgm & One-time Costs	Essential Packages

Oregon Business Development Department

Summary Cross Reference Listing and Packages
2013-15 Biennium

Agency Number: 12300

BAM Analyst: Brickman, Tamara

Budget Coordinator: Addison, Shannon - (503)986-0017

Cross Reference Number	Cross Reference Description	Package Number	Priority	Package Description	Package Group
910-00-00-00000	Telecommunications - SB 622	031	0	Standard Inflation	Essential Packages
910-00-00-00000	Telecommunications - SB 622	032	0	Above Standard Inflation	Essential Packages
910-00-00-00000	Telecommunications - SB 622	033	0	Exceptional Inflation	Essential Packages
910-00-00-00000	Telecommunications - SB 622	050	0	Fundshifts	Essential Packages
910-00-00-00000	Telecommunications - SB 622	060	0	Technical Adjustments	Essential Packages
910-00-00-00000	Telecommunications - SB 622	070	0	Revenue Shortfalls	Policy Packages
910-00-00-00000	Telecommunications - SB 622	082	0	September 2012 E-Board	Policy Packages
910-00-00-00000	Telecommunications - SB 622	083	0	December 2012 E-Board	Policy Packages
910-00-00-00000	Telecommunications - SB 622	090	0	Analyst Adjustments	Policy Packages
910-00-00-00000	Telecommunications - SB 622	091	0	Statewide Administrative Savings	Policy Packages
910-00-00-00000	Telecommunications - SB 622	092	0	PERS Taxation Policy	Policy Packages
910-00-00-00000	Telecommunications - SB 622	093	0	Other PERS Adjustments	Policy Packages

Oregon Business Development Department

Summary Cross Reference Listing and Packages

2013-15 Biennium

Agency Number: 12300

BAM Analyst: Brickman, Tamara

Budget Coordinator: Addison, Shannon - (503)986-0017

Cross Reference Number	Cross Reference Description	Package Number	Priority	Package Description	Package Group
100-00-00-00000	Operations	010	0	Non-PICS Psnl Svc / Vacancy Factor	Essential Packages
100-00-00-00000	Operations	021	0	Phase-in	Essential Packages
100-00-00-00000	Operations	022	0	Phase-out Pgm & One-time Costs	Essential Packages
100-00-00-00000	Operations	031	0	Standard Inflation	Essential Packages
100-00-00-00000	Operations	032	0	Above Standard Inflation	Essential Packages
100-00-00-00000	Operations	033	0	Exceptional Inflation	Essential Packages
100-00-00-00000	Operations	050	0	Fundshifts	Essential Packages
100-00-00-00000	Operations	060	0	Technical Adjustments	Essential Packages
100-00-00-00000	Operations	070	0	Revenue Shortfalls	Policy Packages
100-00-00-00000	Operations	082	0	September 2012 E-Board	Policy Packages
100-00-00-00000	Operations	083	0	December 2012 E-Board	Policy Packages
100-00-00-00000	Operations	090	0	Analyst Adjustments	Policy Packages
110-00-00-00000	Shared Services/Central Pool	010	0	Non-PICS Psnl Svc / Vacancy Factor	Essential Packages
110-00-00-00000	Shared Services/Central Pool	021	0	Phase-in	Essential Packages
110-00-00-00000	Shared Services/Central Pool	022	0	Phase-out Pgm & One-time Costs	Essential Packages
110-00-00-00000	Shared Services/Central Pool	031	0	Standard Inflation	Essential Packages
110-00-00-00000	Shared Services/Central Pool	032	0	Above Standard Inflation	Essential Packages
110-00-00-00000	Shared Services/Central Pool	033	0	Exceptional Inflation	Essential Packages
110-00-00-00000	Shared Services/Central Pool	050	0	Fundshifts	Essential Packages
110-00-00-00000	Shared Services/Central Pool	060	0	Technical Adjustments	Essential Packages
110-00-00-00000	Shared Services/Central Pool	070	0	Revenue Shortfalls	Policy Packages
110-00-00-00000	Shared Services/Central Pool	081	0	May 2012 E-Board	Policy Packages

Oregon Business Development Department

**Summary Cross Reference Listing and Packages
2013-15 Biennium**

Agency Number: 12300

BAM Analyst: Brickman, Tamara

Budget Coordinator: Addison, Shannon - (503)986-0017

Cross Reference Number	Cross Reference Description	Package Number	Priority	Package Description	Package Group
110-00-00-00000	Shared Services/Central Pool	082	0	September 2012 E-Board	Policy Packages
110-00-00-00000	Shared Services/Central Pool	083	0	December 2012 E-Board	Policy Packages
110-00-00-00000	Shared Services/Central Pool	090	0	Analyst Adjustments	Policy Packages
110-00-00-00000	Shared Services/Central Pool	091	0	Statewide Administrative Savings	Policy Packages
110-00-00-00000	Shared Services/Central Pool	092	0	PERS Taxation Policy	Policy Packages
110-00-00-00000	Shared Services/Central Pool	093	0	Other PERS Adjustments	Policy Packages
110-00-00-00000	Shared Services/Central Pool	102	0	SPWF Re-capitalization	Policy Packages
110-00-00-00000	Shared Services/Central Pool	107	0	Brownfields Recapitalization	Policy Packages
110-00-00-00000	Shared Services/Central Pool	108	0	IT Security and Standards Compliance	Policy Packages
200-00-00-00000	Oregon Community Development Fund	010	0	Non-PICS Psnl Svc / Vacancy Factor	Essential Packages
200-00-00-00000	Oregon Community Development Fund	021	0	Phase-in	Essential Packages
200-00-00-00000	Oregon Community Development Fund	022	0	Phase-out Pgm & One-time Costs	Essential Packages
200-00-00-00000	Oregon Community Development Fund	031	0	Standard Inflation	Essential Packages
200-00-00-00000	Oregon Community Development Fund	032	0	Above Standard Inflation	Essential Packages
200-00-00-00000	Oregon Community Development Fund	033	0	Exceptional Inflation	Essential Packages
200-00-00-00000	Oregon Community Development Fund	050	0	Fundshifts	Essential Packages
200-00-00-00000	Oregon Community Development Fund	060	0	Technical Adjustments	Essential Packages
200-00-00-00000	Oregon Community Development Fund	070	0	Revenue Shortfalls	Policy Packages
200-00-00-00000	Oregon Community Development Fund	082	0	September 2012 E-Board	Policy Packages
200-00-00-00000	Oregon Community Development Fund	083	0	December 2012 E-Board	Policy Packages
200-00-00-00000	Oregon Community Development Fund	090	0	Analyst Adjustments	Policy Packages
210-00-00-00000	Business, Innovation, Trade	010	0	Non-PICS Psnl Svc / Vacancy Factor	Essential Packages

Oregon Business Development Department

**Summary Cross Reference Listing and Packages
2013-15 Biennium**

Agency Number: 12300

BAM Analyst: Brickman, Tamara

Budget Coordinator: Addison, Shannon - (503)986-0017

Cross Reference Number	Cross Reference Description	Package Number	Priority	Package Description	Package Group
210-00-00-00000	Business, Innovation, Trade	021	0	Phase-in	Essential Packages
210-00-00-00000	Business, Innovation, Trade	022	0	Phase-out Pgm & One-time Costs	Essential Packages
210-00-00-00000	Business, Innovation, Trade	031	0	Standard Inflation	Essential Packages
210-00-00-00000	Business, Innovation, Trade	032	0	Above Standard Inflation	Essential Packages
210-00-00-00000	Business, Innovation, Trade	033	0	Exceptional Inflation	Essential Packages
210-00-00-00000	Business, Innovation, Trade	050	0	Fundshifts	Essential Packages
210-00-00-00000	Business, Innovation, Trade	060	0	Technical Adjustments	Essential Packages
210-00-00-00000	Business, Innovation, Trade	070	0	Revenue Shortfalls	Policy Packages
210-00-00-00000	Business, Innovation, Trade	081	0	May 2012 E-Board	Policy Packages
210-00-00-00000	Business, Innovation, Trade	082	0	September 2012 E-Board	Policy Packages
210-00-00-00000	Business, Innovation, Trade	083	0	December 2012 E-Board	Policy Packages
210-00-00-00000	Business, Innovation, Trade	090	0	Analyst Adjustments	Policy Packages
210-00-00-00000	Business, Innovation, Trade	091	0	Statewide Administrative Savings	Policy Packages
210-00-00-00000	Business, Innovation, Trade	092	0	PERS Taxation Policy	Policy Packages
210-00-00-00000	Business, Innovation, Trade	093	0	Other PERS Adjustments	Policy Packages
210-00-00-00000	Business, Innovation, Trade	101	0	Oregon Innovation Council	Policy Packages
210-00-00-00000	Business, Innovation, Trade	102	0	SPWF Re-capitalization	Policy Packages
210-00-00-00000	Business, Innovation, Trade	103	0	Industry Competitiveness	Policy Packages
210-00-00-00000	Business, Innovation, Trade	104	0	Strategic Reserve Fund	Policy Packages
210-00-00-00000	Business, Innovation, Trade	105	0	Industrial Land Readiness and Site Certification	Policy Packages
210-00-00-00000	Business, Innovation, Trade	106	0	OMWESB	Policy Packages
210-00-00-00000	Business, Innovation, Trade	107	0	Brownfields Recapitalization	Policy Packages

Oregon Business Development Department

Summary Cross Reference Listing and Packages

2013-15 Biennium

Agency Number: 12300

BAM Analyst: Brickman, Tamara

Budget Coordinator: Addison, Shannon - (503)986-0017

Cross Reference Number	Cross Reference Description	Package Number	Priority	Package Description	Package Group
300-00-00-00000	Infrastructure Financing Authority	010	0	Non-PICS Psnl Svc / Vacancy Factor	Essential Packages
300-00-00-00000	Infrastructure Financing Authority	021	0	Phase-in	Essential Packages
300-00-00-00000	Infrastructure Financing Authority	022	0	Phase-out Pgm & One-time Costs	Essential Packages
300-00-00-00000	Infrastructure Financing Authority	031	0	Standard Inflation	Essential Packages
300-00-00-00000	Infrastructure Financing Authority	032	0	Above Standard Inflation	Essential Packages
300-00-00-00000	Infrastructure Financing Authority	033	0	Exceptional Inflation	Essential Packages
300-00-00-00000	Infrastructure Financing Authority	050	0	Fundshifts	Essential Packages
300-00-00-00000	Infrastructure Financing Authority	060	0	Technical Adjustments	Essential Packages
300-00-00-00000	Infrastructure Financing Authority	070	0	Revenue Shortfalls	Policy Packages
300-00-00-00000	Infrastructure Financing Authority	081	0	May 2012 E-Board	Policy Packages
300-00-00-00000	Infrastructure Financing Authority	082	0	September 2012 E-Board	Policy Packages
300-00-00-00000	Infrastructure Financing Authority	083	0	December 2012 E-Board	Policy Packages
300-00-00-00000	Infrastructure Financing Authority	090	0	Analyst Adjustments	Policy Packages
300-00-00-00000	Infrastructure Financing Authority	091	0	Statewide Administrative Savings	Policy Packages
300-00-00-00000	Infrastructure Financing Authority	092	0	PERS Taxation Policy	Policy Packages
300-00-00-00000	Infrastructure Financing Authority	093	0	Other PERS Adjustments	Policy Packages
300-00-00-00000	Infrastructure Financing Authority	102	0	SPWF Re-capitalization	Policy Packages
300-00-00-00000	Infrastructure Financing Authority	108	0	IT Security and Standards Compliance	Policy Packages
300-00-00-00000	Infrastructure Financing Authority	109	0	Rural Capacity	Policy Packages
300-00-00-00000	Infrastructure Financing Authority	475	0	Transfer of Seismic Rehabilitation Grant Program	Policy Packages
300-00-00-00000	Infrastructure Financing Authority	476	0	Seismic Rehabilitation Debt	Policy Packages
500-00-00-00000	Film and Video	010	0	Non-PICS Psnl Svc / Vacancy Factor	Essential Packages

Oregon Business Development Department

**Summary Cross Reference Listing and Packages
2013-15 Biennium**

Agency Number: 12300

BAM Analyst: Brickman, Tamara

Budget Coordinator: Addison, Shannon - (503)986-0017

Cross Reference Number	Cross Reference Description	Package Number	Priority	Package Description	Package Group
500-00-00-00000	Film and Video	021	0	Phase-in	Essential Packages
500-00-00-00000	Film and Video	022	0	Phase-out Pgm & One-time Costs	Essential Packages
500-00-00-00000	Film and Video	031	0	Standard Inflation	Essential Packages
500-00-00-00000	Film and Video	032	0	Above Standard Inflation	Essential Packages
500-00-00-00000	Film and Video	033	0	Exceptional Inflation	Essential Packages
500-00-00-00000	Film and Video	050	0	Fundshifts	Essential Packages
500-00-00-00000	Film and Video	060	0	Technical Adjustments	Essential Packages
500-00-00-00000	Film and Video	070	0	Revenue Shortfalls	Policy Packages
500-00-00-00000	Film and Video	082	0	September 2012 E-Board	Policy Packages
500-00-00-00000	Film and Video	083	0	December 2012 E-Board	Policy Packages
500-00-00-00000	Film and Video	090	0	Analyst Adjustments	Policy Packages
500-00-00-00000	Film and Video	091	0	Statewide Administrative Savings	Policy Packages
500-00-00-00000	Film and Video	092	0	PERS Taxation Policy	Policy Packages
500-00-00-00000	Film and Video	093	0	Other PERS Adjustments	Policy Packages
600-00-00-00000	Arts	010	0	Non-PICS Psnl Svc / Vacancy Factor	Essential Packages
600-00-00-00000	Arts	021	0	Phase-in	Essential Packages
600-00-00-00000	Arts	022	0	Phase-out Pgm & One-time Costs	Essential Packages
600-00-00-00000	Arts	031	0	Standard Inflation	Essential Packages
600-00-00-00000	Arts	032	0	Above Standard Inflation	Essential Packages
600-00-00-00000	Arts	033	0	Exceptional Inflation	Essential Packages
600-00-00-00000	Arts	050	0	Fundshifts	Essential Packages
600-00-00-00000	Arts	060	0	Technical Adjustments	Essential Packages

Oregon Business Development Department

Summary Cross Reference Listing and Packages
2013-15 Biennium

Agency Number: 12300
BAM Analyst: Brickman, Tamara
Budget Coordinator: Addison, Shannon - (503)986-0017

Cross Reference Number	Cross Reference Description	Package Number	Priority	Package Description	Package Group
600-00-00-00000	Arts	070	0	Revenue Shortfalls	Policy Packages
600-00-00-00000	Arts	081	0	May 2012 E-Board	Policy Packages
600-00-00-00000	Arts	082	0	September 2012 E-Board	Policy Packages
600-00-00-00000	Arts	083	0	December 2012 E-Board	Policy Packages
600-00-00-00000	Arts	090	0	Analyst Adjustments	Policy Packages
600-00-00-00000	Arts	091	0	Statewide Administrative Savings	Policy Packages
600-00-00-00000	Arts	092	0	PERS Taxation Policy	Policy Packages
600-00-00-00000	Arts	093	0	Other PERS Adjustments	Policy Packages
800-00-00-00000	Legislatively Directed Appropriations	010	0	Non-PICS Psnl Svc / Vacancy Factor	Essential Packages
800-00-00-00000	Legislatively Directed Appropriations	021	0	Phase-in	Essential Packages
800-00-00-00000	Legislatively Directed Appropriations	022	0	Phase-out Pgm & One-time Costs	Essential Packages
800-00-00-00000	Legislatively Directed Appropriations	031	0	Standard Inflation	Essential Packages
800-00-00-00000	Legislatively Directed Appropriations	032	0	Above Standard Inflation	Essential Packages
800-00-00-00000	Legislatively Directed Appropriations	033	0	Exceptional Inflation	Essential Packages
800-00-00-00000	Legislatively Directed Appropriations	050	0	Fundshifts	Essential Packages
800-00-00-00000	Legislatively Directed Appropriations	060	0	Technical Adjustments	Essential Packages
800-00-00-00000	Legislatively Directed Appropriations	070	0	Revenue Shortfalls	Policy Packages
800-00-00-00000	Legislatively Directed Appropriations	082	0	September 2012 E-Board	Policy Packages
800-00-00-00000	Legislatively Directed Appropriations	083	0	December 2012 E-Board	Policy Packages
800-00-00-00000	Legislatively Directed Appropriations	090	0	Analyst Adjustments	Policy Packages
800-00-00-00000	Legislatively Directed Appropriations	091	0	Statewide Administrative Savings	Policy Packages
800-00-00-00000	Legislatively Directed Appropriations	092	0	PERS Taxation Policy	Policy Packages

Oregon Business Development Department

Summary Cross Reference Listing and Packages

2013-15 Biennium

Agency Number: 12300

BAM Analyst: Brickman, Tamara

Budget Coordinator: Addison, Shannon - (503)986-0017

Cross Reference Number	Cross Reference Description	Package Number	Priority	Package Description	Package Group
800-00-00-00000	Legislatively Directed Appropriations	093	0	Other PERS Adjustments	Policy Packages
900-00-00-00000	Lottery Bond Debt Service	010	0	Non-PICS Psnl Svc / Vacancy Factor	Essential Packages
900-00-00-00000	Lottery Bond Debt Service	021	0	Phase-in	Essential Packages
900-00-00-00000	Lottery Bond Debt Service	022	0	Phase-out Pgm & One-time Costs	Essential Packages
900-00-00-00000	Lottery Bond Debt Service	031	0	Standard Inflation	Essential Packages
900-00-00-00000	Lottery Bond Debt Service	032	0	Above Standard Inflation	Essential Packages
900-00-00-00000	Lottery Bond Debt Service	033	0	Exceptional Inflation	Essential Packages
900-00-00-00000	Lottery Bond Debt Service	050	0	Fundshifts	Essential Packages
900-00-00-00000	Lottery Bond Debt Service	060	0	Technical Adjustments	Essential Packages
900-00-00-00000	Lottery Bond Debt Service	070	0	Revenue Shortfalls	Policy Packages
900-00-00-00000	Lottery Bond Debt Service	082	0	September 2012 E-Board	Policy Packages
900-00-00-00000	Lottery Bond Debt Service	083	0	December 2012 E-Board	Policy Packages
900-00-00-00000	Lottery Bond Debt Service	090	0	Analyst Adjustments	Policy Packages
900-00-00-00000	Lottery Bond Debt Service	091	0	Statewide Administrative Savings	Policy Packages
900-00-00-00000	Lottery Bond Debt Service	092	0	PERS Taxation Policy	Policy Packages
900-00-00-00000	Lottery Bond Debt Service	093	0	Other PERS Adjustments	Policy Packages
900-00-00-00000	Lottery Bond Debt Service	102	0	SPWF Re-capitalization	Policy Packages
900-00-00-00000	Lottery Bond Debt Service	106	0	OMWESB	Policy Packages
900-00-00-00000	Lottery Bond Debt Service	107	0	Brownfields Recapitalization	Policy Packages
910-00-00-00000	Telecommunications - SB 622	010	0	Non-PICS Psnl Svc / Vacancy Factor	Essential Packages
910-00-00-00000	Telecommunications - SB 622	021	0	Phase-in	Essential Packages
910-00-00-00000	Telecommunications - SB 622	022	0	Phase-out Pgm & One-time Costs	Essential Packages

Oregon Business Development Department

Summary Cross Reference Listing and Packages

2013-15 Biennium

Agency Number: 12300

BAM Analyst: Brickman, Tamara

Budget Coordinator: Addison, Shannon - (503)986-0017

Cross Reference Number	Cross Reference Description	Package Number	Priority	Package Description	Package Group
910-00-00-00000	Telecommunications - SB 622	031	0	Standard Inflation	Essential Packages
910-00-00-00000	Telecommunications - SB 622	032	0	Above Standard Inflation	Essential Packages
910-00-00-00000	Telecommunications - SB 622	033	0	Exceptional Inflation	Essential Packages
910-00-00-00000	Telecommunications - SB 622	050	0	Fundshifts	Essential Packages
910-00-00-00000	Telecommunications - SB 622	060	0	Technical Adjustments	Essential Packages
910-00-00-00000	Telecommunications - SB 622	070	0	Revenue Shortfalls	Policy Packages
910-00-00-00000	Telecommunications - SB 622	082	0	September 2012 E-Board	Policy Packages
910-00-00-00000	Telecommunications - SB 622	083	0	December 2012 E-Board	Policy Packages
910-00-00-00000	Telecommunications - SB 622	090	0	Analyst Adjustments	Policy Packages
910-00-00-00000	Telecommunications - SB 622	091	0	Statewide Administrative Savings	Policy Packages
910-00-00-00000	Telecommunications - SB 622	092	0	PERS Taxation Policy	Policy Packages
910-00-00-00000	Telecommunications - SB 622	093	0	Other PERS Adjustments	Policy Packages

Oregon Business Development Department

**Policy Package List by Priority
2013-15 Biennium**

Agency Number: 12300

BAM Analyst: Brickman, Tamara

Budget Coordinator: Addison, Shannon - (503)986-0017

<i>Priority</i>	<i>Policy Pkg Number</i>	<i>Policy Pkg Description</i>	<i>Summary Cross Reference Number</i>	<i>Cross Reference Description</i>
0	070	Revenue Shortfalls	110-00-00-00000	Shared Services/Central Pool
			210-00-00-00000	Business, Innovation, Trade
			300-00-00-00000	Infrastructure Financing Authority
			500-00-00-00000	Film and Video
			600-00-00-00000	Arts
			800-00-00-00000	Legislatively Directed Appropriations
			900-00-00-00000	Lottery Bond Debt Service
			910-00-00-00000	Telecommunications - SB 622
			110-00-00-00000	Shared Services/Central Pool
	081	May 2012 E-Board	210-00-00-00000	Business, Innovation, Trade
			300-00-00-00000	Infrastructure Financing Authority
			600-00-00-00000	Arts
	082	September 2012 E-Board	110-00-00-00000	Shared Services/Central Pool
			210-00-00-00000	Business, Innovation, Trade
			300-00-00-00000	Infrastructure Financing Authority
			500-00-00-00000	Film and Video
			600-00-00-00000	Arts
			800-00-00-00000	Legislatively Directed Appropriations
900-00-00-00000			Lottery Bond Debt Service	
910-00-00-00000			Telecommunications - SB 622	
110-00-00-00000			Shared Services/Central Pool	
083	December 2012 E-Board	210-00-00-00000	Business, Innovation, Trade	
		300-00-00-00000	Infrastructure Financing Authority	

Oregon Business Development Department

Policy Package List by Priority
2013-15 Biennium

Agency Number: 12300

BAM Analyst: Brickman, Tamara

Budget Coordinator: Addison, Shannon - (503)986-0017

<i>Priority</i>	<i>Policy Pkg Number</i>	<i>Policy Pkg Description</i>	<i>Summary Cross Reference Number</i>	<i>Cross Reference Description</i>
0	083	December 2012 E-Board	500-00-00-00000	Film and Video
			600-00-00-00000	Arts
			800-00-00-00000	Legislatively Directed Appropriations
			900-00-00-00000	Lottery Bond Debt Service
			910-00-00-00000	Telecommunications - SB 622
	090	Analyst Adjustments	110-00-00-00000	Shared Services/Central Pool
			210-00-00-00000	Business, Innovation, Trade
			300-00-00-00000	Infrastructure Financing Authority
			500-00-00-00000	Film and Video
			600-00-00-00000	Arts
			800-00-00-00000	Legislatively Directed Appropriations
			900-00-00-00000	Lottery Bond Debt Service
			910-00-00-00000	Telecommunications - SB 622
	091	Statewide Administrative Savings	110-00-00-00000	Shared Services/Central Pool
			210-00-00-00000	Business, Innovation, Trade
			300-00-00-00000	Infrastructure Financing Authority
			500-00-00-00000	Film and Video
			600-00-00-00000	Arts
			800-00-00-00000	Legislatively Directed Appropriations
			900-00-00-00000	Lottery Bond Debt Service
			910-00-00-00000	Telecommunications - SB 622
	092	PERS Taxation Policy	110-00-00-00000	Shared Services/Central Pool
			210-00-00-00000	Business, Innovation, Trade

Oregon Business Development Department

**Policy Package List by Priority
2013-15 Biennium**

Agency Number: 12300

BAM Analyst: Brickman, Tamara

Budget Coordinator: Addison, Shannon - (503)986-0017

<i>Priority</i>	<i>Policy Pkg Number</i>	<i>Policy Pkg Description</i>	<i>Summary Cross Reference Number</i>	<i>Cross Reference Description</i>		
0	092	PERS Taxation Policy	300-00-00-00000	Infrastructure Financing Authority		
			500-00-00-00000	Film and Video		
			600-00-00-00000	Arts		
			800-00-00-00000	Legislatively Directed Appropriations		
			900-00-00-00000	Lottery Bond Debt Service		
			910-00-00-00000	Telecommunications - SB 622		
			093	Other PERS Adjustments	110-00-00-00000	Shared Services/Central Pool
					210-00-00-00000	Business, Innovation, Trade
					300-00-00-00000	Infrastructure Financing Authority
					500-00-00-00000	Film and Video
	600-00-00-00000	Arts				
	800-00-00-00000	Legislatively Directed Appropriations				
	900-00-00-00000	Lottery Bond Debt Service				
	910-00-00-00000	Telecommunications - SB 622				
	101	Oregon Innovation Council			210-00-00-00000	Business, Innovation, Trade
	102	SPWF Re-capitalization			110-00-00-00000	Shared Services/Central Pool
			210-00-00-00000	Business, Innovation, Trade		
			300-00-00-00000	Infrastructure Financing Authority		
			900-00-00-00000	Lottery Bond Debt Service		
	103	Industry Competitiveness	210-00-00-00000	Business, Innovation, Trade		
104	Strategic Reserve Fund	210-00-00-00000	Business, Innovation, Trade			
105	Industrial Land Readiness and Site Certificatio	210-00-00-00000	Business, Innovation, Trade			
106	OMWESB	210-00-00-00000	Business, Innovation, Trade			

Oregon Business Development Department

Policy Package List by Priority
2013-15 Biennium

Agency Number: 12300

BAM Analyst: Brickman, Tamara

Budget Coordinator: Addison, Shannon - (503)986-0017

<i>Priority</i>	<i>Policy Pkg Number</i>	<i>Policy Pkg Description</i>	<i>Summary Cross Reference Number</i>	<i>Cross Reference Description</i>
0	106	OMWESB	900-00-00-00000	Lottery Bond Debt Service
	107	Brownfields Recapitalization	110-00-00-00000	Shared Services/Central Pool
			210-00-00-00000	Business, Innovation, Trade
			900-00-00-00000	Lottery Bond Debt Service
	108	IT Security and Standards Compliance	110-00-00-00000	Shared Services/Central Pool
			300-00-00-00000	Infrastructure Financing Authority
	109	Rural Capacity	300-00-00-00000	Infrastructure Financing Authority
	475	Transfer of Seismic Rehabilitation Grant Progr	300-00-00-00000	Infrastructure Financing Authority
	476	Seismic Rehabilitation Debt	300-00-00-00000	Infrastructure Financing Authority

Description	2009-11 Actuals	2011-13 Leg Adopted Budget	2011-13 Leg Approved Budget	2013-15 Agency Request Budget	2013-15 Governor's Budget	2013-15 Leg Adopted Budget
BEGINNING BALANCE						
0025 Beginning Balance						
4400 Lottery Funds Ltd	11,096,158	482,484	482,484	-	-	-
4430 Lottery Funds Debt Svc Ltd	291,214	(182,600)	(182,600)	3,888	3,888	-
3200 Other Funds Non-Ltd	163,293,920	156,669,077	156,669,077	69,992,345	69,992,345	-
3230 Other Funds Debt Svc Non-Ltd	36,789,435	43,304,966	43,304,966	-	-	-
3400 Other Funds Ltd	17,142,317	19,266,048	19,266,048	19,718,627	19,718,627	-
3430 Other Funds Debt Svc Ltd	1,834,282	1,094,024	1,094,024	50,935	50,935	-
6400 Federal Funds Ltd	389,481	344,496	344,496	-	-	-
All Funds	230,836,807	220,978,495	220,978,495	89,765,795	89,765,795	-
0030 Beginning Balance Adjustment						
4400 Lottery Funds Ltd	-	2,924,073	2,924,073	5,675,844	5,675,844	-
4430 Lottery Funds Debt Svc Ltd	686,190	253,481	253,481	(3,888)	144,095	-
3200 Other Funds Non-Ltd	(650,728)	(3,497,191)	(6,812,191)	75,763,104	75,763,104	-
3230 Other Funds Debt Svc Non-Ltd	(705,986)	(31,816,945)	(31,816,945)	4,600,000	4,600,000	-
3400 Other Funds Ltd	(649,271)	2,175	(375,325)	1,294,237	1,294,237	-
3430 Other Funds Debt Svc Ltd	-	-	-	(50,935)	(50,935)	-
8800 General Fund Revenue	1,300,000	-	3,692,500	-	-	-
6400 Federal Funds Ltd	-	(23,747)	(23,747)	9,111,887	9,111,887	-
All Funds	(19,795)	(32,158,154)	(32,158,154)	96,390,249	96,538,232	-
BEGINNING BALANCE						
4400 Lottery Funds Ltd	11,096,158	3,406,557	3,406,557	5,675,844	5,675,844	-
4430 Lottery Funds Debt Svc Ltd	977,404	70,881	70,881	-	147,983	-

Oregon Business Development Department

Agency Number: 12300

Budget Support - Detail Revenues and Expenditures

Cross Reference Number: 12300-000-00-00-00000

2013-15 Biennium

Oregon Business Development Department

Description	2009-11 Actuals	2011-13 Leg Adopted Budget	2011-13 Leg Approved Budget	2013-15 Agency Request Budget	2013-15 Governor's Budget	2013-15 Leg Adopted Budget
3200 Other Funds Non-Ltd	162,643,192	153,171,886	149,856,886	145,755,449	145,755,449	-
3230 Other Funds Debt Svc Non-Ltd	36,083,449	11,488,021	11,488,021	4,600,000	4,600,000	-
3400 Other Funds Ltd	16,493,046	19,268,223	18,890,723	21,012,864	21,012,864	-
3430 Other Funds Debt Svc Ltd	1,834,282	1,094,024	1,094,024	-	-	-
8800 General Fund Revenue	1,300,000	-	3,692,500	-	-	-
6400 Federal Funds Ltd	389,481	320,749	320,749	9,111,887	9,111,887	-
TOTAL BEGINNING BALANCE	\$230,817,012	\$188,820,341	\$188,820,341	\$186,156,044	\$186,304,027	-
REVENUE CATEGORIES						
GENERAL FUND APPROPRIATION						
0050 General Fund Appropriation						
8000 General Fund	8,926,280	3,851,208	3,842,479	4,014,740	4,689,607	-
8030 General Fund Debt Svc	-	-	-	-	4,537,127	-
All Funds	8,926,280	3,851,208	3,842,479	4,014,740	9,226,734	-
LICENSES AND FEES						
0205 Business Lic and Fees						
3200 Other Funds Non-Ltd	2,172	7,000	7,000	2,000	2,000	-
3400 Other Funds Ltd	-	7,500	7,500	7,500	7,500	-
All Funds	2,172	14,500	14,500	9,500	9,500	-
CHARGES FOR SERVICES						
0410 Charges for Services						
3200 Other Funds Non-Ltd	348,707	675,000	675,000	1,285,000	1,285,000	-
3400 Other Funds Ltd	238,250	915,978	915,978	177,650	177,650	-
All Funds	586,957	1,590,978	1,590,978	1,462,650	1,462,650	-

Oregon Business Development Department

Agency Number: 12300

Budget Support - Detail Revenues and Expenditures
2013-15 Biennium

Cross Reference Number: 12300-000-00-00-00000

Oregon Business Development Department

Description	2009-11 Actuals	2011-13 Leg Adopted Budget	2011-13 Leg Approved Budget	2013-15 Agency Request Budget	2013-15 Governor's Budget	2013-15 Leg Adopted Budget
FINES, RENTS AND ROYALTIES						
0510 Rents and Royalties						
3200 Other Funds Non-Ltd	6,885	-	-	-	-	-
BOND SALES						
0555 General Fund Obligation Bonds						
3400 Other Funds Ltd	-	-	-	-	30,000,000	-
0565 Lottery Bonds						
3200 Other Funds Non-Ltd	-	10,000,000	10,000,000	110,000,000	91,685,000	-
3400 Other Funds Ltd	-	106,207	106,207	1,374,995	1,133,000	-
All Funds	-	10,106,207	10,106,207	111,374,995	92,818,000	-
0570 Revenue Bonds						
3200 Other Funds Non-Ltd	40,026,294	33,031,774	33,031,774	33,031,774	33,031,774	-
0575 Refunding Bonds						
3200 Other Funds Non-Ltd	78,893	-	-	-	-	-
3230 Other Funds Debt Svc Non-Ltd	11,219,830	-	-	-	-	-
All Funds	11,298,723	-	-	-	-	-
0580 Cert of Participation						
3400 Other Funds Ltd	-	-	-	-	10,235,000	-
BOND SALES						
3200 Other Funds Non-Ltd	40,105,187	43,031,774	43,031,774	143,031,774	124,716,774	-
3230 Other Funds Debt Svc Non-Ltd	11,219,830	-	-	-	-	-
3400 Other Funds Ltd	-	106,207	106,207	1,374,995	41,368,000	-
TOTAL BOND SALES	\$51,325,017	\$43,137,981	\$43,137,981	\$144,406,769	\$166,084,774	-

Oregon Business Development Department

Agency Number: 12300

Budget Support - Detail Revenues and Expenditures
2013-15 Biennium

Cross Reference Number: 12300-000-00-00-00000

Oregon Business Development Department

Description	2009-11 Actuals	2011-13 Leg Adopted Budget	2011-13 Leg Approved Budget	2013-15 Agency Request Budget	2013-15 Governor's Budget	2013-15 Leg Adopted Budget
INTEREST EARNINGS						
0605 Interest Income						
4400 Lottery Funds Ltd	81,196	120,000	120,000	-	-	-
3200 Other Funds Non-Ltd	40,211,744	40,887,232	40,887,232	40,387,968	40,387,968	-
3230 Other Funds Debt Svc Non-Ltd	13,027	295,000	295,000	295,000	295,000	-
3400 Other Funds Ltd	214,572	560,870	560,870	853,250	853,250	-
3430 Other Funds Debt Svc Ltd	2,281,424	1,076,644	1,076,644	-	-	-
All Funds	42,801,963	42,939,746	42,939,746	41,536,218	41,536,218	-
DONATIONS AND CONTRIBUTIONS						
0905 Donations						
3400 Other Funds Ltd	8,390,833	8,500,000	8,500,000	8,100,000	8,100,000	-
0910 Grants (Non-Fed)						
3400 Other Funds Ltd	-	460,000	460,000	460,000	460,000	-
DONATIONS AND CONTRIBUTIONS						
3400 Other Funds Ltd	8,390,833	8,960,000	8,960,000	8,560,000	8,560,000	-
TOTAL DONATIONS AND CONTRIBUTIONS	\$8,390,833	\$8,960,000	\$8,960,000	\$8,560,000	\$8,560,000	-
LOAN REPAYMENT						
0925 Loan Repayments						
3200 Other Funds Non-Ltd	103,993,850	54,724,551	54,724,551	55,717,683	55,717,683	-
3400 Other Funds Ltd	67,543	100,000	100,000	205,000	205,000	-
All Funds	104,061,393	54,824,551	54,824,551	55,922,683	55,922,683	-
OTHER						
0975 Other Revenues						

Oregon Business Development Department

Agency Number: 12300

Budget Support - Detail Revenues and Expenditures

Cross Reference Number: 12300-000-00-00-00000

2013-15 Biennium

Oregon Business Development Department

Description	2009-11 Actuals	2011-13 Leg Adopted Budget	2011-13 Leg Approved Budget	2013-15 Agency Request Budget	2013-15 Governor's Budget	2013-15 Leg Adopted Budget
3200 Other Funds Non-Ltd	18,027	21,981	21,981	18,000	18,000	-
3400 Other Funds Ltd	1,061,756	1,179,792	1,279,792	2,727,252	2,727,252	-
All Funds	1,079,783	1,201,773	1,301,773	2,745,252	2,745,252	-
FEDERAL FUNDS REVENUE						
0995 Federal Funds						
6400 Federal Funds Ltd	35,581,206	53,597,682	53,597,682	39,411,891	39,372,021	-
TRANSFERS IN						
1010 Transfer In - Intrafund						
4400 Lottery Funds Ltd	10,668,095	-	-	-	-	-
4430 Lottery Funds Debt Svc Ltd	38,606,259	-	-	-	-	-
3200 Other Funds Non-Ltd	47,079,020	5,429,200	5,429,200	2,700,000	2,700,000	-
3230 Other Funds Debt Svc Non-Ltd	52,489,427	40,742,579	55,030,220	37,203,356	37,203,356	-
3400 Other Funds Ltd	25,099,313	10,344,566	10,344,566	12,521,160	12,521,160	-
3430 Other Funds Debt Svc Ltd	36,872,925	-	-	-	-	-
All Funds	210,815,039	56,516,345	70,803,986	52,424,516	52,424,516	-
1040 Transfer In Lottery Proceeds						
4400 Lottery Funds Ltd	16,107,829	-	-	55,265,032	-	-
4430 Lottery Funds Debt Svc Ltd	-	-	-	12,814,076	-	-
All Funds	16,107,829	-	-	68,079,108	-	-
1060 Transfer from General Fund						
3400 Other Funds Ltd	4,617,682	-	-	-	-	-
1107 Tsfr From Administrative Svcs						
4400 Lottery Funds Ltd	30,982,222	53,564,851	53,050,469	37,137,277	72,668,541	-

Oregon Business Development Department

Agency Number: 12300

Budget Support - Detail Revenues and Expenditures

Cross Reference Number: 12300-000-00-00-00000

2013-15 Biennium

Oregon Business Development Department

<i>Description</i>	<i>2009-11 Actuals</i>	<i>2011-13 Leg Adopted Budget</i>	<i>2011-13 Leg Approved Budget</i>	<i>2013-15 Agency Request Budget</i>	<i>2013-15 Governor's Budget</i>	<i>2013-15 Leg Adopted Budget</i>
4430 Lottery Funds Debt Svc Ltd	68,318,637	79,199,162	82,033,209	56,560,265	56,294,272	-
3400 Other Funds Ltd	1,251,920	1,178,663	1,178,663	1,361,675	1,361,675	-
3430 Other Funds Debt Svc Ltd	-	-	-	-	5,000,000	-
All Funds	100,552,779	133,942,676	136,262,341	95,059,217	135,324,488	-
1150 Tsfr From Revenue, Dept of						
3200 Other Funds Non-Ltd	5,000,000	-	-	-	-	-
1248 Tsfr From Military Dept, Or						
3400 Other Funds Ltd	-	-	-	-	7,300,000	-
1440 Tsfr From Consumer/Bus Svcs						
3400 Other Funds Ltd	85,901	-	-	-	-	-
1443 Tsfr From Oregon Health Authority						
3200 Other Funds Non-Ltd	59,096,996	39,305,454	39,305,454	12,757,435	12,757,435	-
3400 Other Funds Ltd	1,104,239	694,546	694,546	742,565	742,565	-
All Funds	60,201,235	40,000,000	40,000,000	13,500,000	13,500,000	-
1634 Tsfr From Parks and Rec Dept						
3400 Other Funds Ltd	500,000	-	-	-	-	-
1730 Tsfr From Transportation, Dept						
3400 Other Funds Ltd	1,308,067	1,198,084	1,198,084	1,828,919	1,828,919	-
1860 Tsfr From Public Utility Comm						
3400 Other Funds Ltd	-	-	-	99,471	99,471	-
TRANSFERS IN						
4400 Lottery Funds Ltd	57,758,146	53,564,851	53,050,469	92,402,309	72,668,541	-
4430 Lottery Funds Debt Svc Ltd	106,924,896	79,199,162	82,033,209	69,374,341	56,294,272	-

Oregon Business Development Department

Agency Number: 12300

Budget Support - Detail Revenues and Expenditures

Cross Reference Number: 12300-000-00-00-00000

2013-15 Biennium

Oregon Business Development Department

Description	2009-11 Actuals	2011-13 Leg Adopted Budget	2011-13 Leg Approved Budget	2013-15 Agency Request Budget	2013-15 Governor's Budget	2013-15 Leg Adopted Budget
3200 Other Funds Non-Ltd	111,176,016	44,734,654	44,734,654	15,457,435	15,457,435	-
3230 Other Funds Debt Svc Non-Ltd	52,489,427	40,742,579	55,030,220	37,203,356	37,203,356	-
3400 Other Funds Ltd	33,967,122	13,415,859	13,415,859	16,553,790	23,853,790	-
3430 Other Funds Debt Svc Ltd	36,872,925	-	-	-	5,000,000	-
TOTAL TRANSFERS IN	\$399,188,532	\$231,657,105	\$248,264,411	\$230,991,231	\$210,477,394	-
REVENUE CATEGORIES						
8000 General Fund	8,926,280	3,851,208	3,842,479	4,014,740	4,689,607	-
8030 General Fund Debt Svc	-	-	-	-	4,537,127	-
4400 Lottery Funds Ltd	57,839,342	53,684,851	53,170,469	92,402,309	72,668,541	-
4430 Lottery Funds Debt Svc Ltd	106,924,896	79,199,162	82,033,209	69,374,341	56,294,272	-
3200 Other Funds Non-Ltd	295,862,588	184,082,192	184,082,192	255,899,860	237,584,860	-
3230 Other Funds Debt Svc Non-Ltd	63,722,284	41,037,579	55,325,220	37,498,356	37,498,356	-
3400 Other Funds Ltd	43,940,076	25,246,206	25,346,206	30,459,437	77,752,442	-
3430 Other Funds Debt Svc Ltd	39,154,349	1,076,644	1,076,644	-	5,000,000	-
6400 Federal Funds Ltd	35,581,206	53,597,682	53,597,682	39,411,891	39,372,021	-
TOTAL REVENUE CATEGORIES	\$651,951,021	\$441,775,524	\$458,474,101	\$529,060,934	\$535,397,226	-
TRANSFERS OUT						
2010 Transfer Out - Intrafund						
4400 Lottery Funds Ltd	(12,139,179)	-	-	-	-	-
4430 Lottery Funds Debt Svc Ltd	(37,135,175)	-	-	-	-	-
3200 Other Funds Non-Ltd	(113,379,655)	(56,414,483)	(70,702,124)	(51,687,121)	(51,687,121)	-
3230 Other Funds Debt Svc Non-Ltd	(501,073)	-	-	-	-	-
3400 Other Funds Ltd	(11,616,446)	(101,862)	(101,862)	(737,395)	(737,395)	-

Oregon Business Development Department

Agency Number: 12300

Budget Support - Detail Revenues and Expenditures

Cross Reference Number: 12300-000-00-00-00000

2013-15 Biennium

Oregon Business Development Department

<i>Description</i>	<i>2009-11 Actuals</i>	<i>2011-13 Leg Adopted Budget</i>	<i>2011-13 Leg Approved Budget</i>	<i>2013-15 Agency Request Budget</i>	<i>2013-15 Governor's Budget</i>	<i>2013-15 Leg Adopted Budget</i>
3430 Other Funds Debt Svc Ltd	(36,043,511)	-	-	-	-	-
All Funds	(210,815,039)	(56,516,345)	(70,803,986)	(52,424,516)	(52,424,516)	-
2040 Transfer Out Lottery Proceeds						
4400 Lottery Funds Ltd	(16,107,829)	-	-	-	-	-
2060 Transfer to General Fund						
8800 General Fund Revenue	(1,300,000)	-	(3,692,500)	-	-	-
2121 Tsfr To Governor, Office of the						
3400 Other Funds Ltd	(577,500)	(640,000)	(640,000)	(565,000)	(565,000)	-
2150 Tsfr To Revenue, Dept of						
3400 Other Funds Ltd	(15,000)	-	-	-	-	-
2156 Tsfr To Leg Admin Committee						
3400 Other Funds Ltd	(15,000)	-	-	-	-	-
2440 Tsfr To Consumer/Bus Svcs						
3400 Other Funds Ltd	(9,364)	(53,865)	(53,865)	(53,865)	(53,865)	-
2730 Tsfr To Transportation, Dept						
3200 Other Funds Non-Ltd	(5,081,278)	-	-	-	-	-
2914 Tsfr To Housing and Com Svcs						
6400 Federal Funds Ltd	(6,653,090)	(3,745,782)	(3,745,782)	(200,000)	(200,000)	-
TRANSFERS OUT						
4400 Lottery Funds Ltd	(28,247,008)	-	-	-	-	-
4430 Lottery Funds Debt Svc Ltd	(37,135,175)	-	-	-	-	-
3200 Other Funds Non-Ltd	(118,460,933)	(56,414,483)	(70,702,124)	(51,687,121)	(51,687,121)	-
3230 Other Funds Debt Svc Non-Ltd	(501,073)	-	-	-	-	-

Oregon Business Development Department

Agency Number: 12300

Budget Support - Detail Revenues and Expenditures

Cross Reference Number: 12300-000-00-00-00000

2013-15 Biennium

Oregon Business Development Department

Description	2009-11 Actuals	2011-13 Leg Adopted Budget	2011-13 Leg Approved Budget	2013-15 Agency Request Budget	2013-15 Governor's Budget	2013-15 Leg Adopted Budget
3400 Other Funds Ltd	(12,233,310)	(795,727)	(795,727)	(1,356,260)	(1,356,260)	-
3430 Other Funds Debt Svc Ltd	(36,043,511)	-	-	-	-	-
8800 General Fund Revenue	(1,300,000)	-	(3,692,500)	-	-	-
6400 Federal Funds Ltd	(6,653,090)	(3,745,782)	(3,745,782)	(200,000)	(200,000)	-
TOTAL TRANSFERS OUT	(\$240,574,100)	(\$60,955,992)	(\$78,936,133)	(\$53,243,381)	(\$53,243,381)	-
AVAILABLE REVENUES						
8000 General Fund	8,926,280	3,851,208	3,842,479	4,014,740	4,689,607	-
8030 General Fund Debt Svc	-	-	-	-	4,537,127	-
4400 Lottery Funds Ltd	40,688,492	57,091,408	56,577,026	98,078,153	78,344,385	-
4430 Lottery Funds Debt Svc Ltd	70,767,125	79,270,043	82,104,090	69,374,341	56,442,255	-
3200 Other Funds Non-Ltd	340,044,847	280,839,595	263,236,954	349,968,188	331,653,188	-
3230 Other Funds Debt Svc Non-Ltd	99,304,660	52,525,600	66,813,241	42,098,356	42,098,356	-
3400 Other Funds Ltd	48,199,812	43,718,702	43,441,202	50,116,041	97,409,046	-
3430 Other Funds Debt Svc Ltd	4,945,120	2,170,668	2,170,668	-	5,000,000	-
6400 Federal Funds Ltd	29,317,597	50,172,649	50,172,649	48,323,778	48,283,908	-
TOTAL AVAILABLE REVENUES	\$642,193,933	\$569,639,873	\$568,358,309	\$661,973,597	\$668,457,872	-
EXPENDITURES						
PERSONAL SERVICES						
SALARIES & WAGES						
3110 Class/Unclass Sal. and Per Diem						
8000 General Fund	635,505	755,351	755,351	723,239	899,771	-
4400 Lottery Funds Ltd	6,807,756	9,167,905	9,167,905	8,849,465	8,751,953	-
3400 Other Funds Ltd	7,734,787	6,749,642	6,806,234	7,166,876	7,166,876	-

Oregon Business Development Department

Agency Number: 12300

Budget Support - Detail Revenues and Expenditures

Cross Reference Number: 12300-000-00-00-00000

2013-15 Biennium

Oregon Business Development Department

Description	2009-11 Actuals	2011-13 Leg Adopted Budget	2011-13 Leg Approved Budget	2013-15 Agency Request Budget	2013-15 Governor's Budget	2013-15 Leg Adopted Budget
6400 Federal Funds Ltd	408,835	1,007,878	1,007,878	935,940	935,940	-
All Funds	15,586,883	17,680,776	17,737,368	17,675,520	17,754,540	-
3160 Temporary Appointments						
8000 General Fund	31,828	-	-	-	-	-
4400 Lottery Funds Ltd	76,807	106,650	106,650	109,210	109,210	-
3400 Other Funds Ltd	34,516	707	707	724	724	-
6400 Federal Funds Ltd	112	-	-	-	-	-
All Funds	143,263	107,357	107,357	109,934	109,934	-
3170 Overtime Payments						
4400 Lottery Funds Ltd	623	-	-	-	-	-
3400 Other Funds Ltd	1,953	2,770	2,770	2,836	2,836	-
All Funds	2,576	2,770	2,770	2,836	2,836	-
3190 All Other Differential						
4400 Lottery Funds Ltd	36,288	34,734	34,734	35,568	35,568	-
3400 Other Funds Ltd	29,890	5,116	5,116	5,239	5,239	-
6400 Federal Funds Ltd	310	-	-	-	-	-
All Funds	66,488	39,850	39,850	40,807	40,807	-
SALARIES & WAGES						
8000 General Fund	667,333	755,351	755,351	723,239	899,771	-
4400 Lottery Funds Ltd	6,921,474	9,309,289	9,309,289	8,994,243	8,896,731	-
3400 Other Funds Ltd	7,801,146	6,758,235	6,814,827	7,175,675	7,175,675	-
6400 Federal Funds Ltd	409,257	1,007,878	1,007,878	935,940	935,940	-
TOTAL SALARIES & WAGES	\$15,799,210	\$17,830,753	\$17,887,345	\$17,829,097	\$17,908,117	-

Oregon Business Development Department

Agency Number: 12300

Budget Support - Detail Revenues and Expenditures

Cross Reference Number: 12300-000-00-00-00000

2013-15 Biennium

Oregon Business Development Department

<i>Description</i>	<i>2009-11 Actuals</i>	<i>2011-13 Leg Adopted Budget</i>	<i>2011-13 Leg Approved Budget</i>	<i>2013-15 Agency Request Budget</i>	<i>2013-15 Governor's Budget</i>	<i>2013-15 Leg Adopted Budget</i>
OTHER PAYROLL EXPENSES						
3210 Empl. Rel. Bd. Assessments						
8000 General Fund	168	215	215	210	330	-
4400 Lottery Funds Ltd	1,842	2,467	2,467	2,432	2,392	-
3200 Other Funds Non-Ltd	1	-	-	-	-	-
3400 Other Funds Ltd	2,581	2,168	2,209	2,308	2,308	-
6400 Federal Funds Ltd	174	357	357	330	330	-
All Funds	4,766	5,207	5,248	5,280	5,360	-
3220 Public Employees' Retire Cont						
8000 General Fund	56,385	106,979	106,979	142,696	171,587	-
4400 Lottery Funds Ltd	582,186	1,326,109	1,326,109	1,753,018	1,675,778	-
3400 Other Funds Ltd	640,033	972,639	980,794	1,414,797	1,367,459	-
6400 Federal Funds Ltd	44,092	145,235	145,235	184,661	178,482	-
All Funds	1,322,696	2,550,962	2,559,117	3,495,172	3,393,306	-
3221 Pension Obligation Bond						
8000 General Fund	37,813	42,473	42,473	44,675	44,675	-
4400 Lottery Funds Ltd	495,422	535,020	535,020	549,824	549,824	-
3400 Other Funds Ltd	350,038	372,629	372,629	391,843	391,843	-
6400 Federal Funds Ltd	30,648	36,379	36,379	61,773	61,773	-
All Funds	913,921	986,501	986,501	1,048,115	1,048,115	-
3230 Social Security Taxes						
8000 General Fund	49,566	57,782	57,782	55,328	68,832	-
4400 Lottery Funds Ltd	510,620	703,657	703,657	681,514	674,054	-

Oregon Business Development Department

Agency Number: 12300

Budget Support - Detail Revenues and Expenditures

Cross Reference Number: 12300-000-00-00-00000

2013-15 Biennium

Oregon Business Development Department

Description	2009-11 Actuals	2011-13 Leg Adopted Budget	2011-13 Leg Approved Budget	2013-15 Agency Request Budget	2013-15 Governor's Budget	2013-15 Leg Adopted Budget
3400 Other Funds Ltd	576,786	517,005	521,334	548,941	548,941	-
6400 Federal Funds Ltd	39,136	77,099	77,099	71,599	71,599	-
All Funds	1,176,108	1,355,543	1,359,872	1,357,382	1,363,426	-
3240 Unemployment Assessments						
8000 General Fund	14,808	-	-	-	-	-
4400 Lottery Funds Ltd	27,479	36,305	36,305	37,176	37,176	-
3400 Other Funds Ltd	21,706	85,711	85,711	87,768	87,768	-
All Funds	63,993	122,016	122,016	124,944	124,944	-
3250 Worker's Comp. Assess. (WCD)						
8000 General Fund	270	311	311	311	488	-
4400 Lottery Funds Ltd	2,375	3,549	3,549	3,586	3,527	-
3400 Other Funds Ltd	3,030	3,112	3,171	3,406	3,406	-
6400 Federal Funds Ltd	220	521	521	485	485	-
All Funds	5,895	7,493	7,552	7,788	7,906	-
3260 Mass Transit Tax						
8000 General Fund	4,004	4,532	4,532	4,339	5,398	-
4400 Lottery Funds Ltd	38,445	57,395	57,395	53,966	53,382	-
3400 Other Funds Ltd	44,370	40,618	40,958	42,665	42,665	-
All Funds	86,819	102,545	102,885	100,970	101,445	-
3270 Flexible Benefits						
8000 General Fund	133,744	158,365	158,365	160,638	252,222	-
4400 Lottery Funds Ltd	1,349,885	1,810,274	1,810,274	1,856,104	1,825,576	-
3400 Other Funds Ltd	1,730,133	1,557,108	1,587,204	1,761,099	1,761,099	-

Oregon Business Development Department

Agency Number: 12300

Budget Support - Detail Revenues and Expenditures

Cross Reference Number: 12300-000-00-00-00000

2013-15 Biennium

Oregon Business Development Department

Description	2009-11 Actuals	2011-13 Leg Adopted Budget	2011-13 Leg Approved Budget	2013-15 Agency Request Budget	2013-15 Governor's Budget	2013-15 Leg Adopted Budget
6400 Federal Funds Ltd	117,205	266,349	266,349	251,855	251,855	-
All Funds	3,330,967	3,792,096	3,822,192	4,029,696	4,090,752	-
3280 Other OPE						
4400 Lottery Funds Ltd	485,233	460,629	460,629	471,684	471,684	-
3400 Other Funds Ltd	112,700	100,000	100,000	102,400	102,400	-
All Funds	597,933	560,629	560,629	574,084	574,084	-
OTHER PAYROLL EXPENSES						
8000 General Fund	296,758	370,657	370,657	408,197	543,532	-
4400 Lottery Funds Ltd	3,493,487	4,935,405	4,935,405	5,409,304	5,293,393	-
3200 Other Funds Non-Ltd	1	-	-	-	-	-
3400 Other Funds Ltd	3,481,377	3,650,990	3,694,010	4,355,227	4,307,889	-
6400 Federal Funds Ltd	231,475	525,940	525,940	570,703	564,524	-
TOTAL OTHER PAYROLL EXPENSES	\$7,503,098	\$9,482,992	\$9,526,012	\$10,743,431	\$10,709,338	-
P.S. BUDGET ADJUSTMENTS						
3455 Vacancy Savings						
8000 General Fund	-	(8,289)	(8,289)	-	-	-
4400 Lottery Funds Ltd	-	(80,468)	(80,468)	(33,584)	(33,584)	-
3400 Other Funds Ltd	-	(96,180)	(96,180)	(61,445)	(61,445)	-
6400 Federal Funds Ltd	-	(7,385)	(7,385)	(12,289)	(12,289)	-
All Funds	-	(192,322)	(192,322)	(107,318)	(107,318)	-
3465 Reconciliation Adjustment						
8000 General Fund	-	(98,444)	(75,425)	-	(150,974)	-
4400 Lottery Funds Ltd	-	(1,221,680)	(755,261)	-	3	-

Oregon Business Development Department

Agency Number: 12300

Budget Support - Detail Revenues and Expenditures

Cross Reference Number: 12300-000-00-00-00000

2013-15 Biennium

Oregon Business Development Department

Description	2009-11 Actuals	2011-13 Leg Adopted Budget	2011-13 Leg Approved Budget	2013-15 Agency Request Budget	2013-15 Governor's Budget	2013-15 Leg Adopted Budget
3400 Other Funds Ltd	-	(388,331)	(387,943)	-	11	-
6400 Federal Funds Ltd	-	(73,770)	(73,770)	-	2	-
All Funds	-	(1,782,225)	(1,292,399)	-	(150,958)	-
3470 Undistributed (P.S.)						
4400 Lottery Funds Ltd	-	-	-	-	(100,000)	-
3400 Other Funds Ltd	-	-	-	-	100,000	-
All Funds	-	-	-	-	-	-
3991 PERS Policy Adjustment						
8000 General Fund	-	-	-	-	(26,037)	-
4400 Lottery Funds Ltd	-	-	-	-	(319,983)	-
3400 Other Funds Ltd	-	-	-	-	(258,149)	-
6400 Federal Funds Ltd	-	-	-	-	(33,693)	-
All Funds	-	-	-	-	(637,862)	-
P.S. BUDGET ADJUSTMENTS						
8000 General Fund	-	(106,733)	(83,714)	-	(177,011)	-
4400 Lottery Funds Ltd	-	(1,302,148)	(835,729)	(33,584)	(453,564)	-
3400 Other Funds Ltd	-	(484,511)	(484,123)	(61,445)	(219,583)	-
6400 Federal Funds Ltd	-	(81,155)	(81,155)	(12,289)	(45,980)	-
TOTAL P.S. BUDGET ADJUSTMENTS	-	(\$1,974,547)	(\$1,484,721)	(\$107,318)	(\$896,138)	-
PERSONAL SERVICES						
8000 General Fund	964,091	1,019,275	1,042,294	1,131,436	1,266,292	-
4400 Lottery Funds Ltd	10,414,961	12,942,546	13,408,965	14,369,963	13,736,560	-
3200 Other Funds Non-Ltd	1	-	-	-	-	-

Description	2009-11 Actuals	2011-13 Leg Adopted Budget	2011-13 Leg Approved Budget	2013-15 Agency Request Budget	2013-15 Governor's Budget	2013-15 Leg Adopted Budget
3400 Other Funds Ltd	11,282,523	9,924,714	10,024,714	11,469,457	11,263,981	-
6400 Federal Funds Ltd	640,732	1,452,663	1,452,663	1,494,354	1,454,484	-
TOTAL PERSONAL SERVICES	\$23,302,308	\$25,339,198	\$25,928,636	\$28,465,210	\$27,721,317	-
SERVICES & SUPPLIES						
4100 Instate Travel						
8000 General Fund	70,665	42,859	42,859	43,888	48,823	-
4400 Lottery Funds Ltd	159,930	345,083	338,333	364,453	346,453	-
3400 Other Funds Ltd	360,018	269,959	269,959	270,685	270,685	-
6400 Federal Funds Ltd	26,959	167,774	167,774	63,461	63,461	-
All Funds	617,572	825,675	818,925	742,487	729,422	-
4125 Out of State Travel						
8000 General Fund	13,825	2,504	2,504	2,564	3,409	-
4400 Lottery Funds Ltd	63,856	609,214	609,214	623,835	623,835	-
3400 Other Funds Ltd	298,512	78,609	78,609	81,995	81,995	-
6400 Federal Funds Ltd	13,713	42,605	42,605	43,628	43,628	-
All Funds	389,906	732,932	732,932	752,022	752,867	-
4150 Employee Training						
8000 General Fund	32,258	5,897	5,897	6,039	8,507	-
4400 Lottery Funds Ltd	55,721	73,640	68,390	90,031	70,031	-
3400 Other Funds Ltd	95,942	49,731	49,731	73,925	73,925	-
6400 Federal Funds Ltd	6,170	13,150	13,150	13,466	13,466	-
All Funds	190,091	142,418	137,168	183,461	165,929	-
4175 Office Expenses						

Oregon Business Development Department

Agency Number: 12300

Budget Support - Detail Revenues and Expenditures

Cross Reference Number: 12300-000-00-00-00000

2013-15 Biennium

Oregon Business Development Department

Description	2009-11 Actuals	2011-13 Leg Adopted Budget	2011-13 Leg Approved Budget	2013-15 Agency Request Budget	2013-15 Governor's Budget	2013-15 Leg Adopted Budget
8000 General Fund	35,182	19,590	19,590	20,060	23,762	-
4400 Lottery Funds Ltd	118,497	154,621	154,621	160,091	158,331	-
3200 Other Funds Non-Ltd	146	-	-	-	-	-
3400 Other Funds Ltd	157,115	128,188	128,188	133,265	133,265	-
6400 Federal Funds Ltd	19,035	68,794	68,794	48,429	48,429	-
All Funds	329,975	371,193	371,193	361,845	363,787	-
4200 Telecommunications						
8000 General Fund	16,130	21,070	21,070	21,576	21,922	-
4400 Lottery Funds Ltd	154,885	190,757	190,757	198,835	195,335	-
3400 Other Funds Ltd	144,561	108,415	108,415	110,319	83,729	-
6400 Federal Funds Ltd	2,752	1,568	1,568	1,606	1,606	-
All Funds	318,328	321,810	321,810	332,336	302,592	-
4225 State Gov. Service Charges						
8000 General Fund	31,540	21,602	21,602	27,137	27,137	-
4400 Lottery Funds Ltd	132,031	308,690	305,116	335,749	335,749	-
3200 Other Funds Non-Ltd	108,021	139,540	139,540	114,314	114,314	-
3400 Other Funds Ltd	418,879	164,427	164,427	222,539	236,167	-
6400 Federal Funds Ltd	260	251	251	267	267	-
All Funds	690,731	634,510	630,936	700,006	713,634	-
4250 Data Processing						
8000 General Fund	-	892	892	913	913	-
4400 Lottery Funds Ltd	38,261	171,997	171,997	274,625	176,125	-
3400 Other Funds Ltd	128,159	111,822	111,822	246,806	348,660	-

Oregon Business Development Department

Agency Number: 12300

Budget Support - Detail Revenues and Expenditures

Cross Reference Number: 12300-000-00-00-00000

2013-15 Biennium

Oregon Business Development Department

<i>Description</i>	<i>2009-11 Actuals</i>	<i>2011-13 Leg Adopted Budget</i>	<i>2011-13 Leg Approved Budget</i>	<i>2013-15 Agency Request Budget</i>	<i>2013-15 Governor's Budget</i>	<i>2013-15 Leg Adopted Budget</i>
6400 Federal Funds Ltd	-	3,642	3,642	3,729	3,729	-
All Funds	166,420	288,353	288,353	526,073	529,427	-
4275 Publicity and Publications						
8000 General Fund	1,511	24,946	24,946	25,545	26,779	-
4400 Lottery Funds Ltd	21,490	118,179	118,179	102,849	95,849	-
3400 Other Funds Ltd	397,543	1,031,781	1,031,781	1,057,044	1,057,044	-
6400 Federal Funds Ltd	2,921	37,258	37,258	38,152	38,152	-
All Funds	423,465	1,212,164	1,212,164	1,223,590	1,217,824	-
4300 Professional Services						
8000 General Fund	487,113	46,051	46,051	47,340	56,630	-
4400 Lottery Funds Ltd	205,921	938,486	731,686	1,283,379	649,379	-
3200 Other Funds Non-Ltd	13,087	120,809	120,809	88,000	88,000	-
3400 Other Funds Ltd	1,956,042	1,507,665	1,507,665	2,249,463	2,249,463	-
6400 Federal Funds Ltd	132,930	526,648	526,648	360,190	360,190	-
All Funds	2,795,093	3,139,659	2,932,859	4,028,372	3,403,662	-
4315 IT Professional Services						
8000 General Fund	37,031	-	-	-	-	-
4400 Lottery Funds Ltd	290,785	7,419	7,419	7,627	7,627	-
3400 Other Funds Ltd	260,725	52,598	52,598	104,071	104,071	-
6400 Federal Funds Ltd	164	-	-	-	-	-
All Funds	588,705	60,017	60,017	111,698	111,698	-
4325 Attorney General						
8000 General Fund	1,509	2,200	2,200	2,528	2,528	-

Description	2009-11 Actuals	2011-13 Leg Adopted Budget	2011-13 Leg Approved Budget	2013-15 Agency Request Budget	2013-15 Governor's Budget	2013-15 Leg Adopted Budget
4400 Lottery Funds Ltd	20,112	114,493	114,493	138,552	131,552	-
3200 Other Funds Non-Ltd	83,037	164,500	164,500	161,500	161,500	-
3400 Other Funds Ltd	122,643	130,386	130,386	149,814	149,814	-
6400 Federal Funds Ltd	10,137	16,103	16,103	18,502	18,502	-
All Funds	237,438	427,682	427,682	470,896	463,896	-
4350 Dispute Resolution Services						
3400 Other Funds Ltd	2,219	2,118	2,118	227,169	226,637	-
4375 Employee Recruitment and Develop						
4400 Lottery Funds Ltd	4,805	8,671	8,671	9,879	8,879	-
3400 Other Funds Ltd	1,633	10,872	10,872	11,133	11,133	-
6400 Federal Funds Ltd	-	9,003	9,003	9,219	9,219	-
All Funds	6,438	28,546	28,546	30,231	29,231	-
4400 Dues and Subscriptions						
8000 General Fund	9,181	11,243	11,243	11,513	11,513	-
4400 Lottery Funds Ltd	19,396	49,897	49,897	51,095	51,095	-
3400 Other Funds Ltd	4,739	44,540	44,540	45,609	45,609	-
6400 Federal Funds Ltd	175	21,218	21,218	21,727	21,727	-
All Funds	33,491	126,898	126,898	129,944	129,944	-
4425 Facilities Rental and Taxes						
8000 General Fund	67,469	60,787	60,787	63,462	63,462	-
4400 Lottery Funds Ltd	182,462	1,034,050	1,045,624	1,106,051	1,104,051	-
3400 Other Funds Ltd	1,222,100	351,593	351,593	367,090	367,090	-
6400 Federal Funds Ltd	6,741	50,813	50,813	53,049	53,049	-

Oregon Business Development Department

Agency Number: 12300

Budget Support - Detail Revenues and Expenditures

Cross Reference Number: 12300-000-00-00-00000

2013-15 Biennium

Oregon Business Development Department

<i>Description</i>	<i>2009-11 Actuals</i>	<i>2011-13 Leg Adopted Budget</i>	<i>2011-13 Leg Approved Budget</i>	<i>2013-15 Agency Request Budget</i>	<i>2013-15 Governor's Budget</i>	<i>2013-15 Leg Adopted Budget</i>
All Funds	1,478,772	1,497,243	1,508,817	1,589,652	1,587,652	-
4450 Fuels and Utilities						
4400 Lottery Funds Ltd	4,360	-	-	-	-	-
3400 Other Funds Ltd	1,532	-	-	-	-	-
All Funds	5,892	-	-	-	-	-
4475 Facilities Maintenance						
8000 General Fund	15	-	-	-	-	-
4400 Lottery Funds Ltd	294	-	-	-	-	-
3400 Other Funds Ltd	427	-	-	-	-	-
All Funds	736	-	-	-	-	-
4575 Agency Program Related S and S						
4400 Lottery Funds Ltd	11,411	1,300,000	1,300,000	-	-	-
3400 Other Funds Ltd	7,782	8,500	8,500	8,704	8,704	-
6400 Federal Funds Ltd	9,000	38,500	38,500	39,424	39,424	-
All Funds	28,193	1,347,000	1,347,000	48,128	48,128	-
4650 Other Services and Supplies						
8000 General Fund	6,094	-	-	-	12,255	-
4400 Lottery Funds Ltd	26,753	75,206	75,206	77,011	77,011	-
3200 Other Funds Non-Ltd	952,491	1,006,588	1,006,588	157,500	412,624	-
3400 Other Funds Ltd	101,832	267,400	267,400	1,545,056	2,080,022	-
3430 Other Funds Debt Svc Ltd	242,472	-	-	-	-	-
6400 Federal Funds Ltd	7,000	4,797	4,797	4,912	4,912	-
All Funds	1,336,642	1,353,991	1,353,991	1,784,479	2,586,824	-

Oregon Business Development Department

Agency Number: 12300

Budget Support - Detail Revenues and Expenditures

Cross Reference Number: 12300-000-00-00-00000

2013-15 Biennium

Oregon Business Development Department

<i>Description</i>	<i>2009-11 Actuals</i>	<i>2011-13 Leg Adopted Budget</i>	<i>2011-13 Leg Approved Budget</i>	<i>2013-15 Agency Request Budget</i>	<i>2013-15 Governor's Budget</i>	<i>2013-15 Leg Adopted Budget</i>
4675 Undistributed (S.S.)						
8000 General Fund	-	(9,179)	(9,006)	-	-	-
4400 Lottery Funds Ltd	-	(141,923)	(432,802)	-	(60,239)	-
All Funds	-	(151,102)	(441,808)	-	(60,239)	-
4700 Expendable Prop 250 - 5000						
8000 General Fund	413	1,295	1,295	1,326	6,262	-
4400 Lottery Funds Ltd	19,891	103,151	103,151	105,627	105,627	-
3400 Other Funds Ltd	6,033	50,965	50,965	44,866	44,866	-
6400 Federal Funds Ltd	-	43,816	43,816	44,868	44,868	-
All Funds	26,337	199,227	199,227	196,687	201,623	-
4715 IT Expendable Property						
8000 General Fund	9,235	-	-	-	-	-
4400 Lottery Funds Ltd	37,135	49,790	49,790	53,985	50,985	-
3400 Other Funds Ltd	176,161	4,750	4,750	3,584	3,584	-
6400 Federal Funds Ltd	1,481	-	-	-	-	-
All Funds	224,012	54,540	54,540	57,569	54,569	-
SERVICES & SUPPLIES						
8000 General Fund	819,171	251,757	251,930	273,891	313,902	-
4400 Lottery Funds Ltd	1,567,996	5,511,421	5,009,742	4,983,674	4,127,675	-
3200 Other Funds Non-Ltd	1,156,782	1,431,437	1,431,437	521,314	776,438	-
3400 Other Funds Ltd	5,864,597	4,374,319	4,374,319	6,953,137	7,576,463	-
3430 Other Funds Debt Svc Ltd	242,472	-	-	-	-	-
6400 Federal Funds Ltd	239,438	1,045,940	1,045,940	764,629	764,629	-

Oregon Business Development Department

Agency Number: 12300

Budget Support - Detail Revenues and Expenditures

Cross Reference Number: 12300-000-00-00-00000

2013-15 Biennium

Oregon Business Development Department

<i>Description</i>	<i>2009-11 Actuals</i>	<i>2011-13 Leg Adopted Budget</i>	<i>2011-13 Leg Approved Budget</i>	<i>2013-15 Agency Request Budget</i>	<i>2013-15 Governor's Budget</i>	<i>2013-15 Leg Adopted Budget</i>
TOTAL SERVICES & SUPPLIES	\$9,890,456	\$12,614,874	\$12,113,368	\$13,496,645	\$13,559,107	-
SPECIAL PAYMENTS						
6015 Dist to Cities						
8000 General Fund	10,000	45,744	20,242	20,728	20,728	-
4400 Lottery Funds Ltd	250,000	346,591	346,591	354,909	354,909	-
3200 Other Funds Non-Ltd	10,853,466	29,284,822	29,284,822	7,450,000	5,200,000	-
6400 Federal Funds Ltd	13,989,059	18,770,909	18,770,909	19,221,411	19,221,411	-
All Funds	25,102,525	48,448,066	48,422,564	27,047,048	24,797,048	-
6020 Dist to Counties						
4400 Lottery Funds Ltd	-	126,124	126,124	129,151	129,151	-
3200 Other Funds Non-Ltd	905,043	302,500	302,500	250,000	250,000	-
3400 Other Funds Ltd	169,113	781,939	781,939	800,706	800,706	-
6400 Federal Funds Ltd	5,964,296	8,195,102	8,195,102	8,391,784	8,391,784	-
All Funds	7,038,452	9,405,665	9,405,665	9,571,641	9,571,641	-
6025 Dist to Other Gov Unit						
8000 General Fund	450,000	-	-	-	500,000	-
4400 Lottery Funds Ltd	490,220	333,487	333,487	341,491	341,491	-
3200 Other Funds Non-Ltd	1,456,435	4,767,905	4,767,905	13,000,000	5,450,000	-
3400 Other Funds Ltd	834,012	1,711,271	1,711,271	1,752,342	16,484,442	-
6400 Federal Funds Ltd	220,000	-	-	-	-	-
All Funds	3,450,667	6,812,663	6,812,663	15,093,833	22,775,933	-
6030 Dist to Non-Gov Units						
8000 General Fund	934,668	2,356,718	2,256,718	2,310,879	2,310,879	-

Description	2009-11 Actuals	2011-13 Leg Adopted Budget	2011-13 Leg Approved Budget	2013-15 Agency Request Budget	2013-15 Governor's Budget	2013-15 Leg Adopted Budget
4400 Lottery Funds Ltd	18,612,083	38,009,406	36,254,216	21,953,148	21,953,148	-
3200 Other Funds Non-Ltd	6,279	2,662,504	2,662,504	1,060,000	1,060,000	-
3400 Other Funds Ltd	2,266,790	6,651,971	6,274,471	5,087,619	5,087,619	-
6400 Federal Funds Ltd	5,736,819	17,648,779	17,648,779	5,621,804	5,621,804	-
All Funds	27,556,639	67,329,378	65,096,688	36,033,450	36,033,450	-
6035 Dist to Individuals						
8000 General Fund	49,840	271,295	271,295	277,806	277,806	-
3400 Other Funds Ltd	148,487	-	-	-	-	-
6400 Federal Funds Ltd	3,000	68,615	68,615	70,262	70,262	-
All Funds	201,327	339,910	339,910	348,068	348,068	-
6040 Dist to Local School Districts						
3400 Other Funds Ltd	-	-	-	-	22,025,939	-
6045 Dist to Comm College Districts						
4400 Lottery Funds Ltd	190,297	-	-	-	-	-
3400 Other Funds Ltd	1,071,428	-	-	-	-	-
All Funds	1,261,725	-	-	-	-	-
6050 Dist to Non-Profit Organizations						
8000 General Fund	1,001,978	-	-	-	-	-
4400 Lottery Funds Ltd	-	-	-	27,675,000	27,050,000	-
3200 Other Funds Non-Ltd	10,000	-	-	-	-	-
3400 Other Funds Ltd	1,105,969	-	-	-	-	-
6400 Federal Funds Ltd	556,500	-	-	-	-	-
All Funds	2,674,447	-	-	27,675,000	27,050,000	-

Oregon Business Development Department

Agency Number: 12300

Budget Support - Detail Revenues and Expenditures

Cross Reference Number: 12300-000-00-00-00000

2013-15 Biennium

Oregon Business Development Department

<i>Description</i>	<i>2009-11 Actuals</i>	<i>2011-13 Leg Adopted Budget</i>	<i>2011-13 Leg Approved Budget</i>	<i>2013-15 Agency Request Budget</i>	<i>2013-15 Governor's Budget</i>	<i>2013-15 Leg Adopted Budget</i>
6060 Intra-Agency Gen Fund Transfer						
8000 General Fund	4,617,682	-	-	-	-	-
6065 Loan Repaid To State Agencies						
4400 Lottery Funds Ltd	9,290	-	-	-	-	-
6080 Loans Made - Other						
4400 Lottery Funds Ltd	3,983,309	-	-	26,500,000	-	-
3200 Other Funds Non-Ltd	131,895,195	158,110,441	154,795,441	258,356,335	185,108,379	-
3400 Other Funds Ltd	2,751,373	-	-	-	-	-
6400 Federal Funds Ltd	1,000,000	2,990,641	2,990,641	3,003,577	3,003,577	-
All Funds	139,629,877	161,101,082	157,786,082	287,859,912	188,111,956	-
6085 Other Special Payments						
4400 Lottery Funds Ltd	-	1,157,901	1,097,901	151,451	10,651,451	-
3200 Other Funds Non-Ltd	-	-	-	2,500,000	57,150,000	-
3400 Other Funds Ltd	-	-	-	-	10,000,000	-
All Funds	-	1,157,901	1,097,901	2,651,451	77,801,451	-
6090 Undistributed (S.P.)						
8000 General Fund	-	(93,581)	-	-	-	-
4400 Lottery Funds Ltd	-	(1,356,797)	-	-	-	-
3200 Other Funds Non-Ltd	-	-	-	-	10,082,956	-
All Funds	-	(1,450,378)	-	-	10,082,956	-
6141 Spc Pmt to Lands, Dept of State						
3400 Other Funds Ltd	-	28,797	28,797	-	-	-
6340 Spc Pmt to Environmental Quality						

Description	2009-11 Actuals	2011-13 Leg Adopted Budget	2011-13 Leg Approved Budget	2013-15 Agency Request Budget	2013-15 Governor's Budget	2013-15 Leg Adopted Budget
3400 Other Funds Ltd	-	175,646	175,646	-	-	-
6580 Spc Pmt to OR University System						
8000 General Fund	78,750	-	-	-	-	-
4400 Lottery Funds Ltd	150,000	-	-	-	-	-
3400 Other Funds Ltd	8,818	-	-	-	-	-
6400 Federal Funds Ltd	15,000	-	-	-	-	-
All Funds	252,568	-	-	-	-	-
6634 Spc Pmt to Parks and Rec Dept						
3400 Other Funds Ltd	173,102	257,000	257,000	257,000	257,000	-
6660 Spc Pmt to Land Conservation Dev						
3400 Other Funds Ltd	-	94,418	94,418	-	-	-
6914 Spc Pmt to Housing and Com Svcs						
6400 Federal Funds Ltd	64,010	-	-	-	-	-
SPECIAL PAYMENTS						
8000 General Fund	7,142,918	2,580,176	2,548,255	2,609,413	3,109,413	-
4400 Lottery Funds Ltd	23,685,199	38,616,712	38,158,319	77,105,150	60,480,150	-
3200 Other Funds Non-Ltd	145,126,418	195,128,172	191,813,172	282,616,335	264,301,335	-
3400 Other Funds Ltd	8,529,092	9,701,042	9,323,542	7,897,667	54,655,706	-
6400 Federal Funds Ltd	27,548,684	47,674,046	47,674,046	36,308,838	36,308,838	-
TOTAL SPECIAL PAYMENTS	\$212,032,311	\$293,700,148	\$289,517,334	\$406,537,403	\$418,855,442	-
DEBT SERVICE						
7050 Pmt To Ret Bond Escrow						
3230 Other Funds Debt Svc Non-Ltd	11,219,830	-	-	-	-	-

Oregon Business Development Department

Agency Number: 12300

Budget Support - Detail Revenues and Expenditures

Cross Reference Number: 12300-000-00-00-00000

2013-15 Biennium

Oregon Business Development Department

<i>Description</i>	<i>2009-11 Actuals</i>	<i>2011-13 Leg Adopted Budget</i>	<i>2011-13 Leg Approved Budget</i>	<i>2013-15 Agency Request Budget</i>	<i>2013-15 Governor's Budget</i>	<i>2013-15 Leg Adopted Budget</i>
7100 Principal - Bonds						
8030 General Fund Debt Svc	-	-	-	-	1,945,000	-
4430 Lottery Funds Debt Svc Ltd	49,774,030	65,481,562	65,481,562	46,825,443	38,155,443	-
3230 Other Funds Debt Svc Non-Ltd	37,540,000	23,916,647	55,281,647	25,076,000	25,076,000	-
3430 Other Funds Debt Svc Ltd	603,496	-	-	-	5,000,000	-
All Funds	87,917,526	89,398,209	120,763,209	71,901,443	70,176,443	-
7150 Interest - Bonds						
8030 General Fund Debt Svc	-	-	-	-	2,592,127	-
4430 Lottery Funds Debt Svc Ltd	20,982,701	16,940,525	16,618,640	22,548,898	18,286,812	-
3230 Other Funds Debt Svc Non-Ltd	15,733,934	16,825,932	11,531,594	12,127,356	12,127,356	-
3430 Other Funds Debt Svc Ltd	970,933	1,797,848	2,119,733	-	-	-
All Funds	37,687,568	35,564,305	30,269,967	34,676,254	33,006,295	-
7990 Undistributed (Debt Svc)						
4430 Lottery Funds Debt Svc Ltd	-	(3,152,044)	-	-	-	-
DEBT SERVICE						
8030 General Fund Debt Svc	-	-	-	-	4,537,127	-
4430 Lottery Funds Debt Svc Ltd	70,756,731	79,270,043	82,100,202	69,374,341	56,442,255	-
3230 Other Funds Debt Svc Non-Ltd	64,493,764	40,742,579	66,813,241	37,203,356	37,203,356	-
3430 Other Funds Debt Svc Ltd	1,574,429	1,797,848	2,119,733	-	5,000,000	-
TOTAL DEBT SERVICE	\$136,824,924	\$121,810,470	\$151,033,176	\$106,577,697	\$103,182,738	-
EXPENDITURES						
8000 General Fund	8,926,180	3,851,208	3,842,479	4,014,740	4,689,607	-
8030 General Fund Debt Svc	-	-	-	-	4,537,127	-

Oregon Business Development Department

Agency Number: 12300

Budget Support - Detail Revenues and Expenditures

Cross Reference Number: 12300-000-00-00-00000

2013-15 Biennium

Oregon Business Development Department

<i>Description</i>	<i>2009-11 Actuals</i>	<i>2011-13 Leg Adopted Budget</i>	<i>2011-13 Leg Approved Budget</i>	<i>2013-15 Agency Request Budget</i>	<i>2013-15 Governor's Budget</i>	<i>2013-15 Leg Adopted Budget</i>
4400 Lottery Funds Ltd	35,668,156	57,070,679	56,577,026	96,458,787	78,344,385	-
4430 Lottery Funds Debt Svc Ltd	70,756,731	79,270,043	82,100,202	69,374,341	56,442,255	-
3200 Other Funds Non-Ltd	146,283,201	196,559,609	193,244,609	283,137,649	265,077,773	-
3230 Other Funds Debt Svc Non-Ltd	64,493,764	40,742,579	66,813,241	37,203,356	37,203,356	-
3400 Other Funds Ltd	25,676,212	24,000,075	23,722,575	26,320,261	73,496,150	-
3430 Other Funds Debt Svc Ltd	1,816,901	1,797,848	2,119,733	-	5,000,000	-
6400 Federal Funds Ltd	28,428,854	50,172,649	50,172,649	38,567,821	38,527,951	-
TOTAL EXPENDITURES	\$382,049,999	\$453,464,690	\$478,592,514	\$555,076,955	\$563,318,604	-
REVERSIONS						
9900 Reversions						
8000 General Fund	(100)	-	-	-	-	-
ENDING BALANCE						
4400 Lottery Funds Ltd	5,020,336	20,729	-	1,619,366	-	-
4430 Lottery Funds Debt Svc Ltd	10,394	-	3,888	-	-	-
3200 Other Funds Non-Ltd	193,761,646	84,279,986	69,992,345	66,830,539	66,575,415	-
3230 Other Funds Debt Svc Non-Ltd	34,810,896	11,783,021	-	4,895,000	4,895,000	-
3400 Other Funds Ltd	22,523,600	19,718,627	19,718,627	23,795,780	23,912,896	-
3430 Other Funds Debt Svc Ltd	3,128,219	372,820	50,935	-	-	-
6400 Federal Funds Ltd	888,743	-	-	9,755,957	9,755,957	-
TOTAL ENDING BALANCE	\$260,143,834	\$116,175,183	\$89,765,795	\$106,896,642	\$105,139,268	-
AUTHORIZED POSITIONS						
8150 Class/Unclass Positions	128	130	131	132	134	-
8180 Position Reconciliation	-	1	1	-	-	-

Oregon Business Development Department

Agency Number: 12300

Budget Support - Detail Revenues and Expenditures

Cross Reference Number: 12300-000-00-00-00000

2013-15 Biennium

Oregon Business Development Department

<i>Description</i>	<i>2009-11 Actuals</i>	<i>2011-13 Leg Adopted Budget</i>	<i>2011-13 Leg Approved Budget</i>	<i>2013-15 Agency Request Budget</i>	<i>2013-15 Governor's Budget</i>	<i>2013-15 Leg Adopted Budget</i>
TOTAL AUTHORIZED POSITIONS	128	131	132	132	134	-
AUTHORIZED FTE						
8250 Class/Unclass FTE Positions	125.72	127.75	128.25	130.50	131.50	-
8280 FTE Reconciliation	-	1.62	1.62	-	-	-
TOTAL AUTHORIZED FTE	125.72	129.37	129.87	130.50	131.50	-

Oregon Business Development Department

Agency Number: 12300

Budget Support - Detail Revenues and Expenditures

Cross Reference Number: 12300-110-00-00-00000

2013-15 Biennium

Shared Services/Central Pool

Description	2009-11 Actuals	2011-13 Leg Adopted Budget	2011-13 Leg Approved Budget	2013-15 Agency Request Budget	2013-15 Governor's Budget	2013-15 Leg Adopted Budget
BEGINNING BALANCE						
0025 Beginning Balance						
4400 Lottery Funds Ltd	-	(86,242)	(86,242)	-	-	-
3400 Other Funds Ltd	-	(310,927)	(310,927)	672,510	672,510	-
All Funds	-	(397,169)	(397,169)	672,510	672,510	-
0030 Beginning Balance Adjustment						
4400 Lottery Funds Ltd	326,000	86,242	86,242	930,767	930,767	-
3400 Other Funds Ltd	675,647	976,637	976,637	-	-	-
All Funds	1,001,647	1,062,879	1,062,879	930,767	930,767	-
BEGINNING BALANCE						
4400 Lottery Funds Ltd	326,000	-	-	930,767	930,767	-
3400 Other Funds Ltd	675,647	665,710	665,710	672,510	672,510	-
TOTAL BEGINNING BALANCE	\$1,001,647	\$665,710	\$665,710	\$1,603,277	\$1,603,277	-
REVENUE CATEGORIES						
INTEREST EARNINGS						
0605 Interest Income						
3400 Other Funds Ltd	7,033	6,800	6,800	8,000	8,000	-
OTHER						
0975 Other Revenues						
3400 Other Funds Ltd	13,909	-	-	-	-	-
TRANSFERS IN						
1010 Transfer In - Intrafund						
4400 Lottery Funds Ltd	49,702	-	-	-	-	-

Oregon Business Development Department

Agency Number: 12300

Budget Support - Detail Revenues and Expenditures

Cross Reference Number: 12300-110-00-00000

2013-15 Biennium

Shared Services/Central Pool

Description	2009-11 Actuals	2011-13 Leg Adopted Budget	2011-13 Leg Approved Budget	2013-15 Agency Request Budget	2013-15 Governor's Budget	2013-15 Leg Adopted Budget
3400 Other Funds Ltd	4,132,228	979,971	979,971	1,393,035	1,393,035	-
All Funds	4,181,930	979,971	979,971	1,393,035	1,393,035	-
1040 Transfer In Lottery Proceeds						
4400 Lottery Funds Ltd	-	-	-	221,771	-	-
1107 Tsfr From Administrative Svcs						
4400 Lottery Funds Ltd	6,312,128	6,822,694	6,683,523	7,180,978	5,880,627	-
TRANSFERS IN						
4400 Lottery Funds Ltd	6,361,830	6,822,694	6,683,523	7,402,749	5,880,627	-
3400 Other Funds Ltd	4,132,228	979,971	979,971	1,393,035	1,393,035	-
TOTAL TRANSFERS IN	\$10,494,058	\$7,802,665	\$7,663,494	\$8,795,784	\$7,273,662	-
REVENUE CATEGORIES						
4400 Lottery Funds Ltd	6,361,830	6,822,694	6,683,523	7,402,749	5,880,627	-
3400 Other Funds Ltd	4,153,170	986,771	986,771	1,401,035	1,401,035	-
TOTAL REVENUE CATEGORIES	\$10,515,000	\$7,809,465	\$7,670,294	\$8,803,784	\$7,281,662	-
TRANSFERS OUT						
2010 Transfer Out - Intrafund						
3400 Other Funds Ltd	(2,242,513)	-	-	-	-	-
AVAILABLE REVENUES						
4400 Lottery Funds Ltd	6,687,830	6,822,694	6,683,523	8,333,516	6,811,394	-
3400 Other Funds Ltd	2,586,304	1,652,481	1,652,481	2,073,545	2,073,545	-
TOTAL AVAILABLE REVENUES	\$9,274,134	\$8,475,175	\$8,336,004	\$10,407,061	\$8,884,939	-
EXPENDITURES						
PERSONAL SERVICES						

Description	2009-11 Actuals	2011-13 Leg Adopted Budget	2011-13 Leg Approved Budget	2013-15 Agency Request Budget	2013-15 Governor's Budget	2013-15 Leg Adopted Budget
SALARIES & WAGES						
3110 Class/Unclass Sal. and Per Diem						
4400 Lottery Funds Ltd	3,246,569	3,777,534	3,777,534	3,573,142	3,475,630	-
3400 Other Funds Ltd	593,432	410,274	410,274	622,514	622,514	-
All Funds	3,840,001	4,187,808	4,187,808	4,195,656	4,098,144	-
3160 Temporary Appointments						
4400 Lottery Funds Ltd	74,748	106,650	106,650	109,210	109,210	-
3400 Other Funds Ltd	16,527	707	707	724	724	-
All Funds	91,275	107,357	107,357	109,934	109,934	-
3170 Overtime Payments						
4400 Lottery Funds Ltd	623	-	-	-	-	-
3400 Other Funds Ltd	39	2,770	2,770	2,836	2,836	-
All Funds	662	2,770	2,770	2,836	2,836	-
3190 All Other Differential						
4400 Lottery Funds Ltd	19,454	-	-	-	-	-
3400 Other Funds Ltd	3,968	5,116	5,116	5,239	5,239	-
All Funds	23,422	5,116	5,116	5,239	5,239	-
SALARIES & WAGES						
4400 Lottery Funds Ltd	3,341,394	3,884,184	3,884,184	3,682,352	3,584,840	-
3400 Other Funds Ltd	613,966	418,867	418,867	631,313	631,313	-
TOTAL SALARIES & WAGES	\$3,955,360	\$4,303,051	\$4,303,051	\$4,313,665	\$4,216,153	-
OTHER PAYROLL EXPENSES						
3210 Empl. Rel. Bd. Assessments						

Budget Support - Detail Revenues and Expenditures

Cross Reference Number: 12300-110-00-00-00000

2013-15 Biennium

Shared Services/Central Pool

Description	2009-11 Actuals	2011-13 Leg Adopted Budget	2011-13 Leg Approved Budget	2013-15 Agency Request Budget	2013-15 Governor's Budget	2013-15 Leg Adopted Budget
4400 Lottery Funds Ltd	886	1,118	1,118	1,076	1,036	-
3400 Other Funds Ltd	252	194	194	204	204	-
All Funds	1,138	1,312	1,312	1,280	1,240	-
3220 Public Employees' Retire Cont						
4400 Lottery Funds Ltd	278,357	544,349	544,349	704,982	662,803	-
3400 Other Funds Ltd	48,541	59,737	59,737	124,416	120,250	-
All Funds	326,898	604,086	604,086	829,398	783,053	-
3221 Pension Obligation Bond						
4400 Lottery Funds Ltd	204,988	221,341	221,341	226,465	226,465	-
3400 Other Funds Ltd	20,684	22,615	22,615	21,146	21,146	-
All Funds	225,672	243,956	243,956	247,611	247,611	-
3230 Social Security Taxes						
4400 Lottery Funds Ltd	245,180	288,639	288,639	275,156	267,696	-
3400 Other Funds Ltd	45,924	32,042	32,042	48,294	48,294	-
All Funds	291,104	320,681	320,681	323,450	315,990	-
3240 Unemployment Assessments						
4400 Lottery Funds Ltd	14,157	36,305	36,305	37,176	37,176	-
3250 Worker's Comp. Assess. (WCD)						
4400 Lottery Funds Ltd	1,255	1,608	1,608	1,586	1,527	-
3400 Other Funds Ltd	265	280	280	302	302	-
All Funds	1,520	1,888	1,888	1,888	1,829	-
3260 Mass Transit Tax						
4400 Lottery Funds Ltd	20,105	24,274	24,274	22,094	21,510	-

Budget Support - Detail Revenues and Expenditures

Cross Reference Number: 12300-110-00-00-00000

2013-15 Biennium

Shared Services/Central Pool

Description	2009-11 Actuals	2011-13 Leg Adopted Budget	2011-13 Leg Approved Budget	2013-15 Agency Request Budget	2013-15 Governor's Budget	2013-15 Leg Adopted Budget
3400 Other Funds Ltd	3,586	2,581	2,581	3,786	3,786	-
All Funds	23,691	26,855	26,855	25,880	25,296	-
3270 Flexible Benefits						
4400 Lottery Funds Ltd	743,646	820,116	820,116	821,205	790,677	-
3400 Other Funds Ltd	181,643	112,860	112,860	155,691	155,691	-
All Funds	925,289	932,976	932,976	976,896	946,368	-
OTHER PAYROLL EXPENSES						
4400 Lottery Funds Ltd	1,508,574	1,937,750	1,937,750	2,089,740	2,008,890	-
3400 Other Funds Ltd	300,895	230,309	230,309	353,839	349,673	-
TOTAL OTHER PAYROLL EXPENSES	\$1,809,469	\$2,168,059	\$2,168,059	\$2,443,579	\$2,358,563	-
P.S. BUDGET ADJUSTMENTS						
3455 Vacancy Savings						
4400 Lottery Funds Ltd	-	(44,705)	(44,705)	(33,584)	(33,584)	-
3400 Other Funds Ltd	-	(10,687)	(10,687)	-	-	-
All Funds	-	(55,392)	(55,392)	(33,584)	(33,584)	-
3465 Reconciliation Adjustment						
4400 Lottery Funds Ltd	-	(508,088)	(319,979)	-	1	-
3400 Other Funds Ltd	-	(27,132)	(27,132)	-	4	-
All Funds	-	(535,220)	(347,111)	-	5	-
3470 Undistributed (P.S.)						
4400 Lottery Funds Ltd	-	-	-	-	(100,000)	-
3400 Other Funds Ltd	-	-	-	-	100,000	-
All Funds	-	-	-	-	-	-

Budget Support - Detail Revenues and Expenditures

Cross Reference Number: 12300-110-00-00-00000

2013-15 Biennium

Shared Services/Central Pool

Description	2009-11 Actuals	2011-13 Leg Adopted Budget	2011-13 Leg Approved Budget	2013-15 Agency Request Budget	2013-15 Governor's Budget	2013-15 Leg Adopted Budget
3991 PERS Policy Adjustment						
4400 Lottery Funds Ltd	-	-	-	-	(128,755)	-
3400 Other Funds Ltd	-	-	-	-	(22,701)	-
All Funds	-	-	-	-	(151,456)	-
P.S. BUDGET ADJUSTMENTS						
4400 Lottery Funds Ltd	-	(552,793)	(364,684)	(33,584)	(262,338)	-
3400 Other Funds Ltd	-	(37,819)	(37,819)	-	77,303	-
TOTAL P.S. BUDGET ADJUSTMENTS	-	(\$590,612)	(\$402,503)	(\$33,584)	(\$185,035)	-
PERSONAL SERVICES						
4400 Lottery Funds Ltd	4,849,968	5,269,141	5,457,250	5,738,508	5,331,392	-
3400 Other Funds Ltd	914,861	611,357	611,357	985,152	1,058,289	-
TOTAL PERSONAL SERVICES	\$5,764,829	\$5,880,498	\$6,068,607	\$6,723,660	\$6,389,681	-
SERVICES & SUPPLIES						
4100 Instate Travel						
4400 Lottery Funds Ltd	55,795	67,484	60,734	64,192	62,192	-
3400 Other Funds Ltd	478	16,215	16,215	16,604	16,604	-
All Funds	56,273	83,699	76,949	80,796	78,796	-
4125 Out of State Travel						
4400 Lottery Funds Ltd	41,550	44,542	44,542	45,611	45,611	-
3400 Other Funds Ltd	3,916	8,479	8,479	8,682	8,682	-
All Funds	45,466	53,021	53,021	54,293	54,293	-
4150 Employee Training						
4400 Lottery Funds Ltd	10,557	39,040	33,790	54,601	34,601	-

Budget Support - Detail Revenues and Expenditures

Cross Reference Number: 12300-110-00-00-00000

2013-15 Biennium

Shared Services/Central Pool

Description	2009-11 Actuals	2011-13 Leg Adopted Budget	2011-13 Leg Approved Budget	2013-15 Agency Request Budget	2013-15 Governor's Budget	2013-15 Leg Adopted Budget
3400 Other Funds Ltd	16,528	-	-	-	-	-
All Funds	27,085	39,040	33,790	54,601	34,601	-
4175 Office Expenses						
4400 Lottery Funds Ltd	42,913	61,061	61,061	63,526	62,526	-
3400 Other Funds Ltd	1,438	-	-	-	-	-
All Funds	44,351	61,061	61,061	63,526	62,526	-
4200 Telecommunications						
4400 Lottery Funds Ltd	60,960	72,670	72,670	75,414	74,414	-
3400 Other Funds Ltd	7,655	3,601	3,601	3,687	3,687	-
All Funds	68,615	76,271	76,271	79,101	78,101	-
4225 State Gov. Service Charges						
4400 Lottery Funds Ltd	101,518	132,690	129,116	143,553	143,553	-
3400 Other Funds Ltd	57,393	-	-	-	-	-
All Funds	158,911	132,690	129,116	143,553	143,553	-
4250 Data Processing						
4400 Lottery Funds Ltd	37,280	168,480	168,480	267,524	172,524	-
3400 Other Funds Ltd	116,564	59,871	59,871	90,108	90,108	-
All Funds	153,844	228,351	228,351	357,632	262,632	-
4275 Publicity and Publications						
4400 Lottery Funds Ltd	462	15,299	15,299	13,028	13,028	-
3400 Other Funds Ltd	-	69,865	69,865	71,542	71,542	-
All Funds	462	85,164	85,164	84,570	84,570	-
4300 Professional Services						

Oregon Business Development Department

Agency Number: 12300

Budget Support - Detail Revenues and Expenditures

Cross Reference Number: 12300-110-00-00-00000

2013-15 Biennium

Shared Services/Central Pool

<i>Description</i>	<i>2009-11 Actuals</i>	<i>2011-13 Leg Adopted Budget</i>	<i>2011-13 Leg Approved Budget</i>	<i>2013-15 Agency Request Budget</i>	<i>2013-15 Governor's Budget</i>	<i>2013-15 Leg Adopted Budget</i>
4400 Lottery Funds Ltd	117,778	131,025	24,225	14,623	14,623	-
3400 Other Funds Ltd	33,659	-	-	-	-	-
All Funds	151,437	131,025	24,225	14,623	14,623	-
4315 IT Professional Services						
4400 Lottery Funds Ltd	188,650	7,419	7,419	7,627	7,627	-
3400 Other Funds Ltd	170,848	50,000	50,000	51,400	51,400	-
All Funds	359,498	57,419	57,419	59,027	59,027	-
4325 Attorney General						
4400 Lottery Funds Ltd	9,848	48,773	48,773	56,040	56,040	-
3400 Other Funds Ltd	5,998	9,407	9,407	10,809	10,809	-
All Funds	15,846	58,180	58,180	66,849	66,849	-
4375 Employee Recruitment and Develop						
4400 Lottery Funds Ltd	-	5,394	5,394	5,523	5,523	-
4400 Dues and Subscriptions						
4400 Lottery Funds Ltd	572	2,526	2,526	2,587	2,587	-
4425 Facilities Rental and Taxes						
4400 Lottery Funds Ltd	182,462	587,771	599,345	640,136	638,136	-
3400 Other Funds Ltd	289,824	12,340	12,340	12,883	12,883	-
All Funds	472,286	600,111	611,685	653,019	651,019	-
4475 Facilities Maintenance						
4400 Lottery Funds Ltd	227	-	-	-	-	-
4650 Other Services and Supplies						
4400 Lottery Funds Ltd	8,522	70,857	70,857	72,558	72,558	-

Oregon Business Development Department

Agency Number: 12300

Budget Support - Detail Revenues and Expenditures

Cross Reference Number: 12300-110-00-00-00000

2013-15 Biennium

Shared Services/Central Pool

Description	2009-11 Actuals	2011-13 Leg Adopted Budget	2011-13 Leg Approved Budget	2013-15 Agency Request Budget	2013-15 Governor's Budget	2013-15 Leg Adopted Budget
3400 Other Funds Ltd	68	132,335	132,335	135,511	135,511	-
All Funds	8,590	203,192	203,192	208,069	208,069	-
4675 Undistributed (S.S.)						
4400 Lottery Funds Ltd	-	(44,772)	(249,499)	-	(60,239)	-
4700 Expendable Prop 250 - 5000						
4400 Lottery Funds Ltd	226	81,751	81,751	83,713	83,713	-
3400 Other Funds Ltd	605	6,501	6,501	6,657	6,657	-
All Funds	831	88,252	88,252	90,370	90,370	-
4715 IT Expendable Property						
4400 Lottery Funds Ltd	23,485	49,790	49,790	53,985	50,985	-
3400 Other Funds Ltd	157,718	-	-	-	-	-
All Funds	181,203	49,790	49,790	53,985	50,985	-
SERVICES & SUPPLIES						
4400 Lottery Funds Ltd	882,805	1,541,800	1,226,273	1,664,241	1,480,002	-
3400 Other Funds Ltd	862,692	368,614	368,614	407,883	407,883	-
TOTAL SERVICES & SUPPLIES	\$1,745,497	\$1,910,414	\$1,594,887	\$2,072,124	\$1,887,885	-
SPECIAL PAYMENTS						
6025 Dist to Other Gov Unit						
4400 Lottery Funds Ltd	15,000	-	-	-	-	-
6065 Loan Repaid To State Agencies						
4400 Lottery Funds Ltd	9,290	-	-	-	-	-
SPECIAL PAYMENTS						
4400 Lottery Funds Ltd	24,290	-	-	-	-	-

Oregon Business Development Department

Agency Number: 12300

Budget Support - Detail Revenues and Expenditures

Cross Reference Number: 12300-110-00-00-00000

2013-15 Biennium

Shared Services/Central Pool

Description	2009-11 Actuals	2011-13 Leg Adopted Budget	2011-13 Leg Approved Budget	2013-15 Agency Request Budget	2013-15 Governor's Budget	2013-15 Leg Adopted Budget
TOTAL SPECIAL PAYMENTS	\$24,290	-	-	-	-	-
EXPENDITURES						
4400 Lottery Funds Ltd	5,757,063	6,810,941	6,683,523	7,402,749	6,811,394	-
3400 Other Funds Ltd	1,777,553	979,971	979,971	1,393,035	1,466,172	-
TOTAL EXPENDITURES	\$7,534,616	\$7,790,912	\$7,663,494	\$8,795,784	\$8,277,566	-
ENDING BALANCE						
4400 Lottery Funds Ltd	930,767	11,753	-	930,767	-	-
3400 Other Funds Ltd	808,751	672,510	672,510	680,510	607,373	-
TOTAL ENDING BALANCE	\$1,739,518	\$684,263	\$672,510	\$1,611,277	\$607,373	-
AUTHORIZED POSITIONS						
8150 Class/Unclass Positions	32	32	32	32	31	-
TOTAL AUTHORIZED POSITIONS	32	32	32	32	31	-
AUTHORIZED FTE						
8250 Class/Unclass FTE Positions	32.00	31.25	31.25	32.00	31.00	-
TOTAL AUTHORIZED FTE	32.00	31.25	31.25	32.00	31.00	-

Oregon Business Development Department

Agency Number: 12300

Budget Support - Detail Revenues and Expenditures

Cross Reference Number: 12300-210-00-00-00000

2013-15 Biennium

Business, Innovation, Trade

Description	2009-11 Actuals	2011-13 Leg Adopted Budget	2011-13 Leg Approved Budget	2013-15 Agency Request Budget	2013-15 Governor's Budget	2013-15 Leg Adopted Budget
BEGINNING BALANCE						
0025 Beginning Balance						
4400 Lottery Funds Ltd	-	(9,100,186)	(9,100,186)	-	-	-
3200 Other Funds Non-Ltd	-	(5,620,557)	(5,620,557)	8,915,316	8,915,316	-
3400 Other Funds Ltd	-	(558,485)	(558,485)	586,959	586,959	-
6400 Federal Funds Ltd	-	(45,339)	(45,339)	-	-	-
All Funds	-	(15,324,567)	(15,324,567)	9,502,275	9,502,275	-
0030 Beginning Balance Adjustment						
4400 Lottery Funds Ltd	8,542,295	12,506,743	12,506,743	4,745,077	4,745,077	-
3200 Other Funds Non-Ltd	23,223,818	27,393,856	24,078,856	7,696,307	7,696,307	-
3400 Other Funds Ltd	2,131,060	3,146,007	2,768,507	1,294,237	1,294,237	-
8800 General Fund Revenue	1,300,000	-	3,692,500	-	-	-
6400 Federal Funds Ltd	69,084	45,339	45,339	9,111,887	9,111,887	-
All Funds	35,266,257	43,091,945	43,091,945	22,847,508	22,847,508	-
BEGINNING BALANCE						
4400 Lottery Funds Ltd	8,542,295	3,406,557	3,406,557	4,745,077	4,745,077	-
3200 Other Funds Non-Ltd	23,223,818	21,773,299	18,458,299	16,611,623	16,611,623	-
3400 Other Funds Ltd	2,131,060	2,587,522	2,210,022	1,881,196	1,881,196	-
8800 General Fund Revenue	1,300,000	-	3,692,500	-	-	-
6400 Federal Funds Ltd	69,084	-	-	9,111,887	9,111,887	-
TOTAL BEGINNING BALANCE	\$35,266,257	\$27,767,378	\$27,767,378	\$32,349,783	\$32,349,783	-

REVENUE CATEGORIES

GENERAL FUND APPROPRIATION

Description	2009-11 Actuals	2011-13 Leg Adopted Budget	2011-13 Leg Approved Budget	2013-15 Agency Request Budget	2013-15 Governor's Budget	2013-15 Leg Adopted Budget
0050 General Fund Appropriation						
8000 General Fund	4,617,717	-	-	-	-	-
LICENSES AND FEES						
0205 Business Lic and Fees						
3200 Other Funds Non-Ltd	2,172	7,000	7,000	2,000	2,000	-
3400 Other Funds Ltd	-	7,500	7,500	7,500	7,500	-
All Funds	2,172	14,500	14,500	9,500	9,500	-
CHARGES FOR SERVICES						
0410 Charges for Services						
3200 Other Funds Non-Ltd	348,207	275,000	275,000	885,000	885,000	-
3400 Other Funds Ltd	238,250	915,978	915,978	177,650	177,650	-
All Funds	586,457	1,190,978	1,190,978	1,062,650	1,062,650	-
FINES, RENTS AND ROYALTIES						
0510 Rents and Royalties						
3200 Other Funds Non-Ltd	6,885	-	-	-	-	-
BOND SALES						
0565 Lottery Bonds						
3200 Other Funds Non-Ltd	-	-	-	10,000,000	-	-
3400 Other Funds Ltd	-	-	-	241,995	-	-
All Funds	-	-	-	10,241,995	-	-
INTEREST EARNINGS						
0605 Interest Income						
4400 Lottery Funds Ltd	80,397	120,000	120,000	-	-	-

Oregon Business Development Department

Agency Number: 12300

Budget Support - Detail Revenues and Expenditures

Cross Reference Number: 12300-210-00-00-00000

2013-15 Biennium

Business, Innovation, Trade

<i>Description</i>	<i>2009-11 Actuals</i>	<i>2011-13 Leg Adopted Budget</i>	<i>2011-13 Leg Approved Budget</i>	<i>2013-15 Agency Request Budget</i>	<i>2013-15 Governor's Budget</i>	<i>2013-15 Leg Adopted Budget</i>
3200 Other Funds Non-Ltd	3,054,469	3,933,980	3,933,980	3,229,274	3,229,274	-
3400 Other Funds Ltd	49,187	354,250	354,250	45,000	45,000	-
All Funds	3,184,053	4,408,230	4,408,230	3,274,274	3,274,274	-
LOAN REPAYMENT						
0925 Loan Repayments						
3200 Other Funds Non-Ltd	5,452,601	6,795,870	6,795,870	7,996,162	7,996,162	-
3400 Other Funds Ltd	67,543	100,000	100,000	205,000	205,000	-
All Funds	5,520,144	6,895,870	6,895,870	8,201,162	8,201,162	-
OTHER						
0975 Other Revenues						
3200 Other Funds Non-Ltd	17,497	21,500	21,500	18,000	18,000	-
3400 Other Funds Ltd	723,183	872,776	972,776	2,236,485	2,236,485	-
All Funds	740,680	894,276	994,276	2,254,485	2,254,485	-
FEDERAL FUNDS REVENUE						
0995 Federal Funds						
6400 Federal Funds Ltd	6,586,320	20,065,709	20,065,709	8,380,150	8,369,231	-
TRANSFERS IN						
1010 Transfer In - Intrafund						
4400 Lottery Funds Ltd	10,618,393	-	-	-	-	-
3200 Other Funds Non-Ltd	4,817,682	-	-	-	-	-
3400 Other Funds Ltd	10,272,758	3,959,976	3,959,976	3,878,616	3,878,616	-
All Funds	25,708,833	3,959,976	3,959,976	3,878,616	3,878,616	-
1040 Transfer In Lottery Proceeds						

Oregon Business Development Department

Agency Number: 12300

Budget Support - Detail Revenues and Expenditures

Cross Reference Number: 12300-210-00-00-00000

2013-15 Biennium

Business, Innovation, Trade

Description	2009-11 Actuals	2011-13 Leg Adopted Budget	2011-13 Leg Approved Budget	2013-15 Agency Request Budget	2013-15 Governor's Budget	2013-15 Leg Adopted Budget
4400 Lottery Funds Ltd	16,107,829	-	-	55,043,261	-	-
1060 Transfer from General Fund						
3400 Other Funds Ltd	4,617,682	-	-	-	-	-
1107 Tsfr From Administrative Svcs						
4400 Lottery Funds Ltd	23,418,391	45,534,264	45,240,368	28,802,683	65,634,298	-
3400 Other Funds Ltd	1,251,920	1,178,663	1,178,663	1,361,675	1,361,675	-
All Funds	24,670,311	46,712,927	46,419,031	30,164,358	66,995,973	-
1150 Tsfr From Revenue, Dept of						
3200 Other Funds Non-Ltd	5,000,000	-	-	-	-	-
1440 Tsfr From Consumer/Bus Svcs						
3400 Other Funds Ltd	85,901	-	-	-	-	-
1730 Tsfr From Transportation, Dept						
3400 Other Funds Ltd	585,896	568,103	568,103	1,114,098	1,114,098	-
1860 Tsfr From Public Utility Comm						
3400 Other Funds Ltd	-	-	-	99,471	99,471	-
TRANSFERS IN						
4400 Lottery Funds Ltd	50,144,613	45,534,264	45,240,368	83,845,944	65,634,298	-
3200 Other Funds Non-Ltd	9,817,682	-	-	-	-	-
3400 Other Funds Ltd	16,814,157	5,706,742	5,706,742	6,453,860	6,453,860	-
TOTAL TRANSFERS IN	\$76,776,452	\$51,241,006	\$50,947,110	\$90,299,804	\$72,088,158	-
REVENUE CATEGORIES						
8000 General Fund	4,617,717	-	-	-	-	-
4400 Lottery Funds Ltd	50,225,010	45,654,264	45,360,368	83,845,944	65,634,298	-

Description	2009-11 Actuals	2011-13 Leg Adopted Budget	2011-13 Leg Approved Budget	2013-15 Agency Request Budget	2013-15 Governor's Budget	2013-15 Leg Adopted Budget
3200 Other Funds Non-Ltd	18,699,513	11,033,350	11,033,350	22,130,436	12,130,436	-
3400 Other Funds Ltd	17,892,320	7,957,246	8,057,246	9,367,490	9,125,495	-
6400 Federal Funds Ltd	6,586,320	20,065,709	20,065,709	8,380,150	8,369,231	-
TOTAL REVENUE CATEGORIES	\$98,020,880	\$84,710,569	\$84,516,673	\$123,724,020	\$95,259,460	-
TRANSFERS OUT						
2010 Transfer Out - Intrafund						
4400 Lottery Funds Ltd	(9,910,517)	-	-	-	-	-
3200 Other Funds Non-Ltd	(2,201,004)	(3,784,876)	(3,784,876)	(3,011,019)	(3,011,019)	-
3400 Other Funds Ltd	(5,142,106)	(101,862)	(101,862)	(115,104)	(115,104)	-
All Funds	(17,253,627)	(3,886,738)	(3,886,738)	(3,126,123)	(3,126,123)	-
2040 Transfer Out Lottery Proceeds						
4400 Lottery Funds Ltd	(16,107,829)	-	-	-	-	-
2060 Transfer to General Fund						
8800 General Fund Revenue	(1,300,000)	-	(3,692,500)	-	-	-
2121 Tsfr To Governor, Office of the						
3400 Other Funds Ltd	(577,500)	(640,000)	(640,000)	(565,000)	(565,000)	-
2150 Tsfr To Revenue, Dept of						
3400 Other Funds Ltd	(15,000)	-	-	-	-	-
2440 Tsfr To Consumer/Bus Svcs						
3400 Other Funds Ltd	(9,364)	(53,865)	(53,865)	(53,865)	(53,865)	-
TRANSFERS OUT						
4400 Lottery Funds Ltd	(26,018,346)	-	-	-	-	-
3200 Other Funds Non-Ltd	(2,201,004)	(3,784,876)	(3,784,876)	(3,011,019)	(3,011,019)	-

Oregon Business Development Department

Agency Number: 12300

Budget Support - Detail Revenues and Expenditures

Cross Reference Number: 12300-210-00-00-00000

2013-15 Biennium

Business, Innovation, Trade

Description	2009-11 Actuals	2011-13 Leg Adopted Budget	2011-13 Leg Approved Budget	2013-15 Agency Request Budget	2013-15 Governor's Budget	2013-15 Leg Adopted Budget
3400 Other Funds Ltd	(5,743,970)	(795,727)	(795,727)	(733,969)	(733,969)	-
8800 General Fund Revenue	(1,300,000)	-	(3,692,500)	-	-	-
TOTAL TRANSFERS OUT	(\$35,263,320)	(\$4,580,603)	(\$8,273,103)	(\$3,744,988)	(\$3,744,988)	-
AVAILABLE REVENUES						
8000 General Fund	4,617,717	-	-	-	-	-
4400 Lottery Funds Ltd	32,748,959	49,060,821	48,766,925	88,591,021	70,379,375	-
3200 Other Funds Non-Ltd	39,722,327	29,021,773	25,706,773	35,731,040	25,731,040	-
3400 Other Funds Ltd	14,279,410	9,749,041	9,471,541	10,514,717	10,272,722	-
6400 Federal Funds Ltd	6,655,404	20,065,709	20,065,709	17,492,037	17,481,118	-
TOTAL AVAILABLE REVENUES	\$98,023,817	\$107,897,344	\$104,010,948	\$152,328,815	\$123,864,255	-
EXPENDITURES						
PERSONAL SERVICES						
SALARIES & WAGES						
3110 Class/Unclass Sal. and Per Diem						
4400 Lottery Funds Ltd	3,561,187	5,390,371	5,390,371	5,276,323	5,276,323	-
3400 Other Funds Ltd	3,060,780	2,238,269	2,294,861	2,567,813	2,567,813	-
6400 Federal Funds Ltd	52,019	309,456	309,456	256,320	256,320	-
All Funds	6,673,986	7,938,096	7,994,688	8,100,456	8,100,456	-
3160 Temporary Appointments						
4400 Lottery Funds Ltd	2,059	-	-	-	-	-
3400 Other Funds Ltd	1,916	-	-	-	-	-
All Funds	3,975	-	-	-	-	-
3190 All Other Differential						

Oregon Business Development Department

Agency Number: 12300

Budget Support - Detail Revenues and Expenditures

Cross Reference Number: 12300-210-00-00-00000

2013-15 Biennium

Business, Innovation, Trade

Description	2009-11 Actuals	2011-13 Leg Adopted Budget	2011-13 Leg Approved Budget	2013-15 Agency Request Budget	2013-15 Governor's Budget	2013-15 Leg Adopted Budget
4400 Lottery Funds Ltd	16,834	34,734	34,734	35,568	35,568	-
3400 Other Funds Ltd	17,294	-	-	-	-	-
6400 Federal Funds Ltd	167	-	-	-	-	-
All Funds	34,295	34,734	34,734	35,568	35,568	-
SALARIES & WAGES						
4400 Lottery Funds Ltd	3,580,080	5,425,105	5,425,105	5,311,891	5,311,891	-
3400 Other Funds Ltd	3,079,990	2,238,269	2,294,861	2,567,813	2,567,813	-
6400 Federal Funds Ltd	52,186	309,456	309,456	256,320	256,320	-
TOTAL SALARIES & WAGES	\$6,712,256	\$7,972,830	\$8,029,422	\$8,136,024	\$8,136,024	-
OTHER PAYROLL EXPENSES						
3210 Empl. Rel. Bd. Assessments						
4400 Lottery Funds Ltd	956	1,349	1,349	1,356	1,356	-
3400 Other Funds Ltd	1,020	701	742	828	828	-
6400 Federal Funds Ltd	16	123	123	96	96	-
All Funds	1,992	2,173	2,214	2,280	2,280	-
3220 Public Employees' Retire Cont						
4400 Lottery Funds Ltd	303,829	781,760	781,760	1,048,036	1,012,975	-
3400 Other Funds Ltd	256,666	322,536	330,691	506,633	489,681	-
6400 Federal Funds Ltd	4,404	44,594	44,594	50,572	48,881	-
All Funds	564,899	1,148,890	1,157,045	1,605,241	1,551,537	-
3221 Pension Obligation Bond						
4400 Lottery Funds Ltd	290,434	313,679	313,679	323,359	323,359	-
3400 Other Funds Ltd	97,591	128,090	128,090	131,303	131,303	-

Oregon Business Development Department

Agency Number: 12300

Budget Support - Detail Revenues and Expenditures

Cross Reference Number: 12300-210-00-00-00000

2013-15 Biennium

Business, Innovation, Trade

<i>Description</i>	<i>2009-11 Actuals</i>	<i>2011-13 Leg Adopted Budget</i>	<i>2011-13 Leg Approved Budget</i>	<i>2013-15 Agency Request Budget</i>	<i>2013-15 Governor's Budget</i>	<i>2013-15 Leg Adopted Budget</i>
6400 Federal Funds Ltd	3,104	-	-	19,792	19,792	-
All Funds	391,129	441,769	441,769	474,454	474,454	-
3230 Social Security Taxes						
4400 Lottery Funds Ltd	265,440	415,018	415,018	406,358	406,358	-
3400 Other Funds Ltd	232,125	171,230	175,559	196,438	196,438	-
6400 Federal Funds Ltd	3,972	23,674	23,674	19,609	19,609	-
All Funds	501,537	609,922	614,251	622,405	622,405	-
3240 Unemployment Assessments						
4400 Lottery Funds Ltd	13,322	-	-	-	-	-
3250 Worker's Comp. Assess. (WCD)						
4400 Lottery Funds Ltd	1,120	1,941	1,941	2,000	2,000	-
3400 Other Funds Ltd	1,146	1,009	1,068	1,222	1,222	-
6400 Federal Funds Ltd	20	177	177	141	141	-
All Funds	2,286	3,127	3,186	3,363	3,363	-
3260 Mass Transit Tax						
4400 Lottery Funds Ltd	18,340	33,121	33,121	31,872	31,872	-
3400 Other Funds Ltd	17,935	13,430	13,770	15,021	15,021	-
All Funds	36,275	46,551	46,891	46,893	46,893	-
3270 Flexible Benefits						
4400 Lottery Funds Ltd	606,239	990,158	990,158	1,034,899	1,034,899	-
3400 Other Funds Ltd	690,002	514,642	544,738	631,931	631,931	-
6400 Federal Funds Ltd	8,890	90,288	90,288	73,266	73,266	-
All Funds	1,305,131	1,595,088	1,625,184	1,740,096	1,740,096	-

Oregon Business Development Department

Agency Number: 12300

Budget Support - Detail Revenues and Expenditures

Cross Reference Number: 12300-210-00-00000

2013-15 Biennium

Business, Innovation, Trade

Description	2009-11 Actuals	2011-13 Leg Adopted Budget	2011-13 Leg Approved Budget	2013-15 Agency Request Budget	2013-15 Governor's Budget	2013-15 Leg Adopted Budget
3280 Other OPE						
4400 Lottery Funds Ltd	485,233	460,629	460,629	471,684	471,684	-
3400 Other Funds Ltd	112,700	100,000	100,000	102,400	102,400	-
All Funds	597,933	560,629	560,629	574,084	574,084	-
OTHER PAYROLL EXPENSES						
4400 Lottery Funds Ltd	1,984,913	2,997,655	2,997,655	3,319,564	3,284,503	-
3400 Other Funds Ltd	1,409,185	1,251,638	1,294,658	1,585,776	1,568,824	-
6400 Federal Funds Ltd	20,406	158,856	158,856	163,476	161,785	-
TOTAL OTHER PAYROLL EXPENSES	\$3,414,504	\$4,408,149	\$4,451,169	\$5,068,816	\$5,015,112	-
P.S. BUDGET ADJUSTMENTS						
3455 Vacancy Savings						
4400 Lottery Funds Ltd	-	(35,763)	(35,763)	-	-	-
3465 Reconciliation Adjustment						
4400 Lottery Funds Ltd	-	(713,592)	(435,282)	-	2	-
3400 Other Funds Ltd	-	(21,043)	(20,655)	-	5	-
6400 Federal Funds Ltd	-	(15,573)	(15,573)	-	(1)	-
All Funds	-	(750,208)	(471,510)	-	6	-
3991 PERS Policy Adjustment						
4400 Lottery Funds Ltd	-	-	-	-	(191,228)	-
3400 Other Funds Ltd	-	-	-	-	(92,442)	-
6400 Federal Funds Ltd	-	-	-	-	(9,227)	-
All Funds	-	-	-	-	(292,897)	-
P.S. BUDGET ADJUSTMENTS						

Oregon Business Development Department

Agency Number: 12300

Budget Support - Detail Revenues and Expenditures

Cross Reference Number: 12300-210-00-00-00000

2013-15 Biennium

Business, Innovation, Trade

Description	2009-11 Actuals	2011-13 Leg Adopted Budget	2011-13 Leg Approved Budget	2013-15 Agency Request Budget	2013-15 Governor's Budget	2013-15 Leg Adopted Budget
4400 Lottery Funds Ltd	-	(749,355)	(471,045)	-	(191,226)	-
3400 Other Funds Ltd	-	(21,043)	(20,655)	-	(92,437)	-
6400 Federal Funds Ltd	-	(15,573)	(15,573)	-	(9,228)	-
TOTAL P.S. BUDGET ADJUSTMENTS	-	(\$785,971)	(\$507,273)	-	(\$292,891)	-
PERSONAL SERVICES						
4400 Lottery Funds Ltd	5,564,993	7,673,405	7,951,715	8,631,455	8,405,168	-
3400 Other Funds Ltd	4,489,175	3,468,864	3,568,864	4,153,589	4,044,200	-
6400 Federal Funds Ltd	72,592	452,739	452,739	419,796	408,877	-
TOTAL PERSONAL SERVICES	\$10,126,760	\$11,595,008	\$11,973,318	\$13,204,840	\$12,858,245	-
SERVICES & SUPPLIES						
4100 Instate Travel						
4400 Lottery Funds Ltd	104,135	277,599	277,599	300,261	284,261	-
3400 Other Funds Ltd	205,638	79,175	79,175	70,323	70,323	-
6400 Federal Funds Ltd	1,411	55,800	55,800	-	-	-
All Funds	311,184	412,574	412,574	370,584	354,584	-
4125 Out of State Travel						
4400 Lottery Funds Ltd	22,306	564,672	564,672	578,224	578,224	-
3400 Other Funds Ltd	256,302	23,077	23,077	23,631	23,631	-
6400 Federal Funds Ltd	6,501	-	-	-	-	-
All Funds	285,109	587,749	587,749	601,855	601,855	-
4150 Employee Training						
4400 Lottery Funds Ltd	45,164	34,600	34,600	35,430	35,430	-
3400 Other Funds Ltd	31,558	9,692	9,692	29,925	29,925	-

Oregon Business Development Department

Agency Number: 12300

Budget Support - Detail Revenues and Expenditures

Cross Reference Number: 12300-210-00-00000

2013-15 Biennium

Business, Innovation, Trade

<i>Description</i>	<i>2009-11 Actuals</i>	<i>2011-13 Leg Adopted Budget</i>	<i>2011-13 Leg Approved Budget</i>	<i>2013-15 Agency Request Budget</i>	<i>2013-15 Governor's Budget</i>	<i>2013-15 Leg Adopted Budget</i>
6400 Federal Funds Ltd	115	-	-	-	-	-
All Funds	76,837	44,292	44,292	65,355	65,355	-
4175 Office Expenses						
4400 Lottery Funds Ltd	75,584	93,560	93,560	96,565	95,805	-
3400 Other Funds Ltd	43,030	36,148	36,148	37,016	37,016	-
6400 Federal Funds Ltd	25	21,500	21,500	-	-	-
All Funds	118,639	151,208	151,208	133,581	132,821	-
4200 Telecommunications						
4400 Lottery Funds Ltd	93,925	118,087	118,087	123,421	120,921	-
3400 Other Funds Ltd	76,687	48,543	48,543	47,511	47,511	-
6400 Federal Funds Ltd	5	-	-	-	-	-
All Funds	170,617	166,630	166,630	170,932	168,432	-
4225 State Gov. Service Charges						
4400 Lottery Funds Ltd	30,513	176,000	176,000	192,196	192,196	-
3200 Other Funds Non-Ltd	6,475	6,457	6,457	6,752	6,752	-
3400 Other Funds Ltd	210,329	40,999	40,999	58,614	68,629	-
6400 Federal Funds Ltd	260	251	251	267	267	-
All Funds	247,577	223,707	223,707	257,829	267,844	-
4250 Data Processing						
4400 Lottery Funds Ltd	981	3,517	3,517	7,101	3,601	-
3400 Other Funds Ltd	9,652	6,494	6,494	106,650	130,173	-
All Funds	10,633	10,011	10,011	113,751	133,774	-
4275 Publicity and Publications						

Oregon Business Development Department

Agency Number: 12300

Budget Support - Detail Revenues and Expenditures

Cross Reference Number: 12300-210-00-00-00000

2013-15 Biennium

Business, Innovation, Trade

Description	2009-11 Actuals	2011-13 Leg Adopted Budget	2011-13 Leg Approved Budget	2013-15 Agency Request Budget	2013-15 Governor's Budget	2013-15 Leg Adopted Budget
4400 Lottery Funds Ltd	21,028	102,880	102,880	89,821	82,821	-
3400 Other Funds Ltd	60,723	70,573	70,573	72,267	72,267	-
6400 Federal Funds Ltd	1,080	-	-	-	-	-
All Funds	82,831	173,453	173,453	162,088	155,088	-
4300 Professional Services						
4400 Lottery Funds Ltd	88,143	807,461	707,461	1,268,756	634,756	-
3200 Other Funds Non-Ltd	3,600	-	-	-	-	-
3400 Other Funds Ltd	950,555	902,600	902,600	1,627,873	1,627,873	-
6400 Federal Funds Ltd	46,766	303,000	303,000	130,280	130,280	-
All Funds	1,089,064	2,013,061	1,913,061	3,026,909	2,392,909	-
4315 IT Professional Services						
4400 Lottery Funds Ltd	102,135	-	-	-	-	-
3400 Other Funds Ltd	57,825	598	598	50,615	50,615	-
All Funds	159,960	598	598	50,615	50,615	-
4325 Attorney General						
4400 Lottery Funds Ltd	10,264	65,720	65,720	82,512	75,512	-
3200 Other Funds Non-Ltd	47,705	100,000	100,000	100,000	100,000	-
3400 Other Funds Ltd	71,756	51,434	51,434	59,098	59,098	-
6400 Federal Funds Ltd	6,178	9,000	9,000	10,341	10,341	-
All Funds	135,903	226,154	226,154	251,951	244,951	-
4350 Dispute Resolution Services						
3400 Other Funds Ltd	2,219	2,118	2,118	227,169	226,637	-
4375 Employee Recruitment and Develop						

Oregon Business Development Department

Agency Number: 12300

Budget Support - Detail Revenues and Expenditures

Cross Reference Number: 12300-210-00-00-00000

2013-15 Biennium

Business, Innovation, Trade

Description	2009-11 Actuals	2011-13 Leg Adopted Budget	2011-13 Leg Approved Budget	2013-15 Agency Request Budget	2013-15 Governor's Budget	2013-15 Leg Adopted Budget
4400 Lottery Funds Ltd	4,805	3,277	3,277	4,356	3,356	-
3400 Other Funds Ltd	-	2,244	2,244	2,298	2,298	-
All Funds	4,805	5,521	5,521	6,654	5,654	-
4400 Dues and Subscriptions						
4400 Lottery Funds Ltd	18,824	47,371	47,371	48,508	48,508	-
3400 Other Funds Ltd	623	4,771	4,771	4,886	4,886	-
All Funds	19,447	52,142	52,142	53,394	53,394	-
4425 Facilities Rental and Taxes						
4400 Lottery Funds Ltd	-	446,279	446,279	465,915	465,915	-
3400 Other Funds Ltd	542,977	67,418	67,418	68,411	68,411	-
6400 Federal Funds Ltd	150	-	-	-	-	-
All Funds	543,127	513,697	513,697	534,326	534,326	-
4450 Fuels and Utilities						
4400 Lottery Funds Ltd	4,360	-	-	-	-	-
3400 Other Funds Ltd	1,532	-	-	-	-	-
All Funds	5,892	-	-	-	-	-
4475 Facilities Maintenance						
4400 Lottery Funds Ltd	67	-	-	-	-	-
3400 Other Funds Ltd	412	-	-	-	-	-
All Funds	479	-	-	-	-	-
4575 Agency Program Related S and S						
4400 Lottery Funds Ltd	11,411	1,300,000	1,300,000	-	-	-
3400 Other Funds Ltd	7,313	-	-	-	-	-

Budget Support - Detail Revenues and Expenditures
 2013-15 Biennium
 Business, Innovation, Trade

Cross Reference Number: 12300-210-00-00-00000

Description	2009-11 Actuals	2011-13 Leg Adopted Budget	2011-13 Leg Approved Budget	2013-15 Agency Request Budget	2013-15 Governor's Budget	2013-15 Leg Adopted Budget
6400 Federal Funds Ltd	9,000	-	-	-	-	-
All Funds	27,724	1,300,000	1,300,000	-	-	-
4650 Other Services and Supplies						
4400 Lottery Funds Ltd	18,231	4,349	4,349	4,453	4,453	-
3200 Other Funds Non-Ltd	649,189	-	-	-	-	-
3400 Other Funds Ltd	26,400	14,210	14,210	256,546	14,551	-
6400 Federal Funds Ltd	6,536	-	-	-	-	-
All Funds	700,356	18,559	18,559	260,999	19,004	-
4675 Undistributed (S.S.)						
4400 Lottery Funds Ltd	-	(97,151)	(183,303)	-	-	-
4700 Expendable Prop 250 - 5000						
4400 Lottery Funds Ltd	19,665	21,400	21,400	21,914	21,914	-
3400 Other Funds Ltd	2,550	14,277	14,277	7,298	7,298	-
All Funds	22,215	35,677	35,677	29,212	29,212	-
4715 IT Expendable Property						
4400 Lottery Funds Ltd	13,650	-	-	-	-	-
3400 Other Funds Ltd	4,806	1,250	1,250	-	-	-
All Funds	18,456	1,250	1,250	-	-	-
SERVICES & SUPPLIES						
4400 Lottery Funds Ltd	685,191	3,969,621	3,783,469	3,319,433	2,647,673	-
3200 Other Funds Non-Ltd	706,969	106,457	106,457	106,752	106,752	-
3400 Other Funds Ltd	2,562,887	1,375,621	1,375,621	2,750,131	2,541,142	-
6400 Federal Funds Ltd	78,027	389,551	389,551	140,888	140,888	-

Oregon Business Development Department

Agency Number: 12300

Budget Support - Detail Revenues and Expenditures

Cross Reference Number: 12300-210-00-00-00000

2013-15 Biennium

Business, Innovation, Trade

<i>Description</i>	<i>2009-11 Actuals</i>	<i>2011-13 Leg Adopted Budget</i>	<i>2011-13 Leg Approved Budget</i>	<i>2013-15 Agency Request Budget</i>	<i>2013-15 Governor's Budget</i>	<i>2013-15 Leg Adopted Budget</i>
TOTAL SERVICES & SUPPLIES	\$4,033,074	\$5,841,250	\$5,655,098	\$6,317,204	\$5,436,455	-
SPECIAL PAYMENTS						
6015 Dist to Cities						
4400 Lottery Funds Ltd	250,000	346,591	346,591	354,909	354,909	-
3200 Other Funds Non-Ltd	109,212	500,000	500,000	400,000	400,000	-
6400 Federal Funds Ltd	178,785	231,000	231,000	236,544	236,544	-
All Funds	537,997	1,077,591	1,077,591	991,453	991,453	-
6020 Dist to Counties						
4400 Lottery Funds Ltd	-	126,124	126,124	129,151	129,151	-
3200 Other Funds Non-Ltd	125,000	-	-	-	-	-
6400 Federal Funds Ltd	200,000	-	-	-	-	-
All Funds	325,000	126,124	126,124	129,151	129,151	-
6025 Dist to Other Gov Unit						
4400 Lottery Funds Ltd	475,220	333,487	333,487	341,491	341,491	-
3200 Other Funds Non-Ltd	195,899	-	-	-	-	-
3400 Other Funds Ltd	175,314	291,464	291,464	298,459	298,459	-
6400 Federal Funds Ltd	200,000	-	-	-	-	-
All Funds	1,046,433	624,951	624,951	639,950	639,950	-
6030 Dist to Non-Gov Units						
4400 Lottery Funds Ltd	17,360,380	36,801,513	35,127,638	20,799,532	20,799,532	-
3200 Other Funds Non-Ltd	-	1,000,000	1,000,000	1,000,000	1,000,000	-
3400 Other Funds Ltd	834,650	3,727,272	3,349,772	2,092,727	2,092,727	-
6400 Federal Funds Ltd	4,896,199	16,001,778	16,001,778	3,935,275	3,935,275	-

Oregon Business Development Department

Agency Number: 12300

Budget Support - Detail Revenues and Expenditures

Cross Reference Number: 12300-210-00-00000

2013-15 Biennium

Business, Innovation, Trade

Description	2009-11 Actuals	2011-13 Leg Adopted Budget	2011-13 Leg Approved Budget	2013-15 Agency Request Budget	2013-15 Governor's Budget	2013-15 Leg Adopted Budget
All Funds	23,091,229	57,530,563	55,479,188	27,827,534	27,827,534	-
6045 Dist to Comm College Districts						
4400 Lottery Funds Ltd	190,297	-	-	-	-	-
3400 Other Funds Ltd	1,053,049	-	-	-	-	-
All Funds	1,243,346	-	-	-	-	-
6050 Dist to Non-Profit Organizations						
4400 Lottery Funds Ltd	-	-	-	27,675,000	27,050,000	-
3200 Other Funds Non-Ltd	10,000	-	-	-	-	-
All Funds	10,000	-	-	27,675,000	27,050,000	-
6060 Intra-Agency Gen Fund Transfer						
8000 General Fund	4,617,682	-	-	-	-	-
6080 Loans Made - Other						
4400 Lottery Funds Ltd	3,983,309	-	-	26,500,000	-	-
3200 Other Funds Non-Ltd	13,546,164	18,500,000	15,185,000	21,300,000	13,800,000	-
3400 Other Funds Ltd	2,751,373	-	-	-	-	-
6400 Federal Funds Ltd	1,000,000	2,990,641	2,990,641	3,003,577	3,003,577	-
All Funds	21,280,846	21,490,641	18,175,641	50,803,577	16,803,577	-
6085 Other Special Payments						
4400 Lottery Funds Ltd	-	1,157,901	1,097,901	151,451	10,651,451	-
3200 Other Funds Non-Ltd	-	-	-	2,500,000	-	-
All Funds	-	1,157,901	1,097,901	2,651,451	10,651,451	-
6090 Undistributed (S.P.)						
4400 Lottery Funds Ltd	-	(1,356,797)	-	-	-	-

Oregon Business Development Department

Agency Number: 12300

Budget Support - Detail Revenues and Expenditures

Cross Reference Number: 12300-210-00-00-00000

2013-15 Biennium

Business, Innovation, Trade

Description	2009-11 Actuals	2011-13 Leg Adopted Budget	2011-13 Leg Approved Budget	2013-15 Agency Request Budget	2013-15 Governor's Budget	2013-15 Leg Adopted Budget
6141 Spc Pmt to Lands, Dept of State						
3400 Other Funds Ltd	-	28,797	28,797	-	-	-
6340 Spc Pmt to Environmental Quality						
3400 Other Funds Ltd	-	175,646	175,646	-	-	-
6580 Spc Pmt to OR University System						
4400 Lottery Funds Ltd	150,000	-	-	-	-	-
6660 Spc Pmt to Land Conservation Dev						
3400 Other Funds Ltd	-	94,418	94,418	-	-	-
SPECIAL PAYMENTS						
8000 General Fund	4,617,682	-	-	-	-	-
4400 Lottery Funds Ltd	22,409,206	37,408,819	37,031,741	75,951,534	59,326,534	-
3200 Other Funds Non-Ltd	13,986,275	20,000,000	16,685,000	25,200,000	15,200,000	-
3400 Other Funds Ltd	4,814,386	4,317,597	3,940,097	2,391,186	2,391,186	-
6400 Federal Funds Ltd	6,474,984	19,223,419	19,223,419	7,175,396	7,175,396	-
TOTAL SPECIAL PAYMENTS	\$52,302,533	\$80,949,835	\$76,880,257	\$110,718,116	\$84,093,116	-
EXPENDITURES						
8000 General Fund	4,617,682	-	-	-	-	-
4400 Lottery Funds Ltd	28,659,390	49,051,845	48,766,925	87,902,422	70,379,375	-
3200 Other Funds Non-Ltd	14,693,244	20,106,457	16,791,457	25,306,752	15,306,752	-
3400 Other Funds Ltd	11,866,448	9,162,082	8,884,582	9,294,906	8,976,528	-
6400 Federal Funds Ltd	6,625,603	20,065,709	20,065,709	7,736,080	7,725,161	-
TOTAL EXPENDITURES	\$66,462,367	\$98,386,093	\$94,508,673	\$130,240,160	\$102,387,816	-
REVERSIONS						

Oregon Business Development Department

Agency Number: 12300

Budget Support - Detail Revenues and Expenditures

Cross Reference Number: 12300-210-00-00-00000

2013-15 Biennium

Business, Innovation, Trade

Description	2009-11 Actuals	2011-13 Leg Adopted Budget	2011-13 Leg Approved Budget	2013-15 Agency Request Budget	2013-15 Governor's Budget	2013-15 Leg Adopted Budget
9900 Reversions						
8000 General Fund	(35)	-	-	-	-	-
ENDING BALANCE						
4400 Lottery Funds Ltd	4,089,569	8,976	-	688,599	-	-
3200 Other Funds Non-Ltd	25,029,083	8,915,316	8,915,316	10,424,288	10,424,288	-
3400 Other Funds Ltd	2,412,962	586,959	586,959	1,219,811	1,296,194	-
6400 Federal Funds Ltd	29,801	-	-	9,755,957	9,755,957	-
TOTAL ENDING BALANCE	\$31,561,415	\$9,511,251	\$9,502,275	\$22,088,655	\$21,476,439	-
AUTHORIZED POSITIONS						
8150 Class/Unclass Positions	54	56	57	57	57	-
8180 Position Reconciliation	-	1	1	-	-	-
TOTAL AUTHORIZED POSITIONS	54	57	58	57	57	-
AUTHORIZED FTE						
8250 Class/Unclass FTE Positions	52.42	54.50	55.00	55.50	55.50	-
8280 FTE Reconciliation	-	1.62	1.62	-	-	-
TOTAL AUTHORIZED FTE	52.42	56.12	56.62	55.50	55.50	-

Oregon Business Development Department

Agency Number: 12300

Budget Support - Detail Revenues and Expenditures

Cross Reference Number: 12300-300-00-00-00000

2013-15 Biennium

Infrastructure Financing Authority

Description	2009-11 Actuals	2011-13 Leg Adopted Budget	2011-13 Leg Approved Budget	2013-15 Agency Request Budget	2013-15 Governor's Budget	2013-15 Leg Adopted Budget
BEGINNING BALANCE						
0025 Beginning Balance						
4400 Lottery Funds Ltd	-	(1,377,544)	(1,377,544)	-	-	-
3200 Other Funds Non-Ltd	-	(1,004,286)	(1,004,286)	61,065,394	61,065,394	-
3230 Other Funds Debt Svc Non-Ltd	-	2,515,531	2,515,531	-	-	-
3400 Other Funds Ltd	-	(440,440)	(440,440)	312,186	312,186	-
All Funds	-	(306,739)	(306,739)	61,377,580	61,377,580	-
0030 Beginning Balance Adjustment						
4400 Lottery Funds Ltd	1,470,284	1,377,544	1,377,544	-	-	-
3200 Other Funds Non-Ltd	132,417,490	132,391,238	132,391,238	68,078,432	68,078,432	-
3230 Other Funds Debt Svc Non-Ltd	8,972,490	8,972,490	8,972,490	4,600,000	4,600,000	-
3400 Other Funds Ltd	1,864,215	1,864,215	1,864,215	-	-	-
6400 Federal Funds Ltd	82,642	82,640	82,640	-	-	-
All Funds	144,807,121	144,688,127	144,688,127	72,678,432	72,678,432	-
BEGINNING BALANCE						
4400 Lottery Funds Ltd	1,470,284	-	-	-	-	-
3200 Other Funds Non-Ltd	132,417,490	131,386,952	131,386,952	129,143,826	129,143,826	-
3230 Other Funds Debt Svc Non-Ltd	8,972,490	11,488,021	11,488,021	4,600,000	4,600,000	-
3400 Other Funds Ltd	1,864,215	1,423,775	1,423,775	312,186	312,186	-
6400 Federal Funds Ltd	82,642	82,640	82,640	-	-	-
TOTAL BEGINNING BALANCE	\$144,807,121	\$144,381,388	\$144,381,388	\$134,056,012	\$134,056,012	-

REVENUE CATEGORIES

GENERAL FUND APPROPRIATION

Oregon Business Development Department

Agency Number: 12300

Budget Support - Detail Revenues and Expenditures

Cross Reference Number: 12300-300-00-00-00000

2013-15 Biennium

Infrastructure Financing Authority

Description	2009-11 Actuals	2011-13 Leg Adopted Budget	2011-13 Leg Approved Budget	2013-15 Agency Request Budget	2013-15 Governor's Budget	2013-15 Leg Adopted Budget
0050 General Fund Appropriation						
8000 General Fund	-	-	-	-	205,677	-
8030 General Fund Debt Svc	-	-	-	-	4,537,127	-
All Funds	-	-	-	-	4,742,804	-
CHARGES FOR SERVICES						
0410 Charges for Services						
3200 Other Funds Non-Ltd	500	400,000	400,000	400,000	400,000	-
BOND SALES						
0555 General Fund Obligation Bonds						
3400 Other Funds Ltd	-	-	-	-	30,000,000	-
0565 Lottery Bonds						
3200 Other Funds Non-Ltd	-	10,000,000	10,000,000	100,000,000	91,685,000	-
3400 Other Funds Ltd	-	106,207	106,207	1,133,000	1,133,000	-
All Funds	-	10,106,207	10,106,207	101,133,000	92,818,000	-
0570 Revenue Bonds						
3200 Other Funds Non-Ltd	40,026,294	33,031,774	33,031,774	33,031,774	33,031,774	-
0580 Cert of Participation						
3400 Other Funds Ltd	-	-	-	-	10,235,000	-
BOND SALES						
3200 Other Funds Non-Ltd	40,026,294	43,031,774	43,031,774	133,031,774	124,716,774	-
3400 Other Funds Ltd	-	106,207	106,207	1,133,000	41,368,000	-
TOTAL BOND SALES	\$40,026,294	\$43,137,981	\$43,137,981	\$134,164,774	\$166,084,774	-
INTEREST EARNINGS						

Oregon Business Development Department

Agency Number: 12300

Budget Support - Detail Revenues and Expenditures

Cross Reference Number: 12300-300-00-00-00000

2013-15 Biennium

Infrastructure Financing Authority

Description	2009-11 Actuals	2011-13 Leg Adopted Budget	2011-13 Leg Approved Budget	2013-15 Agency Request Budget	2013-15 Governor's Budget	2013-15 Leg Adopted Budget
0605 Interest Income						
4400 Lottery Funds Ltd	799	-	-	-	-	-
3200 Other Funds Non-Ltd	37,131,101	36,953,252	36,953,252	37,158,694	37,158,694	-
3230 Other Funds Debt Svc Non-Ltd	13,027	295,000	295,000	295,000	295,000	-
3400 Other Funds Ltd	7,052	-	-	-	-	-
All Funds	37,151,979	37,248,252	37,248,252	37,453,694	37,453,694	-
LOAN REPAYMENT						
0925 Loan Repayments						
3200 Other Funds Non-Ltd	98,541,249	47,928,681	47,928,681	47,721,521	47,721,521	-
OTHER						
0975 Other Revenues						
3200 Other Funds Non-Ltd	530	481	481	-	-	-
3400 Other Funds Ltd	4,210	216	216	183,967	183,967	-
All Funds	4,740	697	697	183,967	183,967	-
FEDERAL FUNDS REVENUE						
0995 Federal Funds						
6400 Federal Funds Ltd	27,228,286	31,976,989	31,976,989	29,195,555	29,166,604	-
TRANSFERS IN						
1010 Transfer In - Intrafund						
3200 Other Funds Non-Ltd	42,261,338	5,429,200	5,429,200	2,700,000	2,700,000	-
3230 Other Funds Debt Svc Non-Ltd	52,489,427	40,742,579	55,030,220	37,203,356	37,203,356	-
3400 Other Funds Ltd	6,462,500	5,404,619	5,404,619	7,249,509	7,249,509	-
All Funds	101,213,265	51,576,398	65,864,039	47,152,865	47,152,865	-

Oregon Business Development Department

Agency Number: 12300

Budget Support - Detail Revenues and Expenditures

Cross Reference Number: 12300-300-00-00-00000

2013-15 Biennium

Infrastructure Financing Authority

Description	2009-11 Actuals	2011-13 Leg Adopted Budget	2011-13 Leg Approved Budget	2013-15 Agency Request Budget	2013-15 Governor's Budget	2013-15 Leg Adopted Budget
1248 Tsfr From Military Dept, Or						
3400 Other Funds Ltd	-	-	-	-	7,300,000	-
1443 Tsfr From Oregon Health Authority						
3200 Other Funds Non-Ltd	59,096,996	39,305,454	39,305,454	12,757,435	12,757,435	-
3400 Other Funds Ltd	1,104,239	694,546	694,546	742,565	742,565	-
All Funds	60,201,235	40,000,000	40,000,000	13,500,000	13,500,000	-
1634 Tsfr From Parks and Rec Dept						
3400 Other Funds Ltd	500,000	-	-	-	-	-
TRANSFERS IN						
3200 Other Funds Non-Ltd	101,358,334	44,734,654	44,734,654	15,457,435	15,457,435	-
3230 Other Funds Debt Svc Non-Ltd	52,489,427	40,742,579	55,030,220	37,203,356	37,203,356	-
3400 Other Funds Ltd	8,066,739	6,099,165	6,099,165	7,992,074	15,292,074	-
TOTAL TRANSFERS IN	\$161,914,500	\$91,576,398	\$105,864,039	\$60,652,865	\$67,952,865	-
REVENUE CATEGORIES						
8000 General Fund	-	-	-	-	205,677	-
8030 General Fund Debt Svc	-	-	-	-	4,537,127	-
4400 Lottery Funds Ltd	799	-	-	-	-	-
3200 Other Funds Non-Ltd	277,058,008	173,048,842	173,048,842	233,769,424	225,454,424	-
3230 Other Funds Debt Svc Non-Ltd	52,502,454	41,037,579	55,325,220	37,498,356	37,498,356	-
3400 Other Funds Ltd	8,078,001	6,205,588	6,205,588	9,309,041	56,844,041	-
6400 Federal Funds Ltd	27,228,286	31,976,989	31,976,989	29,195,555	29,166,604	-
TOTAL REVENUE CATEGORIES	\$364,867,548	\$252,268,998	\$266,556,639	\$309,772,376	\$353,706,229	-

TRANSFERS OUT

Description	2009-11 Actuals	2011-13 Leg Adopted Budget	2011-13 Leg Approved Budget	2013-15 Agency Request Budget	2013-15 Governor's Budget	2013-15 Leg Adopted Budget
2010 Transfer Out - Intrafund						
4400 Lottery Funds Ltd	(1,471,083)	-	-	-	-	-
3200 Other Funds Non-Ltd	(111,151,504)	(52,629,607)	(66,917,248)	(48,676,102)	(48,676,102)	-
3230 Other Funds Debt Svc Non-Ltd	(501,073)	-	-	-	-	-
3400 Other Funds Ltd	-	-	-	(622,291)	(622,291)	-
All Funds	(113,123,660)	(52,629,607)	(66,917,248)	(49,298,393)	(49,298,393)	-
2730 Tsfr To Transportation, Dept						
3200 Other Funds Non-Ltd	(5,081,278)	-	-	-	-	-
2914 Tsfr To Housing and Com Svcs						
6400 Federal Funds Ltd	(6,653,090)	(3,745,782)	(3,745,782)	(200,000)	(200,000)	-
TRANSFERS OUT						
4400 Lottery Funds Ltd	(1,471,083)	-	-	-	-	-
3200 Other Funds Non-Ltd	(116,232,782)	(52,629,607)	(66,917,248)	(48,676,102)	(48,676,102)	-
3230 Other Funds Debt Svc Non-Ltd	(501,073)	-	-	-	-	-
3400 Other Funds Ltd	-	-	-	(622,291)	(622,291)	-
6400 Federal Funds Ltd	(6,653,090)	(3,745,782)	(3,745,782)	(200,000)	(200,000)	-
TOTAL TRANSFERS OUT	(\$124,858,028)	(\$56,375,389)	(\$70,663,030)	(\$49,498,393)	(\$49,498,393)	-
AVAILABLE REVENUES						
8000 General Fund	-	-	-	-	205,677	-
8030 General Fund Debt Svc	-	-	-	-	4,537,127	-
3200 Other Funds Non-Ltd	293,242,716	251,806,187	237,518,546	314,237,148	305,922,148	-
3230 Other Funds Debt Svc Non-Ltd	60,973,871	52,525,600	66,813,241	42,098,356	42,098,356	-
3400 Other Funds Ltd	9,942,216	7,629,363	7,629,363	8,998,936	56,533,936	-

Oregon Business Development Department

Agency Number: 12300

Budget Support - Detail Revenues and Expenditures

Cross Reference Number: 12300-300-00-00-00000

2013-15 Biennium

Infrastructure Financing Authority

Description	2009-11 Actuals	2011-13 Leg Adopted Budget	2011-13 Leg Approved Budget	2013-15 Agency Request Budget	2013-15 Governor's Budget	2013-15 Leg Adopted Budget
6400 Federal Funds Ltd	20,657,838	28,313,847	28,313,847	28,995,555	28,966,604	-
TOTAL AVAILABLE REVENUES	\$384,816,641	\$340,274,997	\$340,274,997	\$394,329,995	\$438,263,848	-
EXPENDITURES						
PERSONAL SERVICES						
SALARIES & WAGES						
3110 Class/Unclass Sal. and Per Diem						
8000 General Fund	-	-	-	-	176,532	-
3400 Other Funds Ltd	3,560,938	3,618,986	3,618,986	3,533,940	3,533,940	-
6400 Federal Funds Ltd	356,816	698,422	698,422	679,620	679,620	-
All Funds	3,917,754	4,317,408	4,317,408	4,213,560	4,390,092	-
3160 Temporary Appointments						
3400 Other Funds Ltd	5,375	-	-	-	-	-
6400 Federal Funds Ltd	112	-	-	-	-	-
All Funds	5,487	-	-	-	-	-
3190 All Other Differential						
3400 Other Funds Ltd	8,628	-	-	-	-	-
6400 Federal Funds Ltd	143	-	-	-	-	-
All Funds	8,771	-	-	-	-	-
SALARIES & WAGES						
8000 General Fund	-	-	-	-	176,532	-
3400 Other Funds Ltd	3,574,941	3,618,986	3,618,986	3,533,940	3,533,940	-
6400 Federal Funds Ltd	357,071	698,422	698,422	679,620	679,620	-
TOTAL SALARIES & WAGES	\$3,932,012	\$4,317,408	\$4,317,408	\$4,213,560	\$4,390,092	-

Description	2009-11 Actuals	2011-13 Leg Adopted Budget	2011-13 Leg Approved Budget	2013-15 Agency Request Budget	2013-15 Governor's Budget	2013-15 Leg Adopted Budget
OTHER PAYROLL EXPENSES						
3210 Empl. Rel. Bd. Assessments						
8000 General Fund	-	-	-	-	120	-
3200 Other Funds Non-Ltd	1	-	-	-	-	-
3400 Other Funds Ltd	1,090	1,119	1,119	1,126	1,126	-
6400 Federal Funds Ltd	158	234	234	234	234	-
All Funds	1,249	1,353	1,353	1,360	1,480	-
3220 Public Employees' Retire Cont						
8000 General Fund	-	-	-	-	33,665	-
3400 Other Funds Ltd	290,667	521,499	521,499	697,249	673,925	-
6400 Federal Funds Ltd	39,688	100,641	100,641	134,089	129,601	-
All Funds	330,355	622,140	622,140	831,338	837,191	-
3221 Pension Obligation Bond						
3400 Other Funds Ltd	202,219	194,815	194,815	212,053	212,053	-
6400 Federal Funds Ltd	27,544	36,379	36,379	41,981	41,981	-
All Funds	229,763	231,194	231,194	254,034	254,034	-
3230 Social Security Taxes						
8000 General Fund	-	-	-	-	13,504	-
3400 Other Funds Ltd	258,598	276,852	276,852	270,350	270,350	-
6400 Federal Funds Ltd	35,164	53,425	53,425	51,990	51,990	-
All Funds	293,762	330,277	330,277	322,340	335,844	-
3240 Unemployment Assessments						
3400 Other Funds Ltd	21,629	85,711	85,711	87,768	87,768	-

Oregon Business Development Department

Agency Number: 12300

Budget Support - Detail Revenues and Expenditures

Cross Reference Number: 12300-300-00-00-00000

2013-15 Biennium

Infrastructure Financing Authority

Description	2009-11 Actuals	2011-13 Leg Adopted Budget	2011-13 Leg Approved Budget	2013-15 Agency Request Budget	2013-15 Governor's Budget	2013-15 Leg Adopted Budget
3250 Worker's Comp. Assess. (WCD)						
8000 General Fund	-	-	-	-	177	-
3400 Other Funds Ltd	1,376	1,603	1,603	1,662	1,662	-
6400 Federal Funds Ltd	200	344	344	344	344	-
All Funds	1,576	1,947	1,947	2,006	2,183	-
3260 Mass Transit Tax						
8000 General Fund	-	-	-	-	1,059	-
3400 Other Funds Ltd	19,655	21,714	21,714	21,202	21,202	-
All Funds	19,655	21,714	21,714	21,202	22,261	-
3270 Flexible Benefits						
8000 General Fund	-	-	-	-	91,584	-
3400 Other Funds Ltd	766,476	817,107	817,107	859,363	859,363	-
6400 Federal Funds Ltd	108,315	176,061	176,061	178,589	178,589	-
All Funds	874,791	993,168	993,168	1,037,952	1,129,536	-
OTHER PAYROLL EXPENSES						
8000 General Fund	-	-	-	-	140,109	-
3200 Other Funds Non-Ltd	1	-	-	-	-	-
3400 Other Funds Ltd	1,561,710	1,920,420	1,920,420	2,150,773	2,127,449	-
6400 Federal Funds Ltd	211,069	367,084	367,084	407,227	402,739	-
TOTAL OTHER PAYROLL EXPENSES	\$1,772,780	\$2,287,504	\$2,287,504	\$2,558,000	\$2,670,297	-
P.S. BUDGET ADJUSTMENTS						
3455 Vacancy Savings						
3400 Other Funds Ltd	-	(85,493)	(85,493)	(36,867)	(36,867)	-

Oregon Business Development Department

Agency Number: 12300

Budget Support - Detail Revenues and Expenditures

Cross Reference Number: 12300-300-00-00-00000

2013-15 Biennium

Infrastructure Financing Authority

Description	2009-11 Actuals	2011-13 Leg Adopted Budget	2011-13 Leg Approved Budget	2013-15 Agency Request Budget	2013-15 Governor's Budget	2013-15 Leg Adopted Budget
6400 Federal Funds Ltd	-	(7,385)	(7,385)	(12,289)	(12,289)	-
All Funds	-	(92,878)	(92,878)	(49,156)	(49,156)	-
3465 Reconciliation Adjustment						
8000 General Fund	-	-	-	-	(150,975)	-
3400 Other Funds Ltd	-	(299,966)	(299,966)	-	-	-
6400 Federal Funds Ltd	-	(58,197)	(58,197)	-	3	-
All Funds	-	(358,163)	(358,163)	-	(150,972)	-
3991 PERS Policy Adjustment						
3400 Other Funds Ltd	-	-	-	-	(127,223)	-
6400 Federal Funds Ltd	-	-	-	-	(24,466)	-
All Funds	-	-	-	-	(151,689)	-
P.S. BUDGET ADJUSTMENTS						
8000 General Fund	-	-	-	-	(150,975)	-
3400 Other Funds Ltd	-	(385,459)	(385,459)	(36,867)	(164,090)	-
6400 Federal Funds Ltd	-	(65,582)	(65,582)	(12,289)	(36,752)	-
TOTAL P.S. BUDGET ADJUSTMENTS	-	(\$451,041)	(\$451,041)	(\$49,156)	(\$351,817)	-
PERSONAL SERVICES						
8000 General Fund	-	-	-	-	165,666	-
3200 Other Funds Non-Ltd	1	-	-	-	-	-
3400 Other Funds Ltd	5,136,651	5,153,947	5,153,947	5,647,846	5,497,299	-
6400 Federal Funds Ltd	568,140	999,924	999,924	1,074,558	1,045,607	-
TOTAL PERSONAL SERVICES	\$5,704,792	\$6,153,871	\$6,153,871	\$6,722,404	\$6,708,572	-
SERVICES & SUPPLIES						

Oregon Business Development Department

Agency Number: 12300

**Budget Support - Detail Revenues and Expenditures
2013-15 Biennium
Infrastructure Financing Authority**

Cross Reference Number: 12300-300-00-00-00000

<i>Description</i>	<i>2009-11 Actuals</i>	<i>2011-13 Leg Adopted Budget</i>	<i>2011-13 Leg Approved Budget</i>	<i>2013-15 Agency Request Budget</i>	<i>2013-15 Governor's Budget</i>	<i>2013-15 Leg Adopted Budget</i>
4100 Instate Travel						
8000 General Fund	-	-	-	-	4,935	-
3400 Other Funds Ltd	76,090	132,930	132,930	141,120	141,120	-
6400 Federal Funds Ltd	11,058	89,000	89,000	39,936	39,936	-
All Funds	87,148	221,930	221,930	181,056	185,991	-
4125 Out of State Travel						
8000 General Fund	-	-	-	-	845	-
3400 Other Funds Ltd	33,422	42,664	42,664	45,188	45,188	-
6400 Federal Funds Ltd	2,650	26,750	26,750	27,392	27,392	-
All Funds	36,072	69,414	69,414	72,580	73,425	-
4150 Employee Training						
8000 General Fund	-	-	-	-	2,468	-
3400 Other Funds Ltd	45,965	37,869	37,869	41,778	41,778	-
6400 Federal Funds Ltd	6,055	13,150	13,150	13,466	13,466	-
All Funds	52,020	51,019	51,019	55,244	57,712	-
4175 Office Expenses						
8000 General Fund	-	-	-	-	3,702	-
3200 Other Funds Non-Ltd	146	-	-	-	-	-
3400 Other Funds Ltd	54,310	48,006	48,006	51,158	51,158	-
6400 Federal Funds Ltd	13,783	39,289	39,289	40,232	40,232	-
All Funds	68,239	87,295	87,295	91,390	95,092	-
4200 Telecommunications						
8000 General Fund	-	-	-	-	346	-

Oregon Business Development Department

Agency Number: 12300

Budget Support - Detail Revenues and Expenditures

Cross Reference Number: 12300-300-00-00-00000

2013-15 Biennium

Infrastructure Financing Authority

Description	2009-11 Actuals	2011-13 Leg Adopted Budget	2011-13 Leg Approved Budget	2013-15 Agency Request Budget	2013-15 Governor's Budget	2013-15 Leg Adopted Budget
3400 Other Funds Ltd	52,192	52,854	52,854	55,622	29,032	-
6400 Federal Funds Ltd	2,747	1,568	1,568	1,606	1,606	-
All Funds	54,939	54,422	54,422	57,228	30,984	-
4225 State Gov. Service Charges						
3200 Other Funds Non-Ltd	101,095	133,083	133,083	107,562	107,562	-
3400 Other Funds Ltd	141,803	112,155	112,155	149,864	153,477	-
All Funds	242,898	245,238	245,238	257,426	261,039	-
4250 Data Processing						
3400 Other Funds Ltd	1,943	11,801	11,801	15,584	93,915	-
6400 Federal Funds Ltd	-	3,642	3,642	3,729	3,729	-
All Funds	1,943	15,443	15,443	19,313	97,644	-
4275 Publicity and Publications						
8000 General Fund	-	-	-	-	1,234	-
3400 Other Funds Ltd	6,249	20,421	20,421	21,411	21,411	-
6400 Federal Funds Ltd	906	36,000	36,000	36,864	36,864	-
All Funds	7,155	56,421	56,421	58,275	59,509	-
4300 Professional Services						
8000 General Fund	-	-	-	-	9,290	-
3200 Other Funds Non-Ltd	9,487	120,809	120,809	88,000	88,000	-
3400 Other Funds Ltd	579,174	483,722	483,722	497,266	497,266	-
6400 Federal Funds Ltd	20	208,781	208,781	214,627	214,627	-
All Funds	588,681	813,312	813,312	799,893	809,183	-
4315 IT Professional Services						

Oregon Business Development Department

Agency Number: 12300

Budget Support - Detail Revenues and Expenditures

Cross Reference Number: 12300-300-00-00-00000

2013-15 Biennium

Infrastructure Financing Authority

Description	2009-11 Actuals	2011-13 Leg Adopted Budget	2011-13 Leg Approved Budget	2013-15 Agency Request Budget	2013-15 Governor's Budget	2013-15 Leg Adopted Budget
3400 Other Funds Ltd	5,204	2,000	2,000	2,056	2,056	-
4325 Attorney General						
3200 Other Funds Non-Ltd	35,332	64,500	64,500	61,500	61,500	-
3400 Other Funds Ltd	34,861	62,647	62,647	71,981	71,981	-
6400 Federal Funds Ltd	2,726	7,103	7,103	8,161	8,161	-
All Funds	72,919	134,250	134,250	141,642	141,642	-
4375 Employee Recruitment and Develop						
3400 Other Funds Ltd	1,633	6,458	6,458	6,613	6,613	-
6400 Federal Funds Ltd	-	5,000	5,000	5,120	5,120	-
All Funds	1,633	11,458	11,458	11,733	11,733	-
4400 Dues and Subscriptions						
3400 Other Funds Ltd	3,497	39,769	39,769	40,723	40,723	-
6400 Federal Funds Ltd	-	15,500	15,500	15,872	15,872	-
All Funds	3,497	55,269	55,269	56,595	56,595	-
4425 Facilities Rental and Taxes						
3400 Other Funds Ltd	366,083	260,403	260,403	273,861	273,861	-
6400 Federal Funds Ltd	3,801	50,813	50,813	53,049	53,049	-
All Funds	369,884	311,216	311,216	326,910	326,910	-
4475 Facilities Maintenance						
3400 Other Funds Ltd	15	-	-	-	-	-
4575 Agency Program Related S and S						
3400 Other Funds Ltd	469	8,500	8,500	8,704	8,704	-
6400 Federal Funds Ltd	-	38,500	38,500	39,424	39,424	-

Oregon Business Development Department

Agency Number: 12300

Budget Support - Detail Revenues and Expenditures

Cross Reference Number: 12300-300-00-00-00000

2013-15 Biennium

Infrastructure Financing Authority

Description	2009-11 Actuals	2011-13 Leg Adopted Budget	2011-13 Leg Approved Budget	2013-15 Agency Request Budget	2013-15 Governor's Budget	2013-15 Leg Adopted Budget
All Funds	469	47,000	47,000	48,128	48,128	-
4650 Other Services and Supplies						
8000 General Fund	-	-	-	-	12,255	-
3200 Other Funds Non-Ltd	223,949	1,006,588	1,006,588	157,500	412,624	-
3400 Other Funds Ltd	6,572	113,258	113,258	1,145,220	1,922,181	-
6400 Federal Funds Ltd	9	-	-	-	-	-
All Funds	230,530	1,119,846	1,119,846	1,302,720	2,347,060	-
4700 Expendable Prop 250 - 5000						
8000 General Fund	-	-	-	-	4,936	-
3400 Other Funds Ltd	2,878	24,760	24,760	25,354	25,354	-
6400 Federal Funds Ltd	-	43,816	43,816	44,868	44,868	-
All Funds	2,878	68,576	68,576	70,222	75,158	-
4715 IT Expendable Property						
3400 Other Funds Ltd	6,398	3,500	3,500	3,584	3,584	-
6400 Federal Funds Ltd	1,321	-	-	-	-	-
All Funds	7,719	3,500	3,500	3,584	3,584	-
SERVICES & SUPPLIES						
8000 General Fund	-	-	-	-	40,011	-
3200 Other Funds Non-Ltd	370,009	1,324,980	1,324,980	414,562	669,686	-
3400 Other Funds Ltd	1,418,758	1,463,717	1,463,717	2,597,087	3,429,402	-
6400 Federal Funds Ltd	45,076	578,912	578,912	544,346	544,346	-
TOTAL SERVICES & SUPPLIES	\$1,833,843	\$3,367,609	\$3,367,609	\$3,555,995	\$4,683,445	-
SPECIAL PAYMENTS						

Oregon Business Development Department

Agency Number: 12300

Budget Support - Detail Revenues and Expenditures

Cross Reference Number: 12300-300-00-00-00000

2013-15 Biennium

Infrastructure Financing Authority

<i>Description</i>	<i>2009-11 Actuals</i>	<i>2011-13 Leg Adopted Budget</i>	<i>2011-13 Leg Approved Budget</i>	<i>2013-15 Agency Request Budget</i>	<i>2013-15 Governor's Budget</i>	<i>2013-15 Leg Adopted Budget</i>
6015 Dist to Cities						
3200 Other Funds Non-Ltd	3,744,254	28,784,822	28,784,822	7,050,000	4,800,000	-
6400 Federal Funds Ltd	13,795,374	18,539,909	18,539,909	18,984,867	18,984,867	-
All Funds	17,539,628	47,324,731	47,324,731	26,034,867	23,784,867	-
6020 Dist to Counties						
3200 Other Funds Non-Ltd	780,043	302,500	302,500	250,000	250,000	-
6400 Federal Funds Ltd	5,764,296	8,195,102	8,195,102	8,391,784	8,391,784	-
All Funds	6,544,339	8,497,602	8,497,602	8,641,784	8,641,784	-
6025 Dist to Other Gov Unit						
3200 Other Funds Non-Ltd	1,260,536	4,767,905	4,767,905	13,000,000	5,450,000	-
3400 Other Funds Ltd	334,801	699,513	699,513	716,301	15,448,401	-
6400 Federal Funds Ltd	20,000	-	-	-	-	-
All Funds	1,615,337	5,467,418	5,467,418	13,716,301	20,898,401	-
6030 Dist to Non-Gov Units						
3200 Other Funds Non-Ltd	6,279	1,662,504	1,662,504	60,000	60,000	-
3400 Other Funds Ltd	2,000	-	-	-	-	-
6400 Federal Funds Ltd	135,695	-	-	-	-	-
All Funds	143,974	1,662,504	1,662,504	60,000	60,000	-
6040 Dist to Local School Districts						
3400 Other Funds Ltd	-	-	-	-	22,025,939	-
6050 Dist to Non-Profit Organizations						
3400 Other Funds Ltd	4,000	-	-	-	-	-
6080 Loans Made - Other						

Oregon Business Development Department

Agency Number: 12300

Budget Support - Detail Revenues and Expenditures

Cross Reference Number: 12300-300-00-00000

2013-15 Biennium

Infrastructure Financing Authority

Description	2009-11 Actuals	2011-13 Leg Adopted Budget	2011-13 Leg Approved Budget	2013-15 Agency Request Budget	2013-15 Governor's Budget	2013-15 Leg Adopted Budget
3200 Other Funds Non-Ltd	118,349,031	139,610,441	139,610,441	237,056,335	171,308,379	-
6085 Other Special Payments						
3200 Other Funds Non-Ltd	-	-	-	-	57,150,000	-
3400 Other Funds Ltd	-	-	-	-	10,000,000	-
All Funds	-	-	-	-	67,150,000	-
6090 Undistributed (S.P.)						
3200 Other Funds Non-Ltd	-	-	-	-	10,082,956	-
6914 Spc Pmt to Housing and Com Svcs						
6400 Federal Funds Ltd	64,010	-	-	-	-	-
SPECIAL PAYMENTS						
3200 Other Funds Non-Ltd	124,140,143	175,128,172	175,128,172	257,416,335	249,101,335	-
3400 Other Funds Ltd	340,801	699,513	699,513	716,301	47,474,340	-
6400 Federal Funds Ltd	19,779,375	26,735,011	26,735,011	27,376,651	27,376,651	-
TOTAL SPECIAL PAYMENTS	\$144,260,319	\$202,562,696	\$202,562,696	\$285,509,287	\$323,952,326	-
DEBT SERVICE						
7100 Principal - Bonds						
8030 General Fund Debt Svc	-	-	-	-	1,945,000	-
3230 Other Funds Debt Svc Non-Ltd	37,540,000	23,916,647	55,281,647	25,076,000	25,076,000	-
All Funds	37,540,000	23,916,647	55,281,647	25,076,000	27,021,000	-
7150 Interest - Bonds						
8030 General Fund Debt Svc	-	-	-	-	2,592,127	-
3230 Other Funds Debt Svc Non-Ltd	15,733,934	16,825,932	11,531,594	12,127,356	12,127,356	-
All Funds	15,733,934	16,825,932	11,531,594	12,127,356	14,719,483	-

Oregon Business Development Department

Agency Number: 12300

Budget Support - Detail Revenues and Expenditures

Cross Reference Number: 12300-300-00-00-00000

2013-15 Biennium

Infrastructure Financing Authority

Description	2009-11 Actuals	2011-13 Leg Adopted Budget	2011-13 Leg Approved Budget	2013-15 Agency Request Budget	2013-15 Governor's Budget	2013-15 Leg Adopted Budget
DEBT SERVICE						
8030 General Fund Debt Svc	-	-	-	-	4,537,127	-
3230 Other Funds Debt Svc Non-Ltd	53,273,934	40,742,579	66,813,241	37,203,356	37,203,356	-
TOTAL DEBT SERVICE	\$53,273,934	\$40,742,579	\$66,813,241	\$37,203,356	\$41,740,483	-
EXPENDITURES						
8000 General Fund	-	-	-	-	205,677	-
8030 General Fund Debt Svc	-	-	-	-	4,537,127	-
3200 Other Funds Non-Ltd	124,510,153	176,453,152	176,453,152	257,830,897	249,771,021	-
3230 Other Funds Debt Svc Non-Ltd	53,273,934	40,742,579	66,813,241	37,203,356	37,203,356	-
3400 Other Funds Ltd	6,896,210	7,317,177	7,317,177	8,961,234	56,401,041	-
6400 Federal Funds Ltd	20,392,591	28,313,847	28,313,847	28,995,555	28,966,604	-
TOTAL EXPENDITURES	\$205,072,888	\$252,826,755	\$278,897,417	\$332,991,042	\$377,084,826	-
ENDING BALANCE						
3200 Other Funds Non-Ltd	168,732,563	75,353,035	61,065,394	56,406,251	56,151,127	-
3230 Other Funds Debt Svc Non-Ltd	7,699,937	11,783,021	-	4,895,000	4,895,000	-
3400 Other Funds Ltd	3,046,006	312,186	312,186	37,702	132,895	-
6400 Federal Funds Ltd	265,247	-	-	-	-	-
TOTAL ENDING BALANCE	\$179,743,753	\$87,448,242	\$61,377,580	\$61,338,953	\$61,179,022	-
AUTHORIZED POSITIONS						
8150 Class/Unclass Positions	33	33	33	34	37	-
TOTAL AUTHORIZED POSITIONS	33	33	33	34	37	-
AUTHORIZED FTE						
8250 Class/Unclass FTE Positions	32.30	33.00	33.00	34.00	36.00	-

Oregon Business Development Department

Agency Number: 12300

Budget Support - Detail Revenues and Expenditures

Cross Reference Number: 12300-300-00-00-00000

2013-15 Biennium

Infrastructure Financing Authority

<i>Description</i>	<i>2009-11 Actuals</i>	<i>2011-13 Leg Adopted Budget</i>	<i>2011-13 Leg Approved Budget</i>	<i>2013-15 Agency Request Budget</i>	<i>2013-15 Governor's Budget</i>	<i>2013-15 Leg Adopted Budget</i>
TOTAL AUTHORIZED FTE	32.30	33.00	33.00	34.00	36.00	-

Oregon Business Development Department

Agency Number: 12300

Budget Support - Detail Revenues and Expenditures
 2013-15 Biennium
 Film and Video

Cross Reference Number: 12300-500-00-00-00000

Description	2009-11 Actuals	2011-13 Leg Adopted Budget	2011-13 Leg Approved Budget	2013-15 Agency Request Budget	2013-15 Governor's Budget	2013-15 Leg Adopted Budget
REVENUE CATEGORIES						
TRANSFERS IN						
1107 Tsfr From Administrative Svcs						
4400 Lottery Funds Ltd	1,251,703	1,207,893	1,126,578	1,153,616	1,153,616	-
AVAILABLE REVENUES						
4400 Lottery Funds Ltd	1,251,703	1,207,893	1,126,578	1,153,616	1,153,616	-
TOTAL AVAILABLE REVENUES	\$1,251,703	\$1,207,893	\$1,126,578	\$1,153,616	\$1,153,616	-
EXPENDITURES						
SPECIAL PAYMENTS						
6030 Dist to Non-Gov Units						
4400 Lottery Funds Ltd	1,251,703	1,207,893	1,126,578	1,153,616	1,153,616	-

Oregon Business Development Department

Agency Number: 12300

Budget Support - Detail Revenues and Expenditures

Cross Reference Number: 12300-600-00-00-00000

2013-15 Biennium

Arts

Description	2009-11 Actuals	2011-13 Leg Adopted Budget	2011-13 Leg Approved Budget	2013-15 Agency Request Budget	2013-15 Governor's Budget	2013-15 Leg Adopted Budget
BEGINNING BALANCE						
0025 Beginning Balance						
3400 Other Funds Ltd	11,809,516	15,073,099	15,073,099	18,120,344	18,120,344	-
6400 Federal Funds Ltd	237,755	238,109	238,109	-	-	-
All Funds	12,047,271	15,311,208	15,311,208	18,120,344	18,120,344	-
0030 Beginning Balance Adjustment						
3400 Other Funds Ltd	-	(501,461)	(501,461)	-	-	-
BEGINNING BALANCE						
3400 Other Funds Ltd	11,809,516	14,571,638	14,571,638	18,120,344	18,120,344	-
6400 Federal Funds Ltd	237,755	238,109	238,109	-	-	-
TOTAL BEGINNING BALANCE	\$12,047,271	\$14,809,747	\$14,809,747	\$18,120,344	\$18,120,344	-
REVENUE CATEGORIES						
GENERAL FUND APPROPRIATION						
0050 General Fund Appropriation						
8000 General Fund	4,308,563	3,851,208	3,842,479	4,014,740	4,483,930	-
INTEREST EARNINGS						
0605 Interest Income						
3400 Other Funds Ltd	151,105	199,570	199,570	800,000	800,000	-
DONATIONS AND CONTRIBUTIONS						
0905 Donations						
3400 Other Funds Ltd	8,390,833	8,500,000	8,500,000	8,100,000	8,100,000	-
0910 Grants (Non-Fed)						
3400 Other Funds Ltd	-	460,000	460,000	460,000	460,000	-

Oregon Business Development Department

Agency Number: 12300

Budget Support - Detail Revenues and Expenditures

Cross Reference Number: 12300-600-00-00-00000

2013-15 Biennium

Arts

Description	2009-11 Actuals	2011-13 Leg Adopted Budget	2011-13 Leg Approved Budget	2013-15 Agency Request Budget	2013-15 Governor's Budget	2013-15 Leg Adopted Budget
DONATIONS AND CONTRIBUTIONS						
3400 Other Funds Ltd	8,390,833	8,960,000	8,960,000	8,560,000	8,560,000	-
TOTAL DONATIONS AND CONTRIBUTIONS	\$8,390,833	\$8,960,000	\$8,960,000	\$8,560,000	\$8,560,000	-
OTHER						
0975 Other Revenues						
3400 Other Funds Ltd	299,654	300,000	300,000	300,000	300,000	-
FEDERAL FUNDS REVENUE						
0995 Federal Funds						
6400 Federal Funds Ltd	1,766,600	1,554,984	1,554,984	1,836,186	1,836,186	-
TRANSFERS IN						
1010 Transfer In - Intrafund						
3400 Other Funds Ltd	4,231,827	-	-	-	-	-
1730 Tsfr From Transportation, Dept						
3400 Other Funds Ltd	722,171	629,981	629,981	714,821	714,821	-
TRANSFERS IN						
3400 Other Funds Ltd	4,953,998	629,981	629,981	714,821	714,821	-
TOTAL TRANSFERS IN	\$4,953,998	\$629,981	\$629,981	\$714,821	\$714,821	-
REVENUE CATEGORIES						
8000 General Fund	4,308,563	3,851,208	3,842,479	4,014,740	4,483,930	-
3400 Other Funds Ltd	13,795,590	10,089,551	10,089,551	10,374,821	10,374,821	-
6400 Federal Funds Ltd	1,766,600	1,554,984	1,554,984	1,836,186	1,836,186	-
TOTAL REVENUE CATEGORIES	\$19,870,753	\$15,495,743	\$15,487,014	\$16,225,747	\$16,694,937	-

TRANSFERS OUT

Oregon Business Development Department

Agency Number: 12300

Budget Support - Detail Revenues and Expenditures

Cross Reference Number: 12300-600-00-00000

2013-15 Biennium

Arts

Description	2009-11 Actuals	2011-13 Leg Adopted Budget	2011-13 Leg Approved Budget	2013-15 Agency Request Budget	2013-15 Governor's Budget	2013-15 Leg Adopted Budget
2010 Transfer Out - Intrafund						
3400 Other Funds Ltd	(4,231,827)	-	-	-	-	-
2156 Tsfr To Leg Admin Committee						
3400 Other Funds Ltd	(15,000)	-	-	-	-	-
TRANSFERS OUT						
3400 Other Funds Ltd	(4,246,827)	-	-	-	-	-
TOTAL TRANSFERS OUT	(\$4,246,827)	-	-	-	-	-
AVAILABLE REVENUES						
8000 General Fund	4,308,563	3,851,208	3,842,479	4,014,740	4,483,930	-
3400 Other Funds Ltd	21,358,279	24,661,189	24,661,189	28,495,165	28,495,165	-
6400 Federal Funds Ltd	2,004,355	1,793,093	1,793,093	1,836,186	1,836,186	-
TOTAL AVAILABLE REVENUES	\$27,671,197	\$30,305,490	\$30,296,761	\$34,346,091	\$34,815,281	-
EXPENDITURES						
PERSONAL SERVICES						
SALARIES & WAGES						
3110 Class/Unclass Sal. and Per Diem						
8000 General Fund	635,505	755,351	755,351	723,239	723,239	-
3400 Other Funds Ltd	519,637	482,113	482,113	442,609	442,609	-
All Funds	1,155,142	1,237,464	1,237,464	1,165,848	1,165,848	-
3160 Temporary Appointments						
8000 General Fund	31,828	-	-	-	-	-
3400 Other Funds Ltd	10,698	-	-	-	-	-
All Funds	42,526	-	-	-	-	-

Description	2009-11 Actuals	2011-13 Leg Adopted Budget	2011-13 Leg Approved Budget	2013-15 Agency Request Budget	2013-15 Governor's Budget	2013-15 Leg Adopted Budget
3170 Overtime Payments						
3400 Other Funds Ltd	1,914	-	-	-	-	-
SALARIES & WAGES						
8000 General Fund	667,333	755,351	755,351	723,239	723,239	-
3400 Other Funds Ltd	532,249	482,113	482,113	442,609	442,609	-
TOTAL SALARIES & WAGES	\$1,199,582	\$1,237,464	\$1,237,464	\$1,165,848	\$1,165,848	-
OTHER PAYROLL EXPENSES						
3210 Empl. Rel. Bd. Assessments						
8000 General Fund	168	215	215	210	210	-
3400 Other Funds Ltd	219	154	154	150	150	-
All Funds	387	369	369	360	360	-
3220 Public Employees' Retire Cont						
8000 General Fund	56,385	106,979	106,979	142,696	137,922	-
3400 Other Funds Ltd	44,159	68,867	68,867	86,499	83,603	-
All Funds	100,544	175,846	175,846	229,195	221,525	-
3221 Pension Obligation Bond						
8000 General Fund	37,813	42,473	42,473	44,675	44,675	-
3400 Other Funds Ltd	29,544	27,109	27,109	27,341	27,341	-
All Funds	67,357	69,582	69,582	72,016	72,016	-
3230 Social Security Taxes						
8000 General Fund	49,566	57,782	57,782	55,328	55,328	-
3400 Other Funds Ltd	40,139	36,881	36,881	33,859	33,859	-
All Funds	89,705	94,663	94,663	89,187	89,187	-

Description	2009-11 Actuals	2011-13 Leg Adopted Budget	2011-13 Leg Approved Budget	2013-15 Agency Request Budget	2013-15 Governor's Budget	2013-15 Leg Adopted Budget
3240 Unemployment Assessments						
8000 General Fund	14,808	-	-	-	-	-
3400 Other Funds Ltd	77	-	-	-	-	-
All Funds	14,885	-	-	-	-	-
3250 Worker's Comp. Assess. (WCD)						
8000 General Fund	270	311	311	311	311	-
3400 Other Funds Ltd	243	220	220	220	220	-
All Funds	513	531	531	531	531	-
3260 Mass Transit Tax						
8000 General Fund	4,004	4,532	4,532	4,339	4,339	-
3400 Other Funds Ltd	3,194	2,893	2,893	2,656	2,656	-
All Funds	7,198	7,425	7,425	6,995	6,995	-
3270 Flexible Benefits						
8000 General Fund	133,744	158,365	158,365	160,638	160,638	-
3400 Other Funds Ltd	92,012	112,499	112,499	114,114	114,114	-
All Funds	225,756	270,864	270,864	274,752	274,752	-
OTHER PAYROLL EXPENSES						
8000 General Fund	296,758	370,657	370,657	408,197	403,423	-
3400 Other Funds Ltd	209,587	248,623	248,623	264,839	261,943	-
TOTAL OTHER PAYROLL EXPENSES	\$506,345	\$619,280	\$619,280	\$673,036	\$665,366	-
P.S. BUDGET ADJUSTMENTS						
3455 Vacancy Savings						
8000 General Fund	-	(8,289)	(8,289)	-	-	-

Description	2009-11 Actuals	2011-13 Leg Adopted Budget	2011-13 Leg Approved Budget	2013-15 Agency Request Budget	2013-15 Governor's Budget	2013-15 Leg Adopted Budget
3400 Other Funds Ltd	-	-	-	(24,578)	(24,578)	-
All Funds	-	(8,289)	(8,289)	(24,578)	(24,578)	-
3465 Reconciliation Adjustment						
8000 General Fund	-	(98,444)	(75,425)	-	1	-
3400 Other Funds Ltd	-	(40,190)	(40,190)	-	2	-
All Funds	-	(138,634)	(115,615)	-	3	-
3991 PERS Policy Adjustment						
8000 General Fund	-	-	-	-	(26,037)	-
3400 Other Funds Ltd	-	-	-	-	(15,783)	-
All Funds	-	-	-	-	(41,820)	-
P.S. BUDGET ADJUSTMENTS						
8000 General Fund	-	(106,733)	(83,714)	-	(26,036)	-
3400 Other Funds Ltd	-	(40,190)	(40,190)	(24,578)	(40,359)	-
TOTAL P.S. BUDGET ADJUSTMENTS	-	(\$146,923)	(\$123,904)	(\$24,578)	(\$66,395)	-
PERSONAL SERVICES						
8000 General Fund	964,091	1,019,275	1,042,294	1,131,436	1,100,626	-
3400 Other Funds Ltd	741,836	690,546	690,546	682,870	664,193	-
TOTAL PERSONAL SERVICES	\$1,705,927	\$1,709,821	\$1,732,840	\$1,814,306	\$1,764,819	-
SERVICES & SUPPLIES						
4100 Instate Travel						
8000 General Fund	70,665	42,859	42,859	43,888	43,888	-
3400 Other Funds Ltd	77,812	41,639	41,639	42,638	42,638	-
6400 Federal Funds Ltd	14,490	22,974	22,974	23,525	23,525	-

Oregon Business Development Department

Agency Number: 12300

Budget Support - Detail Revenues and Expenditures

Cross Reference Number: 12300-600-00-00-00000

2013-15 Biennium

Arts

Description	2009-11 Actuals	2011-13 Leg Adopted Budget	2011-13 Leg Approved Budget	2013-15 Agency Request Budget	2013-15 Governor's Budget	2013-15 Leg Adopted Budget
All Funds	162,967	107,472	107,472	110,051	110,051	-
4125 Out of State Travel						
8000 General Fund	13,825	2,504	2,504	2,564	2,564	-
3400 Other Funds Ltd	4,872	4,389	4,389	4,494	4,494	-
6400 Federal Funds Ltd	4,562	15,855	15,855	16,236	16,236	-
All Funds	23,259	22,748	22,748	23,294	23,294	-
4150 Employee Training						
8000 General Fund	32,258	5,897	5,897	6,039	6,039	-
3400 Other Funds Ltd	1,891	2,170	2,170	2,222	2,222	-
All Funds	34,149	8,067	8,067	8,261	8,261	-
4175 Office Expenses						
8000 General Fund	35,182	19,590	19,590	20,060	20,060	-
3400 Other Funds Ltd	58,337	44,034	44,034	45,091	45,091	-
6400 Federal Funds Ltd	5,227	8,005	8,005	8,197	8,197	-
All Funds	98,746	71,629	71,629	73,348	73,348	-
4200 Telecommunications						
8000 General Fund	16,130	21,070	21,070	21,576	21,576	-
3400 Other Funds Ltd	8,027	3,417	3,417	3,499	3,499	-
All Funds	24,157	24,487	24,487	25,075	25,075	-
4225 State Gov. Service Charges						
8000 General Fund	31,540	21,602	21,602	27,137	27,137	-
3400 Other Funds Ltd	9,354	11,273	11,273	14,061	14,061	-
All Funds	40,894	32,875	32,875	41,198	41,198	-

Description	2009-11 Actuals	2011-13 Leg Adopted Budget	2011-13 Leg Approved Budget	2013-15 Agency Request Budget	2013-15 Governor's Budget	2013-15 Leg Adopted Budget
4250 Data Processing						
8000 General Fund	-	892	892	913	913	-
3400 Other Funds Ltd	-	33,656	33,656	34,464	34,464	-
All Funds	-	34,548	34,548	35,377	35,377	-
4275 Publicity and Publications						
8000 General Fund	1,511	24,946	24,946	25,545	25,545	-
3400 Other Funds Ltd	330,571	870,922	870,922	891,824	891,824	-
6400 Federal Funds Ltd	935	1,258	1,258	1,288	1,288	-
All Funds	333,017	897,126	897,126	918,657	918,657	-
4300 Professional Services						
8000 General Fund	487,113	46,051	46,051	47,340	47,340	-
3400 Other Funds Ltd	392,654	121,343	121,343	124,324	124,324	-
6400 Federal Funds Ltd	86,144	14,867	14,867	15,283	15,283	-
All Funds	965,911	182,261	182,261	186,947	186,947	-
4315 IT Professional Services						
8000 General Fund	37,031	-	-	-	-	-
3400 Other Funds Ltd	26,848	-	-	-	-	-
6400 Federal Funds Ltd	164	-	-	-	-	-
All Funds	64,043	-	-	-	-	-
4325 Attorney General						
8000 General Fund	1,509	2,200	2,200	2,528	2,528	-
3400 Other Funds Ltd	10,028	6,898	6,898	7,926	7,926	-
6400 Federal Funds Ltd	1,233	-	-	-	-	-

Oregon Business Development Department

Agency Number: 12300

Budget Support - Detail Revenues and Expenditures

Cross Reference Number: 12300-600-00-00-00000

2013-15 Biennium

Arts

Description	2009-11 Actuals	2011-13 Leg Adopted Budget	2011-13 Leg Approved Budget	2013-15 Agency Request Budget	2013-15 Governor's Budget	2013-15 Leg Adopted Budget
All Funds	12,770	9,098	9,098	10,454	10,454	-
4375 Employee Recruitment and Develop						
3400 Other Funds Ltd	-	2,170	2,170	2,222	2,222	-
6400 Federal Funds Ltd	-	4,003	4,003	4,099	4,099	-
All Funds	-	6,173	6,173	6,321	6,321	-
4400 Dues and Subscriptions						
8000 General Fund	9,181	11,243	11,243	11,513	11,513	-
3400 Other Funds Ltd	619	-	-	-	-	-
6400 Federal Funds Ltd	175	5,718	5,718	5,855	5,855	-
All Funds	9,975	16,961	16,961	17,368	17,368	-
4425 Facilities Rental and Taxes						
8000 General Fund	67,469	60,787	60,787	63,462	63,462	-
3400 Other Funds Ltd	23,216	11,432	11,432	11,935	11,935	-
6400 Federal Funds Ltd	2,790	-	-	-	-	-
All Funds	93,475	72,219	72,219	75,397	75,397	-
4475 Facilities Maintenance						
8000 General Fund	15	-	-	-	-	-
4650 Other Services and Supplies						
8000 General Fund	6,094	-	-	-	-	-
3400 Other Funds Ltd	68,792	7,597	7,597	7,779	7,779	-
6400 Federal Funds Ltd	455	4,797	4,797	4,912	4,912	-
All Funds	75,341	12,394	12,394	12,691	12,691	-
4675 Undistributed (S.S.)						

Oregon Business Development Department

Agency Number: 12300

Budget Support - Detail Revenues and Expenditures

Cross Reference Number: 12300-600-00-00-00000

2013-15 Biennium

Arts

Description	2009-11 Actuals	2011-13 Leg Adopted Budget	2011-13 Leg Approved Budget	2013-15 Agency Request Budget	2013-15 Governor's Budget	2013-15 Leg Adopted Budget
8000 General Fund	-	(9,179)	(9,006)	-	-	-
4700 Expendable Prop 250 - 5000						
8000 General Fund	413	1,295	1,295	1,326	1,326	-
3400 Other Funds Ltd	-	5,427	5,427	5,557	5,557	-
All Funds	413	6,722	6,722	6,883	6,883	-
4715 IT Expendable Property						
8000 General Fund	9,235	-	-	-	-	-
3400 Other Funds Ltd	7,239	-	-	-	-	-
6400 Federal Funds Ltd	160	-	-	-	-	-
All Funds	16,634	-	-	-	-	-
SERVICES & SUPPLIES						
8000 General Fund	819,171	251,757	251,930	273,891	273,891	-
3400 Other Funds Ltd	1,020,260	1,166,367	1,166,367	1,198,036	1,198,036	-
6400 Federal Funds Ltd	116,335	77,477	77,477	79,395	79,395	-
TOTAL SERVICES & SUPPLIES	\$1,955,766	\$1,495,601	\$1,495,774	\$1,551,322	\$1,551,322	-
SPECIAL PAYMENTS						
6015 Dist to Cities						
8000 General Fund	10,000	45,744	20,242	20,728	20,728	-
6400 Federal Funds Ltd	14,900	-	-	-	-	-
All Funds	24,900	45,744	20,242	20,728	20,728	-
6020 Dist to Counties						
3400 Other Funds Ltd	169,113	781,939	781,939	800,706	800,706	-
6025 Dist to Other Gov Unit						

Oregon Business Development Department

Agency Number: 12300

Budget Support - Detail Revenues and Expenditures

Cross Reference Number: 12300-600-00-00-00000

2013-15 Biennium

Arts

<i>Description</i>	<i>2009-11 Actuals</i>	<i>2011-13 Leg Adopted Budget</i>	<i>2011-13 Leg Approved Budget</i>	<i>2013-15 Agency Request Budget</i>	<i>2013-15 Governor's Budget</i>	<i>2013-15 Leg Adopted Budget</i>
8000 General Fund	450,000	-	-	-	500,000	-
3400 Other Funds Ltd	323,897	720,294	720,294	737,582	737,582	-
All Funds	773,897	720,294	720,294	737,582	1,237,582	-
6030 Dist to Non-Gov Units						
8000 General Fund	934,668	2,356,718	2,256,718	2,310,879	2,310,879	-
3400 Other Funds Ltd	1,430,140	2,924,699	2,924,699	2,994,892	2,994,892	-
6400 Federal Funds Ltd	704,925	1,647,001	1,647,001	1,686,529	1,686,529	-
All Funds	3,069,733	6,928,418	6,828,418	6,992,300	6,992,300	-
6035 Dist to Individuals						
8000 General Fund	49,840	271,295	271,295	277,806	277,806	-
3400 Other Funds Ltd	148,487	-	-	-	-	-
6400 Federal Funds Ltd	3,000	68,615	68,615	70,262	70,262	-
All Funds	201,327	339,910	339,910	348,068	348,068	-
6045 Dist to Comm College Districts						
3400 Other Funds Ltd	18,379	-	-	-	-	-
6050 Dist to Non-Profit Organizations						
8000 General Fund	1,001,978	-	-	-	-	-
3400 Other Funds Ltd	1,101,969	-	-	-	-	-
6400 Federal Funds Ltd	556,500	-	-	-	-	-
All Funds	2,660,447	-	-	-	-	-
6090 Undistributed (S.P.)						
8000 General Fund	-	(93,581)	-	-	-	-
6580 Spc Pmt to OR University System						

Oregon Business Development Department

Agency Number: 12300

Budget Support - Detail Revenues and Expenditures

Cross Reference Number: 12300-600-00-00-00000

2013-15 Biennium

Arts

Description	2009-11 Actuals	2011-13 Leg Adopted Budget	2011-13 Leg Approved Budget	2013-15 Agency Request Budget	2013-15 Governor's Budget	2013-15 Leg Adopted Budget
8000 General Fund	78,750	-	-	-	-	-
3400 Other Funds Ltd	8,818	-	-	-	-	-
6400 Federal Funds Ltd	15,000	-	-	-	-	-
All Funds	102,568	-	-	-	-	-
6634 Spc Pmt to Parks and Rec Dept						
3400 Other Funds Ltd	173,102	257,000	257,000	257,000	257,000	-
SPECIAL PAYMENTS						
8000 General Fund	2,525,236	2,580,176	2,548,255	2,609,413	3,109,413	-
3400 Other Funds Ltd	3,373,905	4,683,932	4,683,932	4,790,180	4,790,180	-
6400 Federal Funds Ltd	1,294,325	1,715,616	1,715,616	1,756,791	1,756,791	-
TOTAL SPECIAL PAYMENTS	\$7,193,466	\$8,979,724	\$8,947,803	\$9,156,384	\$9,656,384	-
EXPENDITURES						
8000 General Fund	4,308,498	3,851,208	3,842,479	4,014,740	4,483,930	-
3400 Other Funds Ltd	5,136,001	6,540,845	6,540,845	6,671,086	6,652,409	-
6400 Federal Funds Ltd	1,410,660	1,793,093	1,793,093	1,836,186	1,836,186	-
TOTAL EXPENDITURES	\$10,855,159	\$12,185,146	\$12,176,417	\$12,522,012	\$12,972,525	-
REVERSIONS						
9900 Reversions						
8000 General Fund	(65)	-	-	-	-	-
ENDING BALANCE						
3400 Other Funds Ltd	16,222,278	18,120,344	18,120,344	21,824,079	21,842,756	-
6400 Federal Funds Ltd	593,695	-	-	-	-	-
TOTAL ENDING BALANCE	\$16,815,973	\$18,120,344	\$18,120,344	\$21,824,079	\$21,842,756	-

Oregon Business Development Department

Agency Number: 12300

Budget Support - Detail Revenues and Expenditures

Cross Reference Number: 12300-600-00-00-00000

2013-15 Biennium

Arts

Description	2009-11 Actuals	2011-13 Leg Adopted Budget	2011-13 Leg Approved Budget	2013-15 Agency Request Budget	2013-15 Governor's Budget	2013-15 Leg Adopted Budget
AUTHORIZED POSITIONS						
8150 Class/Unclass Positions	9	9	9	9	9	-
TOTAL AUTHORIZED POSITIONS	9	9	9	9	9	-
AUTHORIZED FTE						
8250 Class/Unclass FTE Positions	9.00	9.00	9.00	9.00	9.00	-
TOTAL AUTHORIZED FTE	9.00	9.00	9.00	9.00	9.00	-

Budget Support - Detail Revenues and Expenditures

Cross Reference Number: 12300-800-00-00-00000

2013-15 Biennium

Legislatively Directed Appropriations

Description	2009-11 Actuals	2011-13 Leg Adopted Budget	2011-13 Leg Approved Budget	2013-15 Agency Request Budget	2013-15 Governor's Budget	2013-15 Leg Adopted Budget
BEGINNING BALANCE						
0025 Beginning Balance						
4400 Lottery Funds Ltd	757,579	707,877	707,877	-	-	-
3200 Other Funds Non-Ltd	7,001,884	7,001,884	7,001,884	11,635	11,635	-
All Funds	7,759,463	7,709,761	7,709,761	11,635	11,635	-
0030 Beginning Balance Adjustment						
4400 Lottery Funds Ltd	-	(707,877)	(707,877)	-	-	-
3200 Other Funds Non-Ltd	-	(6,990,249)	(6,990,249)	(11,635)	(11,635)	-
All Funds	-	(7,698,126)	(7,698,126)	(11,635)	(11,635)	-
BEGINNING BALANCE						
4400 Lottery Funds Ltd	757,579	-	-	-	-	-
3200 Other Funds Non-Ltd	7,001,884	11,635	11,635	-	-	-
TOTAL BEGINNING BALANCE	\$7,759,463	\$11,635	\$11,635	-	-	-
REVENUE CATEGORIES						
INTEREST EARNINGS						
0605 Interest Income						
3200 Other Funds Non-Ltd	26,174	-	-	-	-	-
TRANSFERS OUT						
2010 Transfer Out - Intrafund						
4400 Lottery Funds Ltd	(757,579)	-	-	-	-	-
3200 Other Funds Non-Ltd	(27,147)	-	-	-	-	-
All Funds	(784,726)	-	-	-	-	-
AVAILABLE REVENUES						

Oregon Business Development Department

Agency Number: 12300

Budget Support - Detail Revenues and Expenditures

Cross Reference Number: 12300-800-00-00-00000

2013-15 Biennium

Legislatively Directed Appropriations

Description	2009-11 Actuals	2011-13 Leg Adopted Budget	2011-13 Leg Approved Budget	2013-15 Agency Request Budget	2013-15 Governor's Budget	2013-15 Leg Adopted Budget
3200 Other Funds Non-Ltd	7,000,911	11,635	11,635	-	-	-
TOTAL AVAILABLE REVENUES	\$7,000,911	\$11,635	\$11,635	-	-	-
EXPENDITURES						
SERVICES & SUPPLIES						
4225 State Gov. Service Charges						
3200 Other Funds Non-Ltd	451	-	-	-	-	-
4650 Other Services and Supplies						
3200 Other Funds Non-Ltd	460	-	-	-	-	-
SERVICES & SUPPLIES						
3200 Other Funds Non-Ltd	911	-	-	-	-	-
TOTAL SERVICES & SUPPLIES	\$911	-	-	-	-	-
SPECIAL PAYMENTS						
6015 Dist to Cities						
3200 Other Funds Non-Ltd	7,000,000	-	-	-	-	-
EXPENDITURES						
3200 Other Funds Non-Ltd	7,000,911	-	-	-	-	-
TOTAL EXPENDITURES	\$7,000,911	-	-	-	-	-
ENDING BALANCE						
3200 Other Funds Non-Ltd	-	11,635	11,635	-	-	-
TOTAL ENDING BALANCE	-	\$11,635	\$11,635	-	-	-

Oregon Business Development Department

Agency Number: 12300

Budget Support - Detail Revenues and Expenditures

Cross Reference Number: 12300-900-00-00-00000

2013-15 Biennium

Lottery Bond Debt Service

Description	2009-11 Actuals	2011-13 Leg Adopted Budget	2011-13 Leg Approved Budget	2013-15 Agency Request Budget	2013-15 Governor's Budget	2013-15 Leg Adopted Budget
BEGINNING BALANCE						
0025 Beginning Balance						
4430 Lottery Funds Debt Svc Ltd	291,214	(182,600)	(182,600)	3,888	3,888	-
3230 Other Funds Debt Svc Non-Ltd	27,816,945	31,816,945	31,816,945	-	-	-
3430 Other Funds Debt Svc Ltd	1,834,282	1,094,024	1,094,024	50,935	50,935	-
All Funds	29,942,441	32,728,369	32,728,369	54,823	54,823	-
0030 Beginning Balance Adjustment						
4430 Lottery Funds Debt Svc Ltd	686,190	253,481	253,481	(3,888)	144,095	-
3230 Other Funds Debt Svc Non-Ltd	(705,986)	(31,816,945)	(31,816,945)	-	-	-
3430 Other Funds Debt Svc Ltd	-	-	-	(50,935)	(50,935)	-
All Funds	(19,796)	(31,563,464)	(31,563,464)	(54,823)	93,160	-
BEGINNING BALANCE						
4430 Lottery Funds Debt Svc Ltd	977,404	70,881	70,881	-	147,983	-
3230 Other Funds Debt Svc Non-Ltd	27,110,959	-	-	-	-	-
3430 Other Funds Debt Svc Ltd	1,834,282	1,094,024	1,094,024	-	-	-
TOTAL BEGINNING BALANCE	\$29,922,645	\$1,164,905	\$1,164,905	-	\$147,983	-

REVENUE CATEGORIES

BOND SALES

0575 Refunding Bonds

3200 Other Funds Non-Ltd	78,893	-	-	-	-	-
3230 Other Funds Debt Svc Non-Ltd	11,219,830	-	-	-	-	-
All Funds	11,298,723	-	-	-	-	-

INTEREST EARNINGS

Oregon Business Development Department

Agency Number: 12300

Budget Support - Detail Revenues and Expenditures

Cross Reference Number: 12300-900-00-00-00000

2013-15 Biennium

Lottery Bond Debt Service

Description	2009-11 Actuals	2011-13 Leg Adopted Budget	2011-13 Leg Approved Budget	2013-15 Agency Request Budget	2013-15 Governor's Budget	2013-15 Leg Adopted Budget
0605 Interest Income						
3430 Other Funds Debt Svc Ltd	2,281,424	1,076,644	1,076,644	-	-	-
TRANSFERS IN						
1010 Transfer In - Intrafund						
4430 Lottery Funds Debt Svc Ltd	38,606,259	-	-	-	-	-
3430 Other Funds Debt Svc Ltd	36,872,925	-	-	-	-	-
All Funds	75,479,184	-	-	-	-	-
1040 Transfer In Lottery Proceeds						
4430 Lottery Funds Debt Svc Ltd	-	-	-	12,814,076	-	-
1107 Tsfr From Administrative Svcs						
4430 Lottery Funds Debt Svc Ltd	68,318,637	79,199,162	82,033,209	56,560,265	56,294,272	-
3430 Other Funds Debt Svc Ltd	-	-	-	-	5,000,000	-
All Funds	68,318,637	79,199,162	82,033,209	56,560,265	61,294,272	-
TRANSFERS IN						
4430 Lottery Funds Debt Svc Ltd	106,924,896	79,199,162	82,033,209	69,374,341	56,294,272	-
3430 Other Funds Debt Svc Ltd	36,872,925	-	-	-	5,000,000	-
TOTAL TRANSFERS IN	\$143,797,821	\$79,199,162	\$82,033,209	\$69,374,341	\$61,294,272	-
REVENUE CATEGORIES						
4430 Lottery Funds Debt Svc Ltd	106,924,896	79,199,162	82,033,209	69,374,341	56,294,272	-
3200 Other Funds Non-Ltd	78,893	-	-	-	-	-
3230 Other Funds Debt Svc Non-Ltd	11,219,830	-	-	-	-	-
3430 Other Funds Debt Svc Ltd	39,154,349	1,076,644	1,076,644	-	5,000,000	-
TOTAL REVENUE CATEGORIES	\$157,377,968	\$80,275,806	\$83,109,853	\$69,374,341	\$61,294,272	-

Oregon Business Development Department

Agency Number: 12300

Budget Support - Detail Revenues and Expenditures

Cross Reference Number: 12300-900-00-00-00000

2013-15 Biennium

Lottery Bond Debt Service

Description	2009-11 Actuals	2011-13 Leg Adopted Budget	2011-13 Leg Approved Budget	2013-15 Agency Request Budget	2013-15 Governor's Budget	2013-15 Leg Adopted Budget
TRANSFERS OUT						
2010 Transfer Out - Intrafund						
4430 Lottery Funds Debt Svc Ltd	(37,135,175)	-	-	-	-	-
3430 Other Funds Debt Svc Ltd	(36,043,511)	-	-	-	-	-
All Funds	(73,178,686)	-	-	-	-	-
AVAILABLE REVENUES						
4430 Lottery Funds Debt Svc Ltd	70,767,125	79,270,043	82,104,090	69,374,341	56,442,255	-
3200 Other Funds Non-Ltd	78,893	-	-	-	-	-
3230 Other Funds Debt Svc Non-Ltd	38,330,789	-	-	-	-	-
3430 Other Funds Debt Svc Ltd	4,945,120	2,170,668	2,170,668	-	5,000,000	-
TOTAL AVAILABLE REVENUES	\$114,121,927	\$81,440,711	\$84,274,758	\$69,374,341	\$61,442,255	-
EXPENDITURES						
SERVICES & SUPPLIES						
4650 Other Services and Supplies						
3200 Other Funds Non-Ltd	78,893	-	-	-	-	-
3430 Other Funds Debt Svc Ltd	242,472	-	-	-	-	-
All Funds	321,365	-	-	-	-	-
DEBT SERVICE						
7050 Pmt To Ret Bond Escrow						
3230 Other Funds Debt Svc Non-Ltd	11,219,830	-	-	-	-	-
7100 Principal - Bonds						
4430 Lottery Funds Debt Svc Ltd	49,774,030	65,481,562	65,481,562	46,825,443	38,155,443	-
3430 Other Funds Debt Svc Ltd	603,496	-	-	-	5,000,000	-

Oregon Business Development Department

Agency Number: 12300

Budget Support - Detail Revenues and Expenditures

Cross Reference Number: 12300-900-00-00-00000

2013-15 Biennium

Lottery Bond Debt Service

Description	2009-11 Actuals	2011-13 Leg Adopted Budget	2011-13 Leg Approved Budget	2013-15 Agency Request Budget	2013-15 Governor's Budget	2013-15 Leg Adopted Budget
All Funds	50,377,526	65,481,562	65,481,562	46,825,443	43,155,443	-
7150 Interest - Bonds						
4430 Lottery Funds Debt Svc Ltd	20,982,701	16,940,525	16,618,640	22,548,898	18,286,812	-
3430 Other Funds Debt Svc Ltd	970,933	1,797,848	2,119,733	-	-	-
All Funds	21,953,634	18,738,373	18,738,373	22,548,898	18,286,812	-
7990 Undistributed (Debt Svc)						
4430 Lottery Funds Debt Svc Ltd	-	(3,152,044)	-	-	-	-
DEBT SERVICE						
4430 Lottery Funds Debt Svc Ltd	70,756,731	79,270,043	82,100,202	69,374,341	56,442,255	-
3230 Other Funds Debt Svc Non-Ltd	11,219,830	-	-	-	-	-
3430 Other Funds Debt Svc Ltd	1,574,429	1,797,848	2,119,733	-	5,000,000	-
TOTAL DEBT SERVICE	\$83,550,990	\$81,067,891	\$84,219,935	\$69,374,341	\$61,442,255	-
EXPENDITURES						
4430 Lottery Funds Debt Svc Ltd	70,756,731	79,270,043	82,100,202	69,374,341	56,442,255	-
3200 Other Funds Non-Ltd	78,893	-	-	-	-	-
3230 Other Funds Debt Svc Non-Ltd	11,219,830	-	-	-	-	-
3430 Other Funds Debt Svc Ltd	1,816,901	1,797,848	2,119,733	-	5,000,000	-
TOTAL EXPENDITURES	\$83,872,355	\$81,067,891	\$84,219,935	\$69,374,341	\$61,442,255	-
ENDING BALANCE						
4430 Lottery Funds Debt Svc Ltd	10,394	-	3,888	-	-	-
3230 Other Funds Debt Svc Non-Ltd	27,110,959	-	-	-	-	-
3430 Other Funds Debt Svc Ltd	3,128,219	372,820	50,935	-	-	-
TOTAL ENDING BALANCE	\$30,249,572	\$372,820	\$54,823	-	-	-

Oregon Business Development Department

Agency Number: 12300

Budget Support - Detail Revenues and Expenditures

Cross Reference Number: 12300-910-00-00-00000

2013-15 Biennium

Telecommunications - SB 622

Description	2009-11 Actuals	2011-13 Leg Adopted Budget	2011-13 Leg Approved Budget	2013-15 Agency Request Budget	2013-15 Governor's Budget	2013-15 Leg Adopted Budget
BEGINNING BALANCE						
0025 Beginning Balance						
3400 Other Funds Ltd	12,608	182,608	182,608	26,628	26,628	-
0030 Beginning Balance Adjustment						
3400 Other Funds Ltd	-	(163,030)	(163,030)	-	-	-
BEGINNING BALANCE						
3400 Other Funds Ltd	12,608	19,578	19,578	26,628	26,628	-
TOTAL BEGINNING BALANCE	\$12,608	\$19,578	\$19,578	\$26,628	\$26,628	-
REVENUE CATEGORIES						
INTEREST EARNINGS						
0605 Interest Income						
3400 Other Funds Ltd	195	250	250	250	250	-
OTHER						
0975 Other Revenues						
3400 Other Funds Ltd	20,800	6,800	6,800	6,800	6,800	-
REVENUE CATEGORIES						
3400 Other Funds Ltd	20,995	7,050	7,050	7,050	7,050	-
TOTAL REVENUE CATEGORIES	\$20,995	\$7,050	\$7,050	\$7,050	\$7,050	-
AVAILABLE REVENUES						
3400 Other Funds Ltd	33,603	26,628	26,628	33,678	33,678	-
TOTAL AVAILABLE REVENUES	\$33,603	\$26,628	\$26,628	\$33,678	\$33,678	-
ENDING BALANCE						
3400 Other Funds Ltd	33,603	26,628	26,628	33,678	33,678	-

Oregon Business Development Department

Agency Number: 12300

Budget Support - Detail Revenues and Expenditures

Cross Reference Number: 12300-910-00-00-00000

2013-15 Biennium

Telecommunications - SB 622

<i>Description</i>	<i>2009-11 Actuals</i>	<i>2011-13 Leg Adopted Budget</i>	<i>2011-13 Leg Approved Budget</i>	<i>2013-15 Agency Request Budget</i>	<i>2013-15 Governor's Budget</i>	<i>2013-15 Leg Adopted Budget</i>
TOTAL ENDING BALANCE	\$33,603	\$26,628	\$26,628	\$33,678	\$33,678	-

Description	Agency Request Budget (V-01) 2013-15 Base Budget	Governor's Budget (Y-01) 2013-15 Base Budget	Column 2 minus Column 1	% Change from Column 1 to Column 2
	Column 1	Column 2		
BEGINNING BALANCE				
0025 Beginning Balance				
3400 Other Funds Ltd	672,510	672,510	0	-
0030 Beginning Balance Adjustment				
4400 Lottery Funds Ltd	930,767	930,767	0	-
TOTAL BEGINNING BALANCE				
4400 Lottery Funds Ltd	930,767	930,767	0	-
3400 Other Funds Ltd	672,510	672,510	0	-
TOTAL BEGINNING BALANCE	\$1,603,277	\$1,603,277	0	-
REVENUE CATEGORIES				
INTEREST EARNINGS				
0605 Interest Income				
3400 Other Funds Ltd	8,000	8,000	0	-
TRANSFERS IN				
1010 Transfer In - Intrafund				
3400 Other Funds Ltd	923,586	923,586	0	-
1107 Tsfr From Administrative Svcs				
4400 Lottery Funds Ltd	7,180,978	6,169,621	(1,011,357)	-14.08%
TOTAL TRANSFERS IN				
4400 Lottery Funds Ltd	7,180,978	6,169,621	(1,011,357)	-14.08%
3400 Other Funds Ltd	923,586	923,586	0	-
TOTAL TRANSFERS IN	\$8,104,564	\$7,093,207	(\$1,011,357)	-12.48%
TOTAL REVENUES				
4400 Lottery Funds Ltd	7,180,978	6,169,621	(1,011,357)	-14.08%

Description	Agency Request Budget (V-01) 2013-15 Base Budget	Governor's Budget (Y-01) 2013-15 Base Budget	Column 2 minus Column 1	% Change from Column 1 to Column 2
	Column 1	Column 2		
3400 Other Funds Ltd	931,586	931,586	0	-
TOTAL REVENUES	\$8,112,564	\$7,101,207	(\$1,011,357)	-12.47%
AVAILABLE REVENUES				
4400 Lottery Funds Ltd	8,111,745	7,100,388	(1,011,357)	-12.47%
3400 Other Funds Ltd	1,604,096	1,604,096	0	-
TOTAL AVAILABLE REVENUES	\$9,715,841	\$8,704,484	(\$1,011,357)	-10.41%
EXPENDITURES				
PERSONAL SERVICES				
SALARIES & WAGES				
3110 Class/Unclass Sal. and Per Diem				
4400 Lottery Funds Ltd	3,666,192	3,666,192	0	-
3400 Other Funds Ltd	334,440	334,440	0	-
All Funds	4,000,632	4,000,632	0	-
3160 Temporary Appointments				
4400 Lottery Funds Ltd	106,650	106,650	0	-
3400 Other Funds Ltd	707	707	0	-
All Funds	107,357	107,357	0	-
3170 Overtime Payments				
3400 Other Funds Ltd	2,770	2,770	0	-
3190 All Other Differential				
3400 Other Funds Ltd	5,116	5,116	0	-
TOTAL SALARIES & WAGES				
4400 Lottery Funds Ltd	3,772,842	3,772,842	0	-
3400 Other Funds Ltd	343,033	343,033	0	-

Description	Agency Request Budget (V-01) 2013-15 Base Budget	Governor's Budget (Y-01) 2013-15 Base Budget	Column 2 minus Column 1	% Change from Column 1 to Column 2
	Column 1	Column 2		
TOTAL SALARIES & WAGES	\$4,115,875	\$4,115,875	0	-
OTHER PAYROLL EXPENSES				
3210 Empl. Rel. Bd. Assessments				
4400 Lottery Funds Ltd	1,090	1,090	0	-
3400 Other Funds Ltd	110	110	0	-
All Funds	1,200	1,200	0	-
3220 Public Employees' Retire Cont				
4400 Lottery Funds Ltd	723,342	699,142	(24,200)	-3.35%
3400 Other Funds Ltd	67,541	65,280	(2,261)	-3.35%
All Funds	790,883	764,422	(26,461)	-3.35%
3221 Pension Obligation Bond				
4400 Lottery Funds Ltd	221,341	221,341	0	-
3400 Other Funds Ltd	22,615	22,615	0	-
All Funds	243,956	243,956	0	-
3230 Social Security Taxes				
4400 Lottery Funds Ltd	282,077	282,077	0	-
3400 Other Funds Ltd	26,242	26,242	0	-
All Funds	308,319	308,319	0	-
3240 Unemployment Assessments				
4400 Lottery Funds Ltd	36,305	36,305	0	-
3250 Worker's Comp. Assess. (WCD)				
4400 Lottery Funds Ltd	1,608	1,608	0	-
3400 Other Funds Ltd	162	162	0	-
All Funds	1,770	1,770	0	-

Description	Agency Request Budget (V-01) 2013-15 Base Budget	Governor's Budget (Y-01) 2013-15 Base Budget	Column 2 minus Column 1	% Change from Column 1 to Column 2
	Column 1	Column 2		
3260 Mass Transit Tax				
4400 Lottery Funds Ltd	24,274	24,274	0	-
3400 Other Funds Ltd	2,581	2,581	0	-
All Funds	26,855	26,855	0	-
3270 Flexible Benefits				
4400 Lottery Funds Ltd	831,888	831,888	0	-
3400 Other Funds Ltd	83,952	83,952	0	-
All Funds	915,840	915,840	0	-
TOTAL OTHER PAYROLL EXPENSES				
4400 Lottery Funds Ltd	2,121,925	2,097,725	(24,200)	-1.14%
3400 Other Funds Ltd	203,203	200,942	(2,261)	-1.11%
TOTAL OTHER PAYROLL EXPENSES	\$2,325,128	\$2,298,667	(\$26,461)	-1.14%
P.S. BUDGET ADJUSTMENTS				
3455 Vacancy Savings				
4400 Lottery Funds Ltd	(44,705)	(44,705)	0	-
3400 Other Funds Ltd	(10,687)	(10,687)	0	-
All Funds	(55,392)	(55,392)	0	-
3465 Reconciliation Adjustment				
4400 Lottery Funds Ltd	-	3	3	100.00%
3400 Other Funds Ltd	-	2	2	100.00%
All Funds	-	5	5	100.00%
TOTAL P.S. BUDGET ADJUSTMENTS				
4400 Lottery Funds Ltd	(44,705)	(44,702)	3	0.01%
3400 Other Funds Ltd	(10,687)	(10,685)	2	0.02%

Description	Agency Request Budget (V-01) 2013-15 Base Budget	Governor's Budget (Y-01) 2013-15 Base Budget	Column 2 minus Column 1	% Change from Column 1 to Column 2
	Column 1	Column 2		
TOTAL P.S. BUDGET ADJUSTMENTS	(\$55,392)	(\$55,387)	\$5	0.01%
TOTAL PERSONAL SERVICES				
4400 Lottery Funds Ltd	5,850,062	5,825,865	(24,197)	-0.41%
3400 Other Funds Ltd	535,549	533,290	(2,259)	-0.42%
TOTAL PERSONAL SERVICES	\$6,385,611	\$6,359,155	(\$26,456)	-0.41%
SERVICES & SUPPLIES				
4100 Instate Travel				
4400 Lottery Funds Ltd	60,734	60,734	0	-
3400 Other Funds Ltd	16,215	16,215	0	-
All Funds	76,949	76,949	0	-
4125 Out of State Travel				
4400 Lottery Funds Ltd	44,542	44,542	0	-
3400 Other Funds Ltd	8,479	8,479	0	-
All Funds	53,021	53,021	0	-
4150 Employee Training				
4400 Lottery Funds Ltd	33,790	33,790	0	-
4175 Office Expenses				
4400 Lottery Funds Ltd	61,061	61,061	0	-
4200 Telecommunications				
4400 Lottery Funds Ltd	72,670	72,670	0	-
3400 Other Funds Ltd	3,601	3,601	0	-
All Funds	76,271	76,271	0	-
4225 State Gov. Service Charges				
4400 Lottery Funds Ltd	129,116	129,116	0	-

Description	Agency Request Budget (V-01) 2013-15 Base Budget	Governor's Budget (Y-01) 2013-15 Base Budget	Column 2 minus Column 1	% Change from Column 1 to Column 2
	Column 1	Column 2		
4250 Data Processing				
4400 Lottery Funds Ltd	168,480	168,480	0	-
3400 Other Funds Ltd	59,871	59,871	0	-
All Funds	228,351	228,351	0	-
4275 Publicity and Publications				
4400 Lottery Funds Ltd	15,299	15,299	0	-
3400 Other Funds Ltd	69,865	69,865	0	-
All Funds	85,164	85,164	0	-
4300 Professional Services				
4400 Lottery Funds Ltd	24,225	24,225	0	-
4315 IT Professional Services				
4400 Lottery Funds Ltd	7,419	7,419	0	-
3400 Other Funds Ltd	50,000	50,000	0	-
All Funds	57,419	57,419	0	-
4325 Attorney General				
4400 Lottery Funds Ltd	48,773	48,773	0	-
3400 Other Funds Ltd	9,407	9,407	0	-
All Funds	58,180	58,180	0	-
4375 Employee Recruitment and Develop				
4400 Lottery Funds Ltd	5,394	5,394	0	-
4400 Dues and Subscriptions				
4400 Lottery Funds Ltd	2,526	2,526	0	-
4425 Facilities Rental and Taxes				
4400 Lottery Funds Ltd	599,345	599,345	0	-

Description	Agency Request Budget (V-01) 2013-15 Base Budget	Governor's Budget (Y-01) 2013-15 Base Budget	Column 2 minus Column 1	% Change from Column 1 to Column 2
	Column 1	Column 2		
3400 Other Funds Ltd	12,340	12,340	0	-
All Funds	611,685	611,685	0	-
4650 Other Services and Supplies				
4400 Lottery Funds Ltd	70,857	70,857	0	-
3400 Other Funds Ltd	132,335	132,335	0	-
All Funds	203,192	203,192	0	-
4675 Undistributed (S.S.)				
4400 Lottery Funds Ltd	(249,499)	(249,499)	0	-
4700 Expendable Prop 250 - 5000				
4400 Lottery Funds Ltd	81,751	81,751	0	-
3400 Other Funds Ltd	6,501	6,501	0	-
All Funds	88,252	88,252	0	-
4715 IT Expendable Property				
4400 Lottery Funds Ltd	49,790	49,790	0	-
TOTAL SERVICES & SUPPLIES				
4400 Lottery Funds Ltd	1,226,273	1,226,273	0	-
3400 Other Funds Ltd	368,614	368,614	0	-
TOTAL SERVICES & SUPPLIES	\$1,594,887	\$1,594,887	0	-
TOTAL EXPENDITURES				
4400 Lottery Funds Ltd	7,076,335	7,052,138	(24,197)	-0.34%
3400 Other Funds Ltd	904,163	901,904	(2,259)	-0.25%
TOTAL EXPENDITURES	\$7,980,498	\$7,954,042	(\$26,456)	-0.33%
ENDING BALANCE				
4400 Lottery Funds Ltd	1,035,410	48,250	(987,160)	-95.34%

Description	Agency Request Budget (V-01) 2013-15 Base Budget	Governor's Budget (Y-01) 2013-15 Base Budget	Column 2 minus Column 1	% Change from Column 1 to Column 2
	Column 1	Column 2		
3400 Other Funds Ltd	699,933	702,192	2,259	0.32%
TOTAL ENDING BALANCE	\$1,735,343	\$750,442	(\$984,901)	-56.76%
AUTHORIZED POSITIONS				
8150 Class/Unclass Positions	30	30	0	-
AUTHORIZED FTE				
8250 Class/Unclass FTE Positions	30.00	30.00	0	-

Description	Agency Request Budget (V-01) 2013-15 Base Budget	Governor's Budget (Y-01) 2013-15 Base Budget	Column 2 minus Column 1	% Change from Column 1 to Column 2
	Column 1	Column 2		
BEGINNING BALANCE				
0025 Beginning Balance				
3200 Other Funds Non-Ltd	8,915,316	8,915,316	0	-
3400 Other Funds Ltd	586,959	586,959	0	-
All Funds	9,502,275	9,502,275	0	-
0030 Beginning Balance Adjustment				
4400 Lottery Funds Ltd	4,745,077	4,745,077	0	-
3200 Other Funds Non-Ltd	7,696,307	7,696,307	0	-
3400 Other Funds Ltd	1,294,237	1,294,237	0	-
6400 Federal Funds Ltd	9,111,887	9,111,887	0	-
All Funds	22,847,508	22,847,508	0	-
TOTAL BEGINNING BALANCE				
4400 Lottery Funds Ltd	4,745,077	4,745,077	0	-
3200 Other Funds Non-Ltd	16,611,623	16,611,623	0	-
3400 Other Funds Ltd	1,881,196	1,881,196	0	-
6400 Federal Funds Ltd	9,111,887	9,111,887	0	-
TOTAL BEGINNING BALANCE	\$32,349,783	\$32,349,783	0	-

REVENUE CATEGORIES

LICENSES AND FEES

0205 Business Lic and Fees

3200 Other Funds Non-Ltd	2,000	2,000	0	-
3400 Other Funds Ltd	7,500	7,500	0	-
All Funds	9,500	9,500	0	-

CHARGES FOR SERVICES

Description	Agency Request Budget (V-01) 2013-15 Base Budget	Governor's Budget (Y-01) 2013-15 Base Budget	Column 2 minus Column 1	% Change from Column 1 to Column 2
	Column 1	Column 2		
0410 Charges for Services				
3200 Other Funds Non-Ltd	885,000	885,000	0	-
3400 Other Funds Ltd	915,978	915,978	0	-
All Funds	1,800,978	1,800,978	0	-
INTEREST EARNINGS				
0605 Interest Income				
3200 Other Funds Non-Ltd	3,229,274	3,229,274	0	-
3400 Other Funds Ltd	373,900	373,900	0	-
All Funds	3,603,174	3,603,174	0	-
LOAN REPAYMENT				
0925 Loan Repayments				
3200 Other Funds Non-Ltd	7,996,162	7,996,162	0	-
3400 Other Funds Ltd	205,000	205,000	0	-
All Funds	8,201,162	8,201,162	0	-
OTHER				
0975 Other Revenues				
3200 Other Funds Non-Ltd	18,000	18,000	0	-
3400 Other Funds Ltd	2,236,485	2,236,485	0	-
All Funds	2,254,485	2,254,485	0	-
FEDERAL FUNDS REVENUE				
0995 Federal Funds				
6400 Federal Funds Ltd	20,757,047	20,754,932	(2,115)	-0.01%
TRANSFERS IN				
1010 Transfer In - Intrafund				

Description	Agency Request Budget (V-01) 2013-15 Base Budget	Governor's Budget (Y-01) 2013-15 Base Budget	Column 2 minus Column 1	% Change from Column 1 to Column 2
	Column 1	Column 2		
3400 Other Funds Ltd	3,440,548	3,440,548	0	-
1107 Tsfr From Administrative Svcs				
4400 Lottery Funds Ltd	28,802,683	65,825,526	37,022,843	128.54%
3400 Other Funds Ltd	1,361,675	1,361,675	0	-
All Funds	30,164,358	67,187,201	37,022,843	122.74%
1730 Tsfr From Transportation, Dept				
3400 Other Funds Ltd	1,114,098	1,114,098	0	-
1860 Tsfr From Public Utility Comm				
3400 Other Funds Ltd	99,471	99,471	0	-
TOTAL TRANSFERS IN				
4400 Lottery Funds Ltd	28,802,683	65,825,526	37,022,843	128.54%
3400 Other Funds Ltd	6,015,792	6,015,792	0	-
TOTAL TRANSFERS IN	\$34,818,475	\$71,841,318	\$37,022,843	106.33%
TOTAL REVENUES				
4400 Lottery Funds Ltd	28,802,683	65,825,526	37,022,843	128.54%
3200 Other Funds Non-Ltd	12,130,436	12,130,436	0	-
3400 Other Funds Ltd	9,754,655	9,754,655	0	-
6400 Federal Funds Ltd	20,757,047	20,754,932	(2,115)	-0.01%
TOTAL REVENUES	\$71,444,821	\$108,465,549	\$37,020,728	51.82%
TRANSFERS OUT				
2010 Transfer Out - Intrafund				
3200 Other Funds Non-Ltd	(3,011,019)	(3,011,019)	0	-
3400 Other Funds Ltd	(115,104)	(115,104)	0	-
All Funds	(3,126,123)	(3,126,123)	0	-

Description	Agency Request Budget (V-01) 2013-15 Base Budget	Governor's Budget (Y-01) 2013-15 Base Budget	Column 2 minus Column 1	% Change from Column 1 to Column 2
	Column 1	Column 2		
2121 Tsfr To Governor, Office of the				
3400 Other Funds Ltd	(565,000)	(565,000)	0	-
2440 Tsfr To Consumer/Bus Svcs				
3400 Other Funds Ltd	(53,865)	(53,865)	0	-
TOTAL TRANSFERS OUT				
3200 Other Funds Non-Ltd	(3,011,019)	(3,011,019)	0	-
3400 Other Funds Ltd	(733,969)	(733,969)	0	-
TOTAL TRANSFERS OUT	(\$3,744,988)	(\$3,744,988)	0	-
AVAILABLE REVENUES				
4400 Lottery Funds Ltd	33,547,760	70,570,603	37,022,843	110.36%
3200 Other Funds Non-Ltd	25,731,040	25,731,040	0	-
3400 Other Funds Ltd	10,901,882	10,901,882	0	-
6400 Federal Funds Ltd	29,868,934	29,866,819	(2,115)	-0.01%
TOTAL AVAILABLE REVENUES	\$100,049,616	\$137,070,344	\$37,020,728	37.00%
EXPENDITURES				
PERSONAL SERVICES				
SALARIES & WAGES				
3110 Class/Unclass Sal. and Per Diem				
4400 Lottery Funds Ltd	5,200,051	5,200,051	0	-
3400 Other Funds Ltd	2,125,637	2,125,637	0	-
6400 Federal Funds Ltd	320,400	320,400	0	-
All Funds	7,646,088	7,646,088	0	-
3190 All Other Differential				
4400 Lottery Funds Ltd	34,734	34,734	0	-

Description	Agency Request Budget (V-01) 2013-15 Base Budget	Governor's Budget (Y-01) 2013-15 Base Budget	Column 2 minus Column 1	% Change from Column 1 to Column 2
	Column 1	Column 2		
TOTAL SALARIES & WAGES				
4400 Lottery Funds Ltd	5,234,785	5,234,785	0	-
3400 Other Funds Ltd	2,125,637	2,125,637	0	-
6400 Federal Funds Ltd	320,400	320,400	0	-
TOTAL SALARIES & WAGES	\$7,680,822	\$7,680,822	0	-
OTHER PAYROLL EXPENSES				
3210 Empl. Rel. Bd. Assessments				
4400 Lottery Funds Ltd	1,316	1,316	0	-
3400 Other Funds Ltd	684	684	0	-
6400 Federal Funds Ltd	120	120	0	-
All Funds	2,120	2,120	0	-
3220 Public Employees' Retire Cont				
4400 Lottery Funds Ltd	1,032,823	998,271	(34,552)	-3.35%
3400 Other Funds Ltd	419,391	405,358	(14,033)	-3.35%
6400 Federal Funds Ltd	63,215	61,101	(2,114)	-3.34%
All Funds	1,515,429	1,464,730	(50,699)	-3.35%
3221 Pension Obligation Bond				
4400 Lottery Funds Ltd	313,679	313,679	0	-
3400 Other Funds Ltd	128,090	128,090	0	-
All Funds	441,769	441,769	0	-
3230 Social Security Taxes				
4400 Lottery Funds Ltd	400,459	400,459	0	-
3400 Other Funds Ltd	162,612	162,612	0	-
6400 Federal Funds Ltd	24,511	24,511	0	-

Description	Agency Request Budget (V-01) 2013-15 Base Budget	Governor's Budget (Y-01) 2013-15 Base Budget	Column 2 minus Column 1	% Change from Column 1 to Column 2
	Column 1	Column 2		
All Funds	587,582	587,582	0	-
3250 Worker's Comp. Assess. (WCD)				
4400 Lottery Funds Ltd	1,941	1,941	0	-
3400 Other Funds Ltd	1,009	1,009	0	-
6400 Federal Funds Ltd	177	177	0	-
All Funds	3,127	3,127	0	-
3260 Mass Transit Tax				
4400 Lottery Funds Ltd	33,121	33,121	0	-
3400 Other Funds Ltd	13,770	13,770	0	-
All Funds	46,891	46,891	0	-
3270 Flexible Benefits				
4400 Lottery Funds Ltd	1,004,371	1,004,371	0	-
3400 Other Funds Ltd	522,029	522,029	0	-
6400 Federal Funds Ltd	91,584	91,584	0	-
All Funds	1,617,984	1,617,984	0	-
3280 Other OPE				
4400 Lottery Funds Ltd	460,629	460,629	0	-
3400 Other Funds Ltd	100,000	100,000	0	-
All Funds	560,629	560,629	0	-
TOTAL OTHER PAYROLL EXPENSES				
4400 Lottery Funds Ltd	3,248,339	3,213,787	(34,552)	-1.06%
3400 Other Funds Ltd	1,347,585	1,333,552	(14,033)	-1.04%
6400 Federal Funds Ltd	179,607	177,493	(2,114)	-1.18%
TOTAL OTHER PAYROLL EXPENSES	\$4,775,531	\$4,724,832	(\$50,699)	-1.06%

Description	Agency Request Budget (V-01) 2013-15 Base Budget	Governor's Budget (Y-01) 2013-15 Base Budget	Column 2 minus Column 1	% Change from Column 1 to Column 2
	Column 1	Column 2		
P.S. BUDGET ADJUSTMENTS				
3455 Vacancy Savings				
4400 Lottery Funds Ltd	(35,763)	(35,763)	0	-
3465 Reconciliation Adjustment				
4400 Lottery Funds Ltd	-	2	2	100.00%
3400 Other Funds Ltd	-	4	4	100.00%
6400 Federal Funds Ltd	-	(1)	(1)	100.00%
All Funds	-	5	5	100.00%
TOTAL P.S. BUDGET ADJUSTMENTS				
4400 Lottery Funds Ltd	(35,763)	(35,761)	2	0.01%
3400 Other Funds Ltd	-	4	4	100.00%
6400 Federal Funds Ltd	-	(1)	(1)	100.00%
TOTAL P.S. BUDGET ADJUSTMENTS	(\$35,763)	(\$35,758)	\$5	0.01%
TOTAL PERSONAL SERVICES				
4400 Lottery Funds Ltd	8,447,361	8,412,811	(34,550)	-0.41%
3400 Other Funds Ltd	3,473,222	3,459,193	(14,029)	-0.40%
6400 Federal Funds Ltd	500,007	497,892	(2,115)	-0.42%
TOTAL PERSONAL SERVICES	\$12,420,590	\$12,369,896	(\$50,694)	-0.41%
SERVICES & SUPPLIES				
4100 Instate Travel				
4400 Lottery Funds Ltd	277,599	277,599	0	-
3400 Other Funds Ltd	79,175	79,175	0	-
6400 Federal Funds Ltd	55,800	55,800	0	-
All Funds	412,574	412,574	0	-

Description	Agency Request Budget (V-01) 2013-15 Base Budget	Governor's Budget (Y-01) 2013-15 Base Budget	Column 2 minus Column 1	% Change from Column 1 to Column 2
	Column 1	Column 2		
4125 Out of State Travel				
4400 Lottery Funds Ltd	564,672	564,672	0	-
3400 Other Funds Ltd	23,077	23,077	0	-
All Funds	587,749	587,749	0	-
4150 Employee Training				
4400 Lottery Funds Ltd	34,600	34,600	0	-
3400 Other Funds Ltd	9,692	9,692	0	-
All Funds	44,292	44,292	0	-
4175 Office Expenses				
4400 Lottery Funds Ltd	93,560	93,560	0	-
3400 Other Funds Ltd	36,148	36,148	0	-
6400 Federal Funds Ltd	21,500	21,500	0	-
All Funds	151,208	151,208	0	-
4200 Telecommunications				
4400 Lottery Funds Ltd	118,087	118,087	0	-
3400 Other Funds Ltd	48,543	48,543	0	-
All Funds	166,630	166,630	0	-
4225 State Gov. Service Charges				
4400 Lottery Funds Ltd	176,000	176,000	0	-
3200 Other Funds Non-Ltd	6,457	6,457	0	-
3400 Other Funds Ltd	40,999	40,999	0	-
6400 Federal Funds Ltd	251	251	0	-
All Funds	223,707	223,707	0	-
4250 Data Processing				

Description	Agency Request Budget (V-01) 2013-15 Base Budget	Governor's Budget (Y-01) 2013-15 Base Budget	Column 2 minus Column 1	% Change from Column 1 to Column 2
	Column 1	Column 2		
4400 Lottery Funds Ltd	3,517	3,517	0	-
3400 Other Funds Ltd	6,494	6,494	0	-
All Funds	10,011	10,011	0	-
4275 Publicity and Publications				
4400 Lottery Funds Ltd	102,880	102,880	0	-
3400 Other Funds Ltd	70,573	70,573	0	-
All Funds	173,453	173,453	0	-
4300 Professional Services				
4400 Lottery Funds Ltd	707,461	707,461	0	-
3400 Other Funds Ltd	902,600	902,600	0	-
6400 Federal Funds Ltd	303,000	303,000	0	-
All Funds	1,913,061	1,913,061	0	-
4315 IT Professional Services				
3400 Other Funds Ltd	598	598	0	-
4325 Attorney General				
4400 Lottery Funds Ltd	65,720	65,720	0	-
3200 Other Funds Non-Ltd	100,000	100,000	0	-
3400 Other Funds Ltd	51,434	51,434	0	-
6400 Federal Funds Ltd	9,000	9,000	0	-
All Funds	226,154	226,154	0	-
4350 Dispute Resolution Services				
3400 Other Funds Ltd	2,118	2,118	0	-
4375 Employee Recruitment and Develop				
4400 Lottery Funds Ltd	3,277	3,277	0	-

Description	Agency Request Budget (V-01) 2013-15 Base Budget	Governor's Budget (Y-01) 2013-15 Base Budget	Column 2 minus Column 1	% Change from Column 1 to Column 2
	Column 1	Column 2		
3400 Other Funds Ltd	2,244	2,244	0	-
All Funds	5,521	5,521	0	-
4400 Dues and Subscriptions				
4400 Lottery Funds Ltd	47,371	47,371	0	-
3400 Other Funds Ltd	4,771	4,771	0	-
All Funds	52,142	52,142	0	-
4425 Facilities Rental and Taxes				
4400 Lottery Funds Ltd	446,279	446,279	0	-
3400 Other Funds Ltd	67,418	67,418	0	-
All Funds	513,697	513,697	0	-
4575 Agency Program Related S and S				
4400 Lottery Funds Ltd	1,300,000	1,300,000	0	-
4650 Other Services and Supplies				
4400 Lottery Funds Ltd	4,349	4,349	0	-
3400 Other Funds Ltd	14,210	14,210	0	-
All Funds	18,559	18,559	0	-
4675 Undistributed (S.S.)				
4400 Lottery Funds Ltd	(183,303)	(183,303)	0	-
4700 Expendable Prop 250 - 5000				
4400 Lottery Funds Ltd	21,400	21,400	0	-
3400 Other Funds Ltd	14,277	14,277	0	-
All Funds	35,677	35,677	0	-
4715 IT Expendable Property				
3400 Other Funds Ltd	1,250	1,250	0	-

Description	Agency Request Budget (V-01) 2013-15 Base Budget	Governor's Budget (Y-01) 2013-15 Base Budget	Column 2 minus Column 1	% Change from Column 1 to Column 2
	Column 1	Column 2		
TOTAL SERVICES & SUPPLIES				
4400 Lottery Funds Ltd	3,783,469	3,783,469	0	-
3200 Other Funds Non-Ltd	106,457	106,457	0	-
3400 Other Funds Ltd	1,375,621	1,375,621	0	-
6400 Federal Funds Ltd	389,551	389,551	0	-
TOTAL SERVICES & SUPPLIES	\$5,655,098	\$5,655,098	0	-
SPECIAL PAYMENTS				
6015 Dist to Cities				
4400 Lottery Funds Ltd	346,591	346,591	0	-
3200 Other Funds Non-Ltd	400,000	400,000	0	-
6400 Federal Funds Ltd	231,000	231,000	0	-
All Funds	977,591	977,591	0	-
6020 Dist to Counties				
4400 Lottery Funds Ltd	126,124	126,124	0	-
6025 Dist to Other Gov Unit				
4400 Lottery Funds Ltd	333,487	333,487	0	-
3400 Other Funds Ltd	291,464	291,464	0	-
All Funds	624,951	624,951	0	-
6030 Dist to Non-Gov Units				
4400 Lottery Funds Ltd	35,127,638	35,127,638	0	-
3200 Other Funds Non-Ltd	1,000,000	1,000,000	0	-
3400 Other Funds Ltd	3,349,772	3,349,772	0	-
6400 Federal Funds Ltd	16,001,778	16,001,778	0	-
All Funds	55,479,188	55,479,188	0	-

Description	Agency Request Budget (V-01) 2013-15 Base Budget	Governor's Budget (Y-01) 2013-15 Base Budget	Column 2 minus Column 1	% Change from Column 1 to Column 2
	Column 1	Column 2		
6080 Loans Made - Other				
3200 Other Funds Non-Ltd	13,800,000	13,800,000	0	-
6400 Federal Funds Ltd	2,990,641	2,990,641	0	-
All Funds	16,790,641	16,790,641	0	-
6085 Other Special Payments				
4400 Lottery Funds Ltd	1,097,901	1,097,901	0	-
6141 Spc Pmt to Lands, Dept of State				
3400 Other Funds Ltd	28,797	28,797	0	-
6340 Spc Pmt to Environmental Quality				
3400 Other Funds Ltd	175,646	175,646	0	-
6660 Spc Pmt to Land Conservation Dev				
3400 Other Funds Ltd	94,418	94,418	0	-
TOTAL SPECIAL PAYMENTS				
4400 Lottery Funds Ltd	37,031,741	37,031,741	0	-
3200 Other Funds Non-Ltd	15,200,000	15,200,000	0	-
3400 Other Funds Ltd	3,940,097	3,940,097	0	-
6400 Federal Funds Ltd	19,223,419	19,223,419	0	-
TOTAL SPECIAL PAYMENTS	\$75,395,257	\$75,395,257	0	-
TOTAL EXPENDITURES				
4400 Lottery Funds Ltd	49,262,571	49,228,021	(34,550)	-0.07%
3200 Other Funds Non-Ltd	15,306,457	15,306,457	0	-
3400 Other Funds Ltd	8,788,940	8,774,911	(14,029)	-0.16%
6400 Federal Funds Ltd	20,112,977	20,110,862	(2,115)	-0.01%
TOTAL EXPENDITURES	\$93,470,945	\$93,420,251	(\$50,694)	-0.05%

Description	Agency Request Budget (V-01) 2013-15 Base Budget	Governor's Budget (Y-01) 2013-15 Base Budget	Column 2 minus Column 1	% Change from Column 1 to Column 2
	Column 1	Column 2		
ENDING BALANCE				
4400 Lottery Funds Ltd	(15,714,811)	21,342,582	37,057,393	235.81%
3200 Other Funds Non-Ltd	10,424,583	10,424,583	0	-
3400 Other Funds Ltd	2,112,942	2,126,971	14,029	0.66%
6400 Federal Funds Ltd	9,755,957	9,755,957	0	-
TOTAL ENDING BALANCE	\$6,578,671	\$43,650,093	\$37,071,422	563.51%
AUTHORIZED POSITIONS				
8150 Class/Unclass Positions	53	53	0	-
AUTHORIZED FTE				
8250 Class/Unclass FTE Positions	51.50	51.50	0	-

Description	Agency Request Budget (V-01) 2013-15 Base Budget	Governor's Budget (Y-01) 2013-15 Base Budget	Column 2 minus Column 1	% Change from Column 1 to Column 2
	Column 1	Column 2		
BEGINNING BALANCE				
0025 Beginning Balance				
3200 Other Funds Non-Ltd	61,065,394	61,065,394	0	-
3400 Other Funds Ltd	312,186	312,186	0	-
All Funds	61,377,580	61,377,580	0	-
0030 Beginning Balance Adjustment				
3200 Other Funds Non-Ltd	68,078,432	68,078,432	0	-
3230 Other Funds Debt Svc Non-Ltd	4,600,000	4,600,000	0	-
All Funds	72,678,432	72,678,432	0	-
TOTAL BEGINNING BALANCE				
3200 Other Funds Non-Ltd	129,143,826	129,143,826	0	-
3230 Other Funds Debt Svc Non-Ltd	4,600,000	4,600,000	0	-
3400 Other Funds Ltd	312,186	312,186	0	-
TOTAL BEGINNING BALANCE	\$134,056,012	\$134,056,012	0	-

REVENUE CATEGORIES

CHARGES FOR SERVICES				
0410 Charges for Services				
3200 Other Funds Non-Ltd	400,000	400,000	0	-
BOND SALES				
0565 Lottery Bonds				
3400 Other Funds Ltd	106,207	106,207	0	-
0570 Revenue Bonds				
3200 Other Funds Non-Ltd	33,031,774	33,031,774	0	-
TOTAL BOND SALES				

Description	Agency Request Budget (V-01) 2013-15 Base Budget	Governor's Budget (Y-01) 2013-15 Base Budget	Column 2 minus Column 1	% Change from Column 1 to Column 2
	Column 1	Column 2		
3200 Other Funds Non-Ltd	33,031,774	33,031,774	0	-
3400 Other Funds Ltd	106,207	106,207	0	-
TOTAL BOND SALES	\$33,137,981	\$33,137,981	0	-
INTEREST EARNINGS				
0605 Interest Income				
3200 Other Funds Non-Ltd	37,158,694	37,158,694	0	-
3230 Other Funds Debt Svc Non-Ltd	295,000	295,000	0	-
All Funds	37,453,694	37,453,694	0	-
LOAN REPAYMENT				
0925 Loan Repayments				
3200 Other Funds Non-Ltd	47,721,521	47,721,521	0	-
FEDERAL FUNDS REVENUE				
0995 Federal Funds				
6400 Federal Funds Ltd	28,587,783	28,583,298	(4,485)	-0.02%
TRANSFERS IN				
1010 Transfer In - Intrafund				
3200 Other Funds Non-Ltd	2,700,000	2,700,000	0	-
3230 Other Funds Debt Svc Non-Ltd	37,203,356	37,203,356	0	-
3400 Other Funds Ltd	6,627,218	6,627,218	0	-
All Funds	46,530,574	46,530,574	0	-
1443 Tsfr From Oregon Health Authority				
3200 Other Funds Non-Ltd	12,757,435	12,757,435	0	-
3400 Other Funds Ltd	742,565	742,565	0	-
All Funds	13,500,000	13,500,000	0	-

Description	Agency Request Budget (V-01) 2013-15 Base Budget	Governor's Budget (Y-01) 2013-15 Base Budget	Column 2 minus Column 1	% Change from Column 1 to Column 2
	Column 1	Column 2		
TOTAL TRANSFERS IN				
3200 Other Funds Non-Ltd	15,457,435	15,457,435	0	-
3230 Other Funds Debt Svc Non-Ltd	37,203,356	37,203,356	0	-
3400 Other Funds Ltd	7,369,783	7,369,783	0	-
TOTAL TRANSFERS IN	\$60,030,574	\$60,030,574	0	-
TOTAL REVENUES				
3200 Other Funds Non-Ltd	133,769,424	133,769,424	0	-
3230 Other Funds Debt Svc Non-Ltd	37,498,356	37,498,356	0	-
3400 Other Funds Ltd	7,475,990	7,475,990	0	-
6400 Federal Funds Ltd	28,587,783	28,583,298	(4,485)	-0.02%
TOTAL REVENUES	\$207,331,553	\$207,327,068	(\$4,485)	-0.00%
TRANSFERS OUT				
2010 Transfer Out - Intrafund				
3200 Other Funds Non-Ltd	(47,768,585)	(47,768,585)	0	-
2914 Tsfr To Housing and Com Svcs				
6400 Federal Funds Ltd	(200,000)	(200,000)	0	-
TOTAL TRANSFERS OUT				
3200 Other Funds Non-Ltd	(47,768,585)	(47,768,585)	0	-
6400 Federal Funds Ltd	(200,000)	(200,000)	0	-
TOTAL TRANSFERS OUT	(\$47,968,585)	(\$47,968,585)	0	-
AVAILABLE REVENUES				
3200 Other Funds Non-Ltd	215,144,665	215,144,665	0	-
3230 Other Funds Debt Svc Non-Ltd	42,098,356	42,098,356	0	-
3400 Other Funds Ltd	7,788,176	7,788,176	0	-

Description	Agency Request Budget (V-01) 2013-15 Base Budget	Governor's Budget (Y-01) 2013-15 Base Budget	Column 2 minus Column 1	% Change from Column 1 to Column 2
	Column 1	Column 2		
6400 Federal Funds Ltd	28,387,783	28,383,298	(4,485)	-0.02%
TOTAL AVAILABLE REVENUES	\$293,418,980	\$293,414,495	(\$4,485)	-0.00%
EXPENDITURES				
PERSONAL SERVICES				
SALARIES & WAGES				
3110 Class/Unclass Sal. and Per Diem				
3400 Other Funds Ltd	3,432,876	3,432,876	0	-
6400 Federal Funds Ltd	679,620	679,620	0	-
All Funds	4,112,496	4,112,496	0	-
OTHER PAYROLL EXPENSES				
3210 Empl. Rel. Bd. Assessments				
3400 Other Funds Ltd	1,086	1,086	0	-
6400 Federal Funds Ltd	234	234	0	-
All Funds	1,320	1,320	0	-
3220 Public Employees' Retire Cont				
3400 Other Funds Ltd	677,309	654,652	(22,657)	-3.35%
6400 Federal Funds Ltd	134,089	129,601	(4,488)	-3.35%
All Funds	811,398	784,253	(27,145)	-3.35%
3221 Pension Obligation Bond				
3400 Other Funds Ltd	194,815	194,815	0	-
6400 Federal Funds Ltd	36,379	36,379	0	-
All Funds	231,194	231,194	0	-
3230 Social Security Taxes				
3400 Other Funds Ltd	262,619	262,619	0	-

Description	Agency Request Budget (V-01) 2013-15 Base Budget	Governor's Budget (Y-01) 2013-15 Base Budget	Column 2 minus Column 1	% Change from Column 1 to Column 2
	Column 1	Column 2		
6400 Federal Funds Ltd	51,990	51,990	0	-
All Funds	314,609	314,609	0	-
3240 Unemployment Assessments				
3400 Other Funds Ltd	85,711	85,711	0	-
3250 Worker's Comp. Assess. (WCD)				
3400 Other Funds Ltd	1,603	1,603	0	-
6400 Federal Funds Ltd	344	344	0	-
All Funds	1,947	1,947	0	-
3260 Mass Transit Tax				
3400 Other Funds Ltd	21,714	21,714	0	-
3270 Flexible Benefits				
3400 Other Funds Ltd	828,835	828,835	0	-
6400 Federal Funds Ltd	178,589	178,589	0	-
All Funds	1,007,424	1,007,424	0	-
TOTAL OTHER PAYROLL EXPENSES				
3400 Other Funds Ltd	2,073,692	2,051,035	(22,657)	-1.09%
6400 Federal Funds Ltd	401,625	397,137	(4,488)	-1.12%
TOTAL OTHER PAYROLL EXPENSES	\$2,475,317	\$2,448,172	(\$27,145)	-1.10%
P.S. BUDGET ADJUSTMENTS				
3455 Vacancy Savings				
3400 Other Funds Ltd	(85,493)	(85,493)	0	-
6400 Federal Funds Ltd	(7,385)	(7,385)	0	-
All Funds	(92,878)	(92,878)	0	-
3465 Reconciliation Adjustment				

Description	Agency Request Budget (V-01) 2013-15 Base Budget	Governor's Budget (Y-01) 2013-15 Base Budget	Column 2 minus Column 1	% Change from Column 1 to Column 2
	Column 1	Column 2		
6400 Federal Funds Ltd	-	3	3	100.00%
TOTAL P.S. BUDGET ADJUSTMENTS				
3400 Other Funds Ltd	(85,493)	(85,493)	0	-
6400 Federal Funds Ltd	(7,385)	(7,382)	3	0.04%
TOTAL P.S. BUDGET ADJUSTMENTS	(\$92,878)	(\$92,875)	\$3	0.00%
TOTAL PERSONAL SERVICES				
3400 Other Funds Ltd	5,421,075	5,398,418	(22,657)	-0.42%
6400 Federal Funds Ltd	1,073,860	1,069,375	(4,485)	-0.42%
TOTAL PERSONAL SERVICES	\$6,494,935	\$6,467,793	(\$27,142)	-0.42%
SERVICES & SUPPLIES				
4100 Instate Travel				
3400 Other Funds Ltd	132,930	132,930	0	-
6400 Federal Funds Ltd	89,000	89,000	0	-
All Funds	221,930	221,930	0	-
4125 Out of State Travel				
3400 Other Funds Ltd	42,664	42,664	0	-
6400 Federal Funds Ltd	26,750	26,750	0	-
All Funds	69,414	69,414	0	-
4150 Employee Training				
3400 Other Funds Ltd	37,869	37,869	0	-
6400 Federal Funds Ltd	13,150	13,150	0	-
All Funds	51,019	51,019	0	-
4175 Office Expenses				
3400 Other Funds Ltd	48,006	48,006	0	-

Description	Agency Request Budget (V-01) 2013-15 Base Budget	Governor's Budget (Y-01) 2013-15 Base Budget	Column 2 minus Column 1	% Change from Column 1 to Column 2
	Column 1	Column 2		
6400 Federal Funds Ltd	39,289	39,289	0	-
All Funds	87,295	87,295	0	-
4200 Telecommunications				
3400 Other Funds Ltd	52,854	52,854	0	-
6400 Federal Funds Ltd	1,568	1,568	0	-
All Funds	54,422	54,422	0	-
4225 State Gov. Service Charges				
3200 Other Funds Non-Ltd	133,083	133,083	0	-
3400 Other Funds Ltd	112,155	112,155	0	-
All Funds	245,238	245,238	0	-
4250 Data Processing				
3400 Other Funds Ltd	11,801	11,801	0	-
6400 Federal Funds Ltd	3,642	3,642	0	-
All Funds	15,443	15,443	0	-
4275 Publicity and Publications				
3400 Other Funds Ltd	20,421	20,421	0	-
6400 Federal Funds Ltd	36,000	36,000	0	-
All Funds	56,421	56,421	0	-
4300 Professional Services				
3200 Other Funds Non-Ltd	88,000	88,000	0	-
3400 Other Funds Ltd	483,722	483,722	0	-
6400 Federal Funds Ltd	208,781	208,781	0	-
All Funds	780,503	780,503	0	-
4315 IT Professional Services				

Description	Agency Request Budget (V-01) 2013-15 Base Budget	Governor's Budget (Y-01) 2013-15 Base Budget	Column 2 minus Column 1	% Change from Column 1 to Column 2
	Column 1	Column 2		
3400 Other Funds Ltd	2,000	2,000	0	-
4325 Attorney General				
3200 Other Funds Non-Ltd	61,500	61,500	0	-
3400 Other Funds Ltd	62,647	62,647	0	-
6400 Federal Funds Ltd	7,103	7,103	0	-
All Funds	131,250	131,250	0	-
4375 Employee Recruitment and Develop				
3400 Other Funds Ltd	6,458	6,458	0	-
6400 Federal Funds Ltd	5,000	5,000	0	-
All Funds	11,458	11,458	0	-
4400 Dues and Subscriptions				
3400 Other Funds Ltd	39,769	39,769	0	-
6400 Federal Funds Ltd	15,500	15,500	0	-
All Funds	55,269	55,269	0	-
4425 Facilities Rental and Taxes				
3400 Other Funds Ltd	260,403	260,403	0	-
6400 Federal Funds Ltd	50,813	50,813	0	-
All Funds	311,216	311,216	0	-
4575 Agency Program Related S and S				
3400 Other Funds Ltd	8,500	8,500	0	-
6400 Federal Funds Ltd	38,500	38,500	0	-
All Funds	47,000	47,000	0	-
4650 Other Services and Supplies				
3200 Other Funds Non-Ltd	157,500	157,500	0	-

Description	Agency Request Budget (V-01) 2013-15 Base Budget	Governor's Budget (Y-01) 2013-15 Base Budget	Column 2 minus Column 1	% Change from Column 1 to Column 2
	Column 1	Column 2		
3400 Other Funds Ltd	113,258	113,258	0	-
All Funds	270,758	270,758	0	-
4700 Expendable Prop 250 - 5000				
3400 Other Funds Ltd	24,760	24,760	0	-
6400 Federal Funds Ltd	43,816	43,816	0	-
All Funds	68,576	68,576	0	-
4715 IT Expendable Property				
3400 Other Funds Ltd	3,500	3,500	0	-
TOTAL SERVICES & SUPPLIES				
3200 Other Funds Non-Ltd	440,083	440,083	0	-
3400 Other Funds Ltd	1,463,717	1,463,717	0	-
6400 Federal Funds Ltd	578,912	578,912	0	-
TOTAL SERVICES & SUPPLIES	\$2,482,712	\$2,482,712	0	-
SPECIAL PAYMENTS				
6015 Dist to Cities				
3200 Other Funds Non-Ltd	4,050,000	4,050,000	0	-
6400 Federal Funds Ltd	18,539,909	18,539,909	0	-
All Funds	22,589,909	22,589,909	0	-
6020 Dist to Counties				
3200 Other Funds Non-Ltd	250,000	250,000	0	-
6400 Federal Funds Ltd	8,195,102	8,195,102	0	-
All Funds	8,445,102	8,445,102	0	-
6025 Dist to Other Gov Unit				
3200 Other Funds Non-Ltd	3,000,000	3,000,000	0	-

Description	Agency Request Budget (V-01) 2013-15 Base Budget	Governor's Budget (Y-01) 2013-15 Base Budget	Column 2 minus Column 1	% Change from Column 1 to Column 2
	Column 1	Column 2		
3400 Other Funds Ltd	699,513	699,513	0	-
All Funds	3,699,513	3,699,513	0	-
6030 Dist to Non-Gov Units				
3200 Other Funds Non-Ltd	60,000	60,000	0	-
6080 Loans Made - Other				
3200 Other Funds Non-Ltd	150,056,335	150,056,335	0	-
TOTAL SPECIAL PAYMENTS				
3200 Other Funds Non-Ltd	157,416,335	157,416,335	0	-
3400 Other Funds Ltd	699,513	699,513	0	-
6400 Federal Funds Ltd	26,735,011	26,735,011	0	-
TOTAL SPECIAL PAYMENTS	\$184,850,859	\$184,850,859	0	-
DEBT SERVICE				
7100 Principal - Bonds				
3230 Other Funds Debt Svc Non-Ltd	25,076,000	25,076,000	0	-
7150 Interest - Bonds				
3230 Other Funds Debt Svc Non-Ltd	12,127,356	12,127,356	0	-
TOTAL DEBT SERVICE				
3230 Other Funds Debt Svc Non-Ltd	37,203,356	37,203,356	0	-
TOTAL EXPENDITURES				
3200 Other Funds Non-Ltd	157,856,418	157,856,418	0	-
3230 Other Funds Debt Svc Non-Ltd	37,203,356	37,203,356	0	-
3400 Other Funds Ltd	7,584,305	7,561,648	(22,657)	-0.30%
6400 Federal Funds Ltd	28,387,783	28,383,298	(4,485)	-0.02%
TOTAL EXPENDITURES	\$231,031,862	\$231,004,720	(\$27,142)	-0.01%

Description	Agency Request Budget (V-01) 2013-15 Base Budget	Governor's Budget (Y-01) 2013-15 Base Budget	Column 2 minus Column 1	% Change from Column 1 to Column 2
	Column 1	Column 2		
ENDING BALANCE				
3200 Other Funds Non-Ltd	57,288,247	57,288,247	0	-
3230 Other Funds Debt Svc Non-Ltd	4,895,000	4,895,000	0	-
3400 Other Funds Ltd	203,871	226,528	22,657	11.11%
TOTAL ENDING BALANCE	\$62,387,118	\$62,409,775	\$22,657	0.04%
AUTHORIZED POSITIONS				
8150 Class/Unclass Positions	33	33	0	-
AUTHORIZED FTE				
8250 Class/Unclass FTE Positions	33.00	33.00	0	-

Description	Agency Request Budget (V-01) 2013-15 Base Budget	Governor's Budget (Y-01) 2013-15 Base Budget	Column 2 minus Column 1	% Change from Column 1 to Column 2
	Column 1	Column 2		

REVENUE CATEGORIES

TRANSFERS IN

1107 Tsfr From Administrative Svcs

4400 Lottery Funds Ltd	1,153,616	1,153,616	0	-
------------------------	-----------	-----------	---	---

AVAILABLE REVENUES

4400 Lottery Funds Ltd	1,153,616	1,153,616	0	-
------------------------	-----------	-----------	---	---

EXPENDITURES

SPECIAL PAYMENTS

6030 Dist to Non-Gov Units

4400 Lottery Funds Ltd	1,126,578	1,126,578	0	-
------------------------	-----------	-----------	---	---

ENDING BALANCE

4400 Lottery Funds Ltd	27,038	27,038	0	-
------------------------	--------	--------	---	---

Description	Agency Request Budget (V-01) 2013-15 Base Budget	Governor's Budget (Y-01) 2013-15 Base Budget	Column 2 minus Column 1	% Change from Column 1 to Column 2
	Column 1	Column 2		
BEGINNING BALANCE				
0025 Beginning Balance				
3400 Other Funds Ltd	18,120,344	18,120,344	0	-
REVENUE CATEGORIES				
GENERAL FUND APPROPRIATION				
0050 General Fund Appropriation				
8000 General Fund	3,921,323	3,916,550	(4,773)	-0.12%
INTEREST EARNINGS				
0605 Interest Income				
3400 Other Funds Ltd	800,000	800,000	0	-
DONATIONS AND CONTRIBUTIONS				
0905 Donations				
3400 Other Funds Ltd	8,100,000	8,100,000	0	-
0910 Grants (Non-Fed)				
3400 Other Funds Ltd	460,000	460,000	0	-
TOTAL DONATIONS AND CONTRIBUTIONS				
3400 Other Funds Ltd	8,560,000	8,560,000	0	-
OTHER				
0975 Other Revenues				
3400 Other Funds Ltd	300,000	300,000	0	-
FEDERAL FUNDS REVENUE				
0995 Federal Funds				
6400 Federal Funds Ltd	1,793,093	1,793,093	0	-
TRANSFERS IN				

Description	Agency Request Budget (V-01) 2013-15 Base Budget	Governor's Budget (Y-01) 2013-15 Base Budget	Column 2 minus Column 1	% Change from Column 1 to Column 2
	Column 1	Column 2		
1730 Tsfr From Transportation, Dept				
3400 Other Funds Ltd	714,821	714,821	0	-
TOTAL REVENUES				
8000 General Fund	3,921,323	3,916,550	(4,773)	-0.12%
3400 Other Funds Ltd	10,374,821	10,374,821	0	-
6400 Federal Funds Ltd	1,793,093	1,793,093	0	-
TOTAL REVENUES	\$16,089,237	\$16,084,464	(\$4,773)	-0.03%
AVAILABLE REVENUES				
8000 General Fund	3,921,323	3,916,550	(4,773)	-0.12%
3400 Other Funds Ltd	28,495,165	28,495,165	0	-
6400 Federal Funds Ltd	1,793,093	1,793,093	0	-
TOTAL AVAILABLE REVENUES	\$34,209,581	\$34,204,808	(\$4,773)	-0.01%
EXPENDITURES				
PERSONAL SERVICES				
SALARIES & WAGES				
3110 Class/Unclass Sal. and Per Diem				
8000 General Fund	723,239	723,239	0	-
3400 Other Funds Ltd	442,609	442,609	0	-
All Funds	1,165,848	1,165,848	0	-
OTHER PAYROLL EXPENSES				
3210 Empl. Rel. Bd. Assessments				
8000 General Fund	210	210	0	-
3400 Other Funds Ltd	150	150	0	-
All Funds	360	360	0	-

Description	Agency Request Budget (V-01) 2013-15 Base Budget	Governor's Budget (Y-01) 2013-15 Base Budget	Column 2 minus Column 1	% Change from Column 1 to Column 2
	Column 1	Column 2		
3220 Public Employees' Retire Cont				
8000 General Fund	142,696	137,922	(4,774)	-3.35%
3400 Other Funds Ltd	86,499	83,603	(2,896)	-3.35%
All Funds	229,195	221,525	(7,670)	-3.35%
3221 Pension Obligation Bond				
8000 General Fund	42,473	42,473	0	-
3400 Other Funds Ltd	27,109	27,109	0	-
All Funds	69,582	69,582	0	-
3230 Social Security Taxes				
8000 General Fund	55,328	55,328	0	-
3400 Other Funds Ltd	33,859	33,859	0	-
All Funds	89,187	89,187	0	-
3250 Worker's Comp. Assess. (WCD)				
8000 General Fund	311	311	0	-
3400 Other Funds Ltd	220	220	0	-
All Funds	531	531	0	-
3260 Mass Transit Tax				
8000 General Fund	4,532	4,532	0	-
3400 Other Funds Ltd	2,893	2,893	0	-
All Funds	7,425	7,425	0	-
3270 Flexible Benefits				
8000 General Fund	160,638	160,638	0	-
3400 Other Funds Ltd	114,114	114,114	0	-
All Funds	274,752	274,752	0	-

Description	Agency Request Budget (V-01) 2013-15 Base Budget	Governor's Budget (Y-01) 2013-15 Base Budget	Column 2 minus Column 1	% Change from Column 1 to Column 2
	Column 1	Column 2		
TOTAL OTHER PAYROLL EXPENSES				
8000 General Fund	406,188	401,414	(4,774)	-1.18%
3400 Other Funds Ltd	264,844	261,948	(2,896)	-1.09%
TOTAL OTHER PAYROLL EXPENSES	\$671,032	\$663,362	(\$7,670)	-1.14%
P.S. BUDGET ADJUSTMENTS				
3455 Vacancy Savings				
8000 General Fund	(8,289)	(8,289)	0	-
3465 Reconciliation Adjustment				
8000 General Fund	-	1	1	100.00%
3400 Other Funds Ltd	-	2	2	100.00%
All Funds	-	3	3	100.00%
TOTAL P.S. BUDGET ADJUSTMENTS				
8000 General Fund	(8,289)	(8,288)	1	0.01%
3400 Other Funds Ltd	-	2	2	100.00%
TOTAL P.S. BUDGET ADJUSTMENTS	(\$8,289)	(\$8,286)	\$3	0.04%
TOTAL PERSONAL SERVICES				
8000 General Fund	1,121,138	1,116,365	(4,773)	-0.43%
3400 Other Funds Ltd	707,453	704,559	(2,894)	-0.41%
TOTAL PERSONAL SERVICES	\$1,828,591	\$1,820,924	(\$7,667)	-0.42%
SERVICES & SUPPLIES				
4100 Instate Travel				
8000 General Fund	42,859	42,859	0	-
3400 Other Funds Ltd	41,639	41,639	0	-
6400 Federal Funds Ltd	22,974	22,974	0	-

2013-15 Biennium

Arts

Description	Agency Request Budget (V-01) 2013-15 Base Budget	Governor's Budget (Y-01) 2013-15 Base Budget	Column 2 minus Column 1	% Change from Column 1 to Column 2
	Column 1	Column 2		
All Funds	107,472	107,472	0	-
4125 Out of State Travel				
8000 General Fund	2,504	2,504	0	-
3400 Other Funds Ltd	4,389	4,389	0	-
6400 Federal Funds Ltd	15,855	15,855	0	-
All Funds	22,748	22,748	0	-
4150 Employee Training				
8000 General Fund	5,897	5,897	0	-
3400 Other Funds Ltd	2,170	2,170	0	-
All Funds	8,067	8,067	0	-
4175 Office Expenses				
8000 General Fund	19,590	19,590	0	-
3400 Other Funds Ltd	44,034	44,034	0	-
6400 Federal Funds Ltd	8,005	8,005	0	-
All Funds	71,629	71,629	0	-
4200 Telecommunications				
8000 General Fund	21,070	21,070	0	-
3400 Other Funds Ltd	3,417	3,417	0	-
All Funds	24,487	24,487	0	-
4225 State Gov. Service Charges				
8000 General Fund	21,602	21,602	0	-
3400 Other Funds Ltd	11,273	11,273	0	-
All Funds	32,875	32,875	0	-
4250 Data Processing				

2013-15 Biennium

Arts

Description	Agency Request Budget (V-01) 2013-15 Base Budget	Governor's Budget (Y-01) 2013-15 Base Budget	Column 2 minus Column 1	% Change from Column 1 to Column 2
	Column 1	Column 2		
8000 General Fund	892	892	0	-
3400 Other Funds Ltd	33,656	33,656	0	-
All Funds	34,548	34,548	0	-
4275 Publicity and Publications				
8000 General Fund	24,946	24,946	0	-
3400 Other Funds Ltd	870,922	870,922	0	-
6400 Federal Funds Ltd	1,258	1,258	0	-
All Funds	897,126	897,126	0	-
4300 Professional Services				
8000 General Fund	46,051	46,051	0	-
3400 Other Funds Ltd	121,343	121,343	0	-
6400 Federal Funds Ltd	14,867	14,867	0	-
All Funds	182,261	182,261	0	-
4325 Attorney General				
8000 General Fund	2,200	2,200	0	-
3400 Other Funds Ltd	6,898	6,898	0	-
All Funds	9,098	9,098	0	-
4375 Employee Recruitment and Develop				
3400 Other Funds Ltd	2,170	2,170	0	-
6400 Federal Funds Ltd	4,003	4,003	0	-
All Funds	6,173	6,173	0	-
4400 Dues and Subscriptions				
8000 General Fund	11,243	11,243	0	-
6400 Federal Funds Ltd	5,718	5,718	0	-

Description	Agency Request Budget (V-01) 2013-15 Base Budget	Governor's Budget (Y-01) 2013-15 Base Budget	Column 2 minus Column 1	% Change from Column 1 to Column 2
	Column 1	Column 2		
All Funds	16,961	16,961	0	-
4425 Facilities Rental and Taxes				
8000 General Fund	60,787	60,787	0	-
3400 Other Funds Ltd	11,432	11,432	0	-
All Funds	72,219	72,219	0	-
4650 Other Services and Supplies				
3400 Other Funds Ltd	7,597	7,597	0	-
6400 Federal Funds Ltd	4,797	4,797	0	-
All Funds	12,394	12,394	0	-
4675 Undistributed (S.S.)				
8000 General Fund	(9,006)	(9,006)	0	-
4700 Expendable Prop 250 - 5000				
8000 General Fund	1,295	1,295	0	-
3400 Other Funds Ltd	5,427	5,427	0	-
All Funds	6,722	6,722	0	-
TOTAL SERVICES & SUPPLIES				
8000 General Fund	251,930	251,930	0	-
3400 Other Funds Ltd	1,166,367	1,166,367	0	-
6400 Federal Funds Ltd	77,477	77,477	0	-
TOTAL SERVICES & SUPPLIES	\$1,495,774	\$1,495,774	0	-
SPECIAL PAYMENTS				
6015 Dist to Cities				
8000 General Fund	20,242	20,242	0	-
6020 Dist to Counties				

Description	Agency Request Budget (V-01) 2013-15 Base Budget	Governor's Budget (Y-01) 2013-15 Base Budget	Column 2 minus Column 1	% Change from Column 1 to Column 2
	Column 1	Column 2		
3400 Other Funds Ltd	781,939	781,939	0	-
6025 Dist to Other Gov Unit				
3400 Other Funds Ltd	720,294	720,294	0	-
6030 Dist to Non-Gov Units				
8000 General Fund	2,256,718	2,256,718	0	-
3400 Other Funds Ltd	2,924,699	2,924,699	0	-
6400 Federal Funds Ltd	1,647,001	1,647,001	0	-
All Funds	6,828,418	6,828,418	0	-
6035 Dist to Individuals				
8000 General Fund	271,295	271,295	0	-
6400 Federal Funds Ltd	68,615	68,615	0	-
All Funds	339,910	339,910	0	-
6634 Spc Pmt to Parks and Rec Dept				
3400 Other Funds Ltd	257,000	257,000	0	-
TOTAL SPECIAL PAYMENTS				
8000 General Fund	2,548,255	2,548,255	0	-
3400 Other Funds Ltd	4,683,932	4,683,932	0	-
6400 Federal Funds Ltd	1,715,616	1,715,616	0	-
TOTAL SPECIAL PAYMENTS	\$8,947,803	\$8,947,803	0	-
TOTAL EXPENDITURES				
8000 General Fund	3,921,323	3,916,550	(4,773)	-0.12%
3400 Other Funds Ltd	6,557,752	6,554,858	(2,894)	-0.04%
6400 Federal Funds Ltd	1,793,093	1,793,093	0	-
TOTAL EXPENDITURES	\$12,272,168	\$12,264,501	(\$7,667)	-0.06%

Description	Agency Request Budget (V-01) 2013-15 Base Budget	Governor's Budget (Y-01) 2013-15 Base Budget	Column 2 minus Column 1	% Change from Column 1 to Column 2
	Column 1	Column 2		
ENDING BALANCE				
3400 Other Funds Ltd	21,937,413	21,940,307	2,894	0.01%
AUTHORIZED POSITIONS				
8150 Class/Unclass Positions	9	9	0	-
AUTHORIZED FTE				
8250 Class/Unclass FTE Positions	9.00	9.00	0	-

Description	Agency Request Budget (V-01) 2013-15 Base Budget	Governor's Budget (Y-01) 2013-15 Base Budget	Column 2 minus Column 1	% Change from Column 1 to Column 2
	Column 1	Column 2		

BEGINNING BALANCE

0025 Beginning Balance

3200 Other Funds Non-Ltd	11,635	11,635	0	-
--------------------------	--------	--------	---	---

0030 Beginning Balance Adjustment

3200 Other Funds Non-Ltd	(11,635)	(11,635)	0	-
--------------------------	----------	----------	---	---

TOTAL BEGINNING BALANCE

3200 Other Funds Non-Ltd	-	-	0	-
--------------------------	---	---	---	---

Description	Agency Request Budget (V-01) 2013-15 Base Budget	Governor's Budget (Y-01) 2013-15 Base Budget	Column 2 minus Column 1	% Change from Column 1 to Column 2
	Column 1	Column 2		
BEGINNING BALANCE				
0025 Beginning Balance				
4430 Lottery Funds Debt Svc Ltd	3,888	3,888	0	-
3430 Other Funds Debt Svc Ltd	50,935	50,935	0	-
All Funds	54,823	54,823	0	-
0030 Beginning Balance Adjustment				
4430 Lottery Funds Debt Svc Ltd	(3,888)	144,095	147,983	3,806.15%
3430 Other Funds Debt Svc Ltd	(50,935)	(50,935)	0	-
All Funds	(54,823)	93,160	147,983	269.93%
TOTAL BEGINNING BALANCE				
4430 Lottery Funds Debt Svc Ltd	-	147,983	147,983	100.00%
3430 Other Funds Debt Svc Ltd	-	-	0	-
TOTAL BEGINNING BALANCE	-	\$147,983	\$147,983	100.00%
REVENUE CATEGORIES				
TRANSFERS IN				
1107 Tsfr From Administrative Svcs				
4430 Lottery Funds Debt Svc Ltd	56,560,265	56,294,272	(265,993)	-0.47%
3430 Other Funds Debt Svc Ltd	-	5,000,000	5,000,000	100.00%
All Funds	56,560,265	61,294,272	4,734,007	8.37%
AVAILABLE REVENUES				
4430 Lottery Funds Debt Svc Ltd	56,560,265	56,442,255	(118,010)	-0.21%
3430 Other Funds Debt Svc Ltd	-	5,000,000	5,000,000	100.00%
TOTAL AVAILABLE REVENUES	\$56,560,265	\$61,442,255	\$4,881,990	8.63%

EXPENDITURES

Description	Agency Request Budget (V-01) 2013-15 Base Budget	Governor's Budget (Y-01) 2013-15 Base Budget	Column 2 minus Column 1	% Change from Column 1 to Column 2
	Column 1	Column 2		
DEBT SERVICE				
7100 Principal - Bonds				
4430 Lottery Funds Debt Svc Ltd	42,325,443	36,540,443	(5,785,000)	-13.67%
3430 Other Funds Debt Svc Ltd	-	5,000,000	5,000,000	100.00%
All Funds	42,325,443	41,540,443	(785,000)	-1.85%
7150 Interest - Bonds				
4430 Lottery Funds Debt Svc Ltd	14,234,822	13,919,822	(315,000)	-2.21%
TOTAL DEBT SERVICE				
4430 Lottery Funds Debt Svc Ltd	56,560,265	50,460,265	(6,100,000)	-10.78%
3430 Other Funds Debt Svc Ltd	-	5,000,000	5,000,000	100.00%
TOTAL DEBT SERVICE	\$56,560,265	\$55,460,265	(\$1,100,000)	-1.94%
ENDING BALANCE				
4430 Lottery Funds Debt Svc Ltd	-	5,981,990	5,981,990	100.00%

Description	Agency Request Budget (V-01) 2013-15 Base Budget	Governor's Budget (Y-01) 2013-15 Base Budget	Column 2 minus Column 1	% Change from Column 1 to Column 2
	Column 1	Column 2		
BEGINNING BALANCE				
0025 Beginning Balance				
3400 Other Funds Ltd	26,628	26,628	0	-
REVENUE CATEGORIES				
INTEREST EARNINGS				
0605 Interest Income				
3400 Other Funds Ltd	250	250	0	-
OTHER				
0975 Other Revenues				
3400 Other Funds Ltd	6,800	6,800	0	-
TOTAL REVENUES				
3400 Other Funds Ltd	7,050	7,050	0	-
AVAILABLE REVENUES				
3400 Other Funds Ltd	33,678	33,678	0	-
ENDING BALANCE				
3400 Other Funds Ltd	33,678	33,678	0	-

Oregon Business Development Department

Agency Number: 12300

Package Comparison Report - Detail
 2013-15 Biennium
 Shared Services/Central Pool

Cross Reference Number: 12300-110-00-00-00000
 Package: Non-PICS Psnl Svc / Vacancy Factor
 Pkg Group: ESS Pkg Type: 010 Pkg Number: 010

Description	Agency Request Budget (V-01)	Governor's Budget (Y-01)	Column 2 Minus Column 1	% Change from Column 1 to Column 2
	Column 1	Column 2		

EXPENDITURES

PERSONAL SERVICES

SALARIES & WAGES

3160 Temporary Appointments

4400 Lottery Funds Ltd	2,560	2,560	0	0.00%
3400 Other Funds Ltd	17	17	0	0.00%
All Funds	2,577	2,577	0	0.00%

3170 Overtime Payments

3400 Other Funds Ltd	66	66	0	0.00%
----------------------	----	----	---	-------

3190 All Other Differential

3400 Other Funds Ltd	123	123	0	0.00%
----------------------	-----	-----	---	-------

SALARIES & WAGES

4400 Lottery Funds Ltd	2,560	2,560	0	0.00%
3400 Other Funds Ltd	206	206	0	0.00%

TOTAL SALARIES & WAGES

	\$2,766	\$2,766	\$0	0.00%
--	----------------	----------------	------------	--------------

OTHER PAYROLL EXPENSES

3220 Public Employees Retire Cont

3400 Other Funds Ltd	37	36	(1)	(2.70%)
----------------------	----	----	-----	---------

3221 Pension Obligation Bond

Oregon Business Development Department

Agency Number: 12300

Package Comparison Report - Detail
 2013-15 Biennium
 Shared Services/Central Pool

Cross Reference Number: 12300-110-00-00-00000
 Package: Non-PICS Psnl Svc / Vacancy Factor
 Pkg Group: ESS Pkg Type: 010 Pkg Number: 010

Description	Agency Request Budget (V-01)	Governor's Budget (Y-01)	Column 2 Minus Column 1	% Change from Column 1 to Column 2
	Column 1	Column 2		
4400 Lottery Funds Ltd	5,124	5,124	0	0.00%
3400 Other Funds Ltd	(1,469)	(1,469)	0	0.00%
All Funds	3,655	3,655	0	0.00%
3230 Social Security Taxes				
4400 Lottery Funds Ltd	196	196	0	0.00%
3400 Other Funds Ltd	15	15	0	0.00%
All Funds	211	211	0	0.00%
3240 Unemployment Assessments				
4400 Lottery Funds Ltd	871	871	0	0.00%
3260 Mass Transit Tax				
4400 Lottery Funds Ltd	(1,622)	(1,622)	0	0.00%
3400 Other Funds Ltd	(522)	(522)	0	0.00%
All Funds	(2,144)	(2,144)	0	0.00%
OTHER PAYROLL EXPENSES				
4400 Lottery Funds Ltd	4,569	4,569	0	0.00%
3400 Other Funds Ltd	(1,939)	(1,940)	(1)	(0.05%)
TOTAL OTHER PAYROLL EXPENSES	\$2,630	\$2,629	(\$1)	(0.04%)
P.S. BUDGET ADJUSTMENTS				
3455 Vacancy Savings				

Oregon Business Development Department

Agency Number: 12300

Package Comparison Report - Detail
 2013-15 Biennium
 Shared Services/Central Pool

Cross Reference Number: 12300-110-00-00-00000
 Package: Non-PICS Psnl Svc / Vacancy Factor
 Pkg Group: ESS Pkg Type: 010 Pkg Number: 010

Description	Agency Request Budget (V-01)	Governor's Budget (Y-01)	Column 2 Minus Column 1	% Change from Column 1 to Column 2
	Column 1	Column 2		
4400 Lottery Funds Ltd	20,127	20,127	0	0.00%
3400 Other Funds Ltd	10,687	10,687	0	0.00%
All Funds	30,814	30,814	0	0.00%
P.S. BUDGET ADJUSTMENTS				
4400 Lottery Funds Ltd	20,127	20,127	0	0.00%
3400 Other Funds Ltd	10,687	10,687	0	0.00%
TOTAL P.S. BUDGET ADJUSTMENTS	\$30,814	\$30,814	\$0	0.00%
PERSONAL SERVICES				
4400 Lottery Funds Ltd	27,256	27,256	0	0.00%
3400 Other Funds Ltd	8,954	8,953	(1)	(0.01%)
TOTAL PERSONAL SERVICES	\$36,210	\$36,209	(\$1)	(0.00%)
EXPENDITURES				
4400 Lottery Funds Ltd	27,256	27,256	0	0.00%
3400 Other Funds Ltd	8,954	8,953	(1)	(0.01%)
TOTAL EXPENDITURES	\$36,210	\$36,209	(\$1)	(0.00%)
ENDING BALANCE				
4400 Lottery Funds Ltd	(27,256)	(27,256)	0	0.00%
3400 Other Funds Ltd	(8,954)	(8,953)	1	0.01%
TOTAL ENDING BALANCE	(\$36,210)	(\$36,209)	\$1	0.00%

Oregon Business Development Department

Agency Number: 12300

Package Comparison Report - Detail
 2013-15 Biennium
 Shared Services/Central Pool

Cross Reference Number: 12300-110-00-00-00000
 Package: Standard Inflation
 Pkg Group: ESS Pkg Type: 030 Pkg Number: 031

Description	Agency Request Budget (V-01)	Governor's Budget (Y-01)	Column 2 Minus Column 1	% Change from Column 1 to Column 2
	Column 1	Column 2		

EXPENDITURES

SERVICES & SUPPLIES

4100 Instate Travel

4400 Lottery Funds Ltd	1,458	1,458	0	0.00%
3400 Other Funds Ltd	389	389	0	0.00%
All Funds	1,847	1,847	0	0.00%

4125 Out of State Travel

4400 Lottery Funds Ltd	1,069	1,069	0	0.00%
3400 Other Funds Ltd	203	203	0	0.00%
All Funds	1,272	1,272	0	0.00%

4150 Employee Training

4400 Lottery Funds Ltd	811	811	0	0.00%
------------------------	-----	-----	---	-------

4175 Office Expenses

4400 Lottery Funds Ltd	1,465	1,465	0	0.00%
------------------------	-------	-------	---	-------

4200 Telecommunications

4400 Lottery Funds Ltd	1,744	1,744	0	0.00%
3400 Other Funds Ltd	86	86	0	0.00%
All Funds	1,830	1,830	0	0.00%

4225 State Gov. Service Charges

Oregon Business Development Department

Agency Number: 12300

Package Comparison Report - Detail

Cross Reference Number: 12300-110-00-00-00000

2013-15 Biennium

Package: Standard Inflation

Shared Services/Central Pool

Pkg Group: ESS Pkg Type: 030 Pkg Number: 031

Description	Agency Request Budget (V-01)	Governor's Budget (Y-01)	Column 2 Minus Column 1	% Change from Column 1 to Column 2
	Column 1	Column 2		
4400 Lottery Funds Ltd	14,437	14,437	0	0.00%
4250 Data Processing				
4400 Lottery Funds Ltd	4,044	4,044	0	0.00%
3400 Other Funds Ltd	1,437	1,437	0	0.00%
All Funds	5,481	5,481	0	0.00%
4275 Publicity and Publications				
4400 Lottery Funds Ltd	367	367	0	0.00%
3400 Other Funds Ltd	1,677	1,677	0	0.00%
All Funds	2,044	2,044	0	0.00%
4300 Professional Services				
4400 Lottery Funds Ltd	678	678	0	0.00%
4315 IT Professional Services				
4400 Lottery Funds Ltd	208	208	0	0.00%
3400 Other Funds Ltd	1,400	1,400	0	0.00%
All Funds	1,608	1,608	0	0.00%
4325 Attorney General				
4400 Lottery Funds Ltd	7,267	7,267	0	0.00%
3400 Other Funds Ltd	1,402	1,402	0	0.00%
All Funds	8,669	8,669	0	0.00%

Oregon Business Development Department

Agency Number: 12300

Package Comparison Report - Detail
 2013-15 Biennium
 Shared Services/Central Pool

Cross Reference Number: 12300-110-00-00-00000

Package: Standard Inflation

Pkg Group: ESS Pkg Type: 030 Pkg Number: 031

Description	Agency Request Budget (V-01)	Governor's Budget (Y-01)	Column 2 Minus Column 1	% Change from Column 1 to Column 2
	Column 1	Column 2		
4375 Employee Recruitment and Develop				
4400 Lottery Funds Ltd	129	129	0	0.00%
4400 Dues and Subscriptions				
4400 Lottery Funds Ltd	61	61	0	0.00%
4425 Facilities Rental and Taxes				
4400 Lottery Funds Ltd	26,371	26,371	0	0.00%
3400 Other Funds Ltd	543	543	0	0.00%
All Funds	26,914	26,914	0	0.00%
4650 Other Services and Supplies				
4400 Lottery Funds Ltd	1,701	1,701	0	0.00%
3400 Other Funds Ltd	3,176	3,176	0	0.00%
All Funds	4,877	4,877	0	0.00%
4700 Expendable Prop 250 - 5000				
4400 Lottery Funds Ltd	1,962	1,962	0	0.00%
3400 Other Funds Ltd	156	156	0	0.00%
All Funds	2,118	2,118	0	0.00%
4715 IT Expendable Property				
4400 Lottery Funds Ltd	1,195	1,195	0	0.00%
SERVICES & SUPPLIES				

Oregon Business Development Department

Agency Number: 12300

Package Comparison Report - Detail

Cross Reference Number: 12300-110-00-00-00000

2013-15 Biennium

Package: Standard Inflation

Shared Services/Central Pool

Pkg Group: ESS Pkg Type: 030 Pkg Number: 031

Description	Agency Request Budget (V-01)	Governor's Budget (Y-01)	Column 2 Minus Column 1	% Change from Column 1 to Column 2
	Column 1	Column 2		
4400 Lottery Funds Ltd	64,967	64,967	0	0.00%
3400 Other Funds Ltd	10,469	10,469	0	0.00%
TOTAL SERVICES & SUPPLIES	\$75,436	\$75,436	\$0	0.00%
EXPENDITURES				
4400 Lottery Funds Ltd	64,967	64,967	0	0.00%
3400 Other Funds Ltd	10,469	10,469	0	0.00%
TOTAL EXPENDITURES	\$75,436	\$75,436	\$0	0.00%
ENDING BALANCE				
4400 Lottery Funds Ltd	(64,967)	(64,967)	0	0.00%
3400 Other Funds Ltd	(10,469)	(10,469)	0	0.00%
TOTAL ENDING BALANCE	(\$75,436)	(\$75,436)	\$0	0.00%

Oregon Business Development Department

Agency Number: 12300

Package Comparison Report - Detail
 2013-15 Biennium
 Shared Services/Central Pool

Cross Reference Number: 12300-110-00-00-00000
 Package: Above Standard Inflation
 Pkg Group: ESS Pkg Type: 030 Pkg Number: 032

Description	Agency Request Budget (V-01)	Governor's Budget (Y-01)	Column 2 Minus Column 1	% Change from Column 1 to Column 2
	Column 1	Column 2		
EXPENDITURES				
SERVICES & SUPPLIES				
4425 Facilities Rental and Taxes				
4400 Lottery Funds Ltd	12,420	12,420	0	0.00%
SERVICES & SUPPLIES				
4400 Lottery Funds Ltd	12,420	12,420	0	0.00%
TOTAL SERVICES & SUPPLIES	\$12,420	\$12,420	\$0	0.00%
EXPENDITURES				
4400 Lottery Funds Ltd	12,420	12,420	0	0.00%
TOTAL EXPENDITURES	\$12,420	\$12,420	\$0	0.00%
ENDING BALANCE				
4400 Lottery Funds Ltd	(12,420)	(12,420)	0	0.00%
TOTAL ENDING BALANCE	(\$12,420)	(\$12,420)	\$0	0.00%

Oregon Business Development Department

Agency Number: 12300

Package Comparison Report - Detail
 2013-15 Biennium
 Shared Services/Central Pool

Cross Reference Number: 12300-110-00-00-00000
 Package: May 2012 E-Board
 Pkg Group: POL Pkg Type: 080 Pkg Number: 081

Description	Agency Request Budget (V-01)	Governor's Budget (Y-01)	Column 2 Minus Column 1	% Change from Column 1 to Column 2
	Column 1	Column 2		

REVENUE CATEGORIES

TRANSFERS IN

1010 Transfer In - Intrafund

3400 Other Funds Ltd	285,226	285,226	0	0.00%
----------------------	---------	---------	---	-------

1040 Transfer In Lottery Proceeds

4400 Lottery Funds Ltd	(57,651)	-	57,651	100.00%
------------------------	----------	---	--------	---------

TRANSFERS IN

4400 Lottery Funds Ltd	(57,651)	-	57,651	100.00%
------------------------	----------	---	--------	---------

3400 Other Funds Ltd	285,226	285,226	0	0.00%
----------------------	---------	---------	---	-------

TOTAL TRANSFERS IN	\$227,575	\$285,226	\$57,651	25.33%
---------------------------	------------------	------------------	-----------------	---------------

AVAILABLE REVENUES

4400 Lottery Funds Ltd	(57,651)	-	57,651	100.00%
------------------------	----------	---	--------	---------

3400 Other Funds Ltd	285,226	285,226	0	0.00%
----------------------	---------	---------	---	-------

TOTAL AVAILABLE REVENUES	\$227,575	\$285,226	\$57,651	25.33%
---------------------------------	------------------	------------------	-----------------	---------------

EXPENDITURES

PERSONAL SERVICES

SALARIES & WAGES

3110 Class/Unclass Sal. and Per Diem

4400 Lottery Funds Ltd	(190,562)	(190,562)	0	0.00%
------------------------	-----------	-----------	---	-------

Package Comparison Report - Detail
 2013-15 Biennium
 Shared Services/Central Pool

Cross Reference Number: 12300-110-00-00-00000
 Package: May 2012 E-Board
 Pkg Group: POL Pkg Type: 080 Pkg Number: 081

Description	Agency Request Budget (V-01)	Governor's Budget (Y-01)	Column 2 Minus Column 1	% Change from Column 1 to Column 2
	Column 1	Column 2		
3400 Other Funds Ltd	190,562	190,562	0	0.00%
All Funds	-	-	0	0.00%
SALARIES & WAGES				
4400 Lottery Funds Ltd	(190,562)	(190,562)	0	0.00%
3400 Other Funds Ltd	190,562	190,562	0	0.00%
TOTAL SALARIES & WAGES	-	-	\$0	0.00%
OTHER PAYROLL EXPENSES				
3210 Empl. Rel. Bd. Assessments				
4400 Lottery Funds Ltd	(54)	(54)	0	0.00%
3400 Other Funds Ltd	54	54	0	0.00%
All Funds	-	-	0	0.00%
3220 Public Employees Retire Cont				
4400 Lottery Funds Ltd	(37,599)	(36,339)	1,260	3.35%
3400 Other Funds Ltd	37,599	36,339	(1,260)	(3.35%)
All Funds	-	-	0	0.00%
3230 Social Security Taxes				
4400 Lottery Funds Ltd	(14,577)	(14,577)	0	0.00%
3400 Other Funds Ltd	14,577	14,577	0	0.00%
All Funds	-	-	0	0.00%

Description	Agency Request Budget (V-01)	Governor's Budget (Y-01)	Column 2 Minus Column 1	% Change from Column 1 to Column 2
	Column 1	Column 2		
3250 Workers Comp. Assess. (WCD)				
4400 Lottery Funds Ltd	(81)	(81)	0	0.00%
3400 Other Funds Ltd	81	81	0	0.00%
All Funds	-	-	0	0.00%
3260 Mass Transit Tax				
4400 Lottery Funds Ltd	(1,142)	(1,142)	0	0.00%
3400 Other Funds Ltd	1,142	1,142	0	0.00%
All Funds	-	-	0	0.00%
3270 Flexible Benefits				
4400 Lottery Funds Ltd	(41,211)	(41,211)	0	0.00%
3400 Other Funds Ltd	41,211	41,211	0	0.00%
All Funds	-	-	0	0.00%
OTHER PAYROLL EXPENSES				
4400 Lottery Funds Ltd	(94,664)	(93,404)	1,260	1.33%
3400 Other Funds Ltd	94,664	93,404	(1,260)	(1.33%)
TOTAL OTHER PAYROLL EXPENSES	-	-	\$0	0.00%
P.S. BUDGET ADJUSTMENTS				
3455 Vacancy Savings				
4400 Lottery Funds Ltd	(9,006)	(9,006)	0	0.00%

Oregon Business Development Department

Agency Number: 12300

Package Comparison Report - Detail
 2013-15 Biennium
 Shared Services/Central Pool

Cross Reference Number: 12300-110-00-00-00000
 Package: May 2012 E-Board
 Pkg Group: POL Pkg Type: 080 Pkg Number: 081

Description	Agency Request Budget (V-01)	Governor's Budget (Y-01)	Column 2 Minus Column 1	% Change from Column 1 to Column 2
	Column 1	Column 2		
3465 Reconciliation Adjustment				
4400 Lottery Funds Ltd	-	(2)	(2)	100.00%
3400 Other Funds Ltd	-	2	2	100.00%
All Funds	-	-	0	0.00%
P.S. BUDGET ADJUSTMENTS				
4400 Lottery Funds Ltd	(9,006)	(9,008)	(2)	(0.02%)
3400 Other Funds Ltd	-	2	2	100.00%
TOTAL P.S. BUDGET ADJUSTMENTS	(\$9,006)	(\$9,006)	\$0	0.00%
PERSONAL SERVICES				
4400 Lottery Funds Ltd	(294,232)	(292,974)	1,258	0.43%
3400 Other Funds Ltd	285,226	283,968	(1,258)	(0.44%)
TOTAL PERSONAL SERVICES	(\$9,006)	(\$9,006)	\$0	0.00%
SERVICES & SUPPLIES				
4275 Publicity and Publications				
4400 Lottery Funds Ltd	(2,638)	(2,638)	0	0.00%
4300 Professional Services				
4400 Lottery Funds Ltd	(10,280)	(10,280)	0	0.00%
4675 Undistributed (S.S.)				
4400 Lottery Funds Ltd	249,499	249,499	0	0.00%

Oregon Business Development Department

Agency Number: 12300

Package Comparison Report - Detail
 2013-15 Biennium
 Shared Services/Central Pool

Cross Reference Number: 12300-110-00-00-00000
 Package: May 2012 E-Board
 Pkg Group: POL Pkg Type: 080 Pkg Number: 081

Description	Agency Request Budget (V-01)	Governor's Budget (Y-01)	Column 2 Minus Column 1	% Change from Column 1 to Column 2
	Column 1	Column 2		
SERVICES & SUPPLIES				
4400 Lottery Funds Ltd	236,581	236,581	0	0.00%
TOTAL SERVICES & SUPPLIES	\$236,581	\$236,581	\$0	0.00%
EXPENDITURES				
4400 Lottery Funds Ltd	(57,651)	(56,393)	1,258	2.18%
3400 Other Funds Ltd	285,226	283,968	(1,258)	(0.44%)
TOTAL EXPENDITURES	\$227,575	\$227,575	\$0	0.00%
ENDING BALANCE				
4400 Lottery Funds Ltd	-	56,393	56,393	100.00%
3400 Other Funds Ltd	-	1,258	1,258	100.00%
TOTAL ENDING BALANCE	-	\$57,651	\$57,651	100.00%

Package Comparison Report - Detail
 2013-15 Biennium
 Shared Services/Central Pool

Cross Reference Number: 12300-110-00-00-00000
 Package: Statewide Administrative Savings
 Pkg Group: POL Pkg Type: 090 Pkg Number: 091

Description	Agency Request Budget (V-01)	Governor's Budget (Y-01)	Column 2.Minus Column 1	% Change from Column 1 to Column 2
	Column 1	Column 2		

REVENUE CATEGORIES

TRANSFERS IN

1107 Tsfr From Administrative Svcs

4400 Lottery Funds Ltd	-	(160,239)	(160,239)	100.00%
------------------------	---	-----------	-----------	---------

TRANSFERS IN

4400 Lottery Funds Ltd	-	(160,239)	(160,239)	100.00%
------------------------	---	-----------	-----------	---------

TOTAL TRANSFERS IN	-	(\$160,239)	(\$160,239)	100.00%
---------------------------	---	--------------------	--------------------	----------------

AVAILABLE REVENUES

4400 Lottery Funds Ltd	-	(160,239)	(160,239)	100.00%
------------------------	---	-----------	-----------	---------

TOTAL AVAILABLE REVENUES	-	(\$160,239)	(\$160,239)	100.00%
---------------------------------	---	--------------------	--------------------	----------------

EXPENDITURES

PERSONAL SERVICES

P.S. BUDGET ADJUSTMENTS

3470 Undistributed (P.S.)

4400 Lottery Funds Ltd	-	(100,000)	(100,000)	100.00%
------------------------	---	-----------	-----------	---------

3400 Other Funds Ltd	-	100,000	100,000	100.00%
----------------------	---	---------	---------	---------

All Funds	-	-	0	0.00%
-----------	---	---	---	-------

P.S. BUDGET ADJUSTMENTS

4400 Lottery Funds Ltd	-	(100,000)	(100,000)	100.00%
------------------------	---	-----------	-----------	---------

Oregon Business Development Department

Agency Number: 12300

Package Comparison Report - Detail
 2013-15 Biennium
 Shared Services/Central Pool

Cross Reference Number: 12300-110-00-00-00000
 Package: Statewide Administrative Savings
 Pkg Group: POL Pkg Type: 090 Pkg Number: 091

Description	Agency Request Budget (V-01)	Governor's Budget (Y-01)	Column 2 Minus Column 1	% Change from Column 1 to Column 2
	Column 1	Column 2		
3400 Other Funds Ltd	-	100,000	100,000	100.00%
TOTAL P.S. BUDGET ADJUSTMENTS	-	-	\$0	0.00%
PERSONAL SERVICES				
4400 Lottery Funds Ltd	-	(100,000)	(100,000)	100.00%
3400 Other Funds Ltd	-	100,000	100,000	100.00%
TOTAL PERSONAL SERVICES	-	-	\$0	0.00%
SERVICES & SUPPLIES				
4675 Undistributed (S.S.)				
4400 Lottery Funds Ltd	-	(60,239)	(60,239)	100.00%
SERVICES & SUPPLIES				
4400 Lottery Funds Ltd	-	(60,239)	(60,239)	100.00%
TOTAL SERVICES & SUPPLIES	-	(\$60,239)	(\$60,239)	100.00%
EXPENDITURES				
4400 Lottery Funds Ltd	-	(160,239)	(160,239)	100.00%
3400 Other Funds Ltd	-	100,000	100,000	100.00%
TOTAL EXPENDITURES	-	(\$60,239)	(\$60,239)	100.00%
ENDING BALANCE				
4400 Lottery Funds Ltd	-	-	0	0.00%
3400 Other Funds Ltd	-	(100,000)	(100,000)	100.00%

Oregon Business Development Department

Agency Number: 12300

Package Comparison Report - Detail
 2013-15 Biennium
 Shared Services/Central Pool

Cross Reference Number: 12300-110-00-00-00000
 Package: Statewide Administrative Savings
 Pkg Group: POL Pkg Type: 090 Pkg Number: 091

Description	Agency Request Budget (V-01)	Governor's Budget (Y-01)	Column 2 Minus Column 1	% Change from Column 1 to Column 2
	Column 1	Column 2		
TOTAL ENDING BALANCE	-	(\$100,000)	(\$100,000)	100.00%

Oregon Business Development Department

Agency Number: 12300

Package Comparison Report - Detail
 2013-15 Biennium
 Shared Services/Central Pool

Cross Reference Number: 12300-110-00-00-00000
 Package: PERS Taxation Policy
 Pkg Group: POL Pkg Type: 090 Pkg Number: 092

Description	Agency Request Budget (V-01)	Governor's Budget (Y-01)	Column 2 Minus Column 1	% Change from Column 1 to Column 2
	Column 1	Column 2		

REVENUE CATEGORIES

TRANSFERS IN

1107 Tsfr From Administrative Svcs

4400 Lottery Funds Ltd	-	(14,306)	(14,306)	100.00%
------------------------	---	----------	----------	---------

TRANSFERS IN

4400 Lottery Funds Ltd	-	(14,306)	(14,306)	100.00%
------------------------	---	----------	----------	---------

TOTAL TRANSFERS IN	-	(\$14,306)	(\$14,306)	100.00%
---------------------------	---	-------------------	-------------------	----------------

AVAILABLE REVENUES

4400 Lottery Funds Ltd	-	(14,306)	(14,306)	100.00%
------------------------	---	----------	----------	---------

TOTAL AVAILABLE REVENUES	-	(\$14,306)	(\$14,306)	100.00%
---------------------------------	---	-------------------	-------------------	----------------

EXPENDITURES

PERSONAL SERVICES

P.S. BUDGET ADJUSTMENTS

3991 PERS Policy Adjustment

4400 Lottery Funds Ltd	-	(14,306)	(14,306)	100.00%
------------------------	---	----------	----------	---------

3400 Other Funds Ltd	-	(2,522)	(2,522)	100.00%
----------------------	---	---------	---------	---------

All Funds	-	(16,828)	(16,828)	100.00%
-----------	---	----------	----------	---------

P.S. BUDGET ADJUSTMENTS

4400 Lottery Funds Ltd	-	(14,306)	(14,306)	100.00%
------------------------	---	----------	----------	---------

Oregon Business Development Department

Agency Number: 12300

Package Comparison Report - Detail
 2013-15 Biennium
 Shared Services/Central Pool

Cross Reference Number: 12300-110-00-00-00000
 Package: PERS Taxation Policy
 Pkg Group: POL Pkg Type: 090 Pkg Number: 092

Description	Agency Request Budget (V-01)	Governor's Budget (Y-01)	Column 2 Minus Column 1	% Change from Column 1 to Column 2
	Column 1	Column 2		
3400 Other Funds Ltd	-	(2,522)	(2,522)	100.00%
TOTAL P.S. BUDGET ADJUSTMENTS	-	(\$16,828)	(\$16,828)	100.00%
PERSONAL SERVICES				
4400 Lottery Funds Ltd	-	(14,306)	(14,306)	100.00%
3400 Other Funds Ltd	-	(2,522)	(2,522)	100.00%
TOTAL PERSONAL SERVICES	-	(\$16,828)	(\$16,828)	100.00%
EXPENDITURES				
4400 Lottery Funds Ltd	-	(14,306)	(14,306)	100.00%
3400 Other Funds Ltd	-	(2,522)	(2,522)	100.00%
TOTAL EXPENDITURES	-	(\$16,828)	(\$16,828)	100.00%
ENDING BALANCE				
4400 Lottery Funds Ltd	-	-	0	0.00%
3400 Other Funds Ltd	-	2,522	2,522	100.00%
TOTAL ENDING BALANCE	-	\$2,522	\$2,522	100.00%

Oregon Business Development Department

Agency Number: 12300

Package Comparison Report - Detail
 2013-15 Biennium
 Shared Services/Central Pool

Cross Reference Number: 12300-110-00-00-00000
 Package: Other PERS Adjustments
 Pkg Group: POL Pkg Type: 090 Pkg Number: 093

Description	Agency Request Budget (V-01)	Governor's Budget (Y-01)	Column 2 Minus Column 1	% Change from Column 1 to Column 2
	Column 1	Column 2		

REVENUE CATEGORIES

TRANSFERS IN

1107 Tsfr From Administrative Svcs

4400 Lottery Funds Ltd	-	(114,449)	(114,449)	100.00%
------------------------	---	-----------	-----------	---------

TRANSFERS IN

4400 Lottery Funds Ltd	-	(114,449)	(114,449)	100.00%
------------------------	---	-----------	-----------	---------

TOTAL TRANSFERS IN	-	(\$114,449)	(\$114,449)	100.00%
---------------------------	---	--------------------	--------------------	----------------

AVAILABLE REVENUES

4400 Lottery Funds Ltd	-	(114,449)	(114,449)	100.00%
------------------------	---	-----------	-----------	---------

TOTAL AVAILABLE REVENUES	-	(\$114,449)	(\$114,449)	100.00%
---------------------------------	---	--------------------	--------------------	----------------

EXPENDITURES

PERSONAL SERVICES

P.S. BUDGET ADJUSTMENTS

3991 PERS Policy Adjustment

4400 Lottery Funds Ltd	-	(114,449)	(114,449)	100.00%
------------------------	---	-----------	-----------	---------

3400 Other Funds Ltd	-	(20,179)	(20,179)	100.00%
----------------------	---	----------	----------	---------

All Funds	-	(134,628)	(134,628)	100.00%
-----------	---	-----------	-----------	---------

P.S. BUDGET ADJUSTMENTS

4400 Lottery Funds Ltd	-	(114,449)	(114,449)	100.00%
------------------------	---	-----------	-----------	---------

Oregon Business Development Department

Agency Number: 12300

Package Comparison Report - Detail
 2013-15 Biennium
 Shared Services/Central Pool

Cross Reference Number: 12300-110-00-00-00000
 Package: Other PERS Adjustments
 Pkg Group: POL Pkg Type: 090 Pkg Number: 093

Description	Agency Request Budget (V-01)	Governor's Budget (Y-01)	Column 2 Minus Column 1	% Change from Column 1 to Column 2
	Column 1	Column 2		
3400 Other Funds Ltd	-	(20,179)	(20,179)	100.00%
TOTAL P.S. BUDGET ADJUSTMENTS	-	(\$134,628)	(\$134,628)	100.00%
PERSONAL SERVICES				
4400 Lottery Funds Ltd	-	(114,449)	(114,449)	100.00%
3400 Other Funds Ltd	-	(20,179)	(20,179)	100.00%
TOTAL PERSONAL SERVICES	-	(\$134,628)	(\$134,628)	100.00%
EXPENDITURES				
4400 Lottery Funds Ltd	-	(114,449)	(114,449)	100.00%
3400 Other Funds Ltd	-	(20,179)	(20,179)	100.00%
TOTAL EXPENDITURES	-	(\$134,628)	(\$134,628)	100.00%
ENDING BALANCE				
4400 Lottery Funds Ltd	-	-	0	0.00%
3400 Other Funds Ltd	-	20,179	20,179	100.00%
TOTAL ENDING BALANCE	-	\$20,179	\$20,179	100.00%

Oregon Business Development Department

Agency Number: 12300

Package Comparison Report - Detail
 2013-15 Biennium
 Shared Services/Central Pool

Cross Reference Number: 12300-110-00-00-00000
 Package: SPWF Re-capitalization
 Pkg Group: POL Pkg Type: POL Pkg Number: 102

Description	Agency Request Budget (V-01)	Governor's Budget (Y-01)	Column 2 Minus Column 1	% Change from Column 1 to Column 2
	Column 1	Column 2		

REVENUE CATEGORIES

TRANSFERS IN

1010 Transfer In - Intrafund

3400 Other Funds Ltd	184,223	184,223	0	0.00%
----------------------	---------	---------	---	-------

TRANSFERS IN

3400 Other Funds Ltd	184,223	184,223	0	0.00%
----------------------	---------	---------	---	-------

TOTAL TRANSFERS IN	\$184,223	\$184,223	\$0	0.00%
---------------------------	------------------	------------------	------------	--------------

AVAILABLE REVENUES

3400 Other Funds Ltd	184,223	184,223	0	0.00%
----------------------	---------	---------	---	-------

TOTAL AVAILABLE REVENUES	\$184,223	\$184,223	\$0	0.00%
---------------------------------	------------------	------------------	------------	--------------

EXPENDITURES

PERSONAL SERVICES

SALARIES & WAGES

3110 Class/Unclass Sal. and Per Diem

3400 Other Funds Ltd	97,512	97,512	0	0.00%
----------------------	--------	--------	---	-------

SALARIES & WAGES

3400 Other Funds Ltd	97,512	97,512	0	0.00%
----------------------	--------	--------	---	-------

TOTAL SALARIES & WAGES	\$97,512	\$97,512	\$0	0.00%
-----------------------------------	-----------------	-----------------	------------	--------------

OTHER PAYROLL EXPENSES

Oregon Business Development Department

Agency Number: 12300

Package Comparison Report - Detail
 2013-15 Biennium
 Shared Services/Central Pool

Cross Reference Number: 12300-110-00-00-00000
 Package: SPWF Re-capitalization
 Pkg Group: POL Pkg Type: POL Pkg Number: 102

Description	Agency Request Budget (V-01)	Governor's Budget (Y-01)	Column 2 Minus Column 1	% Change from Column 1 to Column 2
	Column 1	Column 2		
3210 Empl. Rel. Bd. Assessments				
3400 Other Funds Ltd	40	40	0	0.00%
3220 Public Employees Retire Cont				
3400 Other Funds Ltd	19,239	18,595	(644)	(3.35%)
3230 Social Security Taxes				
3400 Other Funds Ltd	7,460	7,460	0	0.00%
3250 Workers Comp. Assess. (WCD)				
3400 Other Funds Ltd	59	59	0	0.00%
3260 Mass Transit Tax				
3400 Other Funds Ltd	585	585	0	0.00%
3270 Flexible Benefits				
3400 Other Funds Ltd	30,528	30,528	0	0.00%
OTHER PAYROLL EXPENSES				
3400 Other Funds Ltd	57,911	57,267	(644)	(1.11%)
TOTAL OTHER PAYROLL EXPENSES	\$57,911	\$57,267	(\$644)	(1.11%)
PERSONAL SERVICES				
3400 Other Funds Ltd	155,423	154,779	(644)	(0.41%)
TOTAL PERSONAL SERVICES	\$155,423	\$154,779	(\$644)	(0.41%)
SERVICES & SUPPLIES				

Oregon Business Development Department

Agency Number: 12300

Package Comparison Report - Detail
 2013-15 Biennium
 Shared Services/Central Pool

Cross Reference Number: 12300-110-00-00-00000
 Package: SPWF Re-capitalization
 Pkg Group: POL Pkg Type: POL Pkg Number: 102

Description	Agency Request Budget (V-01)	Governor's Budget (Y-01)	Column 2 Minus Column 1	% Change from Column 1 to Column 2
	Column 1	Column 2		
4250 Data Processing				
3400 Other Funds Ltd	28,800	28,800	0	0.00%
SERVICES & SUPPLIES				
3400 Other Funds Ltd	28,800	28,800	0	0.00%
TOTAL SERVICES & SUPPLIES	\$28,800	\$28,800	\$0	0.00%
EXPENDITURES				
3400 Other Funds Ltd	184,223	183,579	(644)	(0.35%)
TOTAL EXPENDITURES	\$184,223	\$183,579	(\$644)	(0.35%)
ENDING BALANCE				
3400 Other Funds Ltd	-	644	644	100.00%
TOTAL ENDING BALANCE	-	\$644	\$644	100.00%
AUTHORIZED POSITIONS				
8150 Class/Unclass Positions	1	1	0	0.00%
AUTHORIZED FTE				
8250 Class/Unclass FTE Positions	1.00	1.00	0.00	0.00%

Package Comparison Report - Detail
 2013-15 Biennium
 Shared Services/Central Pool

Cross Reference Number: 12300-110-00-00-00000
 Package: IT Security and Standards Compliance
 Pkg Group: POL Pkg Type: POL Pkg Number: 108

Description	Agency Request Budget (V-01)	Governor's Budget (Y-01)	Column 2 Minus Column 1	% Change from Column 1 to Column 2
	Column 1	Column 2		

REVENUE CATEGORIES

TRANSFERS IN

1040 Transfer In Lottery Proceeds

4400 Lottery Funds Ltd	279,422	-	(279,422)	(100.00%)
------------------------	---------	---	-----------	-----------

TRANSFERS IN

4400 Lottery Funds Ltd	279,422	-	(279,422)	(100.00%)
------------------------	---------	---	-----------	-----------

TOTAL TRANSFERS IN	\$279,422	-	(\$279,422)	(100.00%)
---------------------------	------------------	----------	--------------------	------------------

AVAILABLE REVENUES

4400 Lottery Funds Ltd	279,422	-	(279,422)	(100.00%)
------------------------	---------	---	-----------	-----------

TOTAL AVAILABLE REVENUES	\$279,422	-	(\$279,422)	(100.00%)
---------------------------------	------------------	----------	--------------------	------------------

EXPENDITURES

PERSONAL SERVICES

SALARIES & WAGES

3110 Class/Unclass Sal. and Per Diem

4400 Lottery Funds Ltd	97,512	-	(97,512)	(100.00%)
------------------------	--------	---	----------	-----------

SALARIES & WAGES

4400 Lottery Funds Ltd	97,512	-	(97,512)	(100.00%)
------------------------	--------	---	----------	-----------

TOTAL SALARIES & WAGES	\$97,512	-	(\$97,512)	(100.00%)
-----------------------------------	-----------------	----------	-------------------	------------------

OTHER PAYROLL EXPENSES

Oregon Business Development Department

Agency Number: 12300

Package Comparison Report - Detail
 2013-15 Biennium
 Shared Services/Central Pool

Cross Reference Number: 12300-110-00-00-00000
 Package: IT Security and Standards Compliance
 Pkg Group: POL Pkg Type: POL Pkg Number: 108

Description	Agency Request Budget (V-01)	Governor's Budget (Y-01)	Column 2 Minus Column 1	% Change from Column 1 to Column 2
	Column 1	Column 2		
3210 Empl. Rel. Bd. Assessments				
4400 Lottery Funds Ltd	40	-	(40)	(100.00%)
3220 Public Employees Retire Cont				
4400 Lottery Funds Ltd	19,239	-	(19,239)	(100.00%)
3230 Social Security Taxes				
4400 Lottery Funds Ltd	7,460	-	(7,460)	(100.00%)
3250 Workers Comp. Assess. (WCD)				
4400 Lottery Funds Ltd	59	-	(59)	(100.00%)
3260 Mass Transit Tax				
4400 Lottery Funds Ltd	584	-	(584)	(100.00%)
3270 Flexible Benefits				
4400 Lottery Funds Ltd	30,528	-	(30,528)	(100.00%)
OTHER PAYROLL EXPENSES				
4400 Lottery Funds Ltd	57,910	-	(57,910)	(100.00%)
TOTAL OTHER PAYROLL EXPENSES	\$57,910	-	(\$57,910)	(100.00%)
PERSONAL SERVICES				
4400 Lottery Funds Ltd	155,422	-	(155,422)	(100.00%)
TOTAL PERSONAL SERVICES	\$155,422	-	(\$155,422)	(100.00%)
SERVICES & SUPPLIES				

Package Comparison Report - Detail
 2013-15 Biennium
 Shared Services/Central Pool

Cross Reference Number: 12300-110-00-00-00000
 Package: IT Security and Standards Compliance
 Pkg Group: POL Pkg Type: POL Pkg Number: 108

Description	Agency Request Budget (V-01)	Governor's Budget (Y-01)	Column 2 Minus Column 1	% Change from Column 1 to Column 2
	Column 1	Column 2		
4100 Instate Travel				
4400 Lottery Funds Ltd	2,000	-	(2,000)	(100.00%)
4150 Employee Training				
4400 Lottery Funds Ltd	20,000	-	(20,000)	(100.00%)
4175 Office Expenses				
4400 Lottery Funds Ltd	1,000	-	(1,000)	(100.00%)
4200 Telecommunications				
4400 Lottery Funds Ltd	1,000	-	(1,000)	(100.00%)
4250 Data Processing				
4400 Lottery Funds Ltd	95,000	-	(95,000)	(100.00%)
4425 Facilities Rental and Taxes				
4400 Lottery Funds Ltd	2,000	-	(2,000)	(100.00%)
4715 IT Expendable Property				
4400 Lottery Funds Ltd	3,000	-	(3,000)	(100.00%)
SERVICES & SUPPLIES				
4400 Lottery Funds Ltd	124,000	-	(124,000)	(100.00%)
TOTAL SERVICES & SUPPLIES	\$124,000	-	(\$124,000)	(100.00%)
EXPENDITURES				
4400 Lottery Funds Ltd	279,422	-	(279,422)	(100.00%)

Oregon Business Development Department

Agency Number: 12300

Package Comparison Report - Detail
 2013-15 Biennium
 Shared Services/Central Pool

Cross Reference Number: 12300-110-00-00-00000
 Package: IT Security and Standards Compliance
 Pkg Group: POL Pkg Type: POL Pkg Number: 108

Description	Agency Request Budget (V-01)	Governor's Budget (Y-01)	Column 2 Minus Column 1	% Change from Column 1 to Column 2
	Column 1	Column 2		
TOTAL EXPENDITURES	\$279,422	-	(\$279,422)	(100.00%)
ENDING BALANCE				
4400 Lottery Funds Ltd	-	-	0	0.00%
TOTAL ENDING BALANCE	-	-	\$0	0.00%
AUTHORIZED POSITIONS				
8150 Class/Unclass Positions	1	-	(1)	(100.00%)
AUTHORIZED FTE				
8250 Class/Unclass FTE Positions	1.00	-	(1.00)	(100.00%)

Oregon Business Development Department

Agency Number: 12300

Package Comparison Report - Detail
 2013-15 Biennium
 Business, Innovation, Trade

Cross Reference Number: 12300-210-00-00-00000
 Package: Non-PICS Psnl Svc / Vacancy Factor
 Pkg Group: ESS Pkg Type: 010 Pkg Number: 010

Description	Agency Request Budget (V-01)	Governor's Budget (Y-01)	Column 2 Minus Column 1	% Change from Column 1 to Column 2
	Column 1	Column 2		
REVENUE CATEGORIES				
FEDERAL FUNDS REVENUE				
0995 Federal Funds				
6400 Federal Funds Ltd	19,792	19,792	0	0.00%
REVENUE CATEGORIES				
6400 Federal Funds Ltd	19,792	19,792	0	0.00%
TOTAL REVENUE CATEGORIES	\$19,792	\$19,792	\$0	0.00%
AVAILABLE REVENUES				
6400 Federal Funds Ltd	19,792	19,792	0	0.00%
TOTAL AVAILABLE REVENUES	\$19,792	\$19,792	\$0	0.00%
EXPENDITURES				
PERSONAL SERVICES				
SALARIES & WAGES				
3190 All Other Differential				
4400 Lottery Funds Ltd	834	834	0	0.00%
SALARIES & WAGES				
4400 Lottery Funds Ltd	834	834	0	0.00%
TOTAL SALARIES & WAGES	\$834	\$834	\$0	0.00%
OTHER PAYROLL EXPENSES				

Oregon Business Development Department

Agency Number: 12300

Package Comparison Report - Detail
 2013-15 Biennium
 Business, Innovation, Trade

Cross Reference Number: 12300-210-00-00-00000
 Package: Non-PICS Psnl Svc / Vacancy Factor
 Pkg Group: ESS Pkg Type: 010 Pkg Number: 010

Description	Agency Request Budget (V-01)	Governor's Budget (Y-01)	Column 2 Minus Column 1	% Change from Column 1 to Column 2
	Column 1	Column 2		
3220 Public Employees Retire Cont				
4400 Lottery Funds Ltd	165	159	(6)	(3.64%)
3221 Pension Obligation Bond				
4400 Lottery Funds Ltd	9,680	9,680	0	0.00%
3400 Other Funds Ltd	3,213	3,213	0	0.00%
6400 Federal Funds Ltd	19,792	19,792	0	0.00%
All Funds	32,685	32,685	0	0.00%
3230 Social Security Taxes				
4400 Lottery Funds Ltd	64	64	0	0.00%
3260 Mass Transit Tax				
4400 Lottery Funds Ltd	(1,707)	(1,707)	0	0.00%
3400 Other Funds Ltd	(1,016)	(1,016)	0	0.00%
All Funds	(2,723)	(2,723)	0	0.00%
3280 Other OPE				
4400 Lottery Funds Ltd	11,055	11,055	0	0.00%
3400 Other Funds Ltd	2,400	2,400	0	0.00%
All Funds	13,455	13,455	0	0.00%
OTHER PAYROLL EXPENSES				
4400 Lottery Funds Ltd	19,257	19,251	(6)	(0.03%)

Oregon Business Development Department

Agency Number: 12300

Package Comparison Report - Detail
 2013-15 Biennium
 Business, Innovation, Trade

Cross Reference Number: 12300-210-00-00-00000
 Package: Non-PICS Psnl Svc / Vacancy Factor
 Pkg Group: ESS Pkg Type: 010 Pkg Number: 010

Description	Agency Request Budget (V-01)	Governor's Budget (Y-01)	Column 2 Minus Column 1	% Change from Column 1 to Column 2
	Column 1	Column 2		
3400 Other Funds Ltd	4,597	4,597	0	0.00%
6400 Federal Funds Ltd	19,792	19,792	0	0.00%
TOTAL OTHER PAYROLL EXPENSES	\$43,646	\$43,640	(\$6)	(0.01%)
P.S. BUDGET ADJUSTMENTS				
3455 Vacancy Savings				
4400 Lottery Funds Ltd	35,763	35,763	0	0.00%
P.S. BUDGET ADJUSTMENTS				
4400 Lottery Funds Ltd	35,763	35,763	0	0.00%
TOTAL P.S. BUDGET ADJUSTMENTS	\$35,763	\$35,763	\$0	0.00%
PERSONAL SERVICES				
4400 Lottery Funds Ltd	55,854	55,848	(6)	(0.01%)
3400 Other Funds Ltd	4,597	4,597	0	0.00%
6400 Federal Funds Ltd	19,792	19,792	0	0.00%
TOTAL PERSONAL SERVICES	\$80,243	\$80,237	(\$6)	(0.01%)
EXPENDITURES				
4400 Lottery Funds Ltd	55,854	55,848	(6)	(0.01%)
3400 Other Funds Ltd	4,597	4,597	0	0.00%
6400 Federal Funds Ltd	19,792	19,792	0	0.00%
TOTAL EXPENDITURES	\$80,243	\$80,237	(\$6)	(0.01%)

Oregon Business Development Department

Agency Number: 12300

Package Comparison Report - Detail
 2013-15 Biennium
 Business, Innovation, Trade

Cross Reference Number: 12300-210-00-00-00000
 Package: Non-PICS Psnl Svc / Vacancy Factor
 Pkg Group: ESS Pkg Type: 010 Pkg Number: 010

Description	Agency Request Budget (V-01)	Governor's Budget (Y-01)	Column 2 Minus Column 1	% Change from Column 1 to Column 2
	Column 1	Column 2		
ENDING BALANCE				
4400 Lottery Funds Ltd	(55,854)	(55,848)	6	0.01%
3400 Other Funds Ltd	(4,597)	(4,597)	0	0.00%
6400 Federal Funds Ltd	-	-	0	0.00%
TOTAL ENDING BALANCE	(\$60,451)	(\$60,445)	\$6	0.01%

Oregon Business Development Department

Agency Number: 12300

Package Comparison Report - Detail
 2013-15 Biennium
 Business, Innovation, Trade

Cross Reference Number: 12300-210-00-00-00000

Package: Phase-in

Pkg Group: ESS Pkg Type: 020 Pkg Number: 021

Description	Agency Request Budget (V-01)	Governor's Budget (Y-01)	Column 2 Minus Column 1	% Change from Column 1 to Column 2
	Column 1	Column 2		

EXPENDITURES

SPECIAL PAYMENTS

6030 Dist to Non-Gov Units

4400 Lottery Funds Ltd	4,056,478	4,056,478	0	0.00%
------------------------	-----------	-----------	---	-------

SPECIAL PAYMENTS

4400 Lottery Funds Ltd	4,056,478	4,056,478	0	0.00%
------------------------	-----------	-----------	---	-------

TOTAL SPECIAL PAYMENTS	\$4,056,478	\$4,056,478	\$0	0.00%
-------------------------------	--------------------	--------------------	------------	--------------

EXPENDITURES

4400 Lottery Funds Ltd	4,056,478	4,056,478	0	0.00%
------------------------	-----------	-----------	---	-------

TOTAL EXPENDITURES	\$4,056,478	\$4,056,478	\$0	0.00%
---------------------------	--------------------	--------------------	------------	--------------

ENDING BALANCE

4400 Lottery Funds Ltd	(4,056,478)	(4,056,478)	0	0.00%
------------------------	-------------	-------------	---	-------

TOTAL ENDING BALANCE	(\$4,056,478)	(\$4,056,478)	\$0	0.00%
-----------------------------	----------------------	----------------------	------------	--------------

Oregon Business Development Department

Agency Number: 12300

Package Comparison Report - Detail
 2013-15 Biennium
 Business, Innovation, Trade

Cross Reference Number: 12300-210-00-00-00000
 Package: Phase-out Pgm & One-time Costs
 Pkg Group: ESS Pkg Type: 020 Pkg Number: 022

Description	Agency Request Budget (V-01)	Governor's Budget (Y-01)	Column 2 Minus Column 1	% Change from Column 1 to Column 2
	Column 1	Column 2		
REVENUE CATEGORIES				
CHARGES FOR SERVICES				
0410 Charges for Services				
3400 Other Funds Ltd	(738,328)	(738,328)	0	0.00%
INTEREST EARNINGS				
0605 Interest Income				
3400 Other Funds Ltd	(328,900)	(328,900)	0	0.00%
FEDERAL FUNDS REVENUE				
0995 Federal Funds				
6400 Federal Funds Ltd	(12,479,817)	(12,479,817)	0	0.00%
REVENUE CATEGORIES				
3400 Other Funds Ltd	(1,067,228)	(1,067,228)	0	0.00%
6400 Federal Funds Ltd	(12,479,817)	(12,479,817)	0	0.00%
TOTAL REVENUE CATEGORIES	(\$13,547,045)	(\$13,547,045)	\$0	0.00%
AVAILABLE REVENUES				
3400 Other Funds Ltd	(1,067,228)	(1,067,228)	0	0.00%
6400 Federal Funds Ltd	(12,479,817)	(12,479,817)	0	0.00%
TOTAL AVAILABLE REVENUES	(\$13,547,045)	(\$13,547,045)	\$0	0.00%

EXPENDITURES

Oregon Business Development Department

Agency Number: 12300

Package Comparison Report - Detail
 2013-15 Biennium
 Business, Innovation, Trade

Cross Reference Number: 12300-210-00-00-00000
 Package: Phase-out Pgm & One-time Costs
 Pkg Group: ESS Pkg Type: 020 Pkg Number: 022

Description	Agency Request Budget (V-01)	Governor's Budget (Y-01)	Column 2 Minus Column 1	% Change from Column 1 to Column 2
	Column 1	Column 2		
SERVICES & SUPPLIES				
4100 Instate Travel				
3400 Other Funds Ltd	(10,500)	(10,500)	0	0.00%
6400 Federal Funds Ltd	(55,800)	(55,800)	0	0.00%
All Funds	(66,300)	(66,300)	0	0.00%
4175 Office Expenses				
6400 Federal Funds Ltd	(21,500)	(21,500)	0	0.00%
4200 Telecommunications				
3400 Other Funds Ltd	(2,145)	(2,145)	0	0.00%
4300 Professional Services				
6400 Federal Funds Ltd	(293,000)	(293,000)	0	0.00%
4425 Facilities Rental and Taxes				
3400 Other Funds Ltd	(1,890)	(1,890)	0	0.00%
4575 Agency Program Related S and S				
4400 Lottery Funds Ltd	(1,300,000)	(1,300,000)	0	0.00%
4700 Expendable Prop 250 - 5000				
3400 Other Funds Ltd	(7,150)	(7,150)	0	0.00%
4715 IT Expendable Property				
3400 Other Funds Ltd	(1,250)	(1,250)	0	0.00%

Oregon Business Development Department

Agency Number: 12300

**Package Comparison Report - Detail
2013-15 Biennium
Business, Innovation, Trade**

**Cross Reference Number: 12300-210-00-00-00000
Package: Phase-out Pgm & One-time Costs
Pkg Group: ESS Pkg Type: 020 Pkg Number: 022**

Description	Agency Request Budget (V-01)	Governor's Budget (Y-01)	Column 2 Minus Column 1	% Change from Column 1 to Column 2
	Column 1	Column 2		
SERVICES & SUPPLIES				
4400 Lottery Funds Ltd	(1,300,000)	(1,300,000)	0	0.00%
3400 Other Funds Ltd	(22,935)	(22,935)	0	0.00%
6400 Federal Funds Ltd	(370,300)	(370,300)	0	0.00%
TOTAL SERVICES & SUPPLIES	(\$1,693,235)	(\$1,693,235)	\$0	0.00%
SPECIAL PAYMENTS				
6030 Dist to Non-Gov Units				
4400 Lottery Funds Ltd	(18,777,000)	(18,777,000)	0	0.00%
3400 Other Funds Ltd	(622,500)	(622,500)	0	0.00%
6400 Federal Funds Ltd	(12,109,517)	(12,109,517)	0	0.00%
All Funds	(31,509,017)	(31,509,017)	0	0.00%
6085 Other Special Payments				
4400 Lottery Funds Ltd	(950,000)	(950,000)	0	0.00%
6141 Spc Pmt to Lands, Dept of State				
3400 Other Funds Ltd	(28,797)	(28,797)	0	0.00%
6340 Spc Pmt to Environmental Quality				
3400 Other Funds Ltd	(175,646)	(175,646)	0	0.00%
6660 Spc Pmt to Land Conservation Dev				
3400 Other Funds Ltd	(94,418)	(94,418)	0	0.00%

Oregon Business Development Department

Agency Number: 12300

Package Comparison Report - Detail
 2013-15 Biennium
 Business, Innovation, Trade

Cross Reference Number: 12300-210-00-00-00000
 Package: Phase-out Pgm & One-time Costs
 Pkg Group: ESS Pkg Type: 020 Pkg Number: 022

Description	Agency Request Budget (V-01)	Governor's Budget (Y-01)	Column 2 Minus Column 1	% Change from Column 1 to Column 2
	Column 1	Column 2		
SPECIAL PAYMENTS				
4400 Lottery Funds Ltd	(19,727,000)	(19,727,000)	0	0.00%
3400 Other Funds Ltd	(921,361)	(921,361)	0	0.00%
6400 Federal Funds Ltd	(12,109,517)	(12,109,517)	0	0.00%
TOTAL SPECIAL PAYMENTS	(\$32,757,878)	(\$32,757,878)	\$0	0.00%
EXPENDITURES				
4400 Lottery Funds Ltd	(21,027,000)	(21,027,000)	0	0.00%
3400 Other Funds Ltd	(944,296)	(944,296)	0	0.00%
6400 Federal Funds Ltd	(12,479,817)	(12,479,817)	0	0.00%
TOTAL EXPENDITURES	(\$34,451,113)	(\$34,451,113)	\$0	0.00%
ENDING BALANCE				
4400 Lottery Funds Ltd	21,027,000	21,027,000	0	0.00%
3400 Other Funds Ltd	(122,932)	(122,932)	0	0.00%
6400 Federal Funds Ltd	-	-	0	0.00%
TOTAL ENDING BALANCE	\$20,904,068	\$20,904,068	\$0	0.00%

Oregon Business Development Department

Agency Number: 12300

Package Comparison Report - Detail
 2013-15 Biennium
 Business, Innovation, Trade

Cross Reference Number: 12300-210-00-00-00000
 Package: Standard Inflation
 Pkg Group: ESS Pkg Type: 030 Pkg Number: 031

Description	Agency Request Budget (V-01)	Governor's Budget (Y-01)	Column 2 Minus Column 1	% Change from Column 1 to Column 2
	Column 1	Column 2		

REVENUE CATEGORIES

FEDERAL FUNDS REVENUE

0995 Federal Funds

6400 Federal Funds Ltd	63,131	63,131	0	0.00%
------------------------	--------	--------	---	-------

REVENUE CATEGORIES

6400 Federal Funds Ltd	63,131	63,131	0	0.00%
------------------------	--------	--------	---	-------

TOTAL REVENUE CATEGORIES	\$63,131	\$63,131	\$0	0.00%
---------------------------------	-----------------	-----------------	------------	--------------

AVAILABLE REVENUES

6400 Federal Funds Ltd	63,131	63,131	0	0.00%
------------------------	--------	--------	---	-------

TOTAL AVAILABLE REVENUES	\$63,131	\$63,131	\$0	0.00%
---------------------------------	-----------------	-----------------	------------	--------------

EXPENDITURES

SERVICES & SUPPLIES

4100 Instate Travel

4400 Lottery Funds Ltd	6,662	6,662	0	0.00%
------------------------	-------	-------	---	-------

3400 Other Funds Ltd	1,648	1,648	0	0.00%
----------------------	-------	-------	---	-------

All Funds	8,310	8,310	0	0.00%
-----------	-------	-------	---	-------

4125 Out of State Travel

4400 Lottery Funds Ltd	13,552	13,552	0	0.00%
------------------------	--------	--------	---	-------

3400 Other Funds Ltd	554	554	0	0.00%
----------------------	-----	-----	---	-------

Oregon Business Development Department

Agency Number: 12300

Package Comparison Report - Detail
 2013-15 Biennium
 Business, Innovation, Trade

Cross Reference Number: 12300-210-00-00-00000
 Package: Standard Inflation
 Pkg Group: ESS Pkg Type: 030 Pkg Number: 031

Description	Agency Request Budget (V-01)	Governor's Budget (Y-01)	Column 2 Minus Column 1	% Change from Column 1 to Column 2
	Column 1	Column 2		
All Funds	14,106	14,106	0	0.00%
4150 Employee Training				
4400 Lottery Funds Ltd	830	830	0	0.00%
3400 Other Funds Ltd	233	233	0	0.00%
All Funds	1,063	1,063	0	0.00%
4175 Office Expenses				
4400 Lottery Funds Ltd	2,245	2,245	0	0.00%
3400 Other Funds Ltd	868	868	0	0.00%
All Funds	3,113	3,113	0	0.00%
4200 Telecommunications				
4400 Lottery Funds Ltd	2,834	2,834	0	0.00%
3400 Other Funds Ltd	1,113	1,113	0	0.00%
All Funds	3,947	3,947	0	0.00%
4225 State Gov. Service Charges				
4400 Lottery Funds Ltd	16,196	16,196	0	0.00%
3200 Other Funds Non-Ltd	295	295	0	0.00%
3400 Other Funds Ltd	17,615	27,630	10,015	56.85%
6400 Federal Funds Ltd	16	16	0	0.00%
All Funds	34,122	44,137	10,015	29.35%

Oregon Business Development Department

Agency Number: 12300

**Package Comparison Report - Detail
2013-15 Biennium
Business, Innovation, Trade**

**Cross Reference Number: 12300-210-00-00-00000
Package: Standard Inflation
Pkg Group: ESS Pkg Type: 030 Pkg Number: 031**

Description	Agency Request Budget (V-01)	Governor's Budget (Y-01)	Column 2 Minus Column 1	% Change from Column 1 to Column 2
	Column 1	Column 2		
4250 Data Processing				
4400 Lottery Funds Ltd	84	84	0	0.00%
3400 Other Funds Ltd	156	23,679	23,523	15,078.85%
All Funds	240	23,763	23,523	9,801.25%
4275 Publicity and Publications				
4400 Lottery Funds Ltd	2,469	2,469	0	0.00%
3400 Other Funds Ltd	1,694	1,694	0	0.00%
All Funds	4,163	4,163	0	0.00%
4300 Professional Services				
4400 Lottery Funds Ltd	19,809	19,809	0	0.00%
3400 Other Funds Ltd	25,273	25,273	0	0.00%
6400 Federal Funds Ltd	280	280	0	0.00%
All Funds	45,362	45,362	0	0.00%
4315 IT Professional Services				
3400 Other Funds Ltd	17	17	0	0.00%
4325 Attorney General				
4400 Lottery Funds Ltd	9,792	9,792	0	0.00%
3400 Other Funds Ltd	7,664	7,664	0	0.00%
6400 Federal Funds Ltd	1,341	1,341	0	0.00%

Description	Agency Request Budget (V-01)	Governor's Budget (Y-01)	Column 2 Minus Column 1	% Change from Column 1 to Column 2
	Column 1	Column 2		
All Funds	18,797	18,797	0	0.00%
4350 Dispute Resolution Services				
3400 Other Funds Ltd	51	(481)	(532)	(1,043.14%)
4375 Employee Recruitment and Develop				
4400 Lottery Funds Ltd	79	79	0	0.00%
3400 Other Funds Ltd	54	54	0	0.00%
All Funds	133	133	0	0.00%
4400 Dues and Subscriptions				
4400 Lottery Funds Ltd	1,137	1,137	0	0.00%
3400 Other Funds Ltd	115	115	0	0.00%
All Funds	1,252	1,252	0	0.00%
4425 Facilities Rental and Taxes				
4400 Lottery Funds Ltd	19,636	19,636	0	0.00%
3400 Other Funds Ltd	2,883	2,883	0	0.00%
All Funds	22,519	22,519	0	0.00%
4650 Other Services and Supplies				
4400 Lottery Funds Ltd	104	104	0	0.00%
3400 Other Funds Ltd	341	341	0	0.00%
All Funds	445	445	0	0.00%

Oregon Business Development Department

Agency Number: 12300

Package Comparison Report - Detail
 2013-15 Biennium
 Business, Innovation, Trade

Cross Reference Number: 12300-210-00-00-00000
 Package: Standard Inflation
 Pkg Group: ESS Pkg Type: 030 Pkg Number: 031

Description	Agency Request Budget (V-01)	Governor's Budget (Y-01)	Column 2 Minus Column 1	% Change from Column 1 to Column 2
	Column 1	Column 2		
4700 Expendable Prop 250 - 5000				
4400 Lottery Funds Ltd	514	514	0	0.00%
3400 Other Funds Ltd	171	171	0	0.00%
All Funds	685	685	0	0.00%
SERVICES & SUPPLIES				
4400 Lottery Funds Ltd	95,943	95,943	0	0.00%
3200 Other Funds Non-Ltd	295	295	0	0.00%
3400 Other Funds Ltd	60,450	93,456	33,006	54.60%
6400 Federal Funds Ltd	1,637	1,637	0	0.00%
TOTAL SERVICES & SUPPLIES	\$158,325	\$191,331	\$33,006	20.85%
SPECIAL PAYMENTS				
6015 Dist to Cities				
4400 Lottery Funds Ltd	8,318	8,318	0	0.00%
6400 Federal Funds Ltd	5,544	5,544	0	0.00%
All Funds	13,862	13,862	0	0.00%
6020 Dist to Counties				
4400 Lottery Funds Ltd	3,027	3,027	0	0.00%
6025 Dist to Other Gov Unit				
4400 Lottery Funds Ltd	8,004	8,004	0	0.00%

Oregon Business Development Department

Agency Number: 12300

Package Comparison Report - Detail
 2013-15 Biennium
 Business, Innovation, Trade

Cross Reference Number: 12300-210-00-00-00000
 Package: Standard Inflation
 Pkg Group: ESS Pkg Type: 030 Pkg Number: 031

Description	Agency Request Budget (V-01)	Governor's Budget (Y-01)	Column 2 Minus Column 1	% Change from Column 1 to Column 2
	Column 1	Column 2		
3400 Other Funds Ltd	6,995	6,995	0	0.00%
All Funds	14,999	14,999	0	0.00%
6030 Dist to Non-Gov Units				
4400 Lottery Funds Ltd	392,416	392,416	0	0.00%
3400 Other Funds Ltd	65,455	65,455	0	0.00%
6400 Federal Funds Ltd	43,014	43,014	0	0.00%
All Funds	500,885	500,885	0	0.00%
6080 Loans Made - Other				
6400 Federal Funds Ltd	12,936	12,936	0	0.00%
6085 Other Special Payments				
4400 Lottery Funds Ltd	3,550	3,550	0	0.00%
SPECIAL PAYMENTS				
4400 Lottery Funds Ltd	415,315	415,315	0	0.00%
3400 Other Funds Ltd	72,450	72,450	0	0.00%
6400 Federal Funds Ltd	61,494	61,494	0	0.00%
TOTAL SPECIAL PAYMENTS	\$549,259	\$549,259	\$0	0.00%
EXPENDITURES				
4400 Lottery Funds Ltd	511,258	511,258	0	0.00%
3200 Other Funds Non-Ltd	295	295	0	0.00%

Oregon Business Development Department

Agency Number: 12300

Package Comparison Report - Detail

Cross Reference Number: 12300-210-00-00-00000

2013-15 Biennium

Package: Standard Inflation

Business, Innovation, Trade

Pkg Group: ESS Pkg Type: 030 Pkg Number: 031

Description	Agency Request Budget (V-01)	Governor's Budget (Y-01)	Column 2 Minus Column 1	% Change from Column 1 to Column 2
	Column 1	Column 2		
3400 Other Funds Ltd	132,900	165,906	33,006	24.84%
6400 Federal Funds Ltd	63,131	63,131	0	0.00%
TOTAL EXPENDITURES	\$707,584	\$740,590	\$33,006	4.66%
ENDING BALANCE				
4400 Lottery Funds Ltd	(511,258)	(511,258)	0	0.00%
3200 Other Funds Non-Ltd	(295)	(295)	0	0.00%
3400 Other Funds Ltd	(132,900)	(165,906)	(33,006)	(24.84%)
6400 Federal Funds Ltd	-	-	0	0.00%
TOTAL ENDING BALANCE	(\$644,453)	(\$677,459)	(\$33,006)	(5.12%)

Oregon Business Development Department

Agency Number: 12300

Package Comparison Report - Detail
 2013-15 Biennium
 Business, Innovation, Trade

Cross Reference Number: 12300-210-00-00-00000
 Package: Fundshifts
 Pkg Group: ESS Pkg Type: 050 Pkg Number: 050

Description	Agency Request Budget (V-01)	Governor's Budget (Y-01)	Column 2 Minus Column 1	% Change from Column 1 to Column 2
	Column 1	Column 2		

REVENUE CATEGORIES

FEDERAL FUNDS REVENUE

0995 Federal Funds

6400 Federal Funds Ltd	(100,003)	(99,580)	423	0.42%
------------------------	-----------	----------	-----	-------

REVENUE CATEGORIES

6400 Federal Funds Ltd	(100,003)	(99,580)	423	0.42%
------------------------	-----------	----------	-----	-------

TOTAL REVENUE CATEGORIES	(\$100,003)	(\$99,580)	\$423	0.42%
---------------------------------	--------------------	-------------------	--------------	--------------

AVAILABLE REVENUES

6400 Federal Funds Ltd	(100,003)	(99,580)	423	0.42%
------------------------	-----------	----------	-----	-------

TOTAL AVAILABLE REVENUES	(\$100,003)	(\$99,580)	\$423	0.42%
---------------------------------	--------------------	-------------------	--------------	--------------

EXPENDITURES

PERSONAL SERVICES

SALARIES & WAGES

3110 Class/Unclass Sal. and Per Diem

3400 Other Funds Ltd	64,080	64,080	0	0.00%
----------------------	--------	--------	---	-------

6400 Federal Funds Ltd	(64,080)	(64,080)	0	0.00%
------------------------	----------	----------	---	-------

All Funds	-	-	0	0.00%
-----------	---	---	---	-------

SALARIES & WAGES

3400 Other Funds Ltd	64,080	64,080	0	0.00%
----------------------	--------	--------	---	-------

Description	Agency Request Budget (V-01)	Governor's Budget (Y-01)	Column 2 Minus Column 1	% Change from Column 1 to Column 2
	Column 1	Column 2		
6400 Federal Funds Ltd	(64,080)	(64,080)	0	0.00%
TOTAL SALARIES & WAGES	-	-	\$0	0.00%
OTHER PAYROLL EXPENSES				
3210 Empl. Rel. Bd. Assessments				
3400 Other Funds Ltd	24	24	0	0.00%
6400 Federal Funds Ltd	(24)	(24)	0	0.00%
All Funds	-	-	0	0.00%
3220 Public Employees Retire Cont				
3400 Other Funds Ltd	12,643	12,220	(423)	(3.35%)
6400 Federal Funds Ltd	(12,643)	(12,220)	423	3.35%
All Funds	-	-	0	0.00%
3230 Social Security Taxes				
3400 Other Funds Ltd	4,902	4,902	0	0.00%
6400 Federal Funds Ltd	(4,902)	(4,902)	0	0.00%
All Funds	-	-	0	0.00%
3250 Workers Comp. Assess. (WCD)				
3400 Other Funds Ltd	36	36	0	0.00%
6400 Federal Funds Ltd	(36)	(36)	0	0.00%
All Funds	-	-	0	0.00%

Oregon Business Development Department

Agency Number: 12300

Package Comparison Report - Detail
 2013-15 Biennium
 Business, Innovation, Trade

Cross Reference Number: 12300-210-00-00-00000

Package: Fundshifts

Pkg Group: ESS Pkg Type: 050 Pkg Number: 050

Description	Agency Request Budget (V-01)	Governor's Budget (Y-01)	Column 2 Minus Column 1	% Change from Column 1 to Column 2
	Column 1	Column 2		
3270 Flexible Benefits				
3400 Other Funds Ltd	18,318	18,318	0	0.00%
6400 Federal Funds Ltd	(18,318)	(18,318)	0	0.00%
All Funds	-	-	0	0.00%
OTHER PAYROLL EXPENSES				
3400 Other Funds Ltd	35,923	35,500	(423)	(1.18%)
6400 Federal Funds Ltd	(35,923)	(35,500)	423	1.18%
TOTAL OTHER PAYROLL EXPENSES	-	-	\$0	0.00%
PERSONAL SERVICES				
3400 Other Funds Ltd	100,003	99,580	(423)	(0.42%)
6400 Federal Funds Ltd	(100,003)	(99,580)	423	0.42%
TOTAL PERSONAL SERVICES	-	-	\$0	0.00%
EXPENDITURES				
3400 Other Funds Ltd	100,003	99,580	(423)	(0.42%)
6400 Federal Funds Ltd	(100,003)	(99,580)	423	0.42%
TOTAL EXPENDITURES	-	-	\$0	0.00%
ENDING BALANCE				
3400 Other Funds Ltd	(100,003)	(99,580)	423	0.42%
6400 Federal Funds Ltd	-	-	0	0.00%

Oregon Business Development Department

Agency Number: 12300

Package Comparison Report - Detail

Cross Reference Number: 12300-210-00-00-00000

2013-15 Biennium

Package: Fundshifts

Business, Innovation, Trade

Pkg Group: ESS Pkg Type: 050 Pkg Number: 050

Description	Agency Request Budget (V-01)	Governor's Budget (Y-01)	Column 2 Minus Column 1	% Change from Column 1 to Column 2
	Column 1	Column 2		
TOTAL ENDING BALANCE	(\$100,003)	(\$99,580)	\$423	0.42%

Oregon Business Development Department

Agency Number: 12300

Package Comparison Report - Detail
 2013-15 Biennium
 Business, Innovation, Trade

Cross Reference Number: 12300-210-00-00-00000
 Package: Technical Adjustments
 Pkg Group: ESS Pkg Type: 060 Pkg Number: 060

Description	Agency Request Budget (V-01)	Governor's Budget (Y-01)	Column 2 Minus Column 1	% Change from Column 1 to Column 2
	Column 1	Column 2		
EXPENDITURES				
SERVICES & SUPPLIES				
4300 Professional Services				
3400 Other Funds Ltd	700,000	700,000	0	0.00%
SERVICES & SUPPLIES				
3400 Other Funds Ltd	700,000	700,000	0	0.00%
TOTAL SERVICES & SUPPLIES	\$700,000	\$700,000	\$0	0.00%
SPECIAL PAYMENTS				
6030 Dist to Non-Gov Units				
3400 Other Funds Ltd	(700,000)	(700,000)	0	0.00%
SPECIAL PAYMENTS				
3400 Other Funds Ltd	(700,000)	(700,000)	0	0.00%
TOTAL SPECIAL PAYMENTS	(\$700,000)	(\$700,000)	\$0	0.00%
EXPENDITURES				
3400 Other Funds Ltd	-	-	0	0.00%
TOTAL EXPENDITURES	-	-	\$0	0.00%
ENDING BALANCE				
3400 Other Funds Ltd	-	-	0	0.00%
TOTAL ENDING BALANCE	-	-	\$0	0.00%

Description	Agency Request Budget (V-01)	Governor's Budget (Y-01)	Column 2 Minus Column 1	% Change from Column 1 to Column 2
	Column 1	Column 2		

REVENUE CATEGORIES

FEDERAL FUNDS REVENUE

0995 Federal Funds

6400 Federal Funds Ltd	120,000	120,000	0	0.00%
------------------------	---------	---------	---	-------

TRANSFERS IN

1040 Transfer In Lottery Proceeds

4400 Lottery Funds Ltd	68,261	-	(68,261)	(100.00%)
------------------------	--------	---	----------	-----------

TRANSFERS IN

4400 Lottery Funds Ltd	68,261	-	(68,261)	(100.00%)
------------------------	--------	---	----------	-----------

TOTAL TRANSFERS IN

	\$68,261	-	(\$68,261)	(100.00%)
--	----------	---	------------	-----------

REVENUE CATEGORIES

4400 Lottery Funds Ltd	68,261	-	(68,261)	(100.00%)
------------------------	--------	---	----------	-----------

6400 Federal Funds Ltd	120,000	120,000	0	0.00%
------------------------	---------	---------	---	-------

TOTAL REVENUE CATEGORIES

	\$188,261	\$120,000	(\$68,261)	(36.26%)
--	-----------	-----------	------------	----------

AVAILABLE REVENUES

4400 Lottery Funds Ltd	68,261	-	(68,261)	(100.00%)
------------------------	--------	---	----------	-----------

6400 Federal Funds Ltd	120,000	120,000	0	0.00%
------------------------	---------	---------	---	-------

TOTAL AVAILABLE REVENUES

	\$188,261	\$120,000	(\$68,261)	(36.26%)
--	-----------	-----------	------------	----------

EXPENDITURES

Description	Agency Request Budget (V-01)	Governor's Budget (Y-01)	Column 2 Minus Column 1	% Change from Column 1 to Column 2
	Column 1	Column 2		
SERVICES & SUPPLIES				
4275 Publicity and Publications				
4400 Lottery Funds Ltd	(22,528)	(22,528)	0	0.00%
4300 Professional Services				
4400 Lottery Funds Ltd	(92,514)	(92,514)	0	0.00%
6400 Federal Funds Ltd	120,000	120,000	0	0.00%
All Funds	27,486	27,486	0	0.00%
4675 Undistributed (S.S.)				
4400 Lottery Funds Ltd	183,303	183,303	0	0.00%
SERVICES & SUPPLIES				
4400 Lottery Funds Ltd	68,261	68,261	0	0.00%
6400 Federal Funds Ltd	120,000	120,000	0	0.00%
TOTAL SERVICES & SUPPLIES	\$188,261	\$188,261	\$0	0.00%
EXPENDITURES				
4400 Lottery Funds Ltd	68,261	68,261	0	0.00%
6400 Federal Funds Ltd	120,000	120,000	0	0.00%
TOTAL EXPENDITURES	\$188,261	\$188,261	\$0	0.00%
ENDING BALANCE				
4400 Lottery Funds Ltd	-	(68,261)	(68,261)	100.00%

Oregon Business Development Department

Agency Number: 12300

Package Comparison Report - Detail

Cross Reference Number: 12300-210-00-00-00000

2013-15 Biennium

Package: May 2012 E-Board

Business, Innovation, Trade

Pkg Group: POL Pkg Type: 080 Pkg Number: 081

Description	Agency Request Budget (V-01)	Governor's Budget (Y-01)	Column 2 Minus Column 1	% Change from Column 1 to Column 2
	Column 1	Column 2		
6400 Federal Funds Ltd	-	-	0	0.00%
TOTAL ENDING BALANCE	-	(\$68,261)	(\$68,261)	100.00%

Oregon Business Development Department

Agency Number: 12300

Package Comparison Report - Detail
 2013-15 Biennium
 Business, Innovation, Trade

Cross Reference Number: 12300-210-00-00-00000
 Package: PERS Taxation Policy
 Pkg Group: POL Pkg Type: 090 Pkg Number: 092

Description	Agency Request Budget (V-01)	Governor's Budget (Y-01)	Column 2 Minus Column 1	% Change from Column 1 to Column 2
	Column 1	Column 2		

REVENUE CATEGORIES

FEDERAL FUNDS REVENUE

0995 Federal Funds

6400 Federal Funds Ltd	-	(1,025)	(1,025)	100.00%
------------------------	---	---------	---------	---------

TRANSFERS IN

1107 Tsfr From Administrative Svcs

4400 Lottery Funds Ltd	-	(21,248)	(21,248)	100.00%
------------------------	---	----------	----------	---------

TRANSFERS IN

4400 Lottery Funds Ltd	-	(21,248)	(21,248)	100.00%
------------------------	---	----------	----------	---------

TOTAL TRANSFERS IN

-	(\$21,248)	(\$21,248)	100.00%
---	------------	------------	---------

REVENUE CATEGORIES

4400 Lottery Funds Ltd	-	(21,248)	(21,248)	100.00%
------------------------	---	----------	----------	---------

6400 Federal Funds Ltd	-	(1,025)	(1,025)	100.00%
------------------------	---	---------	---------	---------

TOTAL REVENUE CATEGORIES

-	(\$22,273)	(\$22,273)	100.00%
---	------------	------------	---------

AVAILABLE REVENUES

4400 Lottery Funds Ltd	-	(21,248)	(21,248)	100.00%
------------------------	---	----------	----------	---------

6400 Federal Funds Ltd	-	(1,025)	(1,025)	100.00%
------------------------	---	---------	---------	---------

TOTAL AVAILABLE REVENUES

-	(\$22,273)	(\$22,273)	100.00%
---	------------	------------	---------

EXPENDITURES

Description	Agency Request Budget (V-01)	Governor's Budget (Y-01)	Column 2 Minus Column 1	% Change from Column 1 to Column 2
	Column 1	Column 2		
PERSONAL SERVICES				
P.S. BUDGET ADJUSTMENTS				
3991 PERS Policy Adjustment				
4400 Lottery Funds Ltd	-	(21,248)	(21,248)	100.00%
3400 Other Funds Ltd	-	(10,271)	(10,271)	100.00%
6400 Federal Funds Ltd	-	(1,025)	(1,025)	100.00%
All Funds	-	(32,544)	(32,544)	100.00%
P.S. BUDGET ADJUSTMENTS				
4400 Lottery Funds Ltd	-	(21,248)	(21,248)	100.00%
3400 Other Funds Ltd	-	(10,271)	(10,271)	100.00%
6400 Federal Funds Ltd	-	(1,025)	(1,025)	100.00%
TOTAL P.S. BUDGET ADJUSTMENTS	-	(\$32,544)	(\$32,544)	100.00%
PERSONAL SERVICES				
4400 Lottery Funds Ltd	-	(21,248)	(21,248)	100.00%
3400 Other Funds Ltd	-	(10,271)	(10,271)	100.00%
6400 Federal Funds Ltd	-	(1,025)	(1,025)	100.00%
TOTAL PERSONAL SERVICES	-	(\$32,544)	(\$32,544)	100.00%
EXPENDITURES				
4400 Lottery Funds Ltd	-	(21,248)	(21,248)	100.00%

Oregon Business Development Department

Agency Number: 12300

Package Comparison Report - Detail
 2013-15 Biennium
 Business, Innovation, Trade

Cross Reference Number: 12300-210-00-00-00000
 Package: PERS Taxation Policy
 Pkg Group: POL Pkg Type: 090 Pkg Number: 092

Description	Agency Request Budget (V-01)	Governor's Budget (Y-01)	Column 2 Minus Column 1	% Change from Column 1 to Column 2
	Column 1	Column 2		
3400 Other Funds Ltd	-	(10,271)	(10,271)	100.00%
6400 Federal Funds Ltd	-	(1,025)	(1,025)	100.00%
TOTAL EXPENDITURES	-	(\$32,544)	(\$32,544)	100.00%
ENDING BALANCE				
4400 Lottery Funds Ltd	-	-	0	0.00%
3400 Other Funds Ltd	-	10,271	10,271	100.00%
6400 Federal Funds Ltd	-	-	0	0.00%
TOTAL ENDING BALANCE	-	\$10,271	\$10,271	100.00%

Oregon Business Development Department

Agency Number: 12300

Package Comparison Report - Detail
 2013-15 Biennium
 Business, Innovation, Trade

Cross Reference Number: 12300-210-00-00-00000
 Package: Other PERS Adjustments
 Pkg Group: POL Pkg Type: 090 Pkg Number: 093

Description	Agency Request Budget (V-01)	Governor's Budget (Y-01)	Column 2 Minus Column 1	% Change from Column 1 to Column 2
	Column 1	Column 2		

REVENUE CATEGORIES

FEDERAL FUNDS REVENUE

0995 Federal Funds

6400 Federal Funds Ltd	-	(8,202)	(8,202)	100.00%
------------------------	---	---------	---------	---------

TRANSFERS IN

1107 Tsfr From Administrative Svcs

4400 Lottery Funds Ltd	-	(169,980)	(169,980)	100.00%
------------------------	---	-----------	-----------	---------

TRANSFERS IN

4400 Lottery Funds Ltd	-	(169,980)	(169,980)	100.00%
------------------------	---	-----------	-----------	---------

TOTAL TRANSFERS IN

-	(\$169,980)	(\$169,980)	100.00%
---	-------------	-------------	---------

REVENUE CATEGORIES

4400 Lottery Funds Ltd	-	(169,980)	(169,980)	100.00%
------------------------	---	-----------	-----------	---------

6400 Federal Funds Ltd	-	(8,202)	(8,202)	100.00%
------------------------	---	---------	---------	---------

TOTAL REVENUE CATEGORIES

-	(\$178,182)	(\$178,182)	100.00%
---	-------------	-------------	---------

AVAILABLE REVENUES

4400 Lottery Funds Ltd	-	(169,980)	(169,980)	100.00%
------------------------	---	-----------	-----------	---------

6400 Federal Funds Ltd	-	(8,202)	(8,202)	100.00%
------------------------	---	---------	---------	---------

TOTAL AVAILABLE REVENUES

-	(\$178,182)	(\$178,182)	100.00%
---	-------------	-------------	---------

EXPENDITURES

Oregon Business Development Department

Agency Number: 12300

Package Comparison Report - Detail
 2013-15 Biennium
 Business, Innovation, Trade

Cross Reference Number: 12300-210-00-00-00000
 Package: Other PERS Adjustments
 Pkg Group: POL Pkg Type: 090 Pkg Number: 093

Description	Agency Request Budget (V-01)	Governor's Budget (Y-01)	Column 2 Minus Column 1	% Change from Column 1 to Column 2
	Column 1	Column 2		
PERSONAL SERVICES				
P.S. BUDGET ADJUSTMENTS				
3991 PERS Policy Adjustment				
4400 Lottery Funds Ltd	-	(169,980)	(169,980)	100.00%
3400 Other Funds Ltd	-	(82,171)	(82,171)	100.00%
6400 Federal Funds Ltd	-	(8,202)	(8,202)	100.00%
All Funds	-	(260,353)	(260,353)	100.00%
P.S. BUDGET ADJUSTMENTS				
4400 Lottery Funds Ltd	-	(169,980)	(169,980)	100.00%
3400 Other Funds Ltd	-	(82,171)	(82,171)	100.00%
6400 Federal Funds Ltd	-	(8,202)	(8,202)	100.00%
TOTAL P.S. BUDGET ADJUSTMENTS	-	(\$260,353)	(\$260,353)	100.00%
PERSONAL SERVICES				
4400 Lottery Funds Ltd	-	(169,980)	(169,980)	100.00%
3400 Other Funds Ltd	-	(82,171)	(82,171)	100.00%
6400 Federal Funds Ltd	-	(8,202)	(8,202)	100.00%
TOTAL PERSONAL SERVICES	-	(\$260,353)	(\$260,353)	100.00%
EXPENDITURES				
4400 Lottery Funds Ltd	-	(169,980)	(169,980)	100.00%

Oregon Business Development Department

Agency Number: 12300

Package Comparison Report - Detail

Cross Reference Number: 12300-210-00-00-00000

2013-15 Biennium

Package: Other PERS Adjustments

Business, Innovation, Trade

Pkg Group: POL Pkg Type: 090 Pkg Number: 093

Description	Agency Request Budget (V-01)	Governor's Budget (Y-01)	Column 2 Minus Column 1	% Change from Column 1 to Column 2
	Column 1	Column 2		
3400 Other Funds Ltd	-	(82,171)	(82,171)	100.00%
6400 Federal Funds Ltd	-	(8,202)	(8,202)	100.00%
TOTAL EXPENDITURES	-	(\$260,353)	(\$260,353)	100.00%
ENDING BALANCE				
4400 Lottery Funds Ltd	-	-	0	0.00%
3400 Other Funds Ltd	-	82,171	82,171	100.00%
6400 Federal Funds Ltd	-	-	0	0.00%
TOTAL ENDING BALANCE	-	\$82,171	\$82,171	100.00%

Oregon Business Development Department

Agency Number: 12300

Package Comparison Report - Detail
 2013-15 Biennium
 Business, Innovation, Trade

Cross Reference Number: 12300-210-00-00-00000
 Package: Oregon Innovation Council
 Pkg Group: POL Pkg Type: POL Pkg Number: 101

Description	Agency Request Budget (V-01)	Governor's Budget (Y-01)	Column 2 Minus Column 1	% Change from Column 1 to Column 2
	Column 1	Column 2		

REVENUE CATEGORIES

TRANSFERS IN

1040 Transfer In Lottery Proceeds

4400 Lottery Funds Ltd	25,000,000	-	(25,000,000)	(100.00%)
------------------------	------------	---	--------------	-----------

TRANSFERS IN

4400 Lottery Funds Ltd	25,000,000	-	(25,000,000)	(100.00%)
------------------------	------------	---	--------------	-----------

TOTAL TRANSFERS IN

\$25,000,000	-	(\$25,000,000)	(100.00%)
--------------	---	----------------	-----------

REVENUE CATEGORIES

4400 Lottery Funds Ltd	25,000,000	-	(25,000,000)	(100.00%)
------------------------	------------	---	--------------	-----------

TOTAL REVENUE CATEGORIES

\$25,000,000	-	(\$25,000,000)	(100.00%)
--------------	---	----------------	-----------

AVAILABLE REVENUES

4400 Lottery Funds Ltd	25,000,000	-	(25,000,000)	(100.00%)
------------------------	------------	---	--------------	-----------

TOTAL AVAILABLE REVENUES

\$25,000,000	-	(\$25,000,000)	(100.00%)
--------------	---	----------------	-----------

EXPENDITURES

SPECIAL PAYMENTS

6050 Dist to Non-Profit Organizations

4400 Lottery Funds Ltd	25,000,000	25,000,000	0	0.00%
------------------------	------------	------------	---	-------

SPECIAL PAYMENTS

4400 Lottery Funds Ltd	25,000,000	25,000,000	0	0.00%
------------------------	------------	------------	---	-------

Oregon Business Development Department

Agency Number: 12300

Package Comparison Report - Detail
 2013-15 Biennium
 Business, Innovation, Trade

Cross Reference Number: 12300-210-00-00-00000
 Package: Oregon Innovation Council
 Pkg Group: POL Pkg Type: POL Pkg Number: 101

Description	Agency Request Budget (V-01)	Governor's Budget (Y-01)	Column 2 Minus Column 1	% Change from Column 1 to Column 2
	Column 1	Column 2		
TOTAL SPECIAL PAYMENTS	\$25,000,000	\$25,000,000	\$0	0.00%
EXPENDITURES				
4400 Lottery Funds Ltd	25,000,000	25,000,000	0	0.00%
TOTAL EXPENDITURES	\$25,000,000	\$25,000,000	\$0	0.00%
ENDING BALANCE				
4400 Lottery Funds Ltd	-	(25,000,000)	(25,000,000)	100.00%
TOTAL ENDING BALANCE	-	(\$25,000,000)	(\$25,000,000)	100.00%

Oregon Business Development Department

Agency Number: 12300

Package Comparison Report - Detail
 2013-15 Biennium
 Business, Innovation, Trade

Cross Reference Number: 12300-210-00-00-00000
 Package: SPWF Re-capitalization
 Pkg Group: POL Pkg Type: POL Pkg Number: 102

Description	Agency Request Budget (V-01)	Governor's Budget (Y-01)	Column 2 Minus Column 1	% Change from Column 1 to Column 2
	Column 1	Column 2		

REVENUE CATEGORIES

TRANSFERS IN

1010 Transfer In - Intrafund

3400 Other Funds Ltd	438,068	438,068	0	0.00%
----------------------	---------	---------	---	-------

TRANSFERS IN

3400 Other Funds Ltd	438,068	438,068	0	0.00%
----------------------	---------	---------	---	-------

TOTAL TRANSFERS IN	\$438,068	\$438,068	\$0	0.00%
---------------------------	------------------	------------------	------------	--------------

REVENUE CATEGORIES

3400 Other Funds Ltd	438,068	438,068	0	0.00%
----------------------	---------	---------	---	-------

TOTAL REVENUE CATEGORIES	\$438,068	\$438,068	\$0	0.00%
---------------------------------	------------------	------------------	------------	--------------

AVAILABLE REVENUES

3400 Other Funds Ltd	438,068	438,068	0	0.00%
----------------------	---------	---------	---	-------

TOTAL AVAILABLE REVENUES	\$438,068	\$438,068	\$0	0.00%
---------------------------------	------------------	------------------	------------	--------------

EXPENDITURES

PERSONAL SERVICES

SALARIES & WAGES

3110 Class/Unclass Sal. and Per Diem

3400 Other Funds Ltd	294,432	294,432	0	0.00%
----------------------	---------	---------	---	-------

SALARIES & WAGES

Oregon Business Development Department

Agency Number: 12300

Package Comparison Report - Detail
 2013-15 Biennium
 Business, Innovation, Trade

Cross Reference Number: 12300-210-00-00-00000
 Package: SPWF Re-capitalization
 Pkg Group: POL Pkg Type: POL Pkg Number: 102

Description	Agency Request Budget (V-01)	Governor's Budget (Y-01)	Column 2 Minus Column 1	% Change from Column 1 to Column 2
	Column 1	Column 2		
3400 Other Funds Ltd	294,432	294,432	0	0.00%
TOTAL SALARIES & WAGES	\$294,432	\$294,432	\$0	0.00%
OTHER PAYROLL EXPENSES				
3210 Empl. Rel. Bd. Assessments				
3400 Other Funds Ltd	80	80	0	0.00%
3220 Public Employees Retire Cont				
3400 Other Funds Ltd	58,092	56,148	(1,944)	(3.35%)
3230 Social Security Taxes				
3400 Other Funds Ltd	22,524	22,524	0	0.00%
3250 Workers Comp. Assess. (WCD)				
3400 Other Funds Ltd	118	118	0	0.00%
3260 Mass Transit Tax				
3400 Other Funds Ltd	1,766	1,766	0	0.00%
3270 Flexible Benefits				
3400 Other Funds Ltd	61,056	61,056	0	0.00%
OTHER PAYROLL EXPENSES				
3400 Other Funds Ltd	143,636	141,692	(1,944)	(1.35%)
TOTAL OTHER PAYROLL EXPENSES	\$143,636	\$141,692	(\$1,944)	(1.35%)
P.S. BUDGET ADJUSTMENTS				

Oregon Business Development Department

Agency Number: 12300

Package Comparison Report - Detail
 2013-15 Biennium
 Business, Innovation, Trade

Cross Reference Number: 12300-210-00-00-00000
 Package: SPWF Re-capitalization
 Pkg Group: POL Pkg Type: POL Pkg Number: 102

Description	Agency Request Budget (V-01)	Governor's Budget (Y-01)	Column 2 Minus Column 1	% Change from Column 1 to Column 2
	Column 1	Column 2		
3465 Reconciliation Adjustment				
3400 Other Funds Ltd	-	1	1	100.00%
P.S. BUDGET ADJUSTMENTS				
3400 Other Funds Ltd	-	1	1	100.00%
TOTAL P.S. BUDGET ADJUSTMENTS	-	\$1	\$1	100.00%
PERSONAL SERVICES				
3400 Other Funds Ltd	438,068	436,125	(1,943)	(0.44%)
TOTAL PERSONAL SERVICES	\$438,068	\$436,125	(\$1,943)	(0.44%)
EXPENDITURES				
3400 Other Funds Ltd	438,068	436,125	(1,943)	(0.44%)
TOTAL EXPENDITURES	\$438,068	\$436,125	(\$1,943)	(0.44%)
ENDING BALANCE				
3400 Other Funds Ltd	-	1,943	1,943	100.00%
TOTAL ENDING BALANCE	-	\$1,943	\$1,943	100.00%
AUTHORIZED POSITIONS				
8150 Class/Unclass Positions	2	2	0	0.00%
AUTHORIZED FTE				
8250 Class/Unclass FTE Positions	2.00	2.00	0.00	0.00%

Package Comparison Report - Detail
 2013-15 Biennium
 Business, Innovation, Trade

Cross Reference Number: 12300-210-00-00-00000
 Package: Industry Competitiveness
 Pkg Group: POL Pkg Type: POL Pkg Number: 103

Description	Agency Request Budget (V-01)	Governor's Budget (Y-01)	Column 2 Minus Column 1	% Change from Column 1 to Column 2
	Column 1	Column 2		

REVENUE CATEGORIES

TRANSFERS IN

1040 Transfer In Lottery Proceeds

4400 Lottery Funds Ltd	2,675,000	-	(2,675,000)	(100.00%)
------------------------	-----------	---	-------------	-----------

TRANSFERS IN

4400 Lottery Funds Ltd	2,675,000	-	(2,675,000)	(100.00%)
------------------------	-----------	---	-------------	-----------

TOTAL TRANSFERS IN	\$2,675,000	-	(\$2,675,000)	(100.00%)
---------------------------	--------------------	----------	----------------------	------------------

REVENUE CATEGORIES

4400 Lottery Funds Ltd	2,675,000	-	(2,675,000)	(100.00%)
------------------------	-----------	---	-------------	-----------

TOTAL REVENUE CATEGORIES	\$2,675,000	-	(\$2,675,000)	(100.00%)
---------------------------------	--------------------	----------	----------------------	------------------

AVAILABLE REVENUES

4400 Lottery Funds Ltd	2,675,000	-	(2,675,000)	(100.00%)
------------------------	-----------	---	-------------	-----------

TOTAL AVAILABLE REVENUES	\$2,675,000	-	(\$2,675,000)	(100.00%)
---------------------------------	--------------------	----------	----------------------	------------------

EXPENDITURES

SPECIAL PAYMENTS

6050 Dist to Non-Profit Organizations

4400 Lottery Funds Ltd	2,675,000	2,050,000	(625,000)	(23.36%)
------------------------	-----------	-----------	-----------	----------

SPECIAL PAYMENTS

4400 Lottery Funds Ltd	2,675,000	2,050,000	(625,000)	(23.36%)
------------------------	-----------	-----------	-----------	----------

Package Comparison Report - Detail
 2013-15 Biennium
 Business, Innovation, Trade

Cross Reference Number: 12300-210-00-00-00000
 Package: Industry Competitiveness
 Pkg Group: POL Pkg Type: POL Pkg Number: 103

Description	Agency Request Budget (V-01)	Governor's Budget (Y-01)	Column 2 Minus Column 1	% Change from Column 1 to Column 2
	Column 1	Column 2		
TOTAL SPECIAL PAYMENTS	\$2,675,000	\$2,050,000	(\$625,000)	(23.36%)
EXPENDITURES				
4400 Lottery Funds Ltd	2,675,000	2,050,000	(625,000)	(23.36%)
TOTAL EXPENDITURES	\$2,675,000	\$2,050,000	(\$625,000)	(23.36%)
ENDING BALANCE				
4400 Lottery Funds Ltd	-	(2,050,000)	(2,050,000)	100.00%
TOTAL ENDING BALANCE	-	(\$2,050,000)	(\$2,050,000)	100.00%

Oregon Business Development Department

Agency Number: 12300

Package Comparison Report - Detail
 2013-15 Biennium
 Business, Innovation, Trade

Cross Reference Number: 12300-210-00-00-00000
 Package: Strategic Reserve Fund
 Pkg Group: POL Pkg Type: POL Pkg Number: 104

Description	Agency Request Budget (V-01)	Governor's Budget (Y-01)	Column 2 Minus Column 1	% Change from Column 1 to Column 2
	Column 1	Column 2		

REVENUE CATEGORIES

TRANSFERS IN

1040 Transfer In Lottery Proceeds

4400 Lottery Funds Ltd	26,500,000	-	(26,500,000)	(100.00%)
------------------------	------------	---	--------------	-----------

TRANSFERS IN

4400 Lottery Funds Ltd	26,500,000	-	(26,500,000)	(100.00%)
------------------------	------------	---	--------------	-----------

TOTAL TRANSFERS IN	\$26,500,000	-	(\$26,500,000)	(100.00%)
---------------------------	---------------------	----------	-----------------------	------------------

REVENUE CATEGORIES

4400 Lottery Funds Ltd	26,500,000	-	(26,500,000)	(100.00%)
------------------------	------------	---	--------------	-----------

TOTAL REVENUE CATEGORIES	\$26,500,000	-	(\$26,500,000)	(100.00%)
---------------------------------	---------------------	----------	-----------------------	------------------

AVAILABLE REVENUES

4400 Lottery Funds Ltd	26,500,000	-	(26,500,000)	(100.00%)
------------------------	------------	---	--------------	-----------

TOTAL AVAILABLE REVENUES	\$26,500,000	-	(\$26,500,000)	(100.00%)
---------------------------------	---------------------	----------	-----------------------	------------------

EXPENDITURES

SPECIAL PAYMENTS

6080 Loans Made - Other

4400 Lottery Funds Ltd	26,500,000	-	(26,500,000)	(100.00%)
------------------------	------------	---	--------------	-----------

6085 Other Special Payments

4400 Lottery Funds Ltd	-	10,500,000	10,500,000	100.00%
------------------------	---	------------	------------	---------

Oregon Business Development Department

Agency Number: 12300

Package Comparison Report - Detail

Cross Reference Number: 12300-210-00-00-00000

2013-15 Biennium

Package: Strategic Reserve Fund

Business, Innovation, Trade

Pkg Group: POL Pkg Type: POL Pkg Number: 104

Description	Agency Request Budget (V-01)	Governor's Budget (Y-01)	Column 2 Minus Column 1	% Change from Column 1 to Column 2
	Column 1	Column 2		
SPECIAL PAYMENTS				
4400 Lottery Funds Ltd	26,500,000	10,500,000	(16,000,000)	(60.38%)
TOTAL SPECIAL PAYMENTS	\$26,500,000	\$10,500,000	(\$16,000,000)	(60.38%)
EXPENDITURES				
4400 Lottery Funds Ltd	26,500,000	10,500,000	(16,000,000)	(60.38%)
TOTAL EXPENDITURES	\$26,500,000	\$10,500,000	(\$16,000,000)	(60.38%)
ENDING BALANCE				
4400 Lottery Funds Ltd	-	(10,500,000)	(10,500,000)	100.00%
TOTAL ENDING BALANCE	-	(\$10,500,000)	(\$10,500,000)	100.00%

Description	Agency Request Budget (V-01)	Governor's Budget (Y-01)	Column 2 Minus Column 1	% Change from Column 1 to Column 2
	Column 1	Column 2		

REVENUE CATEGORIES

TRANSFERS IN

1040 Transfer In Lottery Proceeds

4400 Lottery Funds Ltd	800,000	-	(800,000)	(100.00%)
------------------------	---------	---	-----------	-----------

TRANSFERS IN

4400 Lottery Funds Ltd	800,000	-	(800,000)	(100.00%)
------------------------	---------	---	-----------	-----------

TOTAL TRANSFERS IN

\$800,000	-	(\$800,000)	(100.00%)
------------------	----------	--------------------	------------------

REVENUE CATEGORIES

4400 Lottery Funds Ltd	800,000	-	(800,000)	(100.00%)
------------------------	---------	---	-----------	-----------

TOTAL REVENUE CATEGORIES

\$800,000	-	(\$800,000)	(100.00%)
------------------	----------	--------------------	------------------

AVAILABLE REVENUES

4400 Lottery Funds Ltd	800,000	-	(800,000)	(100.00%)
------------------------	---------	---	-----------	-----------

TOTAL AVAILABLE REVENUES

\$800,000	-	(\$800,000)	(100.00%)
------------------	----------	--------------------	------------------

EXPENDITURES

PERSONAL SERVICES

SALARIES & WAGES

3110 Class/Unclass Sal. and Per Diem

4400 Lottery Funds Ltd	76,272	76,272	0	0.00%
------------------------	--------	--------	---	-------

SALARIES & WAGES

Oregon Business Development Department

Agency Number: 12300

Package Comparison Report - Detail
 2013-15 Biennium
 Business, Innovation, Trade

Cross Reference Number: 12300-210-00-00-00000
 Package: Industrial Land Readiness and Site Certification
 Pkg Group: POL Pkg Type: POL Pkg Number: 105

Description	Agency Request Budget (V-01)	Governor's Budget (Y-01)	Column 2 Minus Column 1	% Change from Column 1 to Column 2
	Column 1	Column 2		
4400 Lottery Funds Ltd	76,272	76,272	0	0.00%
TOTAL SALARIES & WAGES	\$76,272	\$76,272	\$0	0.00%
OTHER PAYROLL EXPENSES				
3210 Empl. Rel. Bd. Assessments				
4400 Lottery Funds Ltd	40	40	0	0.00%
3220 Public Employees Retire Cont				
4400 Lottery Funds Ltd	15,048	14,545	(503)	(3.34%)
3230 Social Security Taxes				
4400 Lottery Funds Ltd	5,835	5,835	0	0.00%
3250 Workers Comp. Assess. (WCD)				
4400 Lottery Funds Ltd	59	59	0	0.00%
3260 Mass Transit Tax				
4400 Lottery Funds Ltd	458	458	0	0.00%
3270 Flexible Benefits				
4400 Lottery Funds Ltd	30,528	30,528	0	0.00%
OTHER PAYROLL EXPENSES				
4400 Lottery Funds Ltd	51,968	51,465	(503)	(0.97%)
TOTAL OTHER PAYROLL EXPENSES	\$51,968	\$51,465	(\$503)	(0.97%)
PERSONAL SERVICES				

Package Comparison Report - Detail
 2013-15 Biennium
 Business, Innovation, Trade

Cross Reference Number: 12300-210-00-00-00000
 Package: Industrial Land Readiness and Site Certification
 Pkg Group: POL Pkg Type: POL Pkg Number: 105

Description	Agency Request Budget (V-01)	Governor's Budget (Y-01)	Column 2 Minus Column 1	% Change from Column 1 to Column 2
	Column 1	Column 2		
4400 Lottery Funds Ltd	128,240	127,737	(503)	(0.39%)
TOTAL PERSONAL SERVICES	\$128,240	\$127,737	(\$503)	(0.39%)
SERVICES & SUPPLIES				
4100 Instate Travel				
4400 Lottery Funds Ltd	16,000	-	(16,000)	(100.00%)
4175 Office Expenses				
4400 Lottery Funds Ltd	760	-	(760)	(100.00%)
4200 Telecommunications				
4400 Lottery Funds Ltd	2,500	-	(2,500)	(100.00%)
4250 Data Processing				
4400 Lottery Funds Ltd	3,500	-	(3,500)	(100.00%)
4275 Publicity and Publications				
4400 Lottery Funds Ltd	7,000	-	(7,000)	(100.00%)
4300 Professional Services				
4400 Lottery Funds Ltd	634,000	-	(634,000)	(100.00%)
4325 Attorney General				
4400 Lottery Funds Ltd	7,000	-	(7,000)	(100.00%)
4375 Employee Recruitment and Develop				
4400 Lottery Funds Ltd	1,000	-	(1,000)	(100.00%)

Oregon Business Development Department

Agency Number: 12300

Package Comparison Report - Detail
 2013-15 Biennium
 Business, Innovation, Trade

Cross Reference Number: 12300-210-00-00-00000
 Package: Industrial Land Readiness and Site Certification
 Pkg Group: POL Pkg Type: POL Pkg Number: 105

Description	Agency Request Budget (V-01)	Governor's Budget (Y-01)	Column 2 Minus Column 1	% Change from Column 1 to Column 2
	Column 1	Column 2		
SERVICES & SUPPLIES				
4400 Lottery Funds Ltd	671,760	-	(671,760)	(100.00%)
TOTAL SERVICES & SUPPLIES	\$671,760	-	(\$671,760)	(100.00%)
EXPENDITURES				
4400 Lottery Funds Ltd	800,000	127,737	(672,263)	(84.03%)
TOTAL EXPENDITURES	\$800,000	\$127,737	(\$672,263)	(84.03%)
ENDING BALANCE				
4400 Lottery Funds Ltd	-	(127,737)	(127,737)	100.00%
TOTAL ENDING BALANCE	-	(\$127,737)	(\$127,737)	100.00%
AUTHORIZED POSITIONS				
8150 Class/Unclass Positions	1	1	0	0.00%
AUTHORIZED FTE				
8250 Class/Unclass FTE Positions	1.00	1.00	0.00	0.00%

Description	Agency Request Budget (V-01)	Governor's Budget (Y-01)	Column 2 Minus Column 1	% Change from Column 1 to Column 2
	Column 1	Column 2		

EXPENDITURES

PERSONAL SERVICES

SALARIES & WAGES

3110 Class/Unclass Sal. and Per Diem

3400 Other Funds Ltd	83,664	83,664	0	0.00%
----------------------	--------	--------	---	-------

SALARIES & WAGES

3400 Other Funds Ltd	83,664	83,664	0	0.00%
----------------------	--------	--------	---	-------

TOTAL SALARIES & WAGES	\$83,664	\$83,664	\$0	0.00%
-----------------------------------	-----------------	-----------------	------------	--------------

OTHER PAYROLL EXPENSES

3210 Empl. Rel. Bd. Assessments

3400 Other Funds Ltd	40	40	0	0.00%
----------------------	----	----	---	-------

3220 Public Employees Retire Cont

3400 Other Funds Ltd	16,507	15,955	(552)	(3.34%)
----------------------	--------	--------	-------	---------

3230 Social Security Taxes

3400 Other Funds Ltd	6,400	6,400	0	0.00%
----------------------	-------	-------	---	-------

3250 Workers Comp. Assess. (WCD)

3400 Other Funds Ltd	59	59	0	0.00%
----------------------	----	----	---	-------

3260 Mass Transit Tax

3400 Other Funds Ltd	501	501	0	0.00%
----------------------	-----	-----	---	-------

Oregon Business Development Department

Agency Number: 12300

Package Comparison Report - Detail
 2013-15 Biennium
 Business, Innovation, Trade

Cross Reference Number: 12300-210-00-00-00000

Package: OMWESB

Pkg Group: POL Pkg Type: POL Pkg Number: 106

Description	Agency Request Budget (V-01)	Governor's Budget (Y-01)	Column 2 Minus Column 1	% Change from Column 1 to Column 2
	Column 1	Column 2		
3270 Flexible Benefits				
3400 Other Funds Ltd	30,528	30,528	0	0.00%
OTHER PAYROLL EXPENSES				
3400 Other Funds Ltd	54,035	53,483	(552)	(1.02%)
TOTAL OTHER PAYROLL EXPENSES	\$54,035	\$53,483	(\$552)	(1.02%)
PERSONAL SERVICES				
3400 Other Funds Ltd	137,699	137,147	(552)	(0.40%)
TOTAL PERSONAL SERVICES	\$137,699	\$137,147	(\$552)	(0.40%)
SERVICES & SUPPLIES				
4150 Employee Training				
3400 Other Funds Ltd	20,000	20,000	0	0.00%
4250 Data Processing				
3400 Other Funds Ltd	100,000	100,000	0	0.00%
4315 IT Professional Services				
3400 Other Funds Ltd	50,000	50,000	0	0.00%
4350 Dispute Resolution Services				
3400 Other Funds Ltd	225,000	225,000	0	0.00%
SERVICES & SUPPLIES				
3400 Other Funds Ltd	395,000	395,000	0	0.00%

Oregon Business Development Department

Agency Number: 12300

Package Comparison Report - Detail

Cross Reference Number: 12300-210-00-00-00000

2013-15 Biennium

Package: OMWESB

Business, Innovation, Trade

Pkg Group: POL Pkg Type: POL Pkg Number: 106

Description	Agency Request Budget (V-01)	Governor's Budget (Y-01)	Column 2 Minus Column 1	% Change from Column 1 to Column 2
	Column 1	Column 2		
TOTAL SERVICES & SUPPLIES	\$395,000	\$395,000	\$0	0.00%
EXPENDITURES				
3400 Other Funds Ltd	532,699	532,147	(552)	(0.10%)
TOTAL EXPENDITURES	\$532,699	\$532,147	(\$552)	(0.10%)
ENDING BALANCE				
3400 Other Funds Ltd	(532,699)	(532,147)	552	0.10%
TOTAL ENDING BALANCE	(\$532,699)	(\$532,147)	\$552	0.10%
AUTHORIZED POSITIONS				
8150 Class/Unclass Positions	1	1	0	0.00%
AUTHORIZED FTE				
8250 Class/Unclass FTE Positions	1.00	1.00	0.00	0.00%

Oregon Business Development Department

Agency Number: 12300

Package Comparison Report - Detail

Cross Reference Number: 12300-210-00-00-00000

2013-15 Biennium

Package: Brownfields Recapitalization

Business, Innovation, Trade

Pkg Group: POL Pkg Type: POL Pkg Number: 107

Description	Agency Request Budget (V-01)	Governor's Budget (Y-01)	Column 2 Minus Column 1	% Change from Column 1 to Column 2
	Column 1	Column 2		

REVENUE CATEGORIES

BOND SALES

0565 Lottery Bonds

3200 Other Funds Non-Ltd	10,000,000	-	(10,000,000)	(100.00%)
3400 Other Funds Ltd	241,995	-	(241,995)	(100.00%)
All Funds	10,241,995	-	(10,241,995)	(100.00%)

REVENUE CATEGORIES

3200 Other Funds Non-Ltd	10,000,000	-	(10,000,000)	(100.00%)
3400 Other Funds Ltd	241,995	-	(241,995)	(100.00%)

TOTAL REVENUE CATEGORIES	\$10,241,995	-	(\$10,241,995)	(100.00%)
---------------------------------	---------------------	----------	-----------------------	------------------

AVAILABLE REVENUES

3200 Other Funds Non-Ltd	10,000,000	-	(10,000,000)	(100.00%)
3400 Other Funds Ltd	241,995	-	(241,995)	(100.00%)

TOTAL AVAILABLE REVENUES	\$10,241,995	-	(\$10,241,995)	(100.00%)
---------------------------------	---------------------	----------	-----------------------	------------------

EXPENDITURES

SERVICES & SUPPLIES

4650 Other Services and Supplies

3400 Other Funds Ltd	241,995	-	(241,995)	(100.00%)
----------------------	---------	---	-----------	-----------

SERVICES & SUPPLIES

Oregon Business Development Department

Agency Number: 12300

Package Comparison Report - Detail
 2013-15 Biennium
 Business, Innovation, Trade

Cross Reference Number: 12300-210-00-00-00000
 Package: Brownfields Recapitalization
 Pkg Group: POL Pkg Type: POL Pkg Number: 107

Description	Agency Request Budget (V-01)	Governor's Budget (Y-01)	Column 2 Minus Column 1	% Change from Column 1 to Column 2
	Column 1	Column 2		
3400 Other Funds Ltd	241,995	-	(241,995)	(100.00%)
TOTAL SERVICES & SUPPLIES	\$241,995	-	(\$241,995)	(100.00%)
SPECIAL PAYMENTS				
6080 Loans Made - Other				
3200 Other Funds Non-Ltd	7,500,000	-	(7,500,000)	(100.00%)
6085 Other Special Payments				
3200 Other Funds Non-Ltd	2,500,000	-	(2,500,000)	(100.00%)
SPECIAL PAYMENTS				
3200 Other Funds Non-Ltd	10,000,000	-	(10,000,000)	(100.00%)
TOTAL SPECIAL PAYMENTS	\$10,000,000	-	(\$10,000,000)	(100.00%)
EXPENDITURES				
3200 Other Funds Non-Ltd	10,000,000	-	(10,000,000)	(100.00%)
3400 Other Funds Ltd	241,995	-	(241,995)	(100.00%)
TOTAL EXPENDITURES	\$10,241,995	-	(\$10,241,995)	(100.00%)
ENDING BALANCE				
3200 Other Funds Non-Ltd	-	-	0	0.00%
3400 Other Funds Ltd	-	-	0	0.00%
TOTAL ENDING BALANCE	-	-	\$0	0.00%

Oregon Business Development Department

Agency Number: 12300

Package Comparison Report - Detail
 2013-15 Biennium
 Infrastructure Financing Authority

Cross Reference Number: 12300-300-00-00-00000
 Package: Non-PICS Psnl Svc / Vacancy Factor
 Pkg Group: ESS Pkg Type: 010 Pkg Number: 010

Description	Agency Request Budget (V-01)	Governor's Budget (Y-01)	Column 2 Minus Column 1	% Change from Column 1 to Column 2
	Column 1	Column 2		

REVENUE CATEGORIES

FEDERAL FUNDS REVENUE

0995 Federal Funds

6400 Federal Funds Ltd	698	698	0	0.00%
------------------------	-----	-----	---	-------

REVENUE CATEGORIES

6400 Federal Funds Ltd	698	698	0	0.00%
------------------------	-----	-----	---	-------

TOTAL REVENUE CATEGORIES	\$698	\$698	\$0	0.00%
---------------------------------	--------------	--------------	------------	--------------

AVAILABLE REVENUES

6400 Federal Funds Ltd	698	698	0	0.00%
------------------------	-----	-----	---	-------

TOTAL AVAILABLE REVENUES	\$698	\$698	\$0	0.00%
---------------------------------	--------------	--------------	------------	--------------

EXPENDITURES

PERSONAL SERVICES

OTHER PAYROLL EXPENSES

3221 Pension Obligation Bond

3400 Other Funds Ltd	17,238	17,238	0	0.00%
----------------------	--------	--------	---	-------

6400 Federal Funds Ltd	5,602	5,602	0	0.00%
------------------------	-------	-------	---	-------

All Funds	22,840	22,840	0	0.00%
-----------	--------	--------	---	-------

3240 Unemployment Assessments

3400 Other Funds Ltd	2,057	2,057	0	0.00%
----------------------	-------	-------	---	-------

Oregon Business Development Department

Agency Number: 12300

Package Comparison Report - Detail
 2013-15 Biennium
 Infrastructure Financing Authority

Cross Reference Number: 12300-300-00-00-00000
 Package: Non-PICS Psnl Svc / Vacancy Factor
 Pkg Group: ESS Pkg Type: 010 Pkg Number: 010

Description	Agency Request Budget (V-01)	Governor's Budget (Y-01)	Column 2 Minus Column 1	% Change from Column 1 to Column 2
	Column 1	Column 2		
3260 Mass Transit Tax				
3400 Other Funds Ltd	(1,117)	(1,117)	0	0.00%
OTHER PAYROLL EXPENSES				
3400 Other Funds Ltd	18,178	18,178	0	0.00%
6400 Federal Funds Ltd	5,602	5,602	0	0.00%
TOTAL OTHER PAYROLL EXPENSES	\$23,780	\$23,780	\$0	0.00%
P.S. BUDGET ADJUSTMENTS				
3455 Vacancy Savings				
3400 Other Funds Ltd	48,626	48,626	0	0.00%
6400 Federal Funds Ltd	(4,904)	(4,904)	0	0.00%
All Funds	43,722	43,722	0	0.00%
P.S. BUDGET ADJUSTMENTS				
3400 Other Funds Ltd	48,626	48,626	0	0.00%
6400 Federal Funds Ltd	(4,904)	(4,904)	0	0.00%
TOTAL P.S. BUDGET ADJUSTMENTS	\$43,722	\$43,722	\$0	0.00%
PERSONAL SERVICES				
3400 Other Funds Ltd	66,804	66,804	0	0.00%
6400 Federal Funds Ltd	698	698	0	0.00%
TOTAL PERSONAL SERVICES	\$67,502	\$67,502	\$0	0.00%

Oregon Business Development Department

Agency Number: 12300

Package Comparison Report - Detail
 2013-15 Biennium
 Infrastructure Financing Authority

Cross Reference Number: 12300-300-00-00-00000
 Package: Non-PICS Psnl Svc / Vacancy Factor
 Pkg Group: ESS Pkg Type: 010 Pkg Number: 010

Description	Agency Request Budget (V-01)	Governor's Budget (Y-01)	Column 2 Minus Column 1	% Change from Column 1 to Column 2
	Column 1	Column 2		
EXPENDITURES				
3400 Other Funds Ltd	66,804	66,804	0	0.00%
6400 Federal Funds Ltd	698	698	0	0.00%
TOTAL EXPENDITURES	\$67,502	\$67,502	\$0	0.00%
ENDING BALANCE				
3400 Other Funds Ltd	(66,804)	(66,804)	0	0.00%
6400 Federal Funds Ltd	-	-	0	0.00%
TOTAL ENDING BALANCE	(\$66,804)	(\$66,804)	\$0	0.00%

Oregon Business Development Department

Agency Number: 12300

Package Comparison Report - Detail
 2013-15 Biennium
 Infrastructure Financing Authority

Cross Reference Number: 12300-300-00-00-00000
 Package: Phase-out Pgm & One-time Costs
 Pkg Group: ESS Pkg Type: 020 Pkg Number: 022

Description	Agency Request Budget (V-01)	Governor's Budget (Y-01)	Column 2 Minus Column 1	% Change from Column 1 to Column 2
	Column 1	Column 2		

REVENUE CATEGORIES

BOND SALES

0565 Lottery Bonds

3400 Other Funds Ltd	(106,207)	(106,207)	0	0.00%
----------------------	-----------	-----------	---	-------

BOND SALES

3400 Other Funds Ltd	(106,207)	(106,207)	0	0.00%
----------------------	-----------	-----------	---	-------

TOTAL BOND SALES	(\$106,207)	(\$106,207)	\$0	0.00%
-------------------------	--------------------	--------------------	------------	--------------

FEDERAL FUNDS REVENUE

0995 Federal Funds

6400 Federal Funds Ltd	(50,000)	(50,000)	0	0.00%
------------------------	----------	----------	---	-------

REVENUE CATEGORIES

3400 Other Funds Ltd	(106,207)	(106,207)	0	0.00%
----------------------	-----------	-----------	---	-------

6400 Federal Funds Ltd	(50,000)	(50,000)	0	0.00%
------------------------	----------	----------	---	-------

TOTAL REVENUE CATEGORIES	(\$156,207)	(\$156,207)	\$0	0.00%
---------------------------------	--------------------	--------------------	------------	--------------

AVAILABLE REVENUES

3400 Other Funds Ltd	(106,207)	(106,207)	0	0.00%
----------------------	-----------	-----------	---	-------

6400 Federal Funds Ltd	(50,000)	(50,000)	0	0.00%
------------------------	----------	----------	---	-------

TOTAL AVAILABLE REVENUES	(\$156,207)	(\$156,207)	\$0	0.00%
---------------------------------	--------------------	--------------------	------------	--------------

EXPENDITURES

Oregon Business Development Department

Agency Number: 12300

Package Comparison Report - Detail
 2013-15 Biennium
 Infrastructure Financing Authority

Cross Reference Number: 12300-300-00-00-00000
 Package: Phase-out Pgm & One-time Costs
 Pkg Group: ESS Pkg Type: 020 Pkg Number: 022

Description	Agency Request Budget (V-01)	Governor's Budget (Y-01)	Column 2 Minus Column 1	% Change from Column 1 to Column 2
	Column 1	Column 2		
SERVICES & SUPPLIES				
4100 Instate Travel				
6400 Federal Funds Ltd	(50,000)	(50,000)	0	0.00%
4650 Other Services and Supplies				
3400 Other Funds Ltd	(106,207)	(106,207)	0	0.00%
SERVICES & SUPPLIES				
3400 Other Funds Ltd	(106,207)	(106,207)	0	0.00%
6400 Federal Funds Ltd	(50,000)	(50,000)	0	0.00%
TOTAL SERVICES & SUPPLIES	(\$156,207)	(\$156,207)	\$0	0.00%
EXPENDITURES				
3400 Other Funds Ltd	(106,207)	(106,207)	0	0.00%
6400 Federal Funds Ltd	(50,000)	(50,000)	0	0.00%
TOTAL EXPENDITURES	(\$156,207)	(\$156,207)	\$0	0.00%
ENDING BALANCE				
3400 Other Funds Ltd	-	-	0	0.00%
6400 Federal Funds Ltd	-	-	0	0.00%
TOTAL ENDING BALANCE	-	-	\$0	0.00%

Description	Agency Request Budget (V-01)	Governor's Budget (Y-01)	Column 2 Minus Column 1	% Change from Column 1 to Column 2
	Column 1	Column 2		

REVENUE CATEGORIES

FEDERAL FUNDS REVENUE

0995 Federal Funds

6400 Federal Funds Ltd	657,074	657,074	0	0.00%
------------------------	---------	---------	---	-------

REVENUE CATEGORIES

6400 Federal Funds Ltd	657,074	657,074	0	0.00%
------------------------	---------	---------	---	-------

TOTAL REVENUE CATEGORIES	\$657,074	\$657,074	\$0	0.00%
---------------------------------	------------------	------------------	------------	--------------

AVAILABLE REVENUES

6400 Federal Funds Ltd	657,074	657,074	0	0.00%
------------------------	---------	---------	---	-------

TOTAL AVAILABLE REVENUES	\$657,074	\$657,074	\$0	0.00%
---------------------------------	------------------	------------------	------------	--------------

EXPENDITURES

SERVICES & SUPPLIES

4100 Instate Travel

3400 Other Funds Ltd	3,190	3,190	0	0.00%
----------------------	-------	-------	---	-------

6400 Federal Funds Ltd	936	936	0	0.00%
------------------------	-----	-----	---	-------

All Funds	4,126	4,126	0	0.00%
-----------	-------	-------	---	-------

4125 Out of State Travel

3400 Other Funds Ltd	1,024	1,024	0	0.00%
----------------------	-------	-------	---	-------

6400 Federal Funds Ltd	642	642	0	0.00%
------------------------	-----	-----	---	-------

Oregon Business Development Department

Agency Number: 12300

**Package Comparison Report - Detail
2013-15 Biennium
Infrastructure Financing Authority**

**Cross Reference Number: 12300-300-00-00-00000
Package: Standard Inflation
Pkg Group: ESS Pkg Type: 030 Pkg Number: 031**

Description	Agency Request Budget (V-01)	Governor's Budget (Y-01)	Column 2 Minus Column 1	% Change from Column 1 to Column 2
	Column 1	Column 2		
All Funds	1,666	1,666	0	0.00%
4150 Employee Training				
3400 Other Funds Ltd	909	909	0	0.00%
6400 Federal Funds Ltd	316	316	0	0.00%
All Funds	1,225	1,225	0	0.00%
4175 Office Expenses				
3400 Other Funds Ltd	1,152	1,152	0	0.00%
6400 Federal Funds Ltd	943	943	0	0.00%
All Funds	2,095	2,095	0	0.00%
4200 Telecommunications				
3400 Other Funds Ltd	1,268	(25,322)	(26,590)	(2,097.00%)
6400 Federal Funds Ltd	38	38	0	0.00%
All Funds	1,306	(25,284)	(26,590)	(2,035.99%)
4225 State Gov. Service Charges				
3200 Other Funds Non-Ltd	(25,521)	(25,521)	0	0.00%
3400 Other Funds Ltd	37,709	41,322	3,613	9.58%
All Funds	12,188	15,801	3,613	29.64%
4250 Data Processing				
3400 Other Funds Ltd	283	78,614	78,331	27,678.80%

Oregon Business Development Department

Agency Number: 12300

Package Comparison Report - Detail
 2013-15 Biennium
 Infrastructure Financing Authority

Cross Reference Number: 12300-300-00-00-00000
 Package: Standard Inflation
 Pkg Group: ESS Pkg Type: 030 Pkg Number: 031

Description	Agency Request Budget (V-01)	Governor's Budget (Y-01)	Column 2 Minus Column 1	% Change from Column 1 to Column 2
	Column 1	Column 2		
6400 Federal Funds Ltd	87	87	0	0.00%
All Funds	370	78,701	78,331	21,170.54%
4275 Publicity and Publications				
3400 Other Funds Ltd	490	490	0	0.00%
6400 Federal Funds Ltd	864	864	0	0.00%
All Funds	1,354	1,354	0	0.00%
4300 Professional Services				
3400 Other Funds Ltd	13,544	13,544	0	0.00%
6400 Federal Funds Ltd	5,846	5,846	0	0.00%
All Funds	19,390	19,390	0	0.00%
4315 IT Professional Services				
3400 Other Funds Ltd	56	56	0	0.00%
4325 Attorney General				
3400 Other Funds Ltd	9,334	9,334	0	0.00%
6400 Federal Funds Ltd	1,058	1,058	0	0.00%
All Funds	10,392	10,392	0	0.00%
4375 Employee Recruitment and Develop				
3400 Other Funds Ltd	155	155	0	0.00%
6400 Federal Funds Ltd	120	120	0	0.00%

Description	Agency Request Budget (V-01)	Governor's Budget (Y-01)	Column 2 Minus Column 1	% Change from Column 1 to Column 2
	Column 1	Column 2		
All Funds	275	275	0	0.00%
4400 Dues and Subscriptions				
3400 Other Funds Ltd	954	954	0	0.00%
6400 Federal Funds Ltd	372	372	0	0.00%
All Funds	1,326	1,326	0	0.00%
4425 Facilities Rental and Taxes				
3400 Other Funds Ltd	11,458	11,458	0	0.00%
6400 Federal Funds Ltd	2,236	2,236	0	0.00%
All Funds	13,694	13,694	0	0.00%
4575 Agency Program Related S and S				
3400 Other Funds Ltd	204	204	0	0.00%
6400 Federal Funds Ltd	924	924	0	0.00%
All Funds	1,128	1,128	0	0.00%
4650 Other Services and Supplies				
3400 Other Funds Ltd	169	169	0	0.00%
4700 Expendable Prop 250 - 5000				
3400 Other Funds Ltd	594	594	0	0.00%
6400 Federal Funds Ltd	1,052	1,052	0	0.00%
All Funds	1,646	1,646	0	0.00%

Oregon Business Development Department

Agency Number: 12300

Package Comparison Report - Detail
 2013-15 Biennium
 Infrastructure Financing Authority

Cross Reference Number: 12300-300-00-00-00000
 Package: Standard Inflation
 Pkg Group: ESS Pkg Type: 030 Pkg Number: 031

Description	Agency Request Budget (V-01)	Governor's Budget (Y-01)	Column 2 Minus Column 1	% Change from Column 1 to Column 2
	Column 1	Column 2		
4715 IT Expendable Property				
3400 Other Funds Ltd	84	84	0	0.00%
SERVICES & SUPPLIES				
3200 Other Funds Non-Ltd	(25,521)	(25,521)	0	0.00%
3400 Other Funds Ltd	82,577	137,931	55,354	67.03%
6400 Federal Funds Ltd	15,434	15,434	0	0.00%
TOTAL SERVICES & SUPPLIES	\$72,490	\$127,844	\$55,354	76.36%
SPECIAL PAYMENTS				
6015 Dist to Cities				
6400 Federal Funds Ltd	444,958	444,958	0	0.00%
6020 Dist to Counties				
6400 Federal Funds Ltd	196,682	196,682	0	0.00%
6025 Dist to Other Gov Unit				
3400 Other Funds Ltd	16,788	16,788	0	0.00%
SPECIAL PAYMENTS				
3400 Other Funds Ltd	16,788	16,788	0	0.00%
6400 Federal Funds Ltd	641,640	641,640	0	0.00%
TOTAL SPECIAL PAYMENTS	\$658,428	\$658,428	\$0	0.00%
EXPENDITURES				

Oregon Business Development Department

Agency Number: 12300

Package Comparison Report - Detail
 2013-15 Biennium
 Infrastructure Financing Authority

Cross Reference Number: 12300-300-00-00-00000
 Package: Standard Inflation
 Pkg Group: ESS Pkg Type: 030 Pkg Number: 031

Description	Agency Request Budget (V-01)	Governor's Budget (Y-01)	Column 2 Minus Column 1	% Change from Column 1 to Column 2
	Column 1	Column 2		
3200 Other Funds Non-Ltd	(25,521)	(25,521)	0	0.00%
3400 Other Funds Ltd	99,365	154,719	55,354	55.71%
6400 Federal Funds Ltd	657,074	657,074	0	0.00%
TOTAL EXPENDITURES	\$730,918	\$786,272	\$55,354	7.57%
ENDING BALANCE				
3200 Other Funds Non-Ltd	25,521	25,521	0	0.00%
3400 Other Funds Ltd	(99,365)	(154,719)	(55,354)	(55.71%)
6400 Federal Funds Ltd	-	-	0	0.00%
TOTAL ENDING BALANCE	(\$73,844)	(\$129,198)	(\$55,354)	(74.96%)

Oregon Business Development Department

Agency Number: 12300

Package Comparison Report - Detail
 2013-15 Biennium
 Infrastructure Financing Authority

Cross Reference Number: 12300-300-00-00-00000
 Package: May 2012 E-Board
 Pkg Group: POL Pkg Type: 080 Pkg Number: 081

Description	Agency Request Budget (V-01)	Governor's Budget (Y-01)	Column 2 Minus Column 1	% Change from Column 1 to Column 2
	Column 1	Column 2		
TRANSFERS OUT				
2010 Transfer Out - Intrafund				
3200 Other Funds Non-Ltd	(285,226)	(285,226)	0	0.00%
AVAILABLE REVENUES				
3200 Other Funds Non-Ltd	(285,226)	(285,226)	0	0.00%
TOTAL AVAILABLE REVENUES	(\$285,226)	(\$285,226)	\$0	0.00%
ENDING BALANCE				
3200 Other Funds Non-Ltd	(285,226)	(285,226)	0	0.00%
TOTAL ENDING BALANCE	(\$285,226)	(\$285,226)	\$0	0.00%

Oregon Business Development Department

Agency Number: 12300

Package Comparison Report - Detail
 2013-15 Biennium
 Infrastructure Financing Authority

Cross Reference Number: 12300-300-00-00-00000
 Package: Analyst Adjustments
 Pkg Group: POL Pkg Type: 090 Pkg Number: 090

Description	Agency Request Budget (V-01)	Governor's Budget (Y-01)	Column 2 Minus Column 1	% Change from Column 1 to Column 2
	Column 1	Column 2		

REVENUE CATEGORIES

GENERAL FUND APPROPRIATION

0050 General Fund Appropriation

8030 General Fund Debt Svc	-	826,663	826,663	100.00%
----------------------------	---	---------	---------	---------

BOND SALES

0580 Cert of Participation

3400 Other Funds Ltd	-	10,235,000	10,235,000	100.00%
----------------------	---	------------	------------	---------

BOND SALES

3400 Other Funds Ltd	-	10,235,000	10,235,000	100.00%
----------------------	---	------------	------------	---------

TOTAL BOND SALES	-	\$10,235,000	\$10,235,000	100.00%
-------------------------	---	---------------------	---------------------	----------------

REVENUE CATEGORIES

8030 General Fund Debt Svc	-	826,663	826,663	100.00%
----------------------------	---	---------	---------	---------

3400 Other Funds Ltd	-	10,235,000	10,235,000	100.00%
----------------------	---	------------	------------	---------

TOTAL REVENUE CATEGORIES	-	\$11,061,663	\$11,061,663	100.00%
---------------------------------	---	---------------------	---------------------	----------------

AVAILABLE REVENUES

8030 General Fund Debt Svc	-	826,663	826,663	100.00%
----------------------------	---	---------	---------	---------

3400 Other Funds Ltd	-	10,235,000	10,235,000	100.00%
----------------------	---	------------	------------	---------

TOTAL AVAILABLE REVENUES	-	\$11,061,663	\$11,061,663	100.00%
---------------------------------	---	---------------------	---------------------	----------------

EXPENDITURES

Oregon Business Development Department

Agency Number: 12300

Package Comparison Report - Detail
 2013-15 Biennium
 Infrastructure Financing Authority

Cross Reference Number: 12300-300-00-00-00000
 Package: Analyst Adjustments
 Pkg Group: POL Pkg Type: 090 Pkg Number: 090

Description	Agency Request Budget (V-01)	Governor's Budget (Y-01)	Column 2 Minus Column 1	% Change from Column 1 to Column 2
	Column 1	Column 2		
SERVICES & SUPPLIES				
4650 Other Services and Supplies				
3400 Other Funds Ltd	-	235,000	235,000	100.00%
SERVICES & SUPPLIES				
3400 Other Funds Ltd	-	235,000	235,000	100.00%
TOTAL SERVICES & SUPPLIES	-	\$235,000	\$235,000	100.00%
SPECIAL PAYMENTS				
6085 Other Special Payments				
3400 Other Funds Ltd	-	10,000,000	10,000,000	100.00%
SPECIAL PAYMENTS				
3400 Other Funds Ltd	-	10,000,000	10,000,000	100.00%
TOTAL SPECIAL PAYMENTS	-	\$10,000,000	\$10,000,000	100.00%
DEBT SERVICE				
7100 Principal - Bonds				
8030 General Fund Debt Svc	-	325,000	325,000	100.00%
7150 Interest - Bonds				
8030 General Fund Debt Svc	-	501,663	501,663	100.00%
DEBT SERVICE				
8030 General Fund Debt Svc	-	826,663	826,663	100.00%

Oregon Business Development Department

Agency Number: 12300

Package Comparison Report - Detail
 2013-15 Biennium
 Infrastructure Financing Authority

Cross Reference Number: 12300-300-00-00-00000
 Package: Analyst Adjustments
 Pkg Group: POL Pkg Type: 090 Pkg Number: 090

Description	Agency Request Budget (V-01)	Governor's Budget (Y-01)	Column 2 Minus Column 1	% Change from Column 1 to Column 2
	Column 1	Column 2		
TOTAL DEBT SERVICE	-	\$826,663	\$826,663	100.00%
EXPENDITURES				
8030 General Fund Debt Svc	-	826,663	826,663	100.00%
3400 Other Funds Ltd	-	10,235,000	10,235,000	100.00%
TOTAL EXPENDITURES	-	\$11,061,663	\$11,061,663	100.00%
ENDING BALANCE				
8030 General Fund Debt Svc	-	-	0	0.00%
3400 Other Funds Ltd	-	-	0	0.00%
TOTAL ENDING BALANCE	-	-	\$0	0.00%

Description	Agency Request Budget (V-01)	Governor's Budget (Y-01)	Column 2 Minus Column 1	% Change from Column 1 to Column 2
	Column 1	Column 2		
REVENUE CATEGORIES				
FEDERAL FUNDS REVENUE				
0995 Federal Funds				
6400 Federal Funds Ltd	-	(2,718)	(2,718)	100.00%
REVENUE CATEGORIES				
6400 Federal Funds Ltd	-	(2,718)	(2,718)	100.00%
TOTAL REVENUE CATEGORIES	-	(\$2,718)	(\$2,718)	100.00%
AVAILABLE REVENUES				
6400 Federal Funds Ltd	-	(2,718)	(2,718)	100.00%
TOTAL AVAILABLE REVENUES	-	(\$2,718)	(\$2,718)	100.00%
EXPENDITURES				
PERSONAL SERVICES				
P.S. BUDGET ADJUSTMENTS				
3991 PERS Policy Adjustment				
3400 Other Funds Ltd	-	(14,136)	(14,136)	100.00%
6400 Federal Funds Ltd	-	(2,718)	(2,718)	100.00%
All Funds	-	(16,854)	(16,854)	100.00%
P.S. BUDGET ADJUSTMENTS				
3400 Other Funds Ltd	-	(14,136)	(14,136)	100.00%

Oregon Business Development Department

Agency Number: 12300

Package Comparison Report - Detail
 2013-15 Biennium
 Infrastructure Financing Authority

Cross Reference Number: 12300-300-00-00-00000
 Package: PERS Taxation Policy
 Pkg Group: POL Pkg Type: 090 Pkg Number: 092

Description	Agency Request Budget (V-01)	Governor's Budget (Y-01)	Column 2 Minus Column 1	% Change from Column 1 to Column 2
	Column 1	Column 2		
6400 Federal Funds Ltd	-	(2,718)	(2,718)	100.00%
TOTAL P.S. BUDGET ADJUSTMENTS	-	(\$16,854)	(\$16,854)	100.00%
PERSONAL SERVICES				
3400 Other Funds Ltd	-	(14,136)	(14,136)	100.00%
6400 Federal Funds Ltd	-	(2,718)	(2,718)	100.00%
TOTAL PERSONAL SERVICES	-	(\$16,854)	(\$16,854)	100.00%
EXPENDITURES				
3400 Other Funds Ltd	-	(14,136)	(14,136)	100.00%
6400 Federal Funds Ltd	-	(2,718)	(2,718)	100.00%
TOTAL EXPENDITURES	-	(\$16,854)	(\$16,854)	100.00%
ENDING BALANCE				
3400 Other Funds Ltd	-	14,136	14,136	100.00%
6400 Federal Funds Ltd	-	-	0	0.00%
TOTAL ENDING BALANCE	-	\$14,136	\$14,136	100.00%

Oregon Business Development Department

Agency Number: 12300

Package Comparison Report - Detail
 2013-15 Biennium
 Infrastructure Financing Authority

Cross Reference Number: 12300-300-00-00-00000
 Package: Other PERS Adjustments
 Pkg Group: POL Pkg Type: 090 Pkg Number: 093

Description	Agency Request Budget (V-01)	Governor's Budget (Y-01)	Column 2 Minus Column 1	% Change from Column 1 to Column 2
	Column 1	Column 2		
REVENUE CATEGORIES				
FEDERAL FUNDS REVENUE				
0995 Federal Funds				
6400 Federal Funds Ltd	-	(21,748)	(21,748)	100.00%
REVENUE CATEGORIES				
6400 Federal Funds Ltd	-	(21,748)	(21,748)	100.00%
TOTAL REVENUE CATEGORIES	-	(\$21,748)	(\$21,748)	100.00%
AVAILABLE REVENUES				
6400 Federal Funds Ltd	-	(21,748)	(21,748)	100.00%
TOTAL AVAILABLE REVENUES	-	(\$21,748)	(\$21,748)	100.00%
EXPENDITURES				
PERSONAL SERVICES				
P.S. BUDGET ADJUSTMENTS				
3991 PERS Policy Adjustment				
3400 Other Funds Ltd	-	(113,087)	(113,087)	100.00%
6400 Federal Funds Ltd	-	(21,748)	(21,748)	100.00%
All Funds	-	(134,835)	(134,835)	100.00%
P.S. BUDGET ADJUSTMENTS				
3400 Other Funds Ltd	-	(113,087)	(113,087)	100.00%

Oregon Business Development Department

Agency Number: 12300

Package Comparison Report - Detail
 2013-15 Biennium
 Infrastructure Financing Authority

Cross Reference Number: 12300-300-00-00-00000
 Package: Other PERS Adjustments
 Pkg Group: POL Pkg Type: 090 Pkg Number: 093

Description	Agency Request Budget (V-01)	Governor's Budget (Y-01)	Column 2 Minus Column 1	% Change from Column 1 to Column 2
	Column 1	Column 2		
6400 Federal Funds Ltd	-	(21,748)	(21,748)	100.00%
TOTAL P.S. BUDGET ADJUSTMENTS	-	(\$134,835)	(\$134,835)	100.00%
PERSONAL SERVICES				
3400 Other Funds Ltd	-	(113,087)	(113,087)	100.00%
6400 Federal Funds Ltd	-	(21,748)	(21,748)	100.00%
TOTAL PERSONAL SERVICES	-	(\$134,835)	(\$134,835)	100.00%
EXPENDITURES				
3400 Other Funds Ltd	-	(113,087)	(113,087)	100.00%
6400 Federal Funds Ltd	-	(21,748)	(21,748)	100.00%
TOTAL EXPENDITURES	-	(\$134,835)	(\$134,835)	100.00%
ENDING BALANCE				
3400 Other Funds Ltd	-	113,087	113,087	100.00%
6400 Federal Funds Ltd	-	-	0	0.00%
TOTAL ENDING BALANCE	-	\$113,087	\$113,087	100.00%

Oregon Business Development Department

Agency Number: 12300

Package Comparison Report - Detail
 2013-15 Biennium
 Infrastructure Financing Authority

Cross Reference Number: 12300-300-00-00-00000

Package: SPWF Re-capitalization

Pkg Group: POL Pkg Type: POL Pkg Number: 102

Description	Agency Request Budget (V-01)	Governor's Budget (Y-01)	Column 2 Minus Column 1	% Change from Column 1 to Column 2
	Column 1	Column 2		

REVENUE CATEGORIES

BOND SALES

0565 Lottery Bonds

3200 Other Funds Non-Ltd	100,000,000	91,685,000	(8,315,000)	(8.32%)
3400 Other Funds Ltd	1,133,000	1,133,000	0	0.00%
All Funds	101,133,000	92,818,000	(8,315,000)	(8.22%)

BOND SALES

3200 Other Funds Non-Ltd	100,000,000	91,685,000	(8,315,000)	(8.32%)
3400 Other Funds Ltd	1,133,000	1,133,000	0	0.00%

TOTAL BOND SALES	\$101,133,000	\$92,818,000	(\$8,315,000)	(8.22%)
-------------------------	----------------------	---------------------	----------------------	----------------

TRANSFERS IN

1010 Transfer In - Intrafund

3400 Other Funds Ltd	622,291	622,291	0	0.00%
----------------------	---------	---------	---	-------

TRANSFERS IN

3400 Other Funds Ltd	622,291	622,291	0	0.00%
----------------------	---------	---------	---	-------

TOTAL TRANSFERS IN	\$622,291	\$622,291	\$0	0.00%
---------------------------	------------------	------------------	------------	--------------

REVENUE CATEGORIES

3200 Other Funds Non-Ltd	100,000,000	91,685,000	(8,315,000)	(8.32%)
3400 Other Funds Ltd	1,755,291	1,755,291	0	0.00%

Oregon Business Development Department

Agency Number: 12300

Package Comparison Report - Detail
 2013-15 Biennium
 Infrastructure Financing Authority

Cross Reference Number: 12300-300-00-00-00000
 Package: SPWF Re-capitalization
 Pkg Group: POL Pkg Type: POL Pkg Number: 102

Description	Agency Request Budget (V-01)	Governor's Budget (Y-01)	Column 2 Minus Column 1	% Change from Column 1 to Column 2
	Column 1	Column 2		
TOTAL REVENUE CATEGORIES	\$101,755,291	\$93,440,291	(\$8,315,000)	(8.17%)
TRANSFERS OUT				
2010 Transfer Out - Intrafund				
3200 Other Funds Non-Ltd	(622,291)	(622,291)	0	0.00%
3400 Other Funds Ltd	(622,291)	(622,291)	0	0.00%
All Funds	(1,244,582)	(1,244,582)	0	0.00%
AVAILABLE REVENUES				
3200 Other Funds Non-Ltd	99,377,709	91,062,709	(8,315,000)	(8.37%)
3400 Other Funds Ltd	1,133,000	1,133,000	0	0.00%
TOTAL AVAILABLE REVENUES	\$100,510,709	\$92,195,709	(\$8,315,000)	(8.27%)
EXPENDITURES				
SERVICES & SUPPLIES				
4650 Other Services and Supplies				
3200 Other Funds Non-Ltd	-	255,124	255,124	100.00%
3400 Other Funds Ltd	1,133,000	1,133,000	0	0.00%
All Funds	1,133,000	1,388,124	255,124	22.52%
SERVICES & SUPPLIES				
3200 Other Funds Non-Ltd	-	255,124	255,124	100.00%
3400 Other Funds Ltd	1,133,000	1,133,000	0	0.00%

Oregon Business Development Department

Agency Number: 12300

Package Comparison Report - Detail
 2013-15 Biennium
 Infrastructure Financing Authority

Cross Reference Number: 12300-300-00-00-00000
 Package: SPWF Re-capitalization
 Pkg Group: POL Pkg Type: POL Pkg Number: 102

Description	Agency Request Budget (V-01)	Governor's Budget (Y-01)	Column 2 Minus Column 1	% Change from Column 1 to Column 2
	Column 1	Column 2		
TOTAL SERVICES & SUPPLIES	\$1,133,000	\$1,388,124	\$255,124	22.52%
SPECIAL PAYMENTS				
6015 Dist to Cities				
3200 Other Funds Non-Ltd	3,000,000	750,000	(2,250,000)	(75.00%)
6025 Dist to Other Gov Unit				
3200 Other Funds Non-Ltd	10,000,000	2,450,000	(7,550,000)	(75.50%)
6080 Loans Made - Other				
3200 Other Funds Non-Ltd	87,000,000	21,252,044	(65,747,956)	(75.57%)
6085 Other Special Payments				
3200 Other Funds Non-Ltd	-	57,150,000	57,150,000	100.00%
6090 Undistributed (S.P.)				
3200 Other Funds Non-Ltd	-	10,082,956	10,082,956	100.00%
SPECIAL PAYMENTS				
3200 Other Funds Non-Ltd	100,000,000	91,685,000	(8,315,000)	(8.32%)
TOTAL SPECIAL PAYMENTS	\$100,000,000	\$91,685,000	(\$8,315,000)	(8.32%)
EXPENDITURES				
3200 Other Funds Non-Ltd	100,000,000	91,940,124	(8,059,876)	(8.06%)
3400 Other Funds Ltd	1,133,000	1,133,000	0	0.00%
TOTAL EXPENDITURES	\$101,133,000	\$93,073,124	(\$8,059,876)	(7.97%)

Package Comparison Report - Detail
 2013-15 Biennium
 Infrastructure Financing Authority

Cross Reference Number: 12300-300-00-00-00000
 Package: SPWF Re-capitalization
 Pkg Group: POL Pkg Type: POL Pkg Number: 102

Description	Agency Request Budget (V-01)	Governor's Budget (Y-01)	Column 2 Minus Column 1	% Change from Column 1 to Column 2
	Column 1	Column 2		
ENDING BALANCE				
3200 Other Funds Non-Ltd	(622,291)	(877,415)	(255,124)	(41.00%)
3400 Other Funds Ltd	-	-	0	0.00%
TOTAL ENDING BALANCE	(\$622,291)	(\$877,415)	(\$255,124)	(41.00%)

Package Comparison Report - Detail
 2013-15 Biennium
 Infrastructure Financing Authority

Cross Reference Number: 12300-300-00-00-00000
 Package: Rural Capacity
 Pkg Group: POL Pkg Type: POL Pkg Number: 109

Description	Agency Request Budget (V-01)	Governor's Budget (Y-01)	Column 2 Minus Column 1	% Change from Column 1 to Column 2
	Column 1	Column 2		

REVENUE CATEGORIES

OTHER

0975 Other Revenues

3400 Other Funds Ltd	183,967	183,967	0	0.00%
----------------------	---------	---------	---	-------

REVENUE CATEGORIES

3400 Other Funds Ltd	183,967	183,967	0	0.00%
----------------------	---------	---------	---	-------

TOTAL REVENUE CATEGORIES	\$183,967	\$183,967	\$0	0.00%
---------------------------------	------------------	------------------	------------	--------------

AVAILABLE REVENUES

3400 Other Funds Ltd	183,967	183,967	0	0.00%
----------------------	---------	---------	---	-------

TOTAL AVAILABLE REVENUES	\$183,967	\$183,967	\$0	0.00%
---------------------------------	------------------	------------------	------------	--------------

EXPENDITURES

PERSONAL SERVICES

SALARIES & WAGES

3110 Class/Unclass Sal. and Per Diem

3400 Other Funds Ltd	101,064	101,064	0	0.00%
----------------------	---------	---------	---	-------

OTHER PAYROLL EXPENSES

3210 Empl. Rel. Bd. Assessments

3400 Other Funds Ltd	40	40	0	0.00%
----------------------	----	----	---	-------

3220 Public Employees Retire Cont

Package Comparison Report - Detail
 2013-15 Biennium
 Infrastructure Financing Authority

Cross Reference Number: 12300-300-00-00-00000
 Package: Rural Capacity
 Pkg Group: POL Pkg Type: POL Pkg Number: 109

Description	Agency Request Budget (V-01)	Governor's Budget (Y-01)	Column 2 Minus Column 1	% Change from Column 1 to Column 2
	Column 1	Column 2		
3400 Other Funds Ltd	19,940	19,273	(667)	(3.35%)
3230 Social Security Taxes				
3400 Other Funds Ltd	7,731	7,731	0	0.00%
3250 Workers Comp. Assess. (WCD)				
3400 Other Funds Ltd	59	59	0	0.00%
3260 Mass Transit Tax				
3400 Other Funds Ltd	605	605	0	0.00%
3270 Flexible Benefits				
3400 Other Funds Ltd	30,528	30,528	0	0.00%
OTHER PAYROLL EXPENSES				
3400 Other Funds Ltd	58,903	58,236	(667)	(1.13%)
TOTAL OTHER PAYROLL EXPENSES	\$58,903	\$58,236	(\$667)	(1.13%)
PERSONAL SERVICES				
3400 Other Funds Ltd	159,967	159,300	(667)	(0.42%)
TOTAL PERSONAL SERVICES	\$159,967	\$159,300	(\$667)	(0.42%)
SERVICES & SUPPLIES				
4100 Instate Travel				
3400 Other Funds Ltd	5,000	5,000	0	0.00%
4125 Out of State Travel				

Package Comparison Report - Detail
 2013-15 Biennium
 Infrastructure Financing Authority

Cross Reference Number: 12300-300-00-00-00000
 Package: Rural Capacity
 Pkg Group: POL Pkg Type: POL Pkg Number: 109

Description	Agency Request Budget (V-01)	Governor's Budget (Y-01)	Column 2 Minus Column 1	% Change from Column 1 to Column 2
	Column 1	Column 2		
3400 Other Funds Ltd	1,500	1,500	0	0.00%
4150 Employee Training				
3400 Other Funds Ltd	3,000	3,000	0	0.00%
4175 Office Expenses				
3400 Other Funds Ltd	2,000	2,000	0	0.00%
4200 Telecommunications				
3400 Other Funds Ltd	1,500	1,500	0	0.00%
4250 Data Processing				
3400 Other Funds Ltd	3,500	3,500	0	0.00%
4275 Publicity and Publications				
3400 Other Funds Ltd	500	500	0	0.00%
4425 Facilities Rental and Taxes				
3400 Other Funds Ltd	2,000	2,000	0	0.00%
4650 Other Services and Supplies				
3400 Other Funds Ltd	5,000	5,000	0	0.00%
SERVICES & SUPPLIES				
3400 Other Funds Ltd	24,000	24,000	0	0.00%
TOTAL SERVICES & SUPPLIES	\$24,000	\$24,000	\$0	0.00%

EXPENDITURES

Oregon Business Development Department

Agency Number: 12300

Package Comparison Report - Detail
 2013-15 Biennium
 Infrastructure Financing Authority

Cross Reference Number: 12300-300-00-00-00000
 Package: Rural Capacity
 Pkg Group: POL Pkg Type: POL Pkg Number: 109

Description	Agency Request Budget (V-01)	Governor's Budget (Y-01)	Column 2 Minus Column 1	% Change from Column 1 to Column 2
	Column 1	Column 2		
3400 Other Funds Ltd	183,967	183,300	(667)	(0.36%)
TOTAL EXPENDITURES	\$183,967	\$183,300	(\$667)	(0.36%)
ENDING BALANCE				
3400 Other Funds Ltd	-	667	667	100.00%
TOTAL ENDING BALANCE	-	\$667	\$667	100.00%
AUTHORIZED POSITIONS				
8150 Class/Unclass Positions	1	1	0	0.00%
AUTHORIZED FTE				
8250 Class/Unclass FTE Positions	1.00	1.00	0.00	0.00%

Package Comparison Report - Detail
 2013-15 Biennium
 Infrastructure Financing Authority

Cross Reference Number: 12300-300-00-00-00000
 Package: Transfer of Seismic Rehabilitation Grant Program
 Pkg Group: POL Pkg Type: POL Pkg Number: 475

Description	Agency Request Budget (V-01)	Governor's Budget (Y-01)	Column 2 Minus Column 1	% Change from Column 1 to Column 2
	Column 1	Column 2		

REVENUE CATEGORIES

GENERAL FUND APPROPRIATION

0050 General Fund Appropriation

8000 General Fund	-	205,677	205,677	100.00%
8030 General Fund Debt Svc	-	3,710,464	3,710,464	100.00%
All Funds	-	3,916,141	3,916,141	100.00%

TRANSFERS IN

1248 Tsfr From Military Dept, Or

3400 Other Funds Ltd	-	7,300,000	7,300,000	100.00%
----------------------	---	-----------	-----------	---------

TRANSFERS IN

3400 Other Funds Ltd	-	7,300,000	7,300,000	100.00%
----------------------	---	-----------	-----------	---------

TOTAL TRANSFERS IN	-	\$7,300,000	\$7,300,000	100.00%
---------------------------	---	--------------------	--------------------	----------------

REVENUE CATEGORIES

8000 General Fund	-	205,677	205,677	100.00%
8030 General Fund Debt Svc	-	3,710,464	3,710,464	100.00%
3400 Other Funds Ltd	-	7,300,000	7,300,000	100.00%

TOTAL REVENUE CATEGORIES	-	\$11,216,141	\$11,216,141	100.00%
---------------------------------	---	---------------------	---------------------	----------------

AVAILABLE REVENUES

8000 General Fund	-	205,677	205,677	100.00%
-------------------	---	---------	---------	---------

Oregon Business Development Department

Agency Number: 12300

Package Comparison Report - Detail
 2013-15 Biennium
 Infrastructure Financing Authority

Cross Reference Number: 12300-300-00-00-00000
 Package: Transfer of Seismic Rehabilitation Grant Program
 Pkg Group: POL Pkg Type: POL Pkg Number: 475

Description	Agency Request Budget (V-01)	Governor's Budget (Y-01)	Column 2 Minus Column 1	% Change from Column 1 to Column 2
	Column 1	Column 2		
8030 General Fund Debt Svc	-	3,710,464	3,710,464	100.00%
3400 Other Funds Ltd	-	7,300,000	7,300,000	100.00%
TOTAL AVAILABLE REVENUES	-	\$11,216,141	\$11,216,141	100.00%

EXPENDITURES

PERSONAL SERVICES

SALARIES & WAGES

3110 Class/Unclass Sal. and Per Diem

8000 General Fund - 101,064 101,064 100.00%

OTHER PAYROLL EXPENSES

3210 Empl. Rel. Bd. Assessments

8000 General Fund - 40 40 100.00%

3220 Public Employees Retire Cont

8000 General Fund - 19,273 19,273 100.00%

3230 Social Security Taxes

8000 General Fund - 7,731 7,731 100.00%

3250 Workers Comp. Assess. (WCD)

8000 General Fund - 59 59 100.00%

3260 Mass Transit Tax

8000 General Fund - 606 606 100.00%

Package Comparison Report - Detail
 2013-15 Biennium
 Infrastructure Financing Authority

Cross Reference Number: 12300-300-00-00-00000
 Package: Transfer of Seismic Rehabilitation Grant Program
 Pkg Group: POL Pkg Type: POL Pkg Number: 475

Description	Agency Request Budget (V-01)	Governor's Budget (Y-01)	Column 2 Minus Column 1	% Change from Column 1 to Column 2
	Column 1	Column 2		
3270 Flexible Benefits				
8000 General Fund	-	30,528	30,528	100.00%
OTHER PAYROLL EXPENSES				
8000 General Fund	-	58,237	58,237	100.00%
TOTAL OTHER PAYROLL EXPENSES	-	\$58,237	\$58,237	100.00%
P.S. BUDGET ADJUSTMENTS				
3465 Reconciliation Adjustment				
8000 General Fund	-	6,365	6,365	100.00%
P.S. BUDGET ADJUSTMENTS				
8000 General Fund	-	6,365	6,365	100.00%
TOTAL P.S. BUDGET ADJUSTMENTS	-	\$6,365	\$6,365	100.00%
PERSONAL SERVICES				
8000 General Fund	-	165,666	165,666	100.00%
TOTAL PERSONAL SERVICES	-	\$165,666	\$165,666	100.00%
SERVICES & SUPPLIES				
4100 Instate Travel				
8000 General Fund	-	4,935	4,935	100.00%
4125 Out of State Travel				
8000 General Fund	-	845	845	100.00%

Package Comparison Report - Detail
 2013-15 Biennium
 Infrastructure Financing Authority

Cross Reference Number: 12300-300-00-00-00000
 Package: Transfer of Seismic Rehabilitation Grant Program
 Pkg Group: POL Pkg Type: POL Pkg Number: 475

Description	Agency Request Budget (V-01)	Governor's Budget (Y-01)	Column 2 Minus Column 1	% Change from Column 1 to Column 2
	Column 1	Column 2		
4150 Employee Training				
8000 General Fund	-	2,468	2,468	100.00%
4175 Office Expenses				
8000 General Fund	-	3,702	3,702	100.00%
4200 Telecommunications				
8000 General Fund	-	346	346	100.00%
4275 Publicity and Publications				
8000 General Fund	-	1,234	1,234	100.00%
4300 Professional Services				
8000 General Fund	-	9,290	9,290	100.00%
4650 Other Services and Supplies				
8000 General Fund	-	12,255	12,255	100.00%
3400 Other Funds Ltd	-	6,161	6,161	100.00%
All Funds	-	18,416	18,416	100.00%
4700 Expendable Prop 250 - 5000				
8000 General Fund	-	4,936	4,936	100.00%
SERVICES & SUPPLIES				
8000 General Fund	-	40,011	40,011	100.00%
3400 Other Funds Ltd	-	6,161	6,161	100.00%

Oregon Business Development Department

Agency Number: 12300

Package Comparison Report - Detail
 2013-15 Biennium
 Infrastructure Financing Authority

Cross Reference Number: 12300-300-00-00-00000
 Package: Transfer of Seismic Rehabilitation Grant Program
 Pkg Group: POL Pkg Type: POL Pkg Number: 475

Description	Agency Request Budget (V-01)	Governor's Budget (Y-01)	Column 2 Minus Column 1	% Change from Column 1 to Column 2
	Column 1	Column 2		
TOTAL SERVICES & SUPPLIES	-	\$46,172	\$46,172	100.00%
SPECIAL PAYMENTS				
6040 Dist to Local School Districts				
3400 Other Funds Ltd	-	7,293,839	7,293,839	100.00%
SPECIAL PAYMENTS				
3400 Other Funds Ltd	-	7,293,839	7,293,839	100.00%
TOTAL SPECIAL PAYMENTS	-	\$7,293,839	\$7,293,839	100.00%
DEBT SERVICE				
7100 Principal - Bonds				
8030 General Fund Debt Svc	-	1,620,000	1,620,000	100.00%
7150 Interest - Bonds				
8030 General Fund Debt Svc	-	2,090,464	2,090,464	100.00%
DEBT SERVICE				
8030 General Fund Debt Svc	-	3,710,464	3,710,464	100.00%
TOTAL DEBT SERVICE	-	\$3,710,464	\$3,710,464	100.00%
EXPENDITURES				
8000 General Fund	-	205,677	205,677	100.00%
8030 General Fund Debt Svc	-	3,710,464	3,710,464	100.00%
3400 Other Funds Ltd	-	7,300,000	7,300,000	100.00%

Oregon Business Development Department

Agency Number: 12300

Package Comparison Report - Detail
 2013-15 Biennium
 Infrastructure Financing Authority

Cross Reference Number: 12300-300-00-00-00000
 Package: Transfer of Seismic Rehabilitation Grant Program
 Pkg Group: POL Pkg Type: POL Pkg Number: 475

Description	Agency Request Budget (V-01)	Governor's Budget (Y-01)	Column 2 Minus Column 1	% Change from Column 1 to Column 2
	Column 1	Column 2		
TOTAL EXPENDITURES	-	\$11,216,141	\$11,216,141	100.00%
ENDING BALANCE				
8000 General Fund	-	-	0	0.00%
8030 General Fund Debt Svc	-	-	0	0.00%
3400 Other Funds Ltd	-	-	0	0.00%
TOTAL ENDING BALANCE	-	-	\$0	0.00%
AUTHORIZED POSITIONS				
8150 Class/Unclass Positions	-	1	1	100.00%
AUTHORIZED FTE				
8250 Class/Unclass FTE Positions	-	1.00	1.00	100.00%

Oregon Business Development Department

Agency Number: 12300

Package Comparison Report - Detail
 2013-15 Biennium
 Infrastructure Financing Authority

Cross Reference Number: 12300-300-00-00-00000
 Package: Seismic Rehabilitation Debt
 Pkg Group: POL Pkg Type: POL Pkg Number: 476

Description	Agency Request Budget (V-01)	Governor's Budget (Y-01)	Column 2 Minus Column 1	% Change from Column 1 to Column 2
	Column 1	Column 2		

REVENUE CATEGORIES

BOND SALES

0555 General Fund Obligation Bonds

3400 Other Funds Ltd - 30,000,000 30,000,000 100.00%

BOND SALES

3400 Other Funds Ltd - 30,000,000 30,000,000 100.00%

TOTAL BOND SALES - \$30,000,000 \$30,000,000 100.00%

REVENUE CATEGORIES

3400 Other Funds Ltd - 30,000,000 30,000,000 100.00%

TOTAL REVENUE CATEGORIES - \$30,000,000 \$30,000,000 100.00%

AVAILABLE REVENUES

3400 Other Funds Ltd - 30,000,000 30,000,000 100.00%

TOTAL AVAILABLE REVENUES - \$30,000,000 \$30,000,000 100.00%

EXPENDITURES

PERSONAL SERVICES

SALARIES & WAGES

3110 Class/Unclass Sal. and Per Diem

8000 General Fund - 75,468 75,468 100.00%

OTHER PAYROLL EXPENSES

Package Comparison Report - Detail
 2013-15 Biennium
 Infrastructure Financing Authority

Cross Reference Number: 12300-300-00-00-00000
 Package: Seismic Rehabilitation Debt
 Pkg Group: POL Pkg Type: POL Pkg Number: 476

Description	Agency Request Budget (V-01)	Governor's Budget (Y-01)	Column 2 Minus Column 1	% Change from Column 1 to Column 2
	Column 1	Column 2		
3210 Empl. Rel. Bd. Assessments				
8000 General Fund	-	80	80	100.00%
3220 Public Employees Retire Cont				
8000 General Fund	-	14,392	14,392	100.00%
3230 Social Security Taxes				
8000 General Fund	-	5,773	5,773	100.00%
3250 Workers Comp. Assess. (WCD)				
8000 General Fund	-	118	118	100.00%
3260 Mass Transit Tax				
8000 General Fund	-	453	453	100.00%
3270 Flexible Benefits				
8000 General Fund	-	61,056	61,056	100.00%
OTHER PAYROLL EXPENSES				
8000 General Fund	-	81,872	81,872	100.00%
TOTAL OTHER PAYROLL EXPENSES	-	\$81,872	\$81,872	100.00%
P.S. BUDGET ADJUSTMENTS				
3465 Reconciliation Adjustment				
8000 General Fund	-	(157,340)	(157,340)	100.00%
P.S. BUDGET ADJUSTMENTS				

Oregon Business Development Department

Agency Number: 12300

Package Comparison Report - Detail
 2013-15 Biennium
 Infrastructure Financing Authority

Cross Reference Number: 12300-300-00-00-00000
 Package: Seismic Rehabilitation Debt
 Pkg Group: POL Pkg Type: POL Pkg Number: 476

Description	Agency Request Budget (V-01)	Governor's Budget (Y-01)	Column 2 Minus Column 1	% Change from Column 1 to Column 2
	Column 1	Column 2		
8000 General Fund	-	(157,340)	(157,340)	100.00%
TOTAL P.S. BUDGET ADJUSTMENTS	-	(\$157,340)	(\$157,340)	100.00%
PERSONAL SERVICES				
8000 General Fund	-	-	0	0.00%
TOTAL PERSONAL SERVICES	-	-	\$0	0.00%
SERVICES & SUPPLIES				
4650 Other Services and Supplies				
3400 Other Funds Ltd	-	535,800	535,800	100.00%
SERVICES & SUPPLIES				
3400 Other Funds Ltd	-	535,800	535,800	100.00%
TOTAL SERVICES & SUPPLIES	-	\$535,800	\$535,800	100.00%
SPECIAL PAYMENTS				
6025 Dist to Other Gov Unit				
3400 Other Funds Ltd	-	14,732,100	14,732,100	100.00%
6040 Dist to Local School Districts				
3400 Other Funds Ltd	-	14,732,100	14,732,100	100.00%
SPECIAL PAYMENTS				
3400 Other Funds Ltd	-	29,464,200	29,464,200	100.00%
TOTAL SPECIAL PAYMENTS	-	\$29,464,200	\$29,464,200	100.00%

Package Comparison Report - Detail
 2013-15 Biennium
 Infrastructure Financing Authority

Cross Reference Number: 12300-300-00-00-00000
 Package: Seismic Rehabilitation Debt
 Pkg Group: POL Pkg Type: POL Pkg Number: 476

Description	Agency Request Budget (V-01)	Governor's Budget (Y-01)	Column 2 Minus Column 1	% Change from Column 1 to Column 2
	Column 1	Column 2		
EXPENDITURES				
8000 General Fund	-	-	0	0.00%
3400 Other Funds Ltd	-	30,000,000	30,000,000	100.00%
TOTAL EXPENDITURES	-	\$30,000,000	\$30,000,000	100.00%
ENDING BALANCE				
8000 General Fund	-	-	0	0.00%
3400 Other Funds Ltd	-	-	0	0.00%
TOTAL ENDING BALANCE	-	-	\$0	0.00%
AUTHORIZED POSITIONS				
8150 Class/Unclass Positions	-	2	2	100.00%
AUTHORIZED FTE				
8250 Class/Unclass FTE Positions	-	1.00	1.00	100.00%

Package Comparison Report - Detail
 2013-15 Biennium
 Film and Video

Cross Reference Number: 12300-500-00-00-00000
 Package: Standard Inflation
 Pkg Group: ESS Pkg Type: 030 Pkg Number: 031

Description	Agency Request Budget (V-01)	Governor's Budget (Y-01)	Column 2 Minus Column 1	% Change from Column 1 to Column 2
	Column 1	Column 2		
EXPENDITURES				
SPECIAL PAYMENTS				
6030 Dist to Non-Gov Units				
4400 Lottery Funds Ltd	27,038	27,038	0	0.00%
ENDING BALANCE				
4400 Lottery Funds Ltd	(27,038)	(27,038)	0	0.00%
TOTAL ENDING BALANCE	(\$27,038)	(\$27,038)	\$0	0.00%

Oregon Business Development Department

Agency Number: 12300

Package Comparison Report - Detail
 2013-15 Biennium
 Arts

Cross Reference Number: 12300-600-00-00-00000
 Package: Non-PICS Psnl Svc / Vacancy Factor
 Pkg Group: ESS Pkg Type: 010 Pkg Number: 010

Description	Agency Request Budget (V-01)	Governor's Budget (Y-01)	Column 2 Minus Column 1	% Change from Column 1 to Column 2
	Column 1	Column 2		

REVENUE CATEGORIES

GENERAL FUND APPROPRIATION

0050 General Fund Appropriation

8000 General Fund	10,298	10,298	0	0.00%
-------------------	--------	--------	---	-------

REVENUE CATEGORIES

8000 General Fund	10,298	10,298	0	0.00%
-------------------	--------	--------	---	-------

TOTAL REVENUE CATEGORIES	\$10,298	\$10,298	\$0	0.00%
---------------------------------	-----------------	-----------------	------------	--------------

AVAILABLE REVENUES

8000 General Fund	10,298	10,298	0	0.00%
-------------------	--------	--------	---	-------

TOTAL AVAILABLE REVENUES	\$10,298	\$10,298	\$0	0.00%
---------------------------------	-----------------	-----------------	------------	--------------

EXPENDITURES

PERSONAL SERVICES

OTHER PAYROLL EXPENSES

3221 Pension Obligation Bond

8000 General Fund	2,202	2,202	0	0.00%
-------------------	-------	-------	---	-------

3400 Other Funds Ltd	232	232	0	0.00%
----------------------	-----	-----	---	-------

All Funds	2,434	2,434	0	0.00%
-----------	-------	-------	---	-------

3260 Mass Transit Tax

8000 General Fund	(193)	(193)	0	0.00%
-------------------	-------	-------	---	-------

Package Comparison Report - Detail
 2013-15 Biennium
 Arts

Cross Reference Number: 12300-600-00-00-00000
 Package: Non-PICS Psnl Svc / Vacancy Factor
 Pkg Group: ESS Pkg Type: 010 Pkg Number: 010

Description	Agency Request Budget (V-01)	Governor's Budget (Y-01)	Column 2 Minus Column 1	% Change from Column 1 to Column 2
	Column 1	Column 2		
3400 Other Funds Ltd	(237)	(237)	0	0.00%
All Funds	(430)	(430)	0	0.00%
OTHER PAYROLL EXPENSES				
8000 General Fund	2,009	2,009	0	0.00%
3400 Other Funds Ltd	(5)	(5)	0	0.00%
TOTAL OTHER PAYROLL EXPENSES	\$2,004	\$2,004	\$0	0.00%
P.S. BUDGET ADJUSTMENTS				
3455 Vacancy Savings				
8000 General Fund	8,289	8,289	0	0.00%
3400 Other Funds Ltd	(24,578)	(24,578)	0	0.00%
All Funds	(16,289)	(16,289)	0	0.00%
P.S. BUDGET ADJUSTMENTS				
8000 General Fund	8,289	8,289	0	0.00%
3400 Other Funds Ltd	(24,578)	(24,578)	0	0.00%
TOTAL P.S. BUDGET ADJUSTMENTS	(\$16,289)	(\$16,289)	\$0	0.00%
PERSONAL SERVICES				
8000 General Fund	10,298	10,298	0	0.00%
3400 Other Funds Ltd	(24,583)	(24,583)	0	0.00%
TOTAL PERSONAL SERVICES	(\$14,285)	(\$14,285)	\$0	0.00%

Oregon Business Development Department

Agency Number: 12300

Package Comparison Report - Detail
 2013-15 Biennium
 Arts

Cross Reference Number: 12300-600-00-00-00000
 Package: Non-PICS Psnl Svc / Vacancy Factor
 Pkg Group: ESS Pkg Type: 010 Pkg Number: 010

Description	Agency Request Budget (V-01)	Governor's Budget (Y-01)	Column 2 Minus Column 1	% Change from Column 1 to Column 2
	Column 1	Column 2		
EXPENDITURES				
8000 General Fund	10,298	10,298	0	0.00%
3400 Other Funds Ltd	(24,583)	(24,583)	0	0.00%
TOTAL EXPENDITURES	(\$14,285)	(\$14,285)	\$0	0.00%
ENDING BALANCE				
8000 General Fund	-	-	0	0.00%
3400 Other Funds Ltd	24,583	24,583	0	0.00%
TOTAL ENDING BALANCE	\$24,583	\$24,583	\$0	0.00%

Oregon Business Development Department

Agency Number: 12300

Package Comparison Report - Detail

Cross Reference Number: 12300-600-00-00-00000

2013-15 Biennium

Package: Standard Inflation

Arts

Pkg Group: ESS Pkg Type: 030 Pkg Number: 031

Description	Agency Request Budget (V-01)	Governor's Budget (Y-01)	Column 2 Minus Column 1	% Change from Column 1 to Column 2
	Column 1	Column 2		

REVENUE CATEGORIES

GENERAL FUND APPROPRIATION

0050 General Fund Appropriation

8000 General Fund 74,113 74,113 0 0.00%

FEDERAL FUNDS REVENUE

0995 Federal Funds

6400 Federal Funds Ltd 43,093 43,093 0 0.00%

REVENUE CATEGORIES

8000 General Fund 74,113 74,113 0 0.00%

6400 Federal Funds Ltd 43,093 43,093 0 0.00%

TOTAL REVENUE CATEGORIES \$117,206 \$117,206 \$0 0.00%

AVAILABLE REVENUES

8000 General Fund 74,113 74,113 0 0.00%

6400 Federal Funds Ltd 43,093 43,093 0 0.00%

TOTAL AVAILABLE REVENUES \$117,206 \$117,206 \$0 0.00%

EXPENDITURES

SERVICES & SUPPLIES

4100 Instate Travel

8000 General Fund 1,029 1,029 0 0.00%

Description	Agency Request Budget (V-01)	Governor's Budget (Y-01)	Column 2 Minus Column 1	% Change from Column 1 to Column 2
	Column 1	Column 2		
3400 Other Funds Ltd	999	999	0	0.00%
6400 Federal Funds Ltd	551	551	0	0.00%
All Funds	2,579	2,579	0	0.00%
4125 Out of State Travel				
8000 General Fund	60	60	0	0.00%
3400 Other Funds Ltd	105	105	0	0.00%
6400 Federal Funds Ltd	381	381	0	0.00%
All Funds	546	546	0	0.00%
4150 Employee Training				
8000 General Fund	142	142	0	0.00%
3400 Other Funds Ltd	52	52	0	0.00%
All Funds	194	194	0	0.00%
4175 Office Expenses				
8000 General Fund	470	470	0	0.00%
3400 Other Funds Ltd	1,057	1,057	0	0.00%
6400 Federal Funds Ltd	192	192	0	0.00%
All Funds	1,719	1,719	0	0.00%
4200 Telecommunications				
8000 General Fund	506	506	0	0.00%

Description	Agency Request Budget (V-01)	Governor's Budget (Y-01)	Column 2 Minus Column 1	% Change from Column 1 to Column 2
	Column 1	Column 2		
3400 Other Funds Ltd	82	82	0	0.00%
All Funds	588	588	0	0.00%
4225 State Gov. Service Charges				
8000 General Fund	5,535	5,535	0	0.00%
3400 Other Funds Ltd	2,788	2,788	0	0.00%
All Funds	8,323	8,323	0	0.00%
4250 Data Processing				
8000 General Fund	21	21	0	0.00%
3400 Other Funds Ltd	808	808	0	0.00%
All Funds	829	829	0	0.00%
4275 Publicity and Publications				
8000 General Fund	599	599	0	0.00%
3400 Other Funds Ltd	20,902	20,902	0	0.00%
6400 Federal Funds Ltd	30	30	0	0.00%
All Funds	21,531	21,531	0	0.00%
4300 Professional Services				
8000 General Fund	1,289	1,289	0	0.00%
3400 Other Funds Ltd	2,981	2,981	0	0.00%
6400 Federal Funds Ltd	416	416	0	0.00%

Package Comparison Report - Detail
 2013-15 Biennium
 Arts

Cross Reference Number: 12300-600-00-00-00000

Package: Standard Inflation

Pkg Group: ESS Pkg Type: 030 Pkg Number: 031

Description	Agency Request Budget (V-01)	Governor's Budget (Y-01)	Column 2 Minus Column 1	% Change from Column 1 to Column 2
	Column 1	Column 2		
All Funds	4,686	4,686	0	0.00%
4325 Attorney General				
8000 General Fund	328	328	0	0.00%
3400 Other Funds Ltd	1,028	1,028	0	0.00%
All Funds	1,356	1,356	0	0.00%
4375 Employee Recruitment and Develop				
3400 Other Funds Ltd	52	52	0	0.00%
6400 Federal Funds Ltd	96	96	0	0.00%
All Funds	148	148	0	0.00%
4400 Dues and Subscriptions				
8000 General Fund	270	270	0	0.00%
6400 Federal Funds Ltd	137	137	0	0.00%
All Funds	407	407	0	0.00%
4425 Facilities Rental and Taxes				
8000 General Fund	2,675	2,675	0	0.00%
3400 Other Funds Ltd	503	503	0	0.00%
All Funds	3,178	3,178	0	0.00%
4650 Other Services and Supplies				
3400 Other Funds Ltd	182	182	0	0.00%

Oregon Business Development Department

Agency Number: 12300

Package Comparison Report - Detail

Cross Reference Number: 12300-600-00-00-00000

2013-15 Biennium

Package: Standard Inflation

Arts

Pkg Group: ESS Pkg Type: 030 Pkg Number: 031

Description	Agency Request Budget (V-01)	Governor's Budget (Y-01)	Column 2 Minus Column 1	% Change from Column 1 to Column 2
	Column 1	Column 2		
6400 Federal Funds Ltd	115	115	0	0.00%
All Funds	297	297	0	0.00%
4700 Expendable Prop 250 - 5000				
8000 General Fund	31	31	0	0.00%
3400 Other Funds Ltd	130	130	0	0.00%
All Funds	161	161	0	0.00%
SERVICES & SUPPLIES				
8000 General Fund	12,955	12,955	0	0.00%
3400 Other Funds Ltd	31,669	31,669	0	0.00%
6400 Federal Funds Ltd	1,918	1,918	0	0.00%
TOTAL SERVICES & SUPPLIES	\$46,542	\$46,542	\$0	0.00%
SPECIAL PAYMENTS				
6015 Dist to Cities				
8000 General Fund	486	486	0	0.00%
6020 Dist to Counties				
3400 Other Funds Ltd	18,767	18,767	0	0.00%
6025 Dist to Other Gov Unit				
3400 Other Funds Ltd	17,288	17,288	0	0.00%
6030 Dist to Non-Gov Units				

Description	Agency Request Budget (V-01)	Governor's Budget (Y-01)	Column 2 Minus Column 1	% Change from Column 1 to Column 2
	Column 1	Column 2		
8000 General Fund	54,161	54,161	0	0.00%
3400 Other Funds Ltd	70,193	70,193	0	0.00%
6400 Federal Funds Ltd	39,528	39,528	0	0.00%
All Funds	163,882	163,882	0	0.00%
6035 Dist to Individuals				
8000 General Fund	6,511	6,511	0	0.00%
6400 Federal Funds Ltd	1,647	1,647	0	0.00%
All Funds	8,158	8,158	0	0.00%
SPECIAL PAYMENTS				
8000 General Fund	61,158	61,158	0	0.00%
3400 Other Funds Ltd	106,248	106,248	0	0.00%
6400 Federal Funds Ltd	41,175	41,175	0	0.00%
TOTAL SPECIAL PAYMENTS	\$208,581	\$208,581	\$0	0.00%
EXPENDITURES				
8000 General Fund	74,113	74,113	0	0.00%
3400 Other Funds Ltd	137,917	137,917	0	0.00%
6400 Federal Funds Ltd	43,093	43,093	0	0.00%
TOTAL EXPENDITURES	\$255,123	\$255,123	\$0	0.00%
ENDING BALANCE				

Oregon Business Development Department

Agency Number: 12300

Package Comparison Report - Detail

Cross Reference Number: 12300-600-00-00-00000

2013-15 Biennium

Package: Standard Inflation

Arts

Pkg Group: ESS Pkg Type: 030 Pkg Number: 031

Description	Agency Request Budget (V-01)	Governor's Budget (Y-01)	Column 2 Minus Column 1	% Change from Column 1 to Column 2
	Column 1	Column 2		
8000 General Fund	-	-	0	0.00%
3400 Other Funds Ltd	(137,917)	(137,917)	0	0.00%
6400 Federal Funds Ltd	-	-	0	0.00%
TOTAL ENDING BALANCE	(\$137,917)	(\$137,917)	\$0	0.00%

Package Comparison Report - Detail
 2013-15 Biennium
 Arts

Cross Reference Number: 12300-600-00-00-00000
 Package: May 2012 E-Board
 Pkg Group: POL Pkg Type: 080 Pkg Number: 081

Description	Agency Request Budget (V-01)	Governor's Budget (Y-01)	Column 2 Minus Column 1	% Change from Column 1 to Column 2
	Column 1	Column 2		
REVENUE CATEGORIES				
GENERAL FUND APPROPRIATION				
0050 General Fund Appropriation				
8000 General Fund	9,006	9,006	0	0.00%
REVENUE CATEGORIES				
8000 General Fund	9,006	9,006	0	0.00%
TOTAL REVENUE CATEGORIES	\$9,006	\$9,006	\$0	0.00%
AVAILABLE REVENUES				
8000 General Fund	9,006	9,006	0	0.00%
TOTAL AVAILABLE REVENUES	\$9,006	\$9,006	\$0	0.00%
EXPENDITURES				
SERVICES & SUPPLIES				
4675 Undistributed (S.S.)				
8000 General Fund	9,006	9,006	0	0.00%
SERVICES & SUPPLIES				
8000 General Fund	9,006	9,006	0	0.00%
TOTAL SERVICES & SUPPLIES	\$9,006	\$9,006	\$0	0.00%
EXPENDITURES				
8000 General Fund	9,006	9,006	0	0.00%

Oregon Business Development Department

Agency Number: 12300

Package Comparison Report - Detail

Cross Reference Number: 12300-600-00-00-00000

2013-15 Biennium

Package: May 2012 E-Board

Arts

Pkg Group: POL Pkg Type: 080 Pkg Number: 081

Description	Agency Request Budget (V-01)	Governor's Budget (Y-01)	Column 2 Minus Column 1	% Change from Column 1 to Column 2
	Column 1	Column 2		
TOTAL EXPENDITURES	\$9,006	\$9,006	\$0	0.00%
ENDING BALANCE				
8000 General Fund	-	-	0	0.00%
TOTAL ENDING BALANCE	-	-	\$0	0.00%

Package Comparison Report - Detail
 2013-15 Biennium
 Arts

Cross Reference Number: 12300-600-00-00-00000
 Package: Analyst Adjustments
 Pkg Group: POL Pkg Type: 090 Pkg Number: 090

Description	Agency Request Budget (V-01)	Governor's Budget (Y-01)	Column 2 Minus Column 1	% Change from Column 1 to Column 2
	Column 1	Column 2		
REVENUE CATEGORIES				
GENERAL FUND APPROPRIATION				
0050 General Fund Appropriation				
8000 General Fund	-	500,000	500,000	100.00%
REVENUE CATEGORIES				
8000 General Fund	-	500,000	500,000	100.00%
TOTAL REVENUE CATEGORIES	-	\$500,000	\$500,000	100.00%
AVAILABLE REVENUES				
8000 General Fund	-	500,000	500,000	100.00%
TOTAL AVAILABLE REVENUES	-	\$500,000	\$500,000	100.00%
EXPENDITURES				
SPECIAL PAYMENTS				
6025 Dist to Other Gov Unit				
8000 General Fund	-	500,000	500,000	100.00%
SPECIAL PAYMENTS				
8000 General Fund	-	500,000	500,000	100.00%
TOTAL SPECIAL PAYMENTS	-	\$500,000	\$500,000	100.00%
EXPENDITURES				
8000 General Fund	-	500,000	500,000	100.00%

Oregon Business Development Department

Agency Number: 12300

Package Comparison Report - Detail
 2013-15 Biennium
 Arts

Cross Reference Number: 12300-600-00-00-00000

Package: Analyst Adjustments

Pkg Group: POL Pkg Type: 090 Pkg Number: 090

Description	Agency Request Budget (V-01)	Governor's Budget (Y-01)	Column 2 Minus Column 1	% Change from Column 1 to Column 2
	Column 1	Column 2		
TOTAL EXPENDITURES	-	\$500,000	\$500,000	100.00%
ENDING BALANCE				
8000 General Fund	-	-	0	0.00%
TOTAL ENDING BALANCE	-	-	\$0	0.00%

Package Comparison Report - Detail
 2013-15 Biennium
 Arts

Cross Reference Number: 12300-600-00-00-00000
 Package: PERS Taxation Policy
 Pkg Group: POL Pkg Type: 090 Pkg Number: 092

Description	Agency Request Budget (V-01)	Governor's Budget (Y-01)	Column 2 Minus Column 1	% Change from Column 1 to Column 2
	Column 1	Column 2		
REVENUE CATEGORIES				
GENERAL FUND APPROPRIATION				
0050 General Fund Appropriation				
8000 General Fund	-	(2,893)	(2,893)	100.00%
REVENUE CATEGORIES				
8000 General Fund	-	(2,893)	(2,893)	100.00%
TOTAL REVENUE CATEGORIES	-	(\$2,893)	(\$2,893)	100.00%
AVAILABLE REVENUES				
8000 General Fund	-	(2,893)	(2,893)	100.00%
TOTAL AVAILABLE REVENUES	-	(\$2,893)	(\$2,893)	100.00%
EXPENDITURES				
PERSONAL SERVICES				
P.S. BUDGET ADJUSTMENTS				
3991 PERS Policy Adjustment				
8000 General Fund	-	(2,893)	(2,893)	100.00%
3400 Other Funds Ltd	-	(1,754)	(1,754)	100.00%
All Funds	-	(4,647)	(4,647)	100.00%
P.S. BUDGET ADJUSTMENTS				
8000 General Fund	-	(2,893)	(2,893)	100.00%

Description	Agency Request Budget (V-01)	Governor's Budget (Y-01)	Column 2 Minus Column 1	% Change from Column 1 to Column 2
	Column 1	Column 2		
3400 Other Funds Ltd	-	(1,754)	(1,754)	100.00%
TOTAL P.S. BUDGET ADJUSTMENTS	-	(\$4,647)	(\$4,647)	100.00%
PERSONAL SERVICES				
8000 General Fund	-	(2,893)	(2,893)	100.00%
3400 Other Funds Ltd	-	(1,754)	(1,754)	100.00%
TOTAL PERSONAL SERVICES	-	(\$4,647)	(\$4,647)	100.00%
EXPENDITURES				
8000 General Fund	-	(2,893)	(2,893)	100.00%
3400 Other Funds Ltd	-	(1,754)	(1,754)	100.00%
TOTAL EXPENDITURES	-	(\$4,647)	(\$4,647)	100.00%
ENDING BALANCE				
8000 General Fund	-	-	0	0.00%
3400 Other Funds Ltd	-	1,754	1,754	100.00%
TOTAL ENDING BALANCE	-	\$1,754	\$1,754	100.00%

Oregon Business Development Department

Agency Number: 12300

Package Comparison Report - Detail
 2013-15 Biennium
 Arts

Cross Reference Number: 12300-600-00-00-00000
 Package: Other PERS Adjustments
 Pkg Group: POL Pkg Type: 090 Pkg Number: 093

Description	Agency Request Budget (V-01)	Governor's Budget (Y-01)	Column 2 Minus Column 1	% Change from Column 1 to Column 2
	Column 1	Column 2		

REVENUE CATEGORIES

GENERAL FUND APPROPRIATION

0050 General Fund Appropriation

8000 General Fund - (23,144) (23,144) 100.00%

REVENUE CATEGORIES

8000 General Fund - (23,144) (23,144) 100.00%

TOTAL REVENUE CATEGORIES - (\$23,144) (\$23,144) 100.00%

AVAILABLE REVENUES

8000 General Fund - (23,144) (23,144) 100.00%

TOTAL AVAILABLE REVENUES - (\$23,144) (\$23,144) 100.00%

EXPENDITURES

PERSONAL SERVICES

P.S. BUDGET ADJUSTMENTS

3991 PERS Policy Adjustment

8000 General Fund - (23,144) (23,144) 100.00%

3400 Other Funds Ltd - (14,029) (14,029) 100.00%

All Funds - (37,173) (37,173) 100.00%

P.S. BUDGET ADJUSTMENTS

8000 General Fund - (23,144) (23,144) 100.00%

Oregon Business Development Department

Agency Number: 12300

Package Comparison Report - Detail

Cross Reference Number: 12300-600-00-00-00000

2013-15 Biennium

Package: Other PERS Adjustments

Arts

Pkg Group: POL Pkg Type: 090 Pkg Number: 093

Description	Agency Request Budget (V-01)	Governor's Budget (Y-01)	Column 2 Minus Column 1	% Change from Column 1 to Column 2
	Column 1	Column 2		
3400 Other Funds Ltd	-	(14,029)	(14,029)	100.00%
TOTAL P.S. BUDGET ADJUSTMENTS	-	(\$37,173)	(\$37,173)	100.00%
PERSONAL SERVICES				
8000 General Fund	-	(23,144)	(23,144)	100.00%
3400 Other Funds Ltd	-	(14,029)	(14,029)	100.00%
TOTAL PERSONAL SERVICES	-	(\$37,173)	(\$37,173)	100.00%
EXPENDITURES				
8000 General Fund	-	(23,144)	(23,144)	100.00%
3400 Other Funds Ltd	-	(14,029)	(14,029)	100.00%
TOTAL EXPENDITURES	-	(\$37,173)	(\$37,173)	100.00%
ENDING BALANCE				
8000 General Fund	-	-	0	0.00%
3400 Other Funds Ltd	-	14,029	14,029	100.00%
TOTAL ENDING BALANCE	-	\$14,029	\$14,029	100.00%

Oregon Business Development Department

Agency Number: 12300

Package Comparison Report - Detail
 2013-15 Biennium
 Lottery Bond Debt Service

Cross Reference Number: 12300-900-00-00-00000
 Package: SPWF Re-capitalization
 Pkg Group: POL Pkg Type: POL Pkg Number: 102

Description	Agency Request Budget (V-01)	Governor's Budget (Y-01)	Column 2 Minus Column 1	% Change from Column 1 to Column 2
	Column 1	Column 2		
REVENUE CATEGORIES				
TRANSFERS IN				
1040 Transfer In Lottery Proceeds				
4430 Lottery Funds Debt Svc Ltd	11,634,513	-	(11,634,513)	(100.00%)
AVAILABLE REVENUES				
4430 Lottery Funds Debt Svc Ltd	11,634,513	-	(11,634,513)	(100.00%)
TOTAL AVAILABLE REVENUES	\$11,634,513	-	(\$11,634,513)	(100.00%)
EXPENDITURES				
DEBT SERVICE				
7100 Principal - Bonds				
4430 Lottery Funds Debt Svc Ltd	4,085,000	1,615,000	(2,470,000)	(60.47%)
7150 Interest - Bonds				
4430 Lottery Funds Debt Svc Ltd	7,549,513	4,366,990	(3,182,523)	(42.16%)
DEBT SERVICE				
4430 Lottery Funds Debt Svc Ltd	11,634,513	5,981,990	(5,652,523)	(48.58%)
TOTAL DEBT SERVICE	\$11,634,513	\$5,981,990	(\$5,652,523)	(48.58%)
ENDING BALANCE				
4430 Lottery Funds Debt Svc Ltd	-	(5,981,990)	(5,981,990)	100.00%
TOTAL ENDING BALANCE	-	(\$5,981,990)	(\$5,981,990)	100.00%

Oregon Business Development Department

Agency Number: 12300

Package Comparison Report - Detail
 2013-15 Biennium
 Lottery Bond Debt Service

Cross Reference Number: 12300-900-00-00-00000

Package: Brownfields Recapitalization

Pkg Group: POL Pkg Type: POL Pkg Number: 107

Description	Agency Request Budget (V-01)	Governor's Budget (Y-01)	Column 2 Minus Column 1	% Change from Column 1 to Column 2
	Column 1	Column 2		
REVENUE CATEGORIES				
TRANSFERS IN				
1040 Transfer In Lottery Proceeds				
4430 Lottery Funds Debt Svc Ltd	1,179,563	-	(1,179,563)	(100.00%)
AVAILABLE REVENUES				
4430 Lottery Funds Debt Svc Ltd	1,179,563	-	(1,179,563)	(100.00%)
TOTAL AVAILABLE REVENUES	\$1,179,563	-	(\$1,179,563)	(100.00%)
EXPENDITURES				
DEBT SERVICE				
7100 Principal - Bonds				
4430 Lottery Funds Debt Svc Ltd	415,000	-	(415,000)	(100.00%)
7150 Interest - Bonds				
4430 Lottery Funds Debt Svc Ltd	764,563	-	(764,563)	(100.00%)
DEBT SERVICE				
4430 Lottery Funds Debt Svc Ltd	1,179,563	-	(1,179,563)	(100.00%)
TOTAL DEBT SERVICE	\$1,179,563	-	(\$1,179,563)	(100.00%)
ENDING BALANCE				
4430 Lottery Funds Debt Svc Ltd	-	-	0	0.00%
TOTAL ENDING BALANCE	-	-	\$0	0.00%

01/16/13 REPORT NO.: PPDPLBUDCL
 REPORT: SUMMARY LIST BY PKG BY SUMMARY XREF
 AGENCY:12300 OREGON BUSINESS DEVEL DEPT
 SUMMARY XREF:110-00-00 000 Shared Services/Cent

DEPT. OF ADMIN. SVCS. -- PPDB PICS SYSTEM

PKG	CLASS	COMP	DESCRIPTION	POS CNT	FTE	MOS	AVERAGE RATE	GF SAL	OF SAL	FF SAL	LF SAL	AF SAL
000	MEAHZ7016	HA	PRINCIPAL EXECUTIVE/MANAGER I	1	1.00	24.00	12,893.00				309,432	309,432
000	MESNZ0830	AA	EXECUTIVE ASSISTANT	1	1.00	24.00	4,364.00				104,736	104,736
000	MESNZ7012	AA	PRINCIPAL EXECUTIVE/MANAGER G	1	1.00	24.00	9,955.00				238,920	238,920
000	MMN X0866	AA	PUBLIC AFFAIRS SPECIALIST 3	1	1.00	24.00	6,760.00				162,240	162,240
000	MMN X0872	AA	OPERATIONS & POLICY ANALYST 3	1	1.00	24.00	6,760.00				162,240	162,240
000	MMN X0873	AA	OPERATIONS & POLICY ANALYST 4	1	1.00	24.00	6,760.00				162,240	162,240
000	MMN X1321	AA	HUMAN RESOURCE ANALYST 2	1	1.00	24.00	4,809.00				115,416	115,416
000	MMS X0113	AA	SUPPORT SERVICES SUPERVISOR 2	1	1.00	24.00	3,970.00				95,280	95,280
000	MMS X0866	AA	PUBLIC AFFAIRS SPECIALIST 3	1	1.00	24.00	6,134.00				147,216	147,216
000	MMS X1218	AA	ACCOUNTANT 4	1	1.00	24.00	5,052.00		30,312		90,936	121,248
000	MMS X7006	IA	PRINCIPAL EXECUTIVE/MANAGER D	1	1.00	24.00	8,206.00				196,944	196,944
000	MMS X7008	AA	PRINCIPAL EXECUTIVE/MANAGER E	2	2.00	48.00	6,972.50				334,680	334,680
000	MMS X7010	AA	PRINCIPAL EXECUTIVE/MANAGER F	1	1.00	24.00	7,811.00				187,464	187,464
000	UA C0104	AA	OFFICE SPECIALIST 2	1	1.00	24.00	2,350.00				56,400	56,400
000	UA C0118	AA	EXECUTIVE SUPPORT SPECIALIST 1	1	1.00	24.00	2,452.00				58,848	58,848
000	UA C0211	AA	ACCOUNTING TECHNICIAN 2	1	1.00	24.00	2,545.00				61,080	61,080
000	UA C0212	AA	ACCOUNTING TECHNICIAN 3	1	1.00	24.00	3,178.00				76,272	76,272
000	UA C0438	AA	PROCUREMENT & CONTRACT SPEC 3	1	1.00	24.00	5,342.00		64,104		64,104	128,208
000	UA C0864	AA	PUBLIC AFFAIRS SPECIALIST 1	1	1.00	24.00	3,652.00				87,648	87,648
000	UA C0871	AA	OPERATIONS & POLICY ANALYST 2	2	2.00	48.00	4,232.50		92,088		111,072	203,160
000	UA C1216	AA	ACCOUNTANT 2	1	1.00	24.00	3,178.00				76,272	76,272
000	UA C1218	AA	ACCOUNTANT 4	1	1.00	24.00	6,164.00		147,936			147,936
000	UA C1243	AA	FISCAL ANALYST 1	1	1.00	24.00	4,211.00				101,064	101,064
000	UA C1245	AA	FISCAL ANALYST 3	1	1.00	24.00	5,342.00				128,208	128,208
000	UA C1484	IA	INFO SYSTEMS SPECIALIST 4	2	2.00	48.00	5,019.00				240,912	240,912

REPORT: SUMMARY LIST BY PKG BY SUMMARY XREF

2013-15

PROD FILE

AGENCY:12300 OREGON BUSINESS DEVEL DEPT

PICS SYSTEM: BUDGET PREPARATION

SUMMARY XREF:110-00-00 000 Shared Services/Cent

PKG	CLASS	COMP	DESCRIPTION	POS CNT	FTE	MOS	AVERAGE RATE	GF SAL	OF SAL	FF SAL	LF SAL	AF SAL
000	UA	C1485	IA INFO SYSTEMS SPECIALIST 5	1	1.00	24.00	5,113.00				122,712	122,712
000	UA	C1488	IA INFO SYSTEMS SPECIALIST 8	1	1.00	24.00	7,244.00				173,856	173,856
000				30	30.00	720.00	5,556.43		334,440		3,666,192	4,000,632

01/16/13 REPORT NO.: PPDPLEUDCL
 REPORT: SUMMARY LIST BY PKG BY SUMMARY XREF
 AGENCY:12300 OREGON BUSINESS DEVEL DEPT
 SUMMARY XREF:110-00-00 081 Shared Services/Cent

DEPT. OF ADMIN. SVCS. -- PPDB PICS SYSTEM

2013-15
 PICS SYSTEM: BUDGET PREPARATION

PKG	CLASS	COMP	DESCRIPTION	POS CNT	FTE	MOS	AVERAGE RATE	GF SAL	OF SAL	FF SAL	LF SAL	AF SAL
081	MMN	X1321	AA HUMAN RESOURCE ANALYST 2		.00	.00	4,809.00		17,312		17,312-	
081	MMS	X0113	AA SUPPORT SERVICES SUPERVISOR 2		.00	.00	3,970.00		14,292		14,292-	
081	MMS	X7006	IA PRINCIPAL EXECUTIVE/MANAGER D		.00	.00	8,206.00		29,542		29,542-	
081	MMS	X7008	AA PRINCIPAL EXECUTIVE/MANAGER E		.00	.00	6,972.50		50,202		50,202-	
081	UA	C0871	AA OPERATIONS & POLICY ANALYST 2		.00	.00	4,628.00		16,661		16,661-	
081	UA	C1484	IA INFO SYSTEMS SPECIALIST 4		.00	.00	5,019.00		18,068		18,068-	
081	UA	C1485	IA INFO SYSTEMS SPECIALIST 5		.00	.00	5,113.00		18,407		18,407-	
081	UA	C1488	IA INFO SYSTEMS SPECIALIST 8		.00	.00	7,244.00		26,078		26,078-	
081					.00	.00	5,881.55		190,562		190,562-	

REPORT: SUMMARY LIST BY PKG BY SUMMARY XREF

2013-15

PROD FILE

AGENCY:12300 OREGON BUSINESS DEVEL DEPT

PICS SYSTEM: BUDGET PREPARATION

SUMMARY XREF:110-00-00 102 Shared Services/Cent

PKG	CLASS	COMP	DESCRIPTION	POS CNT	FTE	MOS	AVERAGE RATE	GF SAL	OF SAL	FF SAL	LF SAL	AF SAL
102	UA	CI485 IA	INFO SYSTEMS SPECIALIST 5	1	1.00	24.00	4,063.00		97,512			97,512
102				1	1.00	24.00	4,063.00		97,512			97,512

REPORT: SUMMARY LIST BY PKG BY SUMMARY XREF

2013-15

PROD FILE

AGENCY: 12300 OREGON BUSINESS DEVEL DEPT

PICS SYSTEM: BUDGET PREPARATION

SUMMARY XREF: 110-00-00 108 Shared Services/Cent

PKG	CLASS	COMP	DESCRIPTION	POS CNT	FTE	MOS	AVERAGE RATE	GF SAL	OF SAL	FF SAL	LF SAL	AF SAL
108	UA	C1485	IA INFO SYSTEMS SPECIALIST 5		.00	.00	4,063.00					
108					.00	.00	4,063.00					
				31	31.00	744.00	5,613.74		622,514		3,475,630	4,098,144

01/16/13 REPORT NO.: PPDPLEUDCL
 REPORT: SUMMARY LIST BY PKG BY SUMMARY XREF
 AGENCY:12300 OREGON BUSINESS DEVEL DEPT
 SUMMARY XREF:210-00-00 000 Business, Innovation

DEPT. OF ADMIN. SVCS. -- PPDB PICS SYSTEM

PAGE 6
 2013-15
 PROD FILE
 PICS SYSTEM: BUDGET PREPARATION

PKG	CLASS	COMP	DESCRIPTION	POS CNT	FTE	MOS	AVERAGE RATE	GF SAL	OF SAL	FF SAL	LF SAL	AF SAL
000	MESNZ7012	AA	PRINCIPAL EXECUTIVE/MANAGER G	1	1.00	24.00	8,613.00				206,712	206,712
000	MMN X0863	AA	PROGRAM ANALYST 4	7	7.00	168.00	7,045.42				1,183,632	1,183,632
000	MMN X0873	AA	OPERATIONS & POLICY ANALYST 4	4	4.00	96.00	7,025.75				674,472	674,472
000	MMN X7010	AA	PRINCIPAL EXECUTIVE/MANAGER F	11	11.00	264.00	8,133.00		403,656		1,743,456	2,147,112
000	MMS X7004	AA	PRINCIPAL EXECUTIVE/MANAGER C	1	1.00	24.00	6,134.00		147,216			147,216
000	MMS X7010	AA	PRINCIPAL EXECUTIVE/MANAGER F	3	3.00	72.00	6,803.33		140,136		349,704	489,840
000	UA C0104	AA	OFFICE SPECIALIST 2	2	2.00	48.00	2,847.00		7,277		129,379	136,656
000	UA C0107	AA	ADMINISTRATIVE SPECIALIST 1	3	3.00	72.00	3,332.00		159,936		79,968	239,904
000	UA C0108	AA	ADMINISTRATIVE SPECIALIST 2	1	1.00	24.00	3,652.00				87,648	87,648
000	UA C0862	AA	PROGRAM ANALYST 3	3	2.50	60.00	5,874.00				352,440	352,440
000	UA C0863	AA	PROGRAM ANALYST 4	1	1.00	24.00	5,874.00		140,976			140,976
000	UA C0872	AA	OPERATIONS & POLICY ANALYST 3	1	1.00	24.00	6,164.00				147,936	147,936
000	UA C0873	AA	OPERATIONS & POLICY ANALYST 4	2	1.50	36.00	4,977.00		58,272		122,352	180,624
000	UA C1001	AA	LOAN SPECIALIST 1	1	.50	12.00	3,332.00		39,984			39,984
000	UA C1002	AA	LOAN SPECIALIST 2	2	2.00	48.00	4,467.50		122,352	92,088		214,440
000	UA C1003	AA	LOAN SPECIALIST 3	6	6.00	144.00	5,694.83		591,744	228,312		820,056
000	UA C1163	AA	ECONOMIST 3	1	1.00	24.00	5,098.00				122,352	122,352
000	UA C5247	AA	COMPLIANCE SPECIALIST 2	3	3.00	72.00	4,362.33		314,088			314,088
000				53	51.50	1236.00	6,143.73		2,125,637	320,400	5,200,051	7,646,088

01/16/13 REPORT NO.: PPDPLBUDCL
REPORT: SUMMARY LIST BY PKG BY SUMMARY XREF
AGENCY:12300 OREGON BUSINESS DEVEL DEPT
SUMMARY XREF:210-00-00 050 Business, Innovation

DEPT. OF ADMIN. SVCS. -- PPDB PICS SYSTEM

2013-15
PICS SYSTEM: BUDGET PREPARATION

PAGE 7
PROD FILE

PKG	CLASS	COMP	DESCRIPTION	POS CNT	FTE	MOS	AVERAGE RATE	GF SAL	OF SAL	FF SAL	LF SAL	AF SAL
050	UA	C1002	AA LOAN SPECIALIST 2		.00	.00	3,837.00		18,418	18,418-		
050	UA	C1003	AA LOAN SPECIALIST 3		.00	.00	4,756.50		45,662	45,662-		
050					.00	.00	4,450.00		64,080	64,080-		

01/16/13 REPORT NO.: PPDPLEUDCL
REPORT: SUMMARY LIST BY PKG BY SUMMARY XREF
AGENCY:12300 OREGON BUSINESS DEVEL DEPT
SUMMARY XREF:210-00-00 102 Business, Innovation

DEPT. OF ADMIN. SVCS. -- PPDB PICS SYSTEM

PAGE 8
2013-15
PROD FILE
PICS SYSTEM: BUDGET PREPARATION

PKG	CLASS	COMP	DESCRIPTION	POS CNT	FTE	MOS	AVERAGE RATE	GF SAL	OF SAL	FF SAL	LF SAL	AF SAL
102	MENNZ7010	AA	PRINCIPAL EXECUTIVE/MANAGER F	2	2.00	48.00	6,134.00		294,432			294,432
102				2	2.00	48.00	6,134.00		294,432			294,432

01/16/13 REPORT NO.: PPDPLBUDCL
 REPORT: SUMMARY LIST BY PKG BY SUMMARY XREF
 AGENCY:12300 OREGON BUSINESS DEVEL DEPT
 SUMMARY XREF:210-00-00 105 Business, Innovation

DEPT. OF ADMIN. SVCS. -- PPDB PICS SYSTEM

PKG	CLASS	COMP	DESCRIPTION	POS CNT	FTE	MOS	AVERAGE RATE	GF SAL	OF SAL	FF SAL	LF SAL	AF SAL
105	UA	C0860 AA	PROGRAM ANALYST 1	1	1.00	24.00	3,178.00				76,272	76,272
105				1	1.00	24.00	3,178.00				76,272	76,272

01/16/13 REPORT NO.: PPDPLBUDCL
 REPORT: SUMMARY LIST BY PKG BY SUMMARY XREF
 AGENCY:12300 OREGON BUSINESS DEVEL DEPT
 SUMMARY XREF:210-00-00 106 Business, Innovation

DEPT. OF ADMIN. SVCS. -- PPDB PICS SYSTEM

PKG	CLASS	COMP	DESCRIPTION	POS CNT	FTE	MOS	AVERAGE RATE	GF SAL	OF SAL	FF SAL	LF SAL	AF SAL
106	UA	C5247 AA	COMPLIANCE SPECIALIST 2	1	1.00	24.00	3,486.00		83,664			83,664
106				1	1.00	24.00	3,486.00		83,664			83,664
				57	55.50	1332.00	5,892.85		2,567,813	256,320	5,276,323	8,100,456

01/16/13 REPORT NO.: PPDPLBUDCL
 REPORT: SUMMARY LIST BY PKG BY SUMMARY XREF
 AGENCY:12300 OREGON BUSINESS DEVEL DEPT
 SUMMARY XREF:300-00-00 000 Infrastructure Finan

DEPT. OF ADMIN. SVCS. -- PPDB PICS SYSTEM

PKG	CLASS	COMP	DESCRIPTION	POS CNT	FTE	MOS	AVERAGE RATE	GF SAL	OF SAL	FF SAL	LF SAL	AF SAL
000	MESNZ7012	AA	PRINCIPAL EXECUTIVE/MANAGER G	1	1.00	24.00	7,093.00		170,232			170,232
000	MMS X7006	AA	PRINCIPAL EXECUTIVE/MANAGER D	1	1.00	24.00	5,052.00		121,248			121,248
000	MMS X7008	AA	PRINCIPAL EXECUTIVE/MANAGER E	1	1.00	24.00	7,811.00		187,464			187,464
000	MMS X7010	AA	PRINCIPAL EXECUTIVE/MANAGER F	2	2.00	48.00	8,613.00		351,410	62,014		413,424
000	UA C0107	AA	ADMINISTRATIVE SPECIALIST 1	3	3.00	72.00	2,815.33		157,308	45,396		202,704
000	UA C0435	AA	PROCUREMENT AND CONTRACT ASST	1	1.00	24.00	3,332.00		79,968			79,968
000	UA C0438	AA	PROCUREMENT & CONTRACT SPEC 3	1	1.00	24.00	5,342.00		128,208			128,208
000	UA C0862	AA	PROGRAM ANALYST 3	12	12.00	288.00	5,064.66		1,129,899	328,725		1,458,624
000	UA C0863	AA	PROGRAM ANALYST 4	4	4.00	96.00	5,907.00		505,027	62,045		567,072
000	UA C0870	AA	OPERATIONS & POLICY ANALYST 1	1	1.00	24.00	3,178.00		38,136	38,136		76,272
000	UA C1003	AA	LOAN SPECIALIST 3	3	3.00	72.00	5,454.00		360,636	32,052		392,688
000	UA C1216	AA	ACCOUNTANT 2	1	1.00	24.00	4,415.00		52,980	52,980		105,960
000	UA C1217	AA	ACCOUNTANT 3	1	1.00	24.00	3,837.00		92,088			92,088
000	UA C1244	AA	FISCAL ANALYST 2	1	1.00	24.00	4,856.00		58,272	58,272		116,544
000				33	33.00	792.00	5,192.54		3,432,876	679,620		4,112,496

REPORT: SUMMARY LIST BY PKG BY SUMMARY XREF

2013-15

PROD FILE

AGENCY:12300 OREGON BUSINESS DEVEL DEPT

PICS SYSTEM: BUDGET PREPARATION

SUMMARY XREF:300-00-00 109 Infrastructure Finan

PKG	CLASS	COMP	DESCRIPTION	POS CNT	FTE	MOS	AVERAGE RATE	GF SAL	OF SAL	FF SAL	LF SAL	AF SAL
109	UA	C0862	AA PROGRAM ANALYST 3	1	1.00	24.00	4,211.00		101,064			101,064
109				1	1.00	24.00	4,211.00		101,064			101,064

REPORT: SUMMARY LIST BY PKG BY SUMMARY XREF

2013-15

PROD FILE

AGENCY:12300 OREGON BUSINESS DEVEL DEPT

PICS SYSTEM: BUDGET PREPARATION

SUMMARY XREF:300-00-00 475 Infrastructure Finan

PKG	CLASS	COMP	DESCRIPTION	POS CNT	FTE	MOS	AVERAGE RATE	GF SAL	OF SAL	FF SAL	LF SAL	AF SAL
475	UA	C0862 AA	PROGRAM ANALYST 3	1	1.00	24.00	4,211.00	101,064				101,064
475				1	1.00	24.00	4,211.00	101,064				101,064

REPORT: SUMMARY LIST BY PKG BY SUMMARY XREF

2013-15

PROD FILE

AGENCY:12300 OREGON BUSINESS DEVEL DEPT

PICS SYSTEM: BUDGET PREPARATION

SUMMARY XREF:300-00-00 476 Infrastructure Finan

PKG	CLASS	COMP	DESCRIPTION	POS CNT	FTE	MOS	AVERAGE RATE	GF SAL	OF SAL	FF SAL	LF SAL	AF SAL
476	UA	C0107 AA	ADMINISTRATIVE SPECIALIST 1	1	.50	12.00	2,452.00	29,424				29,424
476	UA	C0861 AA	PROGRAM ANALYST 2	1	.50	12.00	3,837.00	46,044				46,044
476				2	1.00	24.00	3,144.50	75,468				75,468
				37	36.00	864.00	5,028.78	176,532	3,533,940	679,620		4,390,092

01/16/13 REPORT NO.: PPDPLBUDCL
 REPORT: SUMMARY LIST BY PKG BY SUMMARY XREF
 AGENCY:12300 OREGON BUSINESS DEVEL DEPT
 SUMMARY XREF:600-00-00 000 Arts

DEPT. OF ADMIN. SVCS. -- PPDB PICS SYSTEM

PKG	CLASS	COMP	DESCRIPTION	POS CNT	FTE	MOS	AVERAGE RATE	GF SAL	OF SAL	FF SAL	LF SAL	AF SAL
000	B	Y7500	AE BOARD AND COMMISSION MEMBER		.00	.00	0.00		4,200			4,200
000	MESNZ7008	AA	PRINCIPAL EXECUTIVE/MANAGER E	1	1.00	24.00	7,811.00	187,464				187,464
000	MMN	X0806	AA OFFICE MANAGER 2	1	1.00	24.00	3,274.00	78,576				78,576
000	MMN	X0862	AA PROGRAM ANALYST 3	3	3.00	72.00	5,694.33	309,983	100,009			409,992
000	MMN	X0863	AA PROGRAM ANALYST 4	1	1.00	24.00	6,134.00	147,216	147,216			147,216
000	MMN	X0865	AA PUBLIC AFFAIRS SPECIALIST 2	1	1.00	24.00	5,304.00	127,296	127,296			127,296
000	MMN	X7004	AA PRINCIPAL EXECUTIVE/MANAGER C	1	1.00	24.00	6,134.00	147,216				147,216
000	UA	C0104	AA OFFICE SPECIALIST 2	1	1.00	24.00	2,662.00	63,888	63,888			63,888
000				9	9.00	216.00	3,025.12	723,239	442,609			1,165,848
				9	9.00	216.00	3,025.12	723,239	442,609			1,165,848
				134	131.50	3156.00	5,339.78	899,771	7,166,876	935,940	8,751,953	17,754,540

01/16/13 REPORT NO.: PPDPLBUDCL
REPORT: SUMMARY LIST BY PKG BY SUMMARY XREF
AGENCY: 12300 OREGON BUSINESS DEVEL DEPT
SUMMARY XREF: 600-00-00 000 Arts

DEPT. OF ADMIN. SVCS. -- PPDB PICS SYSTEM

2013-15
PICS SYSTEM: BUDGET PREPARATION

PAGE 16
PROD FILE

PKG	CLASS	COMP	DESCRIPTION	POS CNT	FTE	MOS	AVERAGE RATE	GF SAL	OF SAL	FF SAL	LF SAL	AF SAL
				134	131.50	3156.00	5,339.78	899,771	7,166,876	935,940	8,751,953	17,754,540

PKG	CLASS	COMP	DESCRIPTION	POS CNT	FTE	MOS	AVERAGE RATE	GF SAL	OF SAL	FF SAL	LF SAL	AF SAL
000	B	Y7500	AE BOARD AND COMMISSION MEMBER		.00	.00	0.00		4,200			4,200
000	MEAHZ7016	HA	PRINCIPAL EXECUTIVE/MANAGER I	1	1.00	24.00	12,893.00				309,432	309,432
102	MENNZ7010	AA	PRINCIPAL EXECUTIVE/MANAGER F	2	2.00	48.00	6,134.00		294,432			294,432
000	MESNZ0830	AA	EXECUTIVE ASSISTANT	1	1.00	24.00	4,364.00				104,736	104,736
000	MESNZ7008	AA	PRINCIPAL EXECUTIVE/MANAGER E	1	1.00	24.00	7,811.00	187,464				187,464
000	MESNZ7012	AA	PRINCIPAL EXECUTIVE/MANAGER G	3	3.00	72.00	8,553.66		170,232		445,632	615,864
000	MMN X0806	AA	OFFICE MANAGER 2	1	1.00	24.00	3,274.00	78,576				78,576
000	MMN X0862	AA	PROGRAM ANALYST 3	3	3.00	72.00	5,694.33	309,983	100,009			409,992
000	MMN X0863	AA	PROGRAM ANALYST 4	8	8.00	192.00	6,931.50		147,216		1,183,632	1,330,848
000	MMN X0865	AA	PUBLIC AFFAIRS SPECIALIST 2	1	1.00	24.00	5,304.00		127,296			127,296
000	MMN X0866	AA	PUBLIC AFFAIRS SPECIALIST 3	1	1.00	24.00	6,760.00				162,240	162,240
000	MMN X0872	AA	OPERATIONS & POLICY ANALYST 3	1	1.00	24.00	6,760.00				162,240	162,240
000	MMN X0873	AA	OPERATIONS & POLICY ANALYST 4	5	5.00	120.00	6,972.60				836,712	836,712
081	MMN X1321	AA	HUMAN RESOURCE ANALYST 2	1	1.00	24.00	4,809.00		17,312		98,104	115,416
000	MMN X7004	AA	PRINCIPAL EXECUTIVE/MANAGER C	1	1.00	24.00	6,134.00	147,216				147,216
000	MMN X7010	AA	PRINCIPAL EXECUTIVE/MANAGER F	11	11.00	264.00	8,133.00		403,656		1,743,456	2,147,112
081	MMS X0113	AA	SUPPORT SERVICES SUPERVISOR 2	1	1.00	24.00	3,970.00		14,292		80,988	95,280
000	MMS X0866	AA	PUBLIC AFFAIRS SPECIALIST 3	1	1.00	24.00	6,134.00				147,216	147,216
000	MMS X1218	AA	ACCOUNTANT 4	1	1.00	24.00	5,052.00		30,312		90,936	121,248
000	MMS X7004	AA	PRINCIPAL EXECUTIVE/MANAGER C	1	1.00	24.00	6,134.00		147,216			147,216
000	MMS X7006	AA	PRINCIPAL EXECUTIVE/MANAGER D	1	1.00	24.00	5,052.00		121,248			121,248
081	MMS X7006	IA	PRINCIPAL EXECUTIVE/MANAGER D	1	1.00	24.00	8,206.00		29,542		167,402	196,944
000	MMS X7008	AA	PRINCIPAL EXECUTIVE/MANAGER E	3	3.00	72.00	7,092.28		237,666		284,478	522,144
000	MMS X7010	AA	PRINCIPAL EXECUTIVE/MANAGER F	6	6.00	144.00	7,574.50		491,546	62,014	537,168	1,090,728
000	UA C0104	AA	OFFICE SPECIALIST 2	4	4.00	96.00	2,676.50		71,165		185,779	256,944

PKG	CLASS	COMP	DESCRIPTION	POS CNT	FTE	MOS	AVERAGE RATE	GF SAL	OF SAL	FF SAL	LF SAL	AF SAL
476	UA	C0107	AA ADMINISTRATIVE SPECIALIST 1	7	6.50	156.00	2,984.85	29,424	317,244	45,396	79,968	472,032
000	UA	C0108	AA ADMINISTRATIVE SPECIALIST 2	1	1.00	24.00	3,652.00				87,648	87,648
000	UA	C0118	AA EXECUTIVE SUPPORT SPECIALIST 1	1	1.00	24.00	2,452.00				58,848	58,848
000	UA	C0211	AA ACCOUNTING TECHNICIAN 2	1	1.00	24.00	2,545.00				61,080	61,080
000	UA	C0212	AA ACCOUNTING TECHNICIAN 3	1	1.00	24.00	3,178.00				76,272	76,272
000	UA	C0435	AA PROCUREMENT AND CONTRACT ASST	1	1.00	24.00	3,332.00		79,968			79,968
000	UA	C0438	AA PROCUREMENT & CONTRACT SPEC 3	2	2.00	48.00	5,342.00		192,312		64,104	256,416
105	UA	C0860	AA PROGRAM ANALYST 1	1	1.00	24.00	3,178.00				76,272	76,272
476	UA	C0861	AA PROGRAM ANALYST 2	1	.50	12.00	3,837.00	46,044				46,044
475	UA	C0862	AA PROGRAM ANALYST 3	17	16.50	396.00	5,107.05	101,064	1,230,963	328,725	352,440	2,013,192
000	UA	C0863	AA PROGRAM ANALYST 4	5	5.00	120.00	5,900.40		646,003	62,045		708,048
000	UA	C0864	AA PUBLIC AFFAIRS SPECIALIST 1	1	1.00	24.00	3,652.00				87,648	87,648
000	UA	C0870	AA OPERATIONS & POLICY ANALYST 1	1	1.00	24.00	3,178.00		38,136	38,136		76,272
000	UA	C0871	AA OPERATIONS & POLICY ANALYST 2	2	2.00	48.00	4,430.25		108,749		94,411	203,160
000	UA	C0872	AA OPERATIONS & POLICY ANALYST 3	1	1.00	24.00	6,164.00				147,936	147,936
000	UA	C0873	AA OPERATIONS & POLICY ANALYST 4	2	1.50	36.00	4,977.00		58,272		122,352	180,624
000	UA	C1001	AA LOAN SPECIALIST 1	1	.50	12.00	3,332.00		39,984			39,984
050	UA	C1002	AA LOAN SPECIALIST 2	2	2.00	48.00	4,152.25		140,770	73,670		214,440
050	UA	C1003	AA LOAN SPECIALIST 3	9	9.00	216.00	5,350.53		998,042	214,702		1,212,744
000	UA	C1163	AA ECONOMIST 3	1	1.00	24.00	5,098.00				122,352	122,352
000	UA	C1216	AA ACCOUNTANT 2	2	2.00	48.00	3,796.50		52,980	52,980	76,272	182,232
000	UA	C1217	AA ACCOUNTANT 3	1	1.00	24.00	3,837.00		92,088			92,088
000	UA	C1218	AA ACCOUNTANT 4	1	1.00	24.00	6,164.00		147,936			147,936
000	UA	C1243	AA FISCAL ANALYST 1	1	1.00	24.00	4,211.00				101,064	101,064
000	UA	C1244	AA FISCAL ANALYST 2	1	1.00	24.00	4,856.00		58,272	58,272		116,544

01/16/13 REPORT NO.: PPDPLOGYCL
 REPORT: SUMMARY LIST BY PKG BY AGENCY
 AGENCY: 12300 OREGON BUSINESS DEVEL DEPT

DEPT. OF ADMIN. SVCS. -- PPDB PICS SYSTEM

2013-15
 PICS SYSTEM: BUDGET PREPARATION

PKG	CLASS	COMP	DESCRIPTION	POS CNT	FTE	MOS	AVERAGE RATE	GF SAL	OF SAL	FF SAL	LF SAL	AF SAL
000	UA	C1245	AA FISCAL ANALYST 3	1	1.00	24.00	5,342.00				128,208	128,208
081	UA	C1484	IA INFO SYSTEMS SPECIALIST 4	2	2.00	48.00	5,019.00		18,068		222,844	240,912
108	UA	C1485	IA INFO SYSTEMS SPECIALIST 5	2	2.00	48.00	4,693.00		115,919		104,305	220,224
081	UA	C1488	IA INFO SYSTEMS SPECIALIST 8	1	1.00	24.00	7,244.00		26,078		147,778	173,856
106	UA	CS247	AA COMPLIANCE SPECIALIST 2	4	4.00	96.00	4,143.25		397,752			397,752
				134	131.50	3156.00	5,339.78	899,771	7,166,876	935,940	8,751,953	17,754,540

01/16/13 REPORT NO.: PPDPLAGYCL
REPORT: SUMMARY LIST BY PKG BY AGENCY
AGENCY:12300 OREGON BUSINESS DEVEL DEPT

DEPT. OF ADMIN. SVCS. -- PPDB PICS SYSTEM

2013-15
PICS SYSTEM: BUDGET PREPARATION

PAGE 4
PROD FILE

PKG	CLASS	COMP	DESCRIPTION	POS CNT	FTE	MOS	AVERAGE RATE	GF SAL	OF SAL	FF SAL	LF SAL	AF SAL
				134	131.50	3156.00	5,339.78	899,771	7,166,876	935,940	8,751,953	17,754,540

01/16/13 REPORT NO.: PPDPLWSBUD
 REPORT: DETAIL LISTING BY SUMMARY XREF AGENCY
 AGENCY: 12300 OREGON BUSINESS DEVEL DEPT
 SUMMARY XREF: 110-00-00 081 Shared Services/Cent

DEPT. OF ADMIN. SVCS. -- PPDB PICS SYSTEM

PAGE 1
 2013-15
 PICS SYSTEM: BUDGET PREPARATION
 PROD FILE

POSITION NUMBER	AUTH NO	ORG STRUC	F POS PKG Y TYP	CLASS COMP	S T POS RNG P	CNT	FTE	BUDGET RATE	MOS	GF SAL	OF SAL	FF SAL	LF SAL	T R K
0010111	000562590	110-01-00-00000	081 0 PF	MMS X7008 AA	33X 04	1-	1.00-	6,134.00	24.00-				147,216-	
EST DATE: 2013/07/01 EXP DATE: 9999/01/01														
0010111	000562590	110-01-00-00000	081 0 PF	MMS X7008 AA	33X 04	1	1.00	6,134.00	24.00		22,082		125,134	
EST DATE: 2013/07/01 EXP DATE: 9999/01/01														
0010206	000006250	110-01-00-00000	081 0 PF	MMS X7008 AA	33X 09	1-	1.00-	7,811.00	24.00-				187,464-	
EST DATE: 2013/07/01 EXP DATE: 9999/01/01														
0010206	000006250	110-01-00-00000	081 0 PF	MMS X7008 AA	33X 09	1	1.00	7,811.00	24.00		28,120		159,344	
EST DATE: 2013/07/01 EXP DATE: 9999/01/01														
0070107	000007660	110-01-00-00000	081 0 PF	MMN X1321 AA	26 05	1-	1.00-	4,809.00	24.00-				115,416-	
EST DATE: 2013/07/01 EXP DATE: 9999/01/01														
0070107	000007660	110-01-00-00000	081 0 PF	MMN X1321 AA	26 05	1	1.00	4,809.00	24.00		17,312		98,104	
EST DATE: 2013/07/01 EXP DATE: 9999/01/01														
0070113	000007720	110-01-00-00000	081 0 PF	UA C1485 IA	28 07	1-	1.00-	5,113.00	24.00-				122,712-	
EST DATE: 2013/07/01 EXP DATE: 9999/01/01														
0070113	000007720	110-01-00-00000	081 0 PF	UA C1485 IA	28 07	1	1.00	5,113.00	24.00		18,407		104,305	
EST DATE: 2013/07/01 EXP DATE: 9999/01/01														
0070116	000007750	110-01-00-00000	081 0 PF	MMS X7006 IA	31X 09	1-	1.00-	8,206.00	24.00-				196,944-	
EST DATE: 2013/07/01 EXP DATE: 9999/01/01														
0070116	000007750	110-01-00-00000	081 0 PF	MMS X7006 IA	31X 09	1	1.00	8,206.00	24.00		29,542		167,402	
EST DATE: 2013/07/01 EXP DATE: 9999/01/01														
0070121	000007780	110-01-00-00000	081 0 PF	MMS X0113 AA	19 08	1-	1.00-	3,970.00	24.00-				95,280-	
EST DATE: 2013/07/01 EXP DATE: 9999/01/01														
0070121	000007780	110-01-00-00000	081 0 PF	MMS X0113 AA	19 08	1	1.00	3,970.00	24.00		14,292		80,988	
EST DATE: 2013/07/01 EXP DATE: 9999/01/01														
0070125	000007820	110-01-00-00000	081 0 PF	UA C1484 IA	25 09	1-	1.00-	5,019.00	24.00-				120,456-	
EST DATE: 2013/07/01 EXP DATE: 9999/01/01														
0070125	000007820	110-01-00-00000	081 0 PF	UA C1484 IA	25 09	1	1.00	5,019.00	24.00		18,068		102,388	
EST DATE: 2013/07/01 EXP DATE: 9999/01/01														
0070128	000007850	110-01-00-00000	081 0 PF	UA C1488 IA	33 09	1-	1.00-	7,244.00	24.00-				173,856-	
EST DATE: 2013/07/01 EXP DATE: 9999/01/01														
0070128	000007850	110-01-00-00000	081 0 PF	UA C1488 IA	33 09	1	1.00	7,244.00	24.00		26,078		147,778	
EST DATE: 2013/07/01 EXP DATE: 9999/01/01														

01/16/13 REPORT NO.: PPDPLWSBUD
 REPORT: DETAIL LISTING BY SUMMARY XREF AGENCY
 AGENCY: 12300 OREGON BUSINESS DEVEL DEPT
 SUMMARY XREF: 110-00-00 081 Shared Services/Cent

DEPT. OF ADMIN. SVCS. -- PPDB PICS SYSTEM

PAGE 2
 2013-15 PROD FILE
 PICS SYSTEM: BUDGET PREPARATION

POSITION NUMBER	AUTH NO	ORG STRUC	F POS PKG Y TYP	CLASS COMP	S T POS RNG P CNT	FTE	BUDGET RATE	MOS	GF SAL	OF SAL	FF SAL	LF SAL	T R K
0070204	000548870	110-01-00-00000	081 0 PF	UA C0871 AA	27 06 1-	1.00-	4,628.00	24.00-				111,072-	
EST DATE: 2013/07/01 EXP DATE: 9999/01/01													
0070204	000548870	110-01-00-00000	081 0 PF	UA C0871 AA	27 06 1	1.00	4,628.00	24.00		16,661		94,411	
EST DATE: 2013/07/01 EXP DATE: 9999/01/01													
081						.00	.00		190,562			190,562-	

REPORT: DETAIL LISTING BY SUMMARY XREF AGENCY

2013-15

PROD FILE

AGENCY: 12300 OREGON BUSINESS DEVEL DEPT

PICS SYSTEM: BUDGET PREPARATION

SUMMARY XREF: 110-00-00 102 Shared Services/Cent

POSITION NUMBER	AUTH NO	ORG STRUC	F POS	PKG Y TYP	CLASS COMP	RNG P	S T POS CNT	FTE	BUDGET RATE	MOS	GF SAL	OF SAL	FF SAL	LF SAL	T R K
3013016	001192010	110-01-00-00000	102	0 PF	UA	C1485 IA	28 02	1	1.00	4,063.00	24.00		97,512		
EST DATE: 2013/07/01 EXP DATE: 9999/01/01															
			102					1	1.00		24.00		97,512		

01/16/13 REPORT NO.: PPDPLWSBUD
 REPORT: DETAIL LISTING BY SUMMARY XREF AGENCY
 AGENCY: 12300 OREGON BUSINESS DEVEL DEPT
 SUMMARY XREF: 110-00-00 108 Shared Services/Cent

DEPT. OF ADMIN. SVCS. -- PPDB PICS SYSTEM

PAGE 4
 2013-15 PROD FILE
 PICS SYSTEM: BUDGET PREPARATION

POSITION NUMBER	AUTH NO	ORG STRUC	PKG Y TYP	F POS CLASS	COMP	RNG P	S T POS CNT	FTE	BUDGET RATE	MOS	GF SAL	OF SAL	FF SAL	LF SAL	T R K
3013013	001192050	110-01-00-00000	108 0 PF	UA	C1485 IA	28 02		.00	4,063.00	.00					
			EST DATE: 2013/07/01		EXP DATE: 9999/01/01										
			108					.00		.00					
							1	1.00		24.00	288,074		190,562-		

REPORT: DETAIL LISTING BY SUMMARY XREF AGENCY

2013-15

PROD FILE

AGENCY: 12300 OREGON BUSINESS DEVEL DEPT

PICS SYSTEM: BUDGET PREPARATION

SUMMARY XREF: 210-00-00 050 Business, Innovation

POSITION NUMBER	AUTH NO	ORG STRUC	F POS	PKG Y TYP	CLASS COMP	RNG P	S T POS CNT	FTE	BUDGET RATE	MOS	GF SAL	OF SAL	FF SAL	LF SAL	T R K
3011007	001162690	210-01-00-00000	050 0 PF	UA	C1003 AA	30 02	1-	1.00-	4,415.00	24.00-			105,960-		
EST DATE: 2013/07/01 EXP DATE: 9999/01/01															
3011007	001162690	210-01-00-00000	050 0 PF	UA	C1003 AA	30 02	1	1.00	4,415.00	24.00		21,192	84,768		
EST DATE: 2013/07/01 EXP DATE: 9999/01/01															
3011008	001162700	210-01-00-00000	050 0 PF	UA	C1003 AA	30 05	1-	1.00-	5,098.00	24.00-			122,352-		
EST DATE: 2013/07/01 EXP DATE: 9999/01/01															
3011008	001162700	210-01-00-00000	050 0 PF	UA	C1003 AA	30 05	1	1.00	5,098.00	24.00		24,470	97,882		
EST DATE: 2013/07/01 EXP DATE: 9999/01/01															
3011009	001162710	210-01-00-00000	050 0 PF	UA	C1002 AA	27 02	1-	1.00-	3,837.00	24.00-			92,088-		
EST DATE: 2013/07/01 EXP DATE: 9999/01/01															
3011009	001162710	210-01-00-00000	050 0 PF	UA	C1002 AA	27 02	1	1.00	3,837.00	24.00		18,418	73,670		
EST DATE: 2013/07/01 EXP DATE: 9999/01/01															
								050		.00		.00	64,080	64,080-	

REPORT: DETAIL LISTING BY SUMMARY XREF AGENCY

2013-15

PROD FILE

AGENCY: 12300 OREGON BUSINESS DEVEL DEPT

PICS SYSTEM: BUDGET PREPARATION

SUMMARY XREF: 210-00-00 102 Business, Innovation

POSITION NUMBER	AUTH NO	ORG STRUC	PKG Y TYP	F POS	CLASS COMP	RNG P	S T POS CNT	FTE	BUDGET RATE	MOS
3013014	001191990	210-01-00-00000	102 0 PF	MENNZ7010	AA	35X 02	1	1.00	6,134.00	24.00
EST DATE: 2013/07/01 EXP DATE: 9999/01/01										
3013015	001192000	210-01-00-00000	102 0 PF	MENNZ7010	AA	35X 02	1	1.00	6,134.00	24.00
EST DATE: 2013/07/01 EXP DATE: 9999/01/01										
							2	2.00	48.00	

GF SAL	OF SAL	FF SAL	LF SAL	T R K
	147,216			
	147,216			
	294,432			

REPORT: DETAIL LISTING BY SUMMARY XREF AGENCY

2013-15

PROD FILE

AGENCY: 12300 OREGON BUSINESS DEVEL DEPT

PICS SYSTEM: BUDGET PREPARATION

SUMMARY XREF: 210-00-00 105 Business, Innovation

POSITION NUMBER	AUTH NO	ORG STRUC	F POS	PKG Y TYP	CLASS COMP	RNG P	S T POS CNT	FTE	BUDGET RATE	MOS	GF SAL	OF SAL	FF SAL	LF SAL	T R K
2013011	001192020	210-01-00-00000	105 0 LF	UA	C0860 AA	23 02	1	1.00	3,178.00	24.00				76,272	
			105				1	1.00		24.00				76,272	

EST DATE: 2013/07/01 EXP DATE: 2015/06/30

REPORT: DETAIL LISTING BY SUMMARY XREF AGENCY

2013-15

PROD FILE

AGENCY: 12300 OREGON BUSINESS DEVEL DEPT

PICS SYSTEM: BUDGET PREPARATION

SUMMARY XREF: 210-00-00 106 Business, Innovation

POSITION NUMBER	AUTH NO	ORG STRUC	F POS	PKG Y TYP	CLASS COMP	RNG P	S T POS CNT	FTE	BUDGET RATE	MOS	GF SAL	OF SAL	FF SAL	LF SAL	T R K
3013011	001192030	210-10-40-00000	106 0 PF UA	C5247 AA	25 02	1	1.00	3,486.00	24.00			83,664			
EST DATE: 2013/07/01 EXP DATE: 9999/01/01															
			106			1	1.00		24.00			83,664			
						4	4.00		96.00			442,176	64,080-	76,272	

REPORT: DETAIL LISTING BY SUMMARY XREF AGENCY

2013-15

PROD FILE

AGENCY: 12300 OREGON BUSINESS DEVEL DEPT

PICS SYSTEM: BUDGET PREPARATION

SUMMARY XREF: 300-00-00 109 Infrastructure Finan

POSITION NUMBER	AUTH NO	ORG STRUC	F POS	PKG Y TYP	CLASS COMP	RNG P	S T POS CNT	FTE	BUDGET RATE	MOS	GF SAL	OF SAL	FF SAL	LF SAL	T R K
3013012	001192040	300-01-00-00000	109	0 PF	UA C0862 AA	29 02	1	1.00	4,211.00	24.00		101,064			
			EST DATE: 2013/07/01 EXP DATE: 9999/01/01												
			109				1	1.00		24.00		101,064			

01/16/13 REPORT NO.: PPDLWSBUD
 REPORT: DETAIL LISTING BY SUMMARY XREF AGENCY
 AGENCY: 12300 OREGON BUSINESS DEVEL DEPT
 SUMMARY XREF: 300-00-00 475 Infrastructure Finan

DEPT. OF ADMIN. SVCS. -- PPDB PICS SYSTEM

PAGE 10
 2013-15
 PROD FILE
 PICS SYSTEM: BUDGET PREPARATION

POSITION NUMBER	AUTH NO	ORG STRUC	F POS	PKG Y TYP	CLASS COMP	RNG P	S T POS CNT	FTE	BUDGET RATE	MOS	GF SAL	OF SAL	FF SAL	LF SAL	T R K
3013017	001211020	300-10-40-00000	475 0 PF	UA	C0862 AA	29 02	1	1.00	4,211.00	24.00	101,064				
			EST DATE: 2013/07/01	EXP DATE: 9999/01/01											
			475				1	1.00		24.00	101,064				

REPORT: DETAIL LISTING BY SUMMARY XREF AGENCY

2013-15

PROD FILE

AGENCY: 12300 OREGON BUSINESS DEVEL DEPT

PICS SYSTEM: BUDGET PREPARATION

SUMMARY XREF: 300-00-00 476 Infrastructure Finan

POSITION NUMBER	AUTH NO	ORG STRUC	F POS	PKG Y TYP	CLASS COMP	RNG P	S T POS CNT	FTE	BUDGET RATE	MOS	GF SAL	OF SAL	FF SAL	LF SAL	T R K
3013018	001211030	300-10-40-00000	476 0 PP	UA	C0861 AA	27 02	1	.50	3,837.00	12.00	46,044				
EST DATE: 2013/07/01 EXP DATE: 9999/01/01															
3013019	001211040	300-10-40-00000	476 0 PP	UA	C0107 AA	17 02	1	.50	2,452.00	12.00	29,424				
EST DATE: 2013/07/01 EXP DATE: 9999/01/01															
			476				2	1.00		24.00	75,468				
							4	3.00		72.00	176,532	101,064			
							9	8.00		192.00	176,532	831,314	64,080-	114,290-	

REPORT: DETAIL LISTING BY SUMMARY XREF AGENCY

2013-15

PROD FILE

AGENCY: 12300 OREGON BUSINESS DEVEL DEPT

PICS SYSTEM: BUDGET PREPARATION

SUMMARY XREF: 300-00-00 476 Infrastructure Finan

POSITION NUMBER	AUTH NO	ORG STRUC	F POS	CLASS	COMP	RNG	POS	FTE	BUDGET RATE	MOS	GF SAL	OF SAL	FF SAL	LF SAL	T R K
							9	8.00		192.00	176,532	831,314	64,080-	114,290-	