

Oregon Criminal Justice Commission



Joint Ways and Means Public Safety Committee 2013-15 Agency Presentation

Craig Prins, Executive Director

Oregon Criminal Justice Commission

Agency Overview

Agency Mission Statement:

“The purpose of the Oregon Criminal Justice Commission is to improve the effectiveness and efficiency of state and local criminal justice systems by providing a centralized and impartial forum for state wide policy development and planning.” ORS 137.656

Oregon Criminal Justice Commission

Agency Overview

Commissioners:

Judge Darryl Larson, Chair

Dr. Lee Ayers

Dr. Mark Eddy

Greg Hazarabedian

Walt Beglau

Mary Stern

Kiki Parker-Rose

Sen. Prozanski (non-voting)

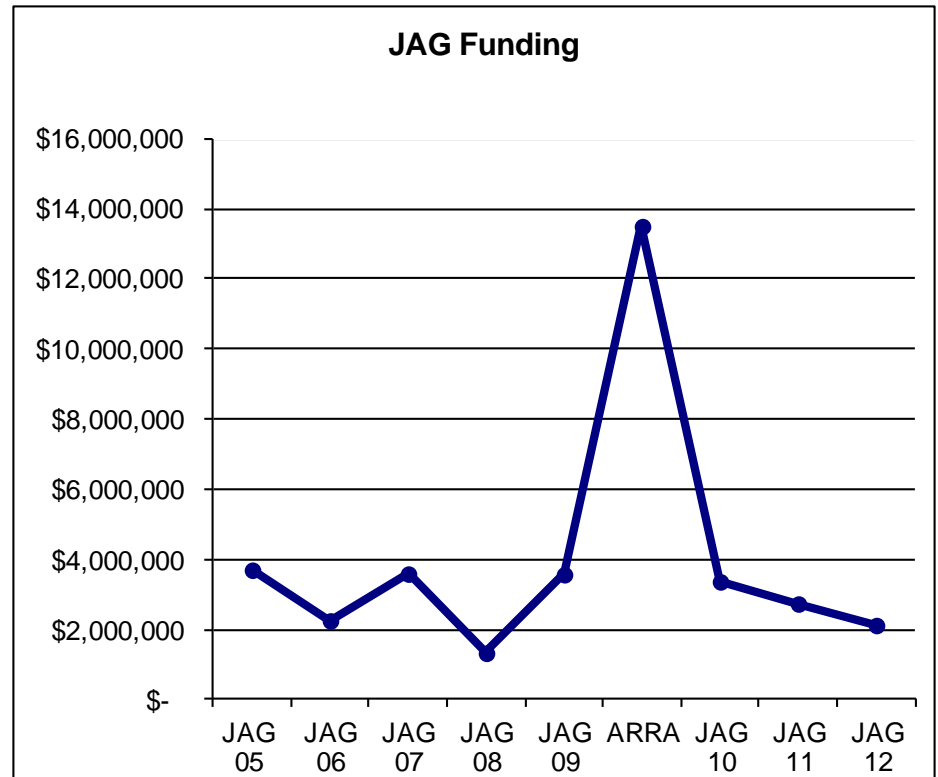
Rep. Olson (non-voting)

Oregon Criminal Justice Commission Agency Overview

- Planning, Policy Development, and Sentencing Guidelines
- Grant Programs
- Statistical Analysis Center
- Asset Forfeiture Oversight Advisory Committee

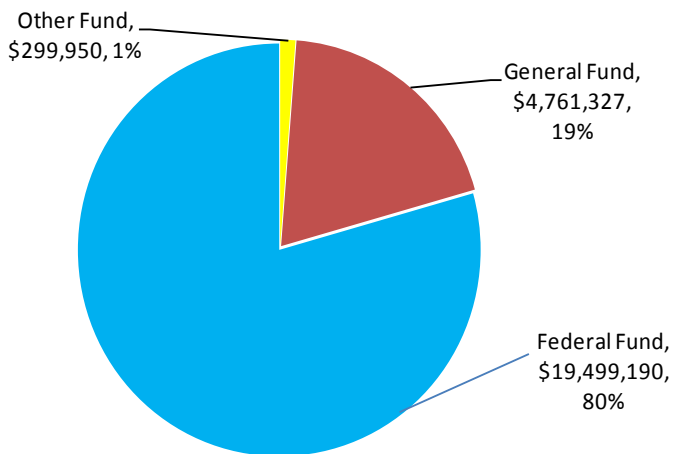
Oregon Criminal Justice Commission Grant Program

JAG Funding has decreased after the recession, from \$3.3 million in 2010 to \$2.1 million in 2012, a 37% decrease.

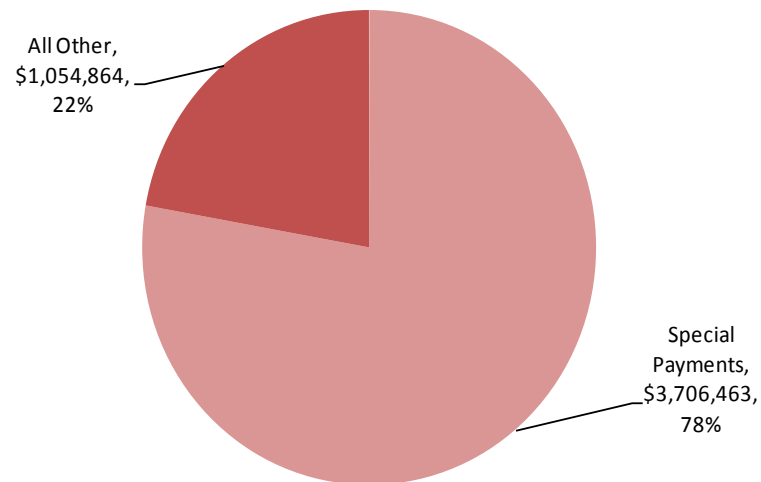


Oregon Criminal Justice Commission 2011-13 Legislatively Adopted Budget

Total Funds Budget

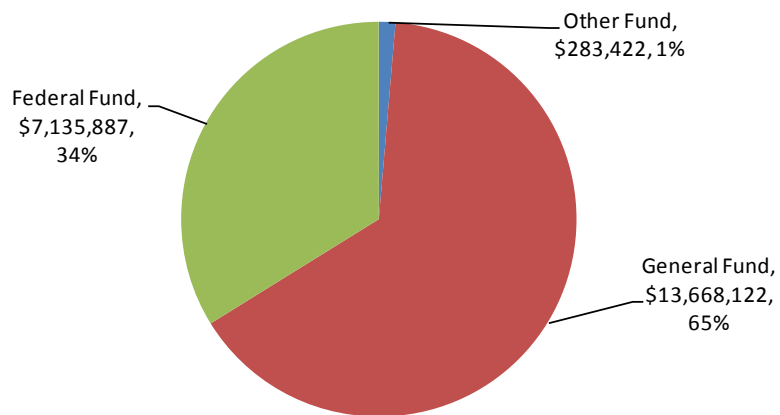


General Fund Budget

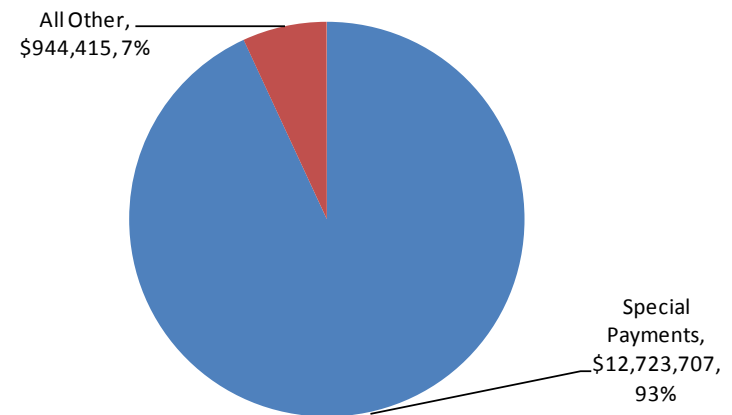


Oregon Criminal Justice Commission 2013-15 Governors Balanced Budget

Total Funds Budget



General Fund Budget



Oregon Criminal Justice Commission

Program Priorities

#1 Grant Programs

- Commission serves as advisory board
- Funded through:
 - Federal JAG, RSAT, Federal Discretionary Drug Court Grants and JR Justice grants
 - General Fund Drug Court Grants
- Areas of focus- Drug Courts and Prisoner Reentry
- Use data and rigorous outcome evaluation to guide grants and policy
- All grant programs must be Evidence Based

3.5 FTE

Oregon Criminal Justice Commission Grant Program

Major Grant Areas:

- Drug Courts-
 - General Fund- funded since 2006, provides basic infrastructure grants to counties, funding primarily treatment and court coordinators
 - JAG Drug Court Grants- funded since 2009, provided stabilization funding to programs that lost federal or local funding
 - Measure 57 Drug Courts- most programs started late spring 2010, provides funding to provide intensive supervision and treatment for Measure 57 offenders
- Prisoner Reentry
 - Reentry Services- funded since 2009, provides reentry services to offenders leaving DOC treatment programs, funding period coming to an end, CJC staff working on evaluation
 - Reentry Centers- started in 2010, these three programs in Multnomah, Lane, and Klamath Counties provide one-stop access to resources for offenders leaving DOC or local custody

Oregon Criminal Justice Commission

Grant Program

Grant Evaluation:

- Drug Courts-
 - 2011 Statewide drug court evaluation- among the largest drug court evaluations ever conducted. Included over 5,600 Oregon participants from 2000-2006. Found \$2.41 return for each \$1 invested in 3 years. Identified practices related to positive outcomes.
 - Currently conducting random-assignment (gold standard) evaluation of Measure 57 Drug Courts in Multnomah, Douglas, Umatilla, and Jackson counties
 - Among the first studies conducted on Family Treatment Courts in Marion and Jackson County found strong cost-benefit outcomes with re-uniting families and preventing criminal behavior
- Prisoner Reentry
 - 2011 Reentry Services evaluation
 - 26.6% effect size for new charges
 - \$6.73 benefit-to-cost ratio
 - 2012 Reentry Centers evaluation*
 - 31.0% effect size for new charges *(for participants that receive the highest level of services)
 - \$14.17 benefit-to-cost ratio

Oregon Criminal Justice Commission Grant Program

- Example of performance measures for drug courts:
 - Number of participants served
 - Successful completions
 - Participants arrested while in program
 - Positive urinalysis reports
 - Program retention for 90 and 180 days
 - Attendance compliance

Oregon Criminal Justice Commission

Program Priorities

#2 Planning, Policy Development, and Sentencing

- Governor's Public Safety Commission
- Cost-Benefit Analysis
- Offender Recidivism Risk Assessment
- Outcome Evaluation for Grants

3.0 FTE

Oregon Criminal Justice Commission

Program Priorities

#3 Statistical Analysis Center

- Federal Crime Data Sharing
- Outcome Evaluation
- Fiscal Analysis of Legislative Measures
- Synthesize LEDS, OJIN, and DOC Data
- Strategic Plan for JAG Grants

1.0 FTE

Oregon Criminal Justice Commission

Program Priorities

#4 Asset Forfeiture Oversight Advisory Committee

- Proceeds and Instrumentalities of Drug Crimes
- Nature and Number of the Forfeitures
- 20% of Civil Forfeitures to Drug Courts
- Commission staff has created a 'List Serve' e-mail for training and information sharing list for Asset Forfeiture staff throughout the state
- \$600,000 from Asset Forfeitures for Drug Courts

Oregon Criminal Justice Commission

Key Performance Measures

KPM #1- Customer Service

- Percent of customers rating their satisfaction with the agency's customer service as "good" or "excellent"
- CJC service in 2011 was rated as "Good" or "Excellent" by 91% of survey respondents. Target was 80%

Oregon Criminal Justice Commission

Key Performance Measures

KPM #2- Drug Court Grant Administration

- Percentage of CJC programs that meet or exceed 88% or more of their application goals
- In 2011, 90% of drug court programs met the KPM

Oregon Criminal Justice Commission

Policy and Program Alternatives

10% Reduction Option for General Fund

- Reduce funding to drug court grants

Category	General Fund	Positions	FTE
Special Pymts	(\$477,147)	-	-

Oregon Criminal Justice Commission Agency Overview

Questions ?