

Oregon  
Student  
Access  
Commission



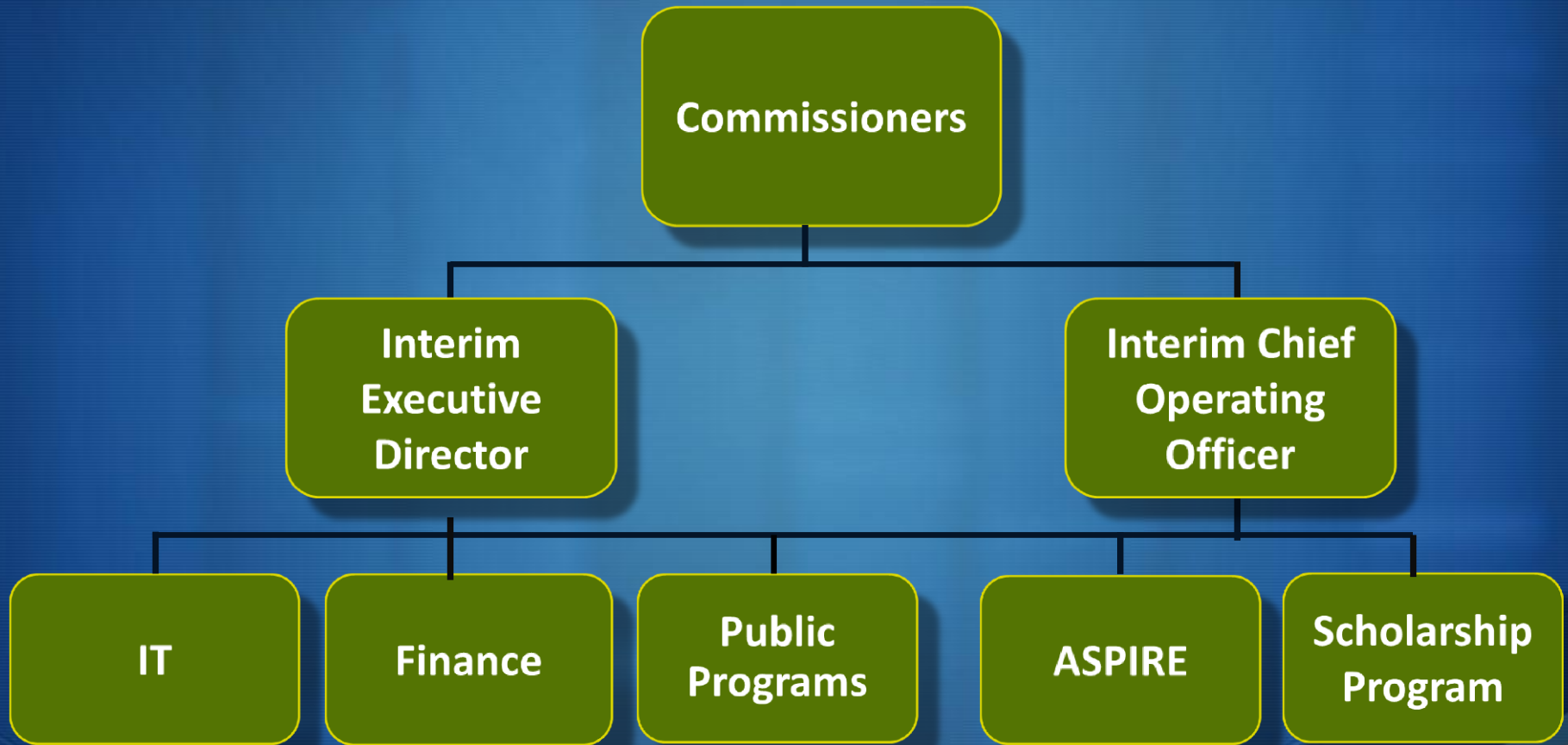
**Helping Students Plan and Pay for College**

Presented to the House Higher Education and  
Workforce Development Committee

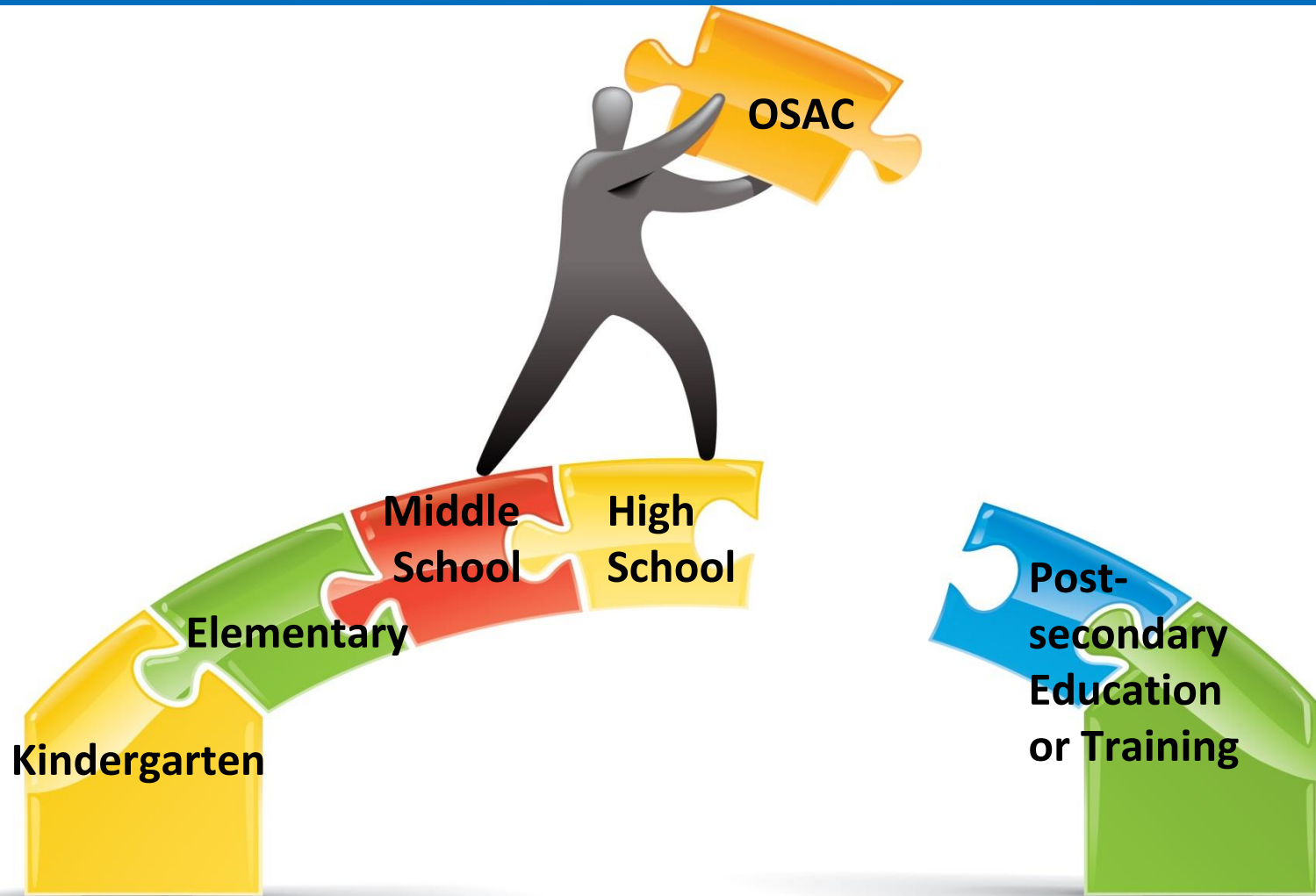
May 15, 2013

Bob Brew – Interim Executive Director

# OSAC Organizational Chart



# OSAC's Role



# Oregon Opportunity Grants Eligibility Criteria

- Oregon resident who is also a US citizen or permanent resident (including out-of-state members of tribes with historical connections to Oregon).
- Attends 2- or 4-year public or private nonprofit institution of higher education located and headquartered in Oregon.
- Is an undergraduate student who is enrolled at least half time (has no prior baccalaureate degrees).
- Has demonstrated financial need.
- Eligible for up to equivalent of 4 years (12 terms/8 semesters) of aid, at full-time enrollment; award prorated for half time.

# OOG Award Formula

## (Uses Shared Responsibility Model)

### Average Cost of Education (*public 2-yr & 4-yr*)

(minus) Student share (*work, loans, and/or scholarships*)

(minus) Family share (*Expected Family Contribution*)

(minus) Federal share (*Pell Grant and/or Tax Credit*)

= Unmet need



= Oregon Opportunity Grant (*up to annual limit*)

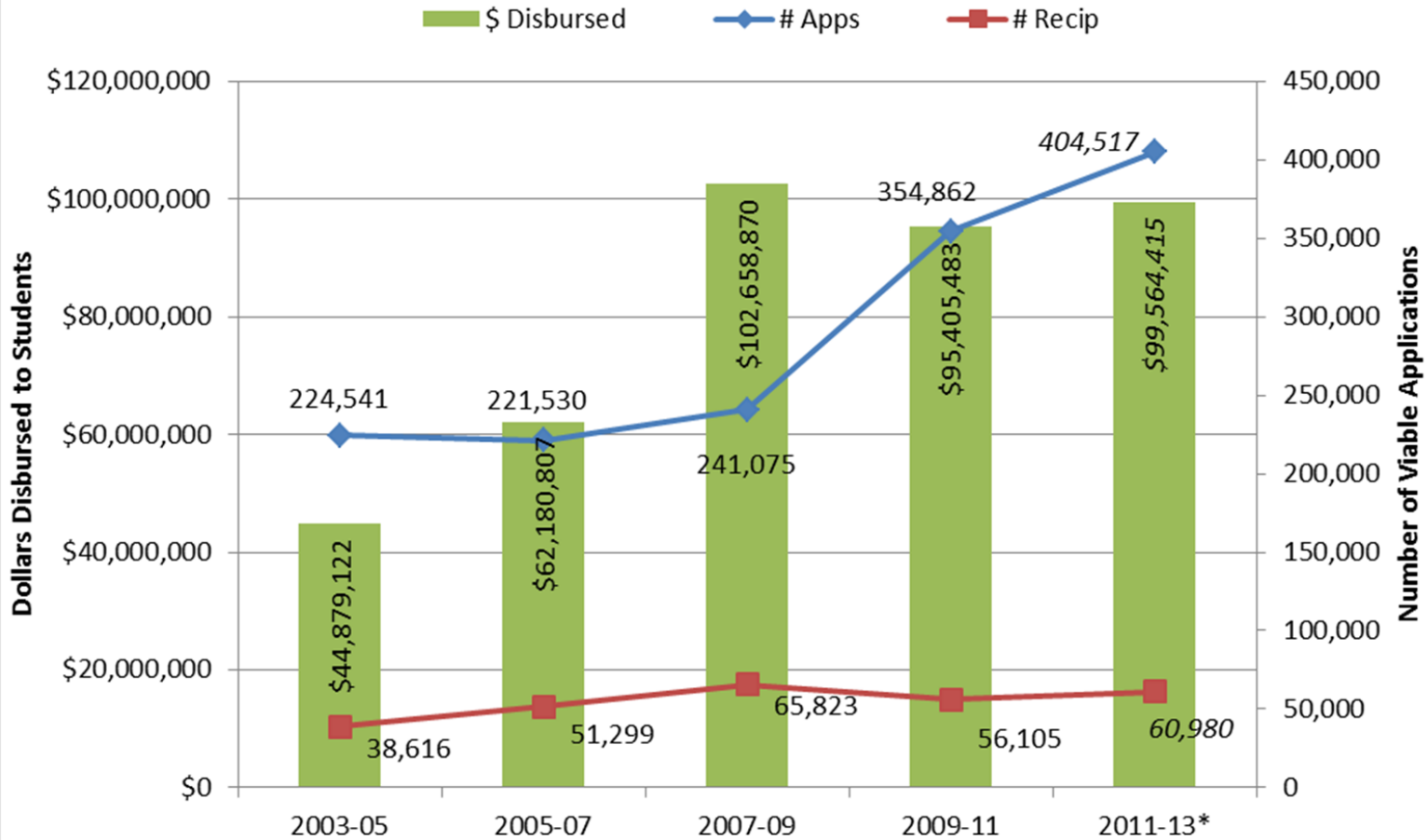
# Oregon Opportunity Grant 2011-12 Statistics

- 344,658 Oregon residents who filed FAFSAs
- 290,045 undergraduate applicants
- 200,517 eligible applicants (met general eligibility criteria)
- 106,079 applicants who filed FAFSAs after 2/1/12
- 49,126 applicants awarded OOG
- **28,914 OOG recipients**
- **18.6% of eligible applicants received OOG funds**
- \$43.4 million disbursed to Oregon students



# Oregon Opportunity Grant

## Opportunity Grant Dollars Disbursed vs. Number of Applicants & Recipients



# Oregon Opportunity Grants

## *Key Performance Measure #8*

- Persistence rates over 4 years for students at 4-year institutions who are awarded an OOG vs. all applicants (2008-09 to 2011-12 cohort – % of first-year students who apply for 4 consecutive years)
  - Goal = 73%
  - OOG = 79.6%
  - All applicants = 44.2%



# Oregon Opportunity Grants Pickup Rates for 2011-12

*Possible new Performance Measure*

## **Total # Grants Awarded vs. # Grants Used**

- 50.8% Community colleges
- 74.3% OUS Institutions
- 59.4% 4-year Private Nonprofits
- 58.9% Overall

## **Total Dollars Awarded vs. Dollars Used**

- 35.8% Community colleges
- 66.8% OUS Institutions
- 55.9% 4-year Private Nonprofits
- 47.6% Overall

# Public Programs 2011-12



## Chafee Education & Training Grant (federal)

- 262 recipients
- \$641,258 awarded



## Deceased or Disabled Public Safety Officers (state)

- 7 recipients
- \$56,433 awarded



## Oregon Student Childcare Grant (state)

- 76 recipients
- \$408,562 awarded



## JOBS PLUS Individual Education Account (state)

- 59 recipients
- \$31,180 used



## Oregon Youth Conservation Corps (state)

- 53 recipients
- \$44,356 used



## Barber and Hairdresser Grant (state)

- 16 recipients
- \$3,600 awarded

# Private Scholarship Program

Nearly \$70 million in scholarship & grant awards available!

**Go to College!  
Go to OSAC!**

**Oregon Student Access Commission (OSAC)**  
Helping Oregon Students Plan and Pay for College

Apply Online!  
[www.OregonStudentAid.gov](http://www.OregonStudentAid.gov)

**ACADEMIC YEAR 2013-14 DEADLINES**

**Oregon Opportunity Grant**  
✓FEBRUARY 1, 2013  
Priority deadline  
Apply by completing the FAFSA at [www.fafsa.gov](http://www.fafsa.gov)

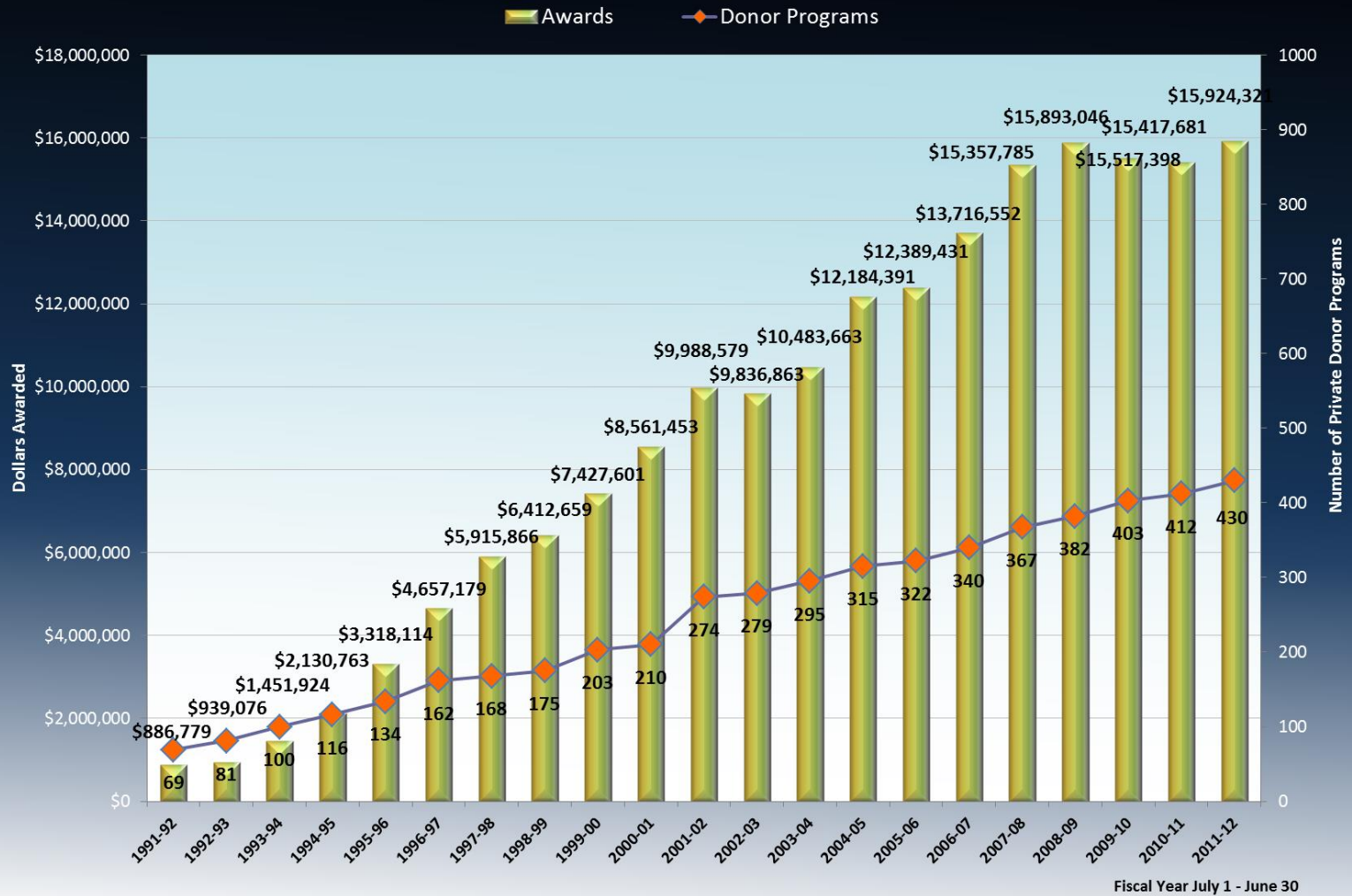
**Scholarships**  
✓FEBRUARY 15, 2013 (5:00 pm)  
Early Bird deadline for drawing to win \$500 OSAC Scholarship  
✓MARCH 1, 2013 (5:00 pm)  
Final deadline to submit OSAC Application

OSAC Scholarship Partners  
THE OREGON COMMUNITY FOUNDATION  
The Ford Family

- Unique public-private partnership.
- OSAC administers 450+ private scholarship funds.
- Annually:
  - **\$16 million awarded**
  - **3,900 recipients**

# Private Scholarship Program

## Scholarship Donor Programs & Dollars Awarded



Fiscal Year July 1 - June 30



# New Scholarship Application

The screenshot shows a web browser window displaying the Oregon Scholarship Application dashboard. The browser's address bar shows the URL <https://app.oregonstudentaid.gov/Apply/Default.aspx>. The page header includes the Oregon Student Access Commission (OSAC) logo, the text "Oregon Scholarship Application" with the tagline "Access to Over \$18 Million in Oregon Scholarships", and a welcome message for user Holly Willeford with application ID 124334. Navigation links include "MY ACCOUNT", "ABOUT", "CONTACT", and "LOG OUT". A search bar is also present. A secondary navigation bar contains links for "My Dashboard", "Profile", "Scholarships", "Supplements", "Submit", "Donate", "Get Help", "Glossary", and "Feedback".

## Dashboard

**Step 1  
Profile**

- [The Basics](#)
- [Academics](#)
- [Memberships](#)
- [Profile Questions](#)
- [Profile Certifications](#)

**Step 2  
Select Your Funds**

- [Search](#)
- [My Selections](#)
- [My Matches](#)
- [All Scholarships](#)



**Step 3  
Supplements**

- [Essays](#)
- [Personal Statements](#)
- [Activities Chart](#)
- [Follow-up Questions](#)
- [Documentation](#)
- [References](#)

**Step 4  
Submit Application**

- [Print](#)
- [Submit](#)

©2013 Oregon Student Access Commission (OSAC) | State of Oregon  
1500 Valley River Drive, Suite 100, Eugene, OR 97401


Follow Us  

# Four ASPIRE Programs



## Traditional ASPIRE

Mentoring at a site serving high school students (118)



## eASPIRE

Mentoring online serving high school students (2)



## Getting Ready to ASPIRE

Mentoring a site serving middle school students (17)



## Community College

Mentoring at a site serving college students (1)



# ASPIRE Statistics

- ▶ For 2011-12
  - 💧 138 sites
  - 💧 74,786 student participants
  - 💧 1,543 volunteer mentors
  - 💧 Student-to-mentor ratio – 5:1
- ▶ Projected Growth
  - 💧 145 sites in 2012-13
  - 💧 185 sites in 2013-14
  - 💧 295 sites by end of 2013-15



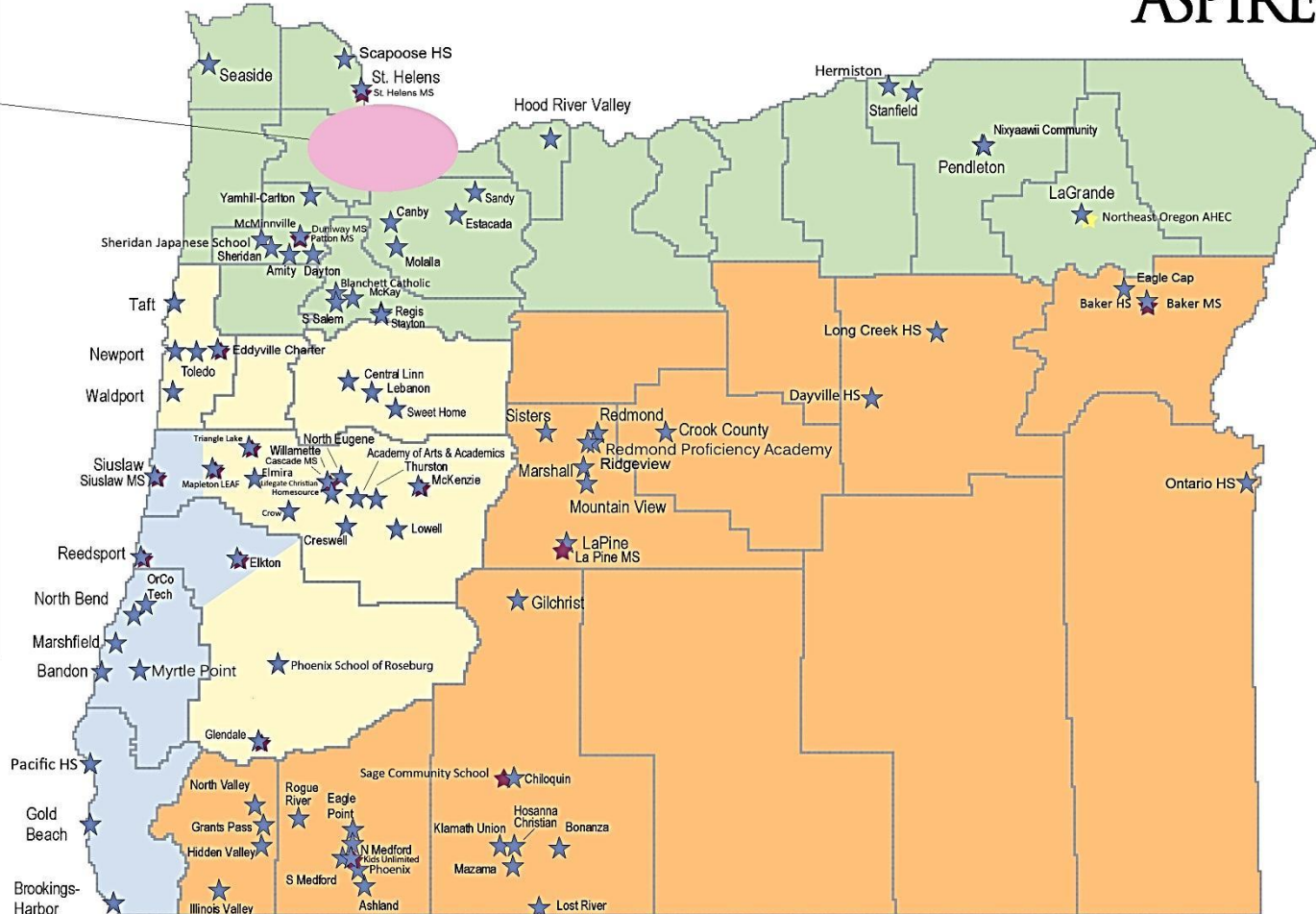
# ASPIRE

## Oregon Student Access Commission ASPIRE Program



- Alliance HS
- Arts & Technology HS
- Beaverton HS
- Black United Fund
- Catholic Charities
- Century HS
- Clackamas HS
- Clackamas Middle College
- Cleveland HS
- Franklin HS
- Glencoe HS
- Gresham-Barlow
- Web Academy ★★
- Hillsboro HS
- Lincoln HS
- Miller Education Center ★★
- Milwaukie HS
- NAYA - Native American
- Youth Academy
- NELA Center for Student Success
- Open Door Christian Academy
- Oregon Outreach, Inc.
- Outside In, Inc.
- PAL Beaverton
- PAL Portland
- Rex Putnam HS
- Reynolds High School
- Reynolds Learning Academy
- Sabin-Schellenberg Center
- Sam Barlow HS
- The Inn ILP
- Youth Employment Institute

- ★ ASPIRE site
- ★ eASPIRE site
- ★ Middle School ASPIRE
- Columbia Region
- Mazama Region
- Willamette Region
- Pacific Region



Revised: 01/28/13

# ASPIRE

School	College-going rate BEFORE ASPIRE	College-going rate AFTER ASPIRE	Years in the Program (as of 2011-12)
Elkton High School	52%	66%	9 years
Ashland High School	65%	94%	9 years
Estacada High School	69%	83%	5 years
Crow High School	38%	96%	5 years
Beaverton High School	55%	67%	4 years

# Where OSAC is Headed?

- ✓ Increase and stabilize funding for Oregon Opportunity Grant
- ✓ Increase private scholarships from 430 to 500+
- ✓ Create stable funding for ASPIRE
- ✓ Increase ASPIRE sites from 138 up to 295
- ✓ Utilize technology to improve efficiency and expand service to customers

# Thank You

**For more information, contact:**

**Bob Brew, Interim Executive Director**

Bob.K.Brew@state.or.us

(541) 687-7460

**Vic Nunenkamp, Interim Chief Operating Officer**

Vic.L.Nunenkamp@state.or.us

(541) 687-7385