



Oregon Association of Treatment Centers

## HB 2956

*Data-driven*  
*Cost-based*                      *Equitable*

Long Term Care and Treatment (LTCT) Education programs are public education programs in psychiatric treatment centers for children. The programs serve children who require schooling in a protected environment in order to ensure the health and safety of themselves and others and allow mental health treatment to extend into the school day to fully implement the treatment plan.

The current LTCT funding formula is arbitrary, inequitable and wholly inadequate. **House Bill 2956 revises the formula for LTCT education so that it mirrors more closely the education funding formulas already in place under the State School Fund and addresses more closely the costs of providing services and issues of inequity.**

At the request of the Legislature, in 2008 the Department of Education (ODE) commissioned a study, known as the Parrish Report, to recommend improvements to LTCT education programs.

In 2011, the Legislature directed ODE to assemble a stakeholder workgroup to “*develop recommendations to address equity in funding and appropriate education levels in residential and day treatment programs.*” The workgroup based its discussions on four attributes outlined in the Parrish Report as part of a fair and rational funding formula. These attributes are that the formula be:

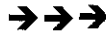
1. Data driven
2. Rationally related to costs of the providing the services
3. Linked to the overall K-12 funding model
4. Foster efficiency

HB 2956 is a product of the 2011 workgroup. It replaces the current arbitrary and inequitable LTCT funding formula with one that applies current student enrollment data to calculations in the Parrish Report for a cost-based, data driven formula. It achieves this by better aligning the LTCT education funding formula with that of the State School Fund, placing LTCT students more on par with their peers.

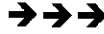

While HB 2956 strives to achieve the Parrish Report recommendations, it admittedly falls short. It does *not* include funding for basic educational materials like curriculum, textbooks, or access to technology that are provided to other students in their local school districts. It is, however, a step in the right direction for LTCT students

## LTCT Funding Formula *Current law*

GF  
Federal IDEA  
Title 1



**SSF**  
state average NOE  
x ADM x  
(1.75 or 2.0)



**School District**

### Parrish Report and Workgroup Analysis

Current funding formula is inequitable, not cost-based and bears little resemblance to the overall K-12 funding model.


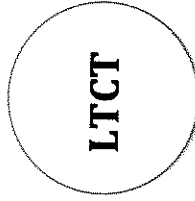
- No longer use NOE because of inequity and inadequacy it creates
- Weight should be the same for all students
- Eliminate arbitrary GF appropriation

## LTCT Funding Formula *HB 2956*

Federal IDEA  
Title 1



**SSF**  
% calculated in  
ORS 327.013 (1)(a)  
x \$4,500 x 3.0 x  
total utilization  
rate count



**School District**

### Parrish Report and Workgroup Recommendations

Establish a funding formula that is:

- Data-driven
- Rationally related to costs
- Linked to overall K-12 funding model
- Fosters efficiency

**Result:** Formula that treats students in LTCT as part of the SSF on par with other Oregon students.



OREGON DEPARTMENT OF EDUCATION  
Public Service Building, 255 Capitol Street NE, Salem, Oregon 97310  
Phone (503) 947-5600 • Fax (503) 378-5156 • www.ode.state.or.us

## Long Term Care and Treatment Education Programs

*“The Long Term Care & Treatment Education Program (LTCT) is committed to providing students a safe, caring environment which fosters an engaging and relevant education through the collaboration of treatment and education.”*

The Oregon Department of Education contracts with local educational agencies to provide education programs for students who have been placed by other state agencies in day and residential treatment facilities.

The children served by these programs have a variety of therapeutic and educational needs. The programs serve children who require schooling in a protected environment in order to protect the health and safety of themselves and/or others and allow the treatment process to extend into the school day in order to fully implement the treatment plan.

<b>Enrollment Data 2009-2010 School Year</b>	
Number of Programs	38
Long-term students*	957
Male	1,232
Female	772
Ages: 3-5	44
Ages: 6-10	287
Ages: 11-15	985
Ages: 16-18	678
Ages: 19-21	10
Total Unduplicated Count	2,004
*90 days or longer in facility	

The goal of Long Term Care and Treatment Education Programs (LTCT) is to provide a high quality, therapeutic environment where the child will gain the behavior skills and abilities to function successfully in a non-institutional environment.

Treatment programs operate under strict mental health standards. The treatment program must encompass all aspects of the child's life and close coordination of the education and treatment plans is essential.

The LTCT programs work with local schools and agencies to facilitate a successful transition back to the local public school and/or community whenever possible.

<b>Academic Data 2009-2010 School Year</b>	
<b>Reading Data</b>	
Number of long-term* students below grade-level upon entry	557
Academic improvement of less than 1/2 grade level	179
Academic improvement of 1/2 to 1 full grade level	131
Academic improvement of 1 full grade level or more	101
<b>66% demonstrate measureable academic gains while in treatment</b>	

### Academic Data 2009-2010 School Year

#### Math Data

Number of students below grade-level	591
Academic improvement of less than 1/2 grade level	138
Academic improvement of 1/2 to 1 full grade level	152
Academic improvement of 1 full grade level or more	126
<b>66% demonstrate measureable academic gains while in treatment</b>	

#### Target Planning and Consultation Committee (TPCC)

This committee was created in 1977 and is responsible for the review; approval and funding of portions of the individualized services for children with multiple handicapping conditions for whom there are no existing resources in Oregon.

- It is expected that all appropriate instate resources are explored before a referral to TPCC is made.
- Out of state inquires or referrals are not to be made without the authorization of the TPCC

#### Characteristics of Youth in Target programs:

- As of January 2011
  - 72 Target Youth
  - 33 with Sexual issues
  - 34 in Treatment Foster Care (TFC)
  - 25 Females
  - 24 with DD
  - 17 Borderline IQ
  - 14 18+years
  - 11 with Drug and Alcohol issues

**Appendix C**

LTCT Slots Allocations	2011-12	2012-13
	LTCT Students	
<b>Ashland 5</b>		
SOCSTC - Ashland	15	15
Community Works/Lithia Springs	31	31
<b>Contract Total</b>	46	46
<b>Central Point SD 6</b>		
SOCST - Central Point (Gold Hill)	11	11
SOCST - Central Point (Residential)	8	8
	19	19
<b>Clackamas ESD</b>		
Merrick School	29	29
Clackamas River School	35	35
	64	64
<b>Dallas 2</b>		
Polk Adolescent Day Treatment	19	19
<b>Douglas ESD</b>		
Therapeutic Learning Center	12	12
<b>Eugene 4J</b>		
Stepping Stone Lodge	20	20
<b>Grants Pass 7</b>		
Family Friends Day Treatment	20	20
<b>High Desert ESD</b>		
The Child Center	15	15
Placeholder for 2012	-	13
<b>Contract Total</b>	15	28
<b>Hood River County SD</b>		
The Next Door/Klahre House (Day T	15	15
The Next Door/Klahre House (The C	5	5
<b>Contract Total</b>	20	20
<b>Klamath Falls City SD</b>		
Klamath Youth Development Ctr	28	28
<b>La Grande SD</b>		
Grande-Ronde Child Center	13	13
<b>Lincoln County</b>		
Olalla Center for Children & Familie	13	13
<b>Linn Benton Lincoln ESD</b>		
Children's Farm Home	92	92
Old Mill Ctr for Children & Families	6	6
Children's Farm Home Day Trnmt	12	24
<b>Contract Total</b>	110	122
<b>Medford SD 549</b>		
SOCSTC - Medford	9	9
<b>Multnomah ESD</b>		
Morrison Counterpoint Program	18	18
Kerr Centers Wynne Watts School	37	37
Kerr Centers Youth Day Treatment	-	-
<b>Contract Total</b>	55	55
<b>North Bend 13</b>		
SOASTC - Coastline	20	20
<b>North Wasco 21</b>		
Mid-Columbia Child & Family Cente	13	13

	2011-12	2012-13
	LTCT Students	
<b>NW Regional ESD</b>		
Albertina Kerr/PACE	33	33
Levi Anderson Learni	67	67
Lifeworks Northwest	23	23
Lifeworks Young Chil	23	23
<b>Contract Total</b>	146	146
<b>Pendleton 16</b>		
Homestead Youth &	16	16
Homestead Youth &	16	16
<b>Contract Total</b>	32	32
<b>Portland</b>		
Boys & Girls Aid Socie	20	20
Janus Youth Program	28	28
Parry Center for Child	48	48
Parry Center for Child	40	40
Parry Center SCIP	12	12
Rosemont	29	29
Lifeworks NW/Nicker	20	20
White Shield Home	16	16
Wildflowers	12	12
Morrison Child & Far	31	31
Morrison Child & Far	41	41
<b>Contract Total</b>	297	297
<b>Salem Keizer 24J</b>		
Catholic Community	15	15
<b>Springfield 19</b>		
The Child Center	40	40
Jasper Mountain Cen	10	10
SAFE Center	18	18
<b>Contract Total</b>	68	68
<b>Three Rivers</b>		
SOASTC - Merlin Carr	18	18
SOASTC - Assessment	9	9
<b>Contract Total</b>	27	27
<b>Tigard-Tualatin 23J</b>		
Janus Youth Program	12	12
<b>InterMountain ESD</b>		
Lifeways, Inc.	12	12
<b>Willamette ESD</b>		
Chehalem Youth & Fa	26	26
Poyama Day Treatme	20	20
Metsker Heights @ R	9	9
<b>Contract Total</b>	55	55
<b>Total</b>	<b>1,160.00</b>	<b>1,185.00</b>