

**Public Testimony: Representatives from Oregon's Centers for Independent Living**

HB 2971 \*\* Public Hearing/Possible Work Session \*\*Subsequent Referral(s) to Ways and Means

FIRST PUBLIC HEARING: Appropriates moneys from General Fund to Department of Human Services for enhancing and expanding services provided by centers for independent living to individuals with disabilities.

**Barry Fox-Quamme**

A Person Experiencing Disability

Independent Living Resources (ILRA), Executive Director

IL Core Services Offered to Clackamas, Multnomah, and Washington Counties

WIN Services Also Offered to Clatsop, Columbia, Tillamook, Hood River, Wasco & Sherman

Association of Oregon Centers for Independent Living (AOCIL), President

CIL Representative to the State Independent Living Council (SILC)

Executive CIL to CIL Mentor, Association of Programs for Rural Independent Living (APRIL)

**Kirt Tombs**

A Person Experiencing Disability

Eastern Oregon Center for Independent Living (EOCIL), Executive Director

IL Core Services Offered to Gilliam, Grant, Harney, Malheur, Morrow, Umatilla, Union, Wallowa and Wheeler Counties. Limited services for Hood River, Sherman and Wasco

Association of Oregon Centers for Independent Living (AOCIL), Board Member

**Sheila Thomas**

A Person Experiencing Disability

Lane Independent Living Alliance (LILA) Executive Director

IL Core Services Offered to Lane County

WIN Services and Employment related services Also Offered to Marion, Polk, Yamhill, Linn, Benton and Lincoln counties.


Association of Oregon Centers for Independent Living (AOCIL), Vice President

CIL Representative to the State Independent Living Council (SILC)

# 7 CILs: Core Services for 22 of 36 Counties

# OREGON

## CENTERS FOR INDEPENDENT LIVING



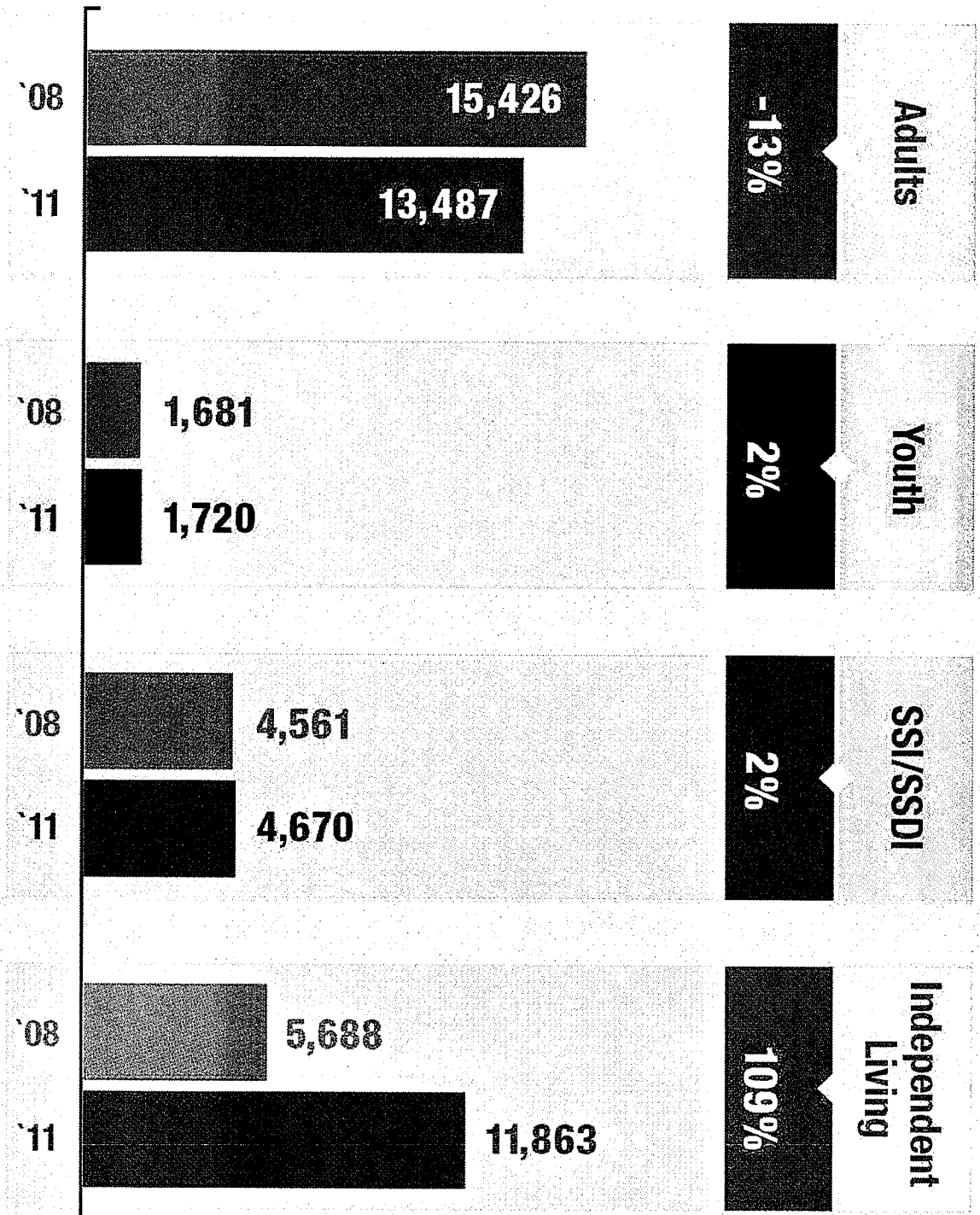
Promoting choice, equal access, and full inclusion of people with disabilities throughout the State of Oregon

# Statewide Needs

## Demand for CIL Services Have More Than Doubled

- CIL Core Services: Information & Referral, Peer Counseling, Skills Training, Advocacy & Transition Services
- CIL Peer Counseling Services increased 2008 - 2011 by 109%, (5,688 to 11,863 per 2013 VR Presentation to Joint Ways & Means)
- Information & Referral Services increased 2009 - 2012 by 115% (7,875 to 16,925 per 2013 VR Presentation to Joint Ways & Means)
- Oregon has 14 counties not served by CIL Core Services

# VR/Independent Living Caseload Growth



# CILs See 100% I & R Service Growth

	2008	2009	2010	2011	2012
Documented Information & Referral Services	8,027	<u>7,875</u>	<u>9,312</u>	<u>13,928</u>	<u>16,925</u>
Comprehensive Services Provided	2,210	1,861	1,954	2,065	2,133
Percent of Consumer Goals Achieved	55%	62%	60%	60%	61%
Percent of Satisfied Consumers	88%	92%	89%	87%	90%

**An informal study of program outcomes from only 3% of the Independent Living Program's 2010 consumers showed state cost savings & increased tax revenue equal to approximately 810% of Oregon's program investment for the year.**

# **The Solution is Oregon CILs**

## **Unique Values**

**Grass Roots, Peer-Based Service Model**

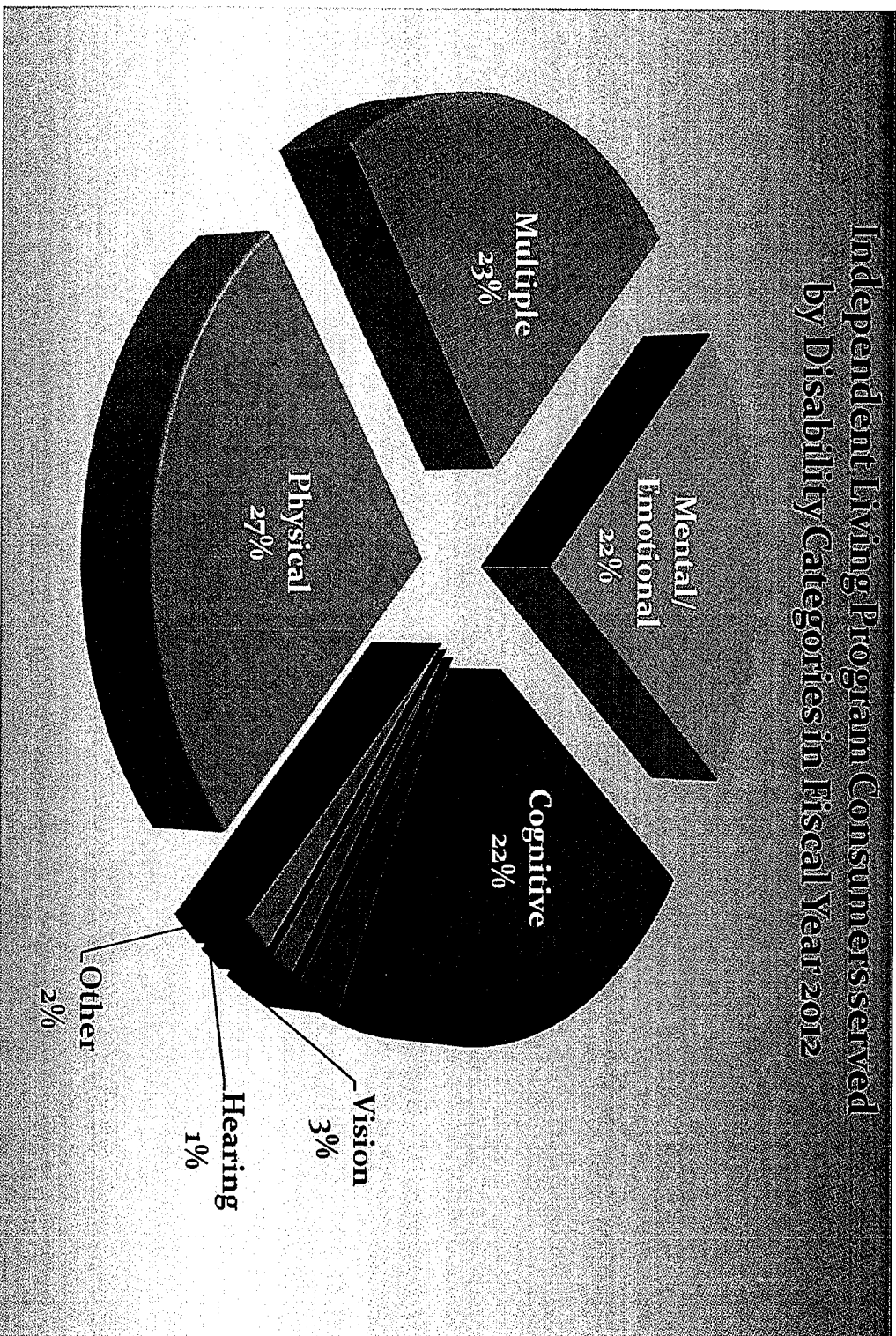
**Consumer Directed, Consumer Controlled**

**Majority of Staff & Board Members**

**Experience Significant Disability**

# CILs Serve All People with Disabilities

Independent Living Program Consumers Served  
by Disability Categories in Fiscal Year 2012



# **The Solution is Oregon CILs**

## **Unique Voices**

**Born of the Civil Rights Movement**

**People with Disabilities,**

**Serving People with Disabilities**

**“Nothing About Us Without Us!”**

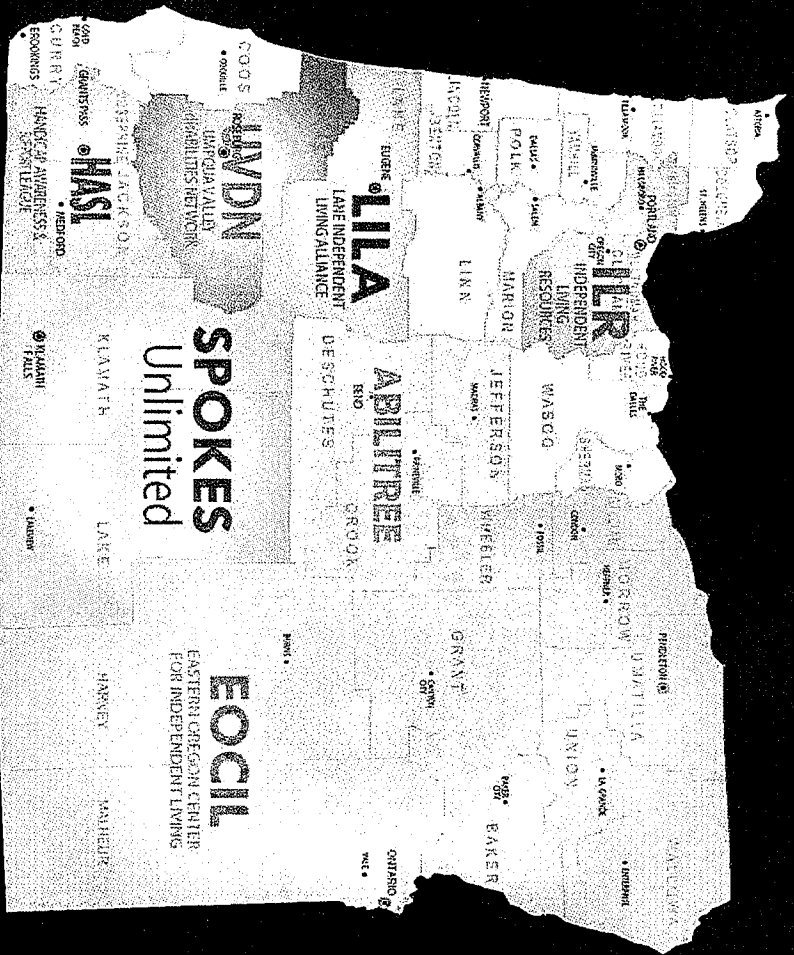
**Bringing Partners to the Table (ADRCS, DHS, etc.)**



# HB 2971 Creates A Strong Statewide CIL Network

# OREGON

## CENTERS FOR INDEPENDENT LIVING



Promoting choice, equal access, and full inclusion of people with disabilities throughout the State of Oregon

# **The Solution is Support for HB 2971**

- \$1.88 Million in added funding for Oregon's CLS
- **Result of Funding**
  - Stabilize Ability for EOCL & LILA to Deliver IL Services
  - Increase funding for 7 Oregon CLS (\$75,000 a year each)
  - Develop models for IL services in 14 unserved counties

# The Solution is HB 2971 Funding

- CIL Outcomes Save Millions Per Year: 800% Return on Investment (2013 VR Presentation)
- CIL Services Meet Community Needs (2008-2011)  
(2008-2011: Caseload increase of 5,688 to 11,863 - per 2013 VR Presentation)  
(2009-2012: info & referral increase of 7,875 to 16,925 - per 2013 VR Presentation)
- Cost of only \$219\* per consumer served, per biennium, Cost of only \$110\* per consumer served, per year,  
(\*\$2.6 million/11,863 consumer caseload is conservative cost, doesn't account for turn-over)


## **CILs Are Changing Lives & Saving Money for All**

CILs Are Turning Budget Dust to Gold Bars!

CILs Are Changing Lives & Saving Money for All

# OREGON

## CENTERS FOR INDEPENDENT LIVING



Promoting choice, equal access, and full inclusion of people with disabilities, throughout the State of Oregon