

Today's Agenda



1. Purpose
2. Licensing & Registration
3. Administrative Responsibilities
4. Operation of Tanning Facility
5. Warning Statement
6. Warning Signage
7. Protective Eyewear
8. Training of Personnel
9. Protection of Consumers
10. Equipment/Lamp Disposal
11. Records and Reports
12. Advertising
13. Exemptions
14. Denial, Revocation & Termination
15. Civil Penalties
16. Quiz



Tanning Program Contacts



Michelle VanKleeck – Inspector (971) 673-0513
Matt Jaqua – Inspector (971) 673-0221
Molly Keller – Inspector (971) 673-0496

Sharon Ross – Registrar (971) 673-0509

David Howe – Section Manager (971) 673-0499
Todd Carpenter – Licensing Manager (971) 673-0500
Rick Wendt – Operations Manager (971) 673-0505

MAIN NUMBER: (971) 673-0490

Website: www.healthoregon.org/rps

Oregon Administrative Rules (OAR)

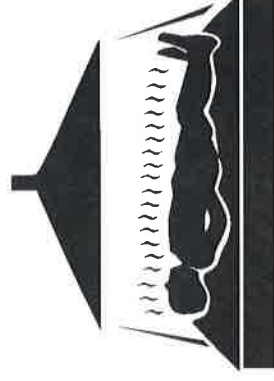
- Broken down
 - Chapters 333 (Public Health Rules)
 - Divisions 119 (Tanning Specific)
 - Sections § 0001-0200
- Divisions that Apply to Tanning Operators
 - 333-103 – Fees
 - 333-111 – Inspections
 - 333-119 – Registration of Tanning Facilities
 - 333-124 – Civil Penalties



333-119 § 0001-0200



1. *The **purpose of this Division** is to regulate tanning facilities to minimize the risk associated with tanning by artificial ultraviolet light.*
2. *The requirements... apply to any tanning facility that operates any tanning devices. Physicians' phototherapy devices are exempt.*
3. *In addition... all registrants are subject to the applicable provisions of other parts of these rules.*



The Rules & Inspections

- The remainder of the slides cover OAR 333-119 and 124.
- The OAR number is listed at the top of each slide.
- **These are the rules the inspectors check for compliance with.**

★ Stars are there for emphasis, because inspectors see a higher number of non-compliances in these areas ★



2. Licensing & Registration

333-119-0020

- ★ **ALL TANNING DEVICES MUST BE REGISTERED**
- Fill out the registration form completely:
 - Device manufacturer
 - Device Model
 - Manufacture date
 - Mailing address...
 - Owner information
- Licenses are **NON TRANSFERABLE**
- License fees are due January 1 of each year.
- ★ Licenses are to be posted in public view

You have 30 days to notify the agency of ownership or equipment change!
Sharon.e.ross@state.or.us



3. Administrative Responsibilities

333-119-0030

- The registrant
 - shall ensure the tanning facility will comply with all applicable federal laws and regulations
 - is also subject to Divisions 103, 111, and 124
 - Inspection reports shall be conspicuously posted in public view.
- ★ **'Notice to the Public' sign must be posted in public view**



Notice to the Public

This facility is regulated by DEES Oregon Public Health Division under the Oregon Rules for the Control of Radiation, Oregon Administrative Rules, Chapter 333, Division 119.

The owner and operator of this facility is required to maintain the facility and all tanning devices in a clean and sanitary manner at all times for use by consumers. They are also required to comply with all other provisions of the above cited Rules.

If you wish to report any concerns you have as a consumer regarding the operation of this facility in terms of health or safety issues, please contact

Radiation Protection Services at

971-673-0400

Or write to

**Manager, Radiation Protection Services
800 NE Oregon Street, Suite 640
Portland, Oregon 97232**

FORM ASD-119-000009

Facility is registered with the Agency

The owner operator will comply

The Agency contact information

4. Operation

333-119-0040

Physical Facility:

- Provide a maintained restroom
 - Operable toilet
 - Operable sink
- Tanning booth temperature must be below 100° F
- Facility must be maintained in accordance with City, County and State codes



4. Operation

333-119-0040

- January 2013 the sanitizer rule has changed..
- ★ Tanning device and tanning goggles must be cleaned with a **sanitizer approved by the manufacturer. Check your manuals.**
 - Mix sanitizer to the proper concentration
- ★ Check concentration with a Quat Test kit (up to 1,000ppm)
 - Concentration must be between 400-800ppm
- If the manual does not tell you a specific sanitizer, you may use a sanitizer with quaternary ammonia.
 - Mix sanitizer to the proper concentration
 - Check concentration with a Quat Test kit (up to 1,000ppm)
 - Concentration must be between 400-800ppm

4. Operation

333-119-0040

- Operators must clean the bed in between each use with a clean paper or cloth towel.

 **DO NOT REUSE TOWELS FOR CLEANING!**



4. Operation

333-119-0040

Cleaning & Maintenance:

- Towels (cloth or paper) must be provided to customers
- Hamper or trash can provided
- **NO PETS OR ANIMALS**
 - Except service animals



5. Warning Statement


333-119-0050

OAR 333-119-0050: Warning not wearing the protective eyewear provided to each customer by the tanning facility may cause damage to the eyes; and overexposure to the tanning process may cause skin cancer or premature aging of the skin or both; and abnormal skin sensitivity or burning may result from the tanning process if the customer is also consuming or using certain foods, cosmetics, or medications such as tranquilizers, antibiotics, diuretics, high blood pressure medication, antineoplastics or birth control pills, and any person taking a prescription or over-the-counter drug should consult a physician before using a tanning device.

5. Warning Statement

333-119-0050

- Breakdown:**
- Not wearing goggles may cause eye damage
 - Overexposure may cause burns
 - Repeated exposure may cause skin cancer or premature aging of the skin
 - Certain foods, cosmetics and medications may cause skin sensitivity or burns
 - Persons taking prescriptions should consult a doctor before tanning



5. Warning Statement



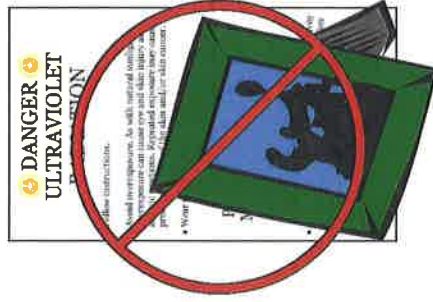
333-119-0050

- ★ Registrants must have a **signed** and **dated** warning statement for EACH tanning customer.
 - This is usually located on the client card
- ★ **Signatures must be updated once a year!**
- **Records must be available for inspector review**



6. Warning Sign 333-119-0060

- The **Warning sign** is to be posted conspicuously within **1 meter** or **39.37 inches**, or approximately 3 feet of each tanning device
- Do not block the sign with anything



 **DANGER** 
**ULTRAVIOLET
RADIATION**

Warning

- Follow instructions.
- Avoid overexposure. As with natural sunlight, overexposure can cause eye and skin injury and allergic reactions. Repeated exposure may cause premature aging of the skin and/or skin cancer.
- Wear protective eyewear.

Cancer premature ageing

Goggles

**FAILURE TO USE
PROTECTIVE EYEWEAR
MAY RESULT IN SEVERE
BURNS OR LONG-TERM
INJURY TO THE EYES.**

- Medications or cosmetics may increase your sensitivity to the Ultraviolet radiation. Consult a physician before using sunlamp or tanning device if you are using medications or have a history of skin problems or believe yourself to be especially sensitive to sunlight.
- If you do not tan in the sun, you are unlikely to tan from the use of this product.


Medications, cosmetics foods

If you don't tan outside, you won't tan inside

8. Training of Personnel

333-119-0080

- All operators of registered tanning devices must successfully complete a Department approved tanning training course in the State of Oregon prior to commencement of tanning operations.
- The registrant shall ensure that tanning devices are operated only while an adequately trained operator is present at the tanning facility



7. Eyewear

333-119-0070

- Provide protective eyewear to consumers
 - Sell eyewear
 - Sanitize and re-use



Make sure customers are wearing approved eyewear:
ASK TO SEE IT

- **No goggles no tan**
 - No, sunglasses will not work
 - No, a towel will not work



8. Training of Personnel

333-119-0080

- Registrant will maintain documentation to verify that all tanning device operators are adequately trained in the following:
 - Rules of this division
 - Procedures for correct operation of facility/devices
 - Recognition of injury or overexposure
 - Device manufacturer's procedures for operation & maintenance of the tanning device
- ★ Determination of skin type of customers and appropriate duration of exposure
- Emergency procedures in case of injury
- Potential photosensitizing foods, cosmetic, and medications
- ★ Registrant will keep copies of training certificates.
- Inspectors will look at every employee's certificate



8. Training of Personnel

333-119-0080



The registrant shall ensure that tanning devices are operated only while an adequately trained operator is present at the tanning facility.

333-119-0010(10): “Operator” means the person who is an employee (defined by the Oregon Occupational Safety and Health Division, OAR 437-00-0011(2)) or contractor of the tanning facility who has received a certificate from an approved formal training course...

8. Training of Personnel

333-119-0080

- ★ **Keep copies of each employee's training certificate of completion.**
- Inspectors will look at each employee's certificate.
- Work at more than one location? Keep a copy at each location.
- You can keep track of employees with the Log of operator training.

LOG OF TANNING OPERATOR TRAINING

Facility Name: _____

Address: _____


Owner: _____

Manager: _____

OAR 333-119-0080(3) All operators of registered tanning facilities must successfully complete a Department approved tanning training course in the State of Oregon prior to commencement of tanning operations by July 1, 2011.

Instructions: Keep this training record up to date for inspector review. Keep a copy of all training certificates with this log.

Employee Name	Hire Date	Certificate Date	Certificate Number	Training Vendor



8. Training of Personnel

333-119-0080

★ Inspectors need to see copies of all training ★
certificates.

9. Consumers 333-119-0090

- Only 1 consumer per tanning room at a time
 - EXCEPT when a customer needs assistance. BOTH people are required to wear protective eyewear
- No consumer under age 18 is permitted to tan without parental consent

★ Parental consent must be provided in person and witnessed by tanning operator

- A “**Minor/Under 18**” sign shall be posted in public view



PERSONS UNDER AGE 18

ARE REQUIRED

TO HAVE PARENT OR

LEGAL GUARDIAN

SIGN AUTHORIZATION

TO TAN IN THE

PRESENCE OF A TANNING

FACILITY OPERATOR.

(OAR 333-119-0090(2))

9. Consumers

333-119-0090

- Each consumer shall be instructed on how to operate the tanning device
 - **No infants or minors allowed in the tanning rooms.**
 - Tanning time will be limited to the exposure time recommendation provided by the device manufacturer on the tanning device or in the manual.
- ★ A list of photosensitizing agents, **Medication List**, shall be provided for consumers.





MEDICATION LIST

Natural oils found in perfumes and colognes which contain furcoumarins, compounds from natural products such as plants and fruits, can sensitize the skin to sunlight. Food and fruit that contain photosensitizing agents: celery, carrots, lime, coriander, parsley, fennel, dill buttercup, mustard, and figs.

Some known photosensitizing medications are listed below by name:

- | | | |
|---|--|---|
| Acetohexamide (Dyanetur) | Cold Salts | Sandalwood oil (perfume) |
| Axeridine preparations (dight) | Crass (meadows) | Silver salts |
| Agave tequilana | Crisonitrin (Fulvicin) | Sinartweed (tea) |
| Alparifilil) | Hexaazopyridin | Spirite |
| A-Aminocyclidine | Hexachlorophenol (rare) | Sulfacetamide Isethionate |
| Aminobenzoic Acid | Hexachlorophenol | Sulfacetamide |
| (Elavil, etc) | (Etidrix, HydroDinril) | Sulfadiazine |
| Amiripipiline | Isopropanol HCL (Cofranil) | Sulfisoxazole |
| Amesides (Procaine group) | Isolipipicoyl (Therubistin) | Sulfisoxazole |
| Angelic | L-7-Tryptophan | Sulfonamide |
| Antihemene | Ladys Thumb (tea) | Sulfonamide |
| Antimalarials | Laminin | Sulfonamide |
| Arsenicals | Lavender oil | Sulfonamide |
| Barbiturates | Lime oil | Sulfonamide (Eloasa) |
| Bavachi (coniflida) | Methohexalide (Enduron) | Sulfonamide (antidiabetes) |
| Benzene | Mepazine (Pental) | Tamaril |
| Benzopyrine | 9-Mercaptopurine | Tetrahydrocannabinol (THC) |
| Bergamot (perfume) | Methoxsalen (Moxolin, Oxosolan) | Tetracycline |
| Bithionol (Actaner, Lorohidol) | 8-Methoxy psoralen | Thiazides (Dinril, HydroDinril, etc) |
| Blackphorus (saifa derivatives) | Monoglycerol | Thiophene |
| Bolopamide (Gadil) | para-aminobenzoate | Thiopropazate Dihydrochloride (Diert) |
| Bromchloracetylanilid | Mustards | Thuridine |
| 4-Huryl-4-Chlorosalicylanilid | Nalidixic Acid (NegGram) | Tolbutamide (Orinase) |
| Carbamazepine (Tegretol) | Napthalene | Toluene |
| Carbamoximane d-form (Tervion R-A) | Neuroleptics | Tribromsalicylanilid (TBS) |
| Carbamamide (Nalidan) | Nortriptyline (Aventyl) | Tribrommethazine (Metalydrin) |
| Cedar Oil | Ornase | Tributylamine |
| Cherry | Oxyteracycline (Terramycin) | Tributylamine |
| Chloroquinolide (Dinril) | para-dimethylaminazobenzene | Trichloroethylene |
| Chloroquinolide (Dinril) | Paraphenylenediamine | Trichloroethylene Methamine (TEM) |
| Chlorpropamide (Therazine) | Paralogs | Trifluoromethane Hydrochloride (Vasparil) |
| Chlorpropamide (Dibiazone) | Penicillin derivatives (Grisofulvin) | Trimesic acid (Tridione) |
| Chloretesocycline (Atracurium) | Permethane Phosphate dyes | Tripropylamine |
| Citrus Oil | Phenothiazines (dyes) | Trypan Blue |
| Clover | Phenoxazine (L-Isosa) | Vanilla Ash |
| Cool Tar | Phenolic compounds | Xylene |
| Comazine | Phenothiazines (dyes) | Yarrow |
| Contraceptives, Oral | Phenoxazine Phosphatone | |
| Demeclocycline (Declonycin, Demethylchlorotetracycline) | (Butazolidin) | |
| Desipramine | Phenytoin (Dilantin) | |
| (Norpramin, Pertofran) | Porphyrias | |
| Dibenzopyran derivatives | Premarin | |
| Dicyamine-A | Proprietary (Vivacil) | |
| Dihydroxyacetone | Promazine Hydrochloride (Sparine) | |
| Digaloyl trioleate (sunscreen) | Promethazine Hydrochloride (Phenergan) | |
| Dilantin | Psoralens | |
| Dinril | Pyrazolones | |
| Doxycycline | Pyridine | |
| Exone | Quinthalone (Hydromax) | |
| 5-Fluorouracil | Quinine | |
| Glycerol P-Aminobenzoate (Sunscreen) | Rue | |
| | Salicylanilides | |
| | Salicylates | |

9. Consumers

333-119-0090

- ★ To properly determine exposure times, each customer must have a skin type NUMBER ★ recorded
 - On client card
 - In their electronic file
 - Operators CANNOT visually assess a customer to determine their skin type.
 - Customers must fill out the skin typing chart to determine this number.
- Double check customers answers and addition
 - Skin typing must be done for each new customer




9. Consumers

333-119-0090

- You need to update existing customers records, if you are not currently recording their number.
- Once you have a skin type number you can then compare it to the exposure schedule posted on each tanning device.
- Follow the exposure schedule for each tanning device
- This will reduce the risk of customers leaving burnt

★ Inspectors will check to see that skin typing numbers are being recorded for each customer, new and existing.



You can fill one out for each customer, or laminate one and re-use it.

Customer Questionnaire for Determination of Skin Sensitivity

Each customer must answer the following questions to determine their skin type. Their skin type number must be documented on the client card. Tanning exposures are then determined based on the customers skin type and the tanning bed exposure schedule.

Questions	0	1	2	3	4	Points
What is the natural color of your eyes?	Light blue, gray or green	Blue, gray, or green	Hazel or Light Brown	Dark brown	Brownish black	
What is the natural color of your hair?	Red or Light blonde	Blonde	Dark blonde or Light brown	Dark brown	Black	
What is your natural skin color before sun exposure?	Ivory White	Fair or Pale	Fair to Beige	Olive or Light brown	Dark brown or black	
How many freckles do you have on unexposed areas of your skin?	Many	Several	Few	Very Few	None	
How does your skin respond to the sun?	Always burns, blisters & peels	Burns often blisters & peels	Burns moderately	Rarely burns, if at all	Never burns	
Does your skin tan?	Never	Seldom	Sometimes	Often	Always	
How deeply do you tan?	Not at all or very little	Lightly	Moderately	Deeply	Naturally dark skin	
How sensitive is your face to the sun?	Very sensitive	Sensitive	Normal	Resistant	Never had a problem	
Total						

Type I (0-6) Always burns easily and severely (painful burn); tans little or none and peels. People most often with fair skin, blue eyes, freckles; unexposed skin is white**

Type II (7-12) Usually burns easily and severely (painful burn); tans minimally or lightly; also peels. People most often with fair skin, red or blond hair; blue, hazel or even brown eyes; unexposed skin white**

Type III (13-18) Burns moderately and tans about average. People with average Caucasoid skin, unexposed skin is white.

Type IV (19-24) Burns minimally, tans easily, and above average with each exposure; exhibits IPD (immediate pigment darkening) reaction. People with white or light brown skin, dark brown hair, dark eyes (e.g. Mediterranean, Asian, Hispanic, etc); unexposed skin is white or light brown.


Type V (25-30) Rarely burns, tans easily and substantially; always exhibits IPD reaction. People with brown skin (e.g. Native American, East Indian, Hispanic, etc); unexposed skin is brown.

Type VI (31 +) Almost never burns and tans easily; exhibits IPD reaction. People with dark brown skin (e.g. African, Americans, Australian, South Indian, Aborigines, etc); unexposed skin is black.

Skin Type Number must be recorded for each customer.

9. Consumers 333-119-0090

- All tanning devices must be controlled by a remote digital timer



10. Equipment

333-119-0100

- All devices must have acrylic covering for the lamps. **NO WIRE COVERINGS**
- Specific to stand up units:
 - Need to have a handrail on the inside
 - Need to be sturdy



ALL beds must have FDA required labels attached and readable.

- If any part of the label is unreadable, you must replace it.

- All persons hired for servicing tanning devices must be a current **Oregon Licensed electrician.**



10. Equipment

333-119-0100

- All burned out lamps must be replaced with the same lamp or an approved after market equivalent.
- ★ **Lamp Certification** is required for after market lamps
 - Inspectors will review this
 - ★ Make sure you have the correct lamp certification.
 - If the lamp is not equivalent you will have to replace them.


★ **TIP:** Highlight the installed equivalent and lamp required by the bed.



10. Equipment

333-119-0100

- You must provide a room, screen, shield, or curtain for tanning devices.
- Dispose of burned out tanning lamps properly
 - The lamps contain **mercury vapor**



Mercury

Mercury is a toxic metal that can accumulate in living tissue and cause adverse health effects. Businesses and governments in Oregon discard several million lamps each year, making these lamps the largest source of mercury in our solid waste-stream



Contact your local waste recycling company for proper disposal

10. Equipment

333-119-0100

- Each device must have a timer
 - Each timer must not exceed manufacturer's maximum exposure time.
 - Device timers shall
 - Be controlled by a trained operator
 - Be a remote timer
 - Be accurate within + or – 10%
 - Timers must be digital
- Each timers must be checked annually. ONCE A YEAR
 - Record each test on the '**Timer Test Record**'
 - Inspectors will review records



11. Record Keeping

333-119-0110

- Maintain record of consumers
- Include the following:
 - Name
 - ★ – **Date of Birth**
 - Total # of tanning visits
 - Dates of visits
 - Duration of visits
 - Signature and Date acknowledging they understand the potential risks
 - Parental consent signature and date
- **The sample Client Cards** contain all of the required information
- Electronic records are OK as long as the required information is recorded.



★ **SKIN TYPE NUMBER** ★

Tanning Client Data & Consent Record

NAME: _____

Name: _____

Birth Date: (mm/dd/yr) _____ (required for all tanners)

Address: _____

City: _____ State: _____ Zip: _____

Skin Type Number: _____ Staff name: _____

Are you currently taking any photosensitizing medications? Y / N
 Have you ever been told by a medical provider to avoid the sun? Y / N
 Are you pregnant? Y / N

If you answered yes to any of these questions, please consult your medical care provider before tanning.

Warning Statement (OAR 333-119-0050):

- Exposure to the tanning process may cause skin cancer.
- Not wearing protective eyewear may cause eye damage.
- Overexposure to the tanning process may cause burns.
- Repeated exposure may cause premature aging of the skin.
- Abnormal skin sensitivity or burning may result from the tanning process if the customer is also consuming or using certain foods, cosmetics, or medications such as tranquilizers, antibiotics, diuretics, high blood pressure medication, antineoplastics or birth control pills.
- Any person taking a prescription or over-the-counter drug should consult a physician before using a tanning device.

Client Signature: _____ Date: _____
 (If under 18, parent or legal guardian must also sign, consenting to the above)

Parent/ Guardian Signature: _____

Relationship to Client: _____ Date: _____

Sample Client Card

Client Initials	Goggles Y/N	Date+ Year	Exposure Time	Client Initials	Goggles Y/N	Date+ Year	Exposure Time
1.				23.			
2.				24.			
3.				25.			
6.				28.			
7.				29.			
8.				30.			
9.				31.			
10.				32.			
11.				33.			
12.				34.			
13.				35.			
14.				36.			
15.				37.			
16.				38.			
17.				39.			
18.				40.			
19.				41.			
20.				42.			
21.				43.			
22.				44.			

11. Record Keeping

333-119-0110

Reporting an injury

- Was there medical attention required? If yes you must:
 - Submit a record of injury to the State within 5 working days after occurrence
- The report must include:
 - Name, address & phone # of injured person
 - Name, address, & phone # of tanning facility
 - Nature of actual or alleged injury
 - Information relevant to actual or alleged injury.



11. Record Keeping

333-119-0110

- All required records shall be maintained until inspected by the Agency and shall be so filed as to be readily available for review.
- This means whomever is working has access to ALL of the required records.

Tip: Keep a binder (up to date) with all of the required records, label it Tanning Inspection



12. Advertising

333-119-0120

- **Do not** claim tanning device is safe, free from risk, or that using the device will result in medical or health benefits.

★ **ONLY COSMETIC CLAIMS CAN BE PROMOTED.**

- Do not refer to your facility as being registered with the agency
- No person or facility shall advertise or promote tanning packages labeled as “unlimited”.



12. Advertising

333-119-0120

★ **Do not advertise or promote tanning packages as “unlimited”**

This includes all forms of advertising which includes but is not limited to:

- Signs
- Windows
- Flyers
- Newspapers
- Television
- Radio
- Email
- Websites
- Craig's list
- MySpace
- Twitter
- Facebook

13. Exemptions

333-119-0130

- Phototherapy devices used by the direct supervision of a physician
- Devices in Storage
 - Must have the power supply physically disconnected
 - Lamps removed
- Individuals who own a tanning device **EXCLUSIVELY** for personal use.



14. Denial, Revocation, or Termination of Registration 333-119-0140

Reasons for Denial, Revocation, or Termination:

- Any false statement on application
- Operation of facility that causes or threatens a hazard to public health or safety
- Failure to allow authorized representative of Agency to enter
- Failure to observe any of the terms and conditions of the rules



15. Civil Penalty 333-124-0010(8)

- Division 124 was filed February 16, 2010
- Division 124 covers civil penalties for non-payment of registration fees, and failure to respond to inspection findings.
- Since 2009 we have issued approximately 63 civil penalties for inspections and approximately 73 civil penalties registration.



15. Civil Penalty 333-124-0010(8)

REGISTRATION CIVIL PENALTY: Example for 1 tanning device

Days past due	% of total fee owed	Civil Penalty Owed	Registration Fee + Civil Penalty
30	3%	$\$3 \times 30 \text{ days} = \90	\$190
60	5%	$\$5 \times 30 \text{ days} = \150	\$340
90	10%	$\$10 \times 30 \text{ days} =$ \$300	\$640
120	10%	$\$10 \times 30 \text{ days} =$ \$300	\$940

15. Civil Penalty

333-124-0010(8)

Inspection civil penalty:

- Inspectors will leave you with a list of citations and their severity levels.



YOU HAVE 10 DAYS FROM THE DATE OF THE INSPECTION TO CORRECT REGISTRATION & TRAINING VIOLATIONS.



YOU HAVE 30 DAYS FROM THE DATE OF THE INSPECTION TO CORRECT ALL OTHER VIOLATIONS.



15. Civil Penalty

333-124-0010(8)


- If you need more time contact your inspector and request more time. **DO NOT IGNORE YOUR INSPECTION**

★ If we do not hear from you in **10 or 30 days**, the file is forwarded on to management to assess a civil penalty.



15. Civil Penalty

333-124-0010(8)



How to avoid an inspection civil penalty:

- Respond to the inspection within 30 days of the inspection!



Respond in writing to **EACH** item marked on your Inspection Finding Report

- Include copies of receipts, service reports, certificates or whatever paperwork that has been requested to prove you have fixed the item
- Need more time? Contact your inspector and request more time.
- **DO NOT IGNORE THE INSPECTION REPORT**

Summary

- Machines must be registered
 - Signs must be posted
 - Training records & certificates must be kept and up to date
 - Maintenance records must be kept and up to date
 - Timer tests completed for EACH bed once a year
 - Eye wear used by anyone tanning
 - Skin typing of each new customer
- Questions or concerns about what you are supposed to do?
 - Call or email we can clarify!



Tanning Program Contacts



Michelle VanKleeck – Inspector (971) 673-0513

Molly Keller – Inspector (971) 673-0496

Matt Jaqua – Inspector (971) 673-0221

Sharon Ross – Registrar (971) 673-0509

David Howe – Section Manager (971) 673-0499

Todd Carpenter – Licensing Manager (971) 673-0500

Rick Wendt – Operations Manager (971) 673-0505

MAIN NUMBER: (971) 673-0490

Website: www.healthoregon.org/rps

Questions?



Oregon Health Authority