



Here for Oregon. Here for Good.

Fifth and Sixth Grade Student Participation in Outdoor School Programs in Oregon

Prepared by Alex Comet Pangrac

With Lara Christensen

6/27/12

Table of Contents

Executive Summary	1
Report	2
Purpose	2
Previous Studies	2
Approach & Methodology	2
Results	3
Conclusion	5
Appendix A	7
<i>Geographic distribution of outdoor school participation in Oregon, shown as a percentage of total county 6th grade enrollment</i>	
Appendix B	9
<i>6th grade enrollment and adjusted outdoor school participation totals, by county</i>	
Appendix C	11
<i>Adjusted outdoor school participation totals and percentages, by county</i>	
Appendix D	13
<i>Participation details for schools attending residential outdoor school programs of at least two nights duration, including attendance, duration & program provider</i>	
Appendix E	25
<i>District and county enrollment and participation numbers for residential outdoor school programs of at least two nights duration, including adjusted participation numbers</i>	
Appendix F	33
<i>Participation details for schools attending outdoor school programs of any duration (including non-residential), including attendance, duration & program provider</i>	
Appendix G	49
<i>District and county enrollment and participation numbers for outdoor school programs of any duration, including adjusted participation numbers</i>	
Appendix H	57
<i>Information on self-developed outdoor school programs (independent programs planned and taught by teachers and/or other district or school staff, typically serving one school or district)</i>	

**Gray Family Fund of the Oregon Community Foundation
Environmental Education Program**

Fifth and Sixth Grade Student Participation in Outdoor School Programs

**Prepared by:
Alex Comet Pangrac**

Executive Summary:

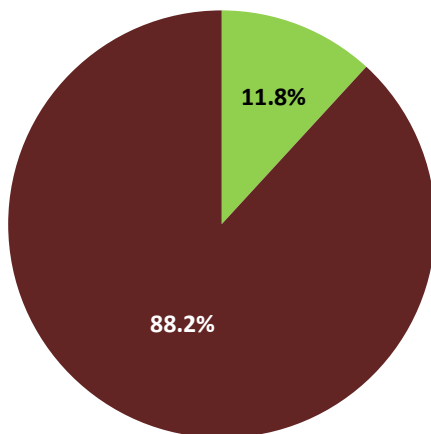
In early 2012, the Oregon Community Foundation through support from the Gray Family Fund commissioned the fourth in a series of studies of outdoor school program participation. This study was designed to clarify the degree to which Oregon fifth and sixth grade students participate in residential outdoor school programs of at least two nights in length. This report provides a summary of the data generated by this study.

Findings

In the 2011-2012 school year, 26,220 of Oregon's students attended a residential outdoor school program that was at least two nights in length. 11.8% of Oregon's fifth graders and 44.7% of Oregon's sixth graders participated in such a program.

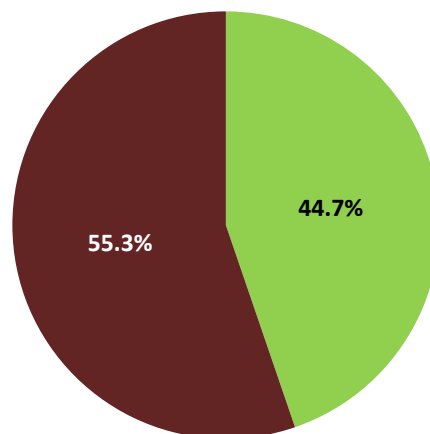
**Statewide Fifth Grade
Outdoor School Results**

■ Participants ■ Non-Participants



**Statewide Sixth Grade
Outdoor School Results**

■ Participants ■ Non-Participants



**Gray Family Fund of the Oregon Community Foundation
Environmental Education Program**

Fifth and Sixth Grade Student Participation in Outdoor School Programs

**Prepared by:
Alex Comet Pangrac**

Purpose:

The purpose of this report is to present findings of how many of Oregon's fifth and sixth grade students participated in a residential outdoor school program that was at least two nights in length during the 2011-2012 school year.

Previous Studies:

To discover how many fifth and sixth grade students participated in residential outdoor school programs, the Oregon Community Foundation commissioned three different studies during 2007-2008. Each of these studies used a slightly different methodology. These three studies were synthesized into a report by Bora Simmons that provides findings for establishing a baseline value for outdoor school participation during those years.

According to Ms. Simmons' report, an estimated percentage of individual students participating in an outdoor school program during fifth and sixth grade in 2007 and 2008 is 41.6%. The data for the three studies she analyzed was collected a variety of ways, including voluntary surveys, district-level phone calls, and surveys of middle schools from some districts in Oregon. Due to the varied methodologies involved, translating the results into a cohesive picture may have decreased the reliability of the data.

Approach & Methodology:

With the opportunity to conduct another survey for the 2011-2012 school year, it was decided to begin collecting survey data at the school level. It was reasoned that individuals closer to the fifth and sixth grade classes would have a higher likelihood to give the most accurate data, as opposed to district employees who could only estimate and generalize in order to not have to spend too much time investigating. The results show that there are a variety of outdoor school participation types even within districts, which would have been difficult to get a clear picture of if the survey was done at the district level.

Phone calls to schools were typically answered by school secretaries or receptionists, who were most often adequately aware of the school's outdoor school participation to answer the questions of this survey. The typical survey phone call began with introducing and identifying myself as an

agent of the Oregon Community Foundation. After confirming which grades of interest were taught at the school, enrollment numbers for each grade were requested. From there, I would ask if either of the grades participated in any sort of outdoor school program. Beginning here, I would gauge the confidence and information I heard in the responses I was getting to see if I should continue surveying the school secretary, or if I should perhaps ask someone else. If I felt skeptical of any of the information's accuracy, I would ask to be connected with someone who would likely be more reliable to provide accurate answers, such as a principal or sixth-grade teacher. If I was told that the students participated in outdoor school, I asked if it was an overnight program, and if so, how many nights the students would stay overnight. Whether it was overnight or not, I would conclude by asking what organization did the curriculum planning and teaching for the program. When I was told of an organization I was unfamiliar with, or that the school put on the program themselves, I made sure that the program in question had an environmental science or natural science focus to it, to avoid recording results for "outdoor school" programs that were in fact recreation, teambuilding or camping trips which wouldn't be of interest to the survey. If I was told that a combined fifth/sixth grade group of students go every other year, and they did not go this year, I nonetheless counted them as going this year to get an approximation of the school's participation.

Public schools were identified from the "Oregon School Directory 2011-12" published in the fall of 2011 by the Oregon Department of Education (ODE), and cross-referenced with the ODE website. Private schools were found by compiling listings from www.privateschoolreview.com, a website featuring profiles of private schools organized by state, county and city. This website was chosen because it seemed the most vibrant, up-to-date and complete of the private school listing websites found, with the idea in mind that private schools, which lack governing bodies such as school districts, would nonetheless require promotion to attract students, and could be accounted for by searching a well-maintained promotional website.

Through persistent contact, the response rate for public schools was 100%, and for private schools reached 94%. All 912 public schools with fifth and/or sixth grade gave answers to all questions, and 204 of 217 private schools with students in these grades gave a full response. Additionally, many day-treatment or temporary care centers were contacted, but were not counted if their students did not spend the full school day at the center, and if students only attend the center on a temporary, rather than a permanent, basis. It was decided that students who were temporarily spending time at these centers were likely accounted for at their local traditional schools, and that attempting to quantify them would cause more confusion than it would resolve.

Results:

Results were obtained from every public school in Oregon, and for 94% of private schools for which contact information was found. Research has shown that the social growth opportunities of a residential trip at this age become much more significant and permanent if the experience is longer, with a steep increase at three days in duration. Knowledge-based learning and identifying with the natural environment are also increased when the outdoor school experience is longer. Therefore, the results reported here are all regarding participation in outdoor school programs that are overnight for at least two nights. We will simply use the term "outdoor school program"

from here on. Details of which programs individual schools attended, as well as duration of stay and number of students attending, can be found in Appendix D (only residential programs of at least two nights) and Appendix F (non-residential and residential programs of any length). (As an interesting note, Appendix F shows that John Muir Elementary in Ashland hosts five separate one-night outdoor school experiences. Though this doesn't fit the parameters of the outdoor school program's this survey is most interested in, it would be worth investigating the social and learning benefits of this alternative model of extending the environmental education experience over the school year.)

Of the 46,109 fifth graders in Oregon, 5,455 attended an outdoor school program. This represents 11.8% of Oregon's fifth graders. Of the 46,421 sixth graders in Oregon, 20,765 attended an outdoor school program. This represents 44.7% of Oregon's sixth graders.

Between these two grades, there are 92,530 students enrolled in Oregon's schools and 26,220 of them, or 28.3%, attended an outdoor school program this year. This percentage is misleading when trying to get a picture of Oregon's outdoor school participation, however, because most of Oregon's outdoor school participation happens in the sixth grade, so this figure is diluted by including fifth graders who did not participate this year but will next year. Similarly, a number of schools or districts send their fifth graders but not their sixth graders, and in other places both grades go. Some schools have both grades go one year and neither the next (when this is the case, we have counted them as attending this year), while some send both grades every year.

Taken together, these factors make it necessary to give case-by-case consideration to each school's participation in order to make the data give an accurate picture of outdoor school participation across the years. It is higher than just the 44.7% that this year's sixth graders represent, but not as much as that number combined with the 11.8% of fifth graders. An "adjusted percentage" was worked out for each district, for each county and for the state overall to eliminate overlap caused by twice-participating students and to count all students from a participating school as having participated regardless of their current school year. This adjusted percentage sought to express the percentage of students in the sixth grade in 2011-2012 who attended at least one outdoor school program during their fifth and sixth grade years. For analysis of the data, we will use the adjusted results and look at them in the context of current sixth grade enrollment. This data can be found in Appendix E.

The adjusted results showed that 52.8% of Oregon's current sixth-grade students attended an outdoor school program in the fifth or sixth grade. This can be seen as a close approximation of the overall number of Oregon's students who attend outdoor school, assuming school participation and demographics don't change too wildly from year to year.

For individual counties, the highest participation is seen in Crook, Tillamook, Gilliam, Sherman and Wheeler Counties, where 100% of students participate in outdoor school programs, almost all of which are put on by the respective county or school district agencies themselves. It may be worth noting that these five counties combined have just 491 sixth grade students. Multnomah County sends the highest number of students, with 6,195 of their 6,943 sixth graders (89%) attending an outdoor school program. Coos County is the largest county (753 sixth graders) where 0% of students participate in outdoor school.

At the school district level, Hillsboro School District in Washington County is the largest district (1,491 sixth graders) to send 100% of its students to outdoor school. Portland Public Schools in Multnomah County sends the largest number of students, with 3,154 of their 3,355 students (94%) participating.

Greater Albany Public School District in Linn County is the largest district (692 sixth graders) where 0% of students participate in outdoor school. With only 749 of 3,220 sixth graders attending outdoor school, Salem-Keizer School District in Marion County is the district with the largest number of students who do not participate.

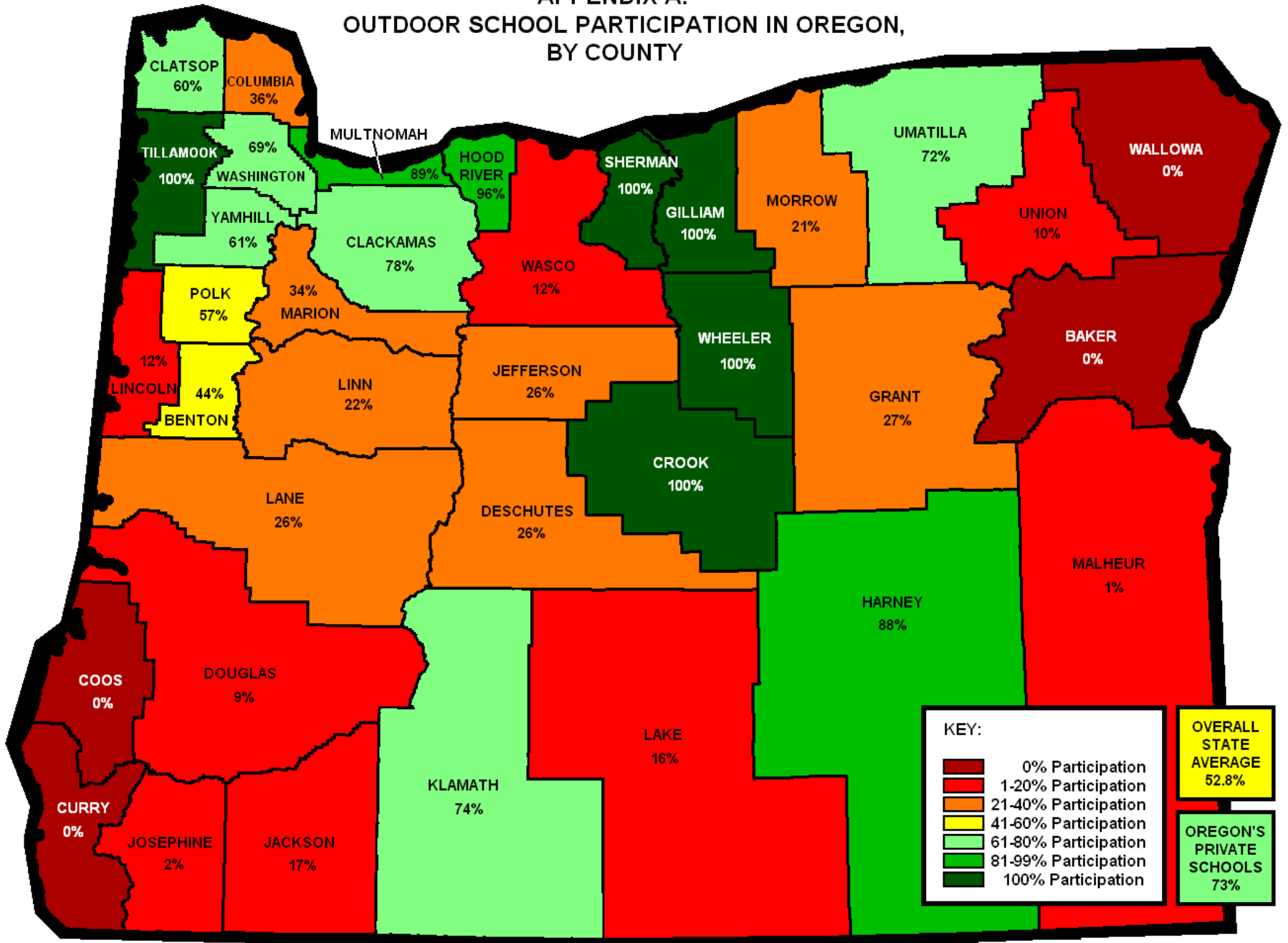
It is important to remember that the preceding discussion was regarding residential programs that are at least two nights in length. Appendix G provides the same adjusted analysis as Appendix E, but it includes outdoor school programs that are non-residential as well as residential programs of fewer than two nights as well as two or more nights. These parameters put outdoor school participation at 61% of students, though not all of them receive the social or learning benefits of the extended duration programs.

Finally, Appendix H provides details of schools and smaller districts that are putting on their own outdoor school programs for their students, as opposed to going through another provider such as OMSI or their larger local ESD. A key way to differentiate this group of schools is that in these cases, the classroom teachers are most likely the ones organizing the trips, arranging for everything from site usage to curriculum planning, and also teaching the science material itself. Further research into how these programs are organized and funded is recommended.

Conclusion:

The synthesis of the three studies from 2007 & 2008 gave an estimated outdoor school participation percentage of 41.6%. The 2011-2012 survey detailed in this report shows an individual-student participation rate of 52.8% for the current school year. It should be noted that this new survey has significant differences from the previous studies, including response rate, breadth & depth of survey contact, and additional details received. This was due in a large part to its comprehensive approach and standardized methodology. Also, the more recent survey was conducted over the course of eight weeks, which is likely much longer than any of the previous studies were able to spend on research time. If possible, future surveys should also be comprehensive and follow a standardized methodology, so results can be easily compared. Because of these considerations, the new survey results should not be strictly seen as an updating of the previous studies' information. Comparing the two sets of results and inferring an increase in outdoor school participation is not recommended. Instead, these results may be seen as an up-to-date snapshot of current outdoor school participation trends, and a baseline for future surveys.

APPENDIX A: OUTDOOR SCHOOL PARTICIPATION IN OREGON, BY COUNTY



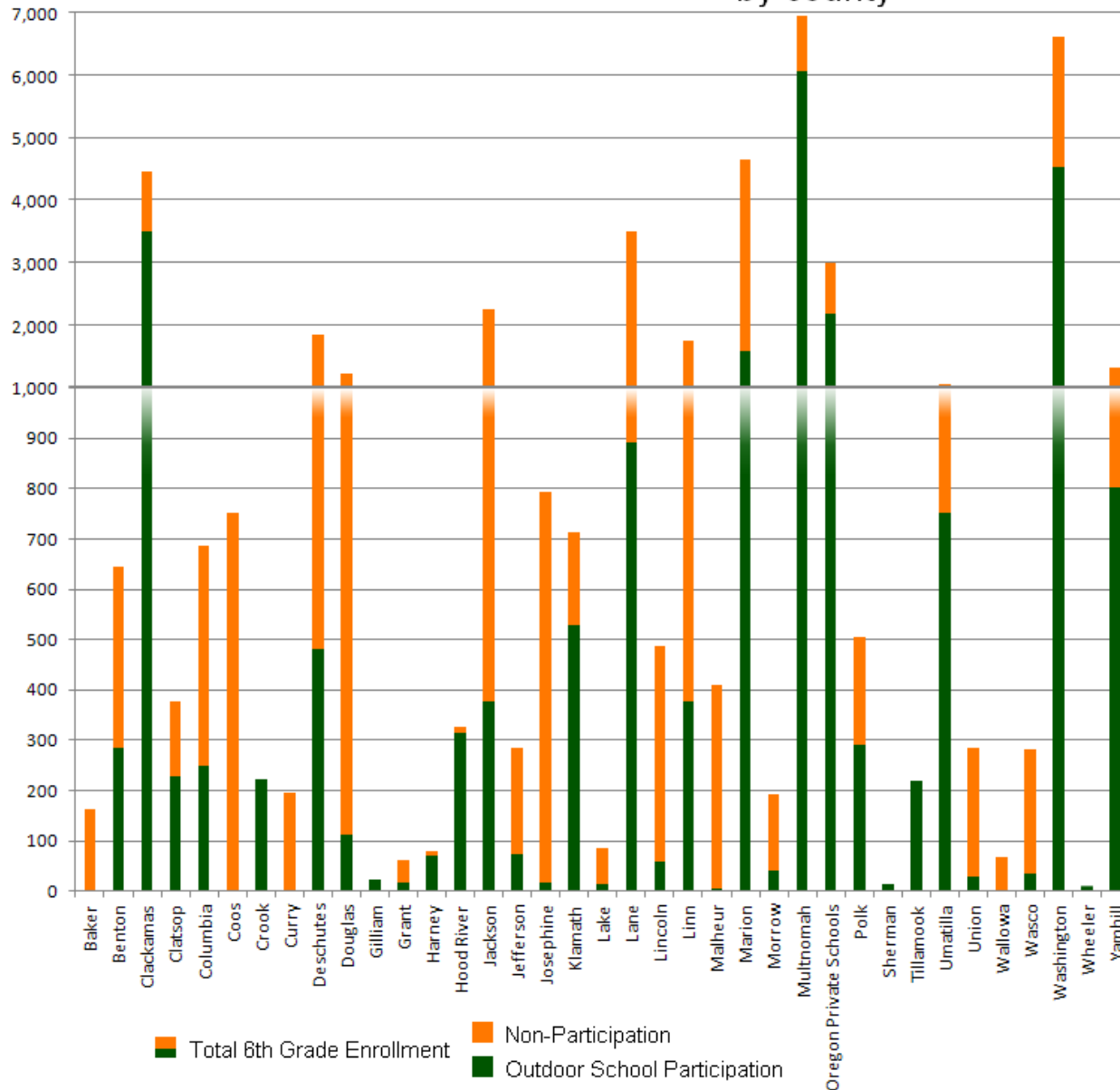
KEY:

- 0% Participation
- 1-20% Participation
- 21-40% Participation
- 41-60% Participation
- 61-80% Participation
- 81-99% Participation
- 100% Participation

OVERALL STATE AVERAGE
52.8%

OREGON'S PRIVATE SCHOOLS
73%

Appendix B: 6th Grade Enrollment and Adjusted Outdoor School Participation by county

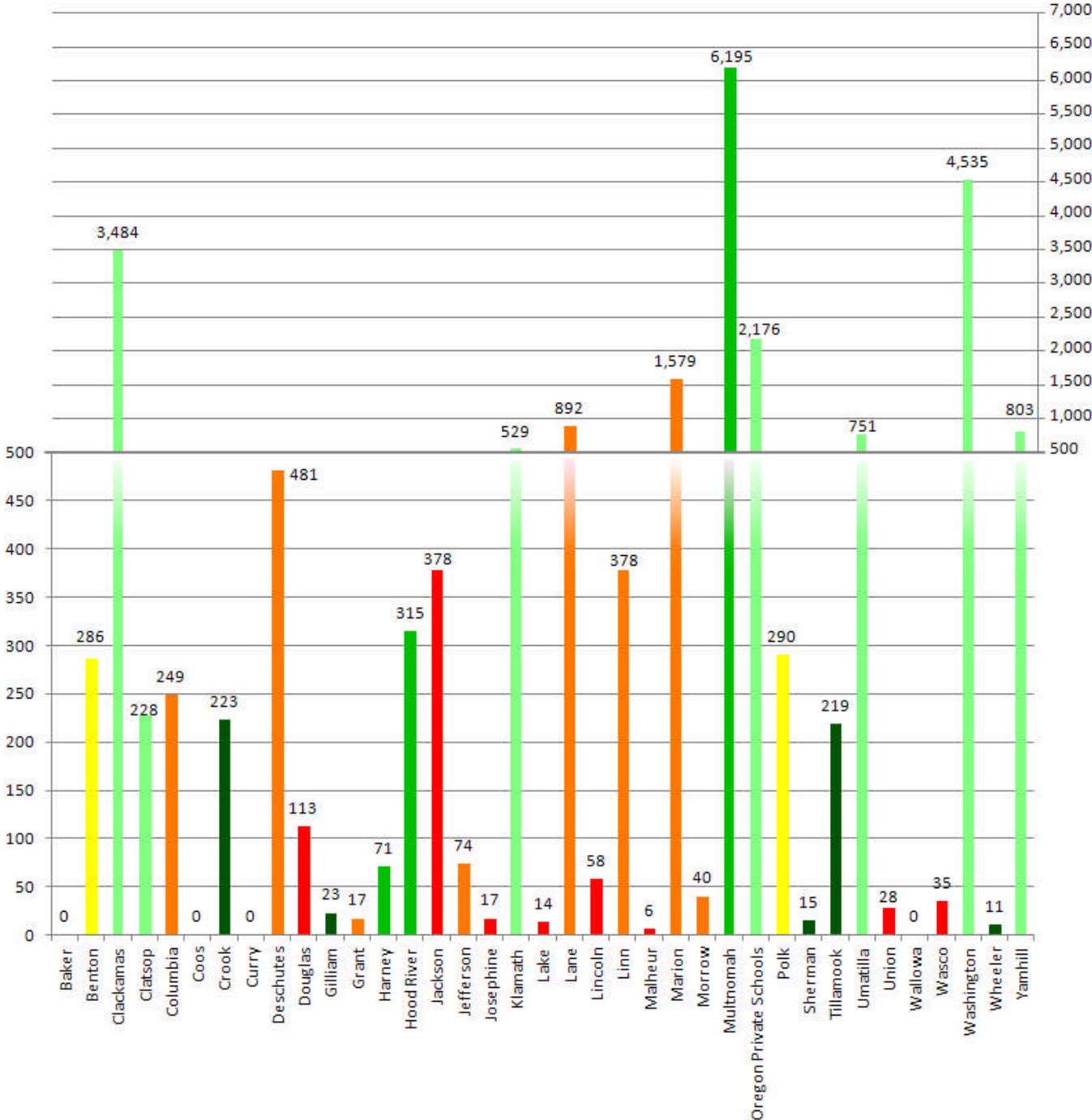


Data Table:

COUNTY	PARTICIPATION	ENROLLMENT
Baker	0	163
Benton	286	646
Clackamas	3,484	4,457
Clatsop	228	378
Columbia	249	686
Coos	0	753
Crook	223	223
Curry	0	196
Deschutes	481	1,840
Douglas	113	1,212
Gilliam	23	23
Grant	17	63
Harney	71	81
Hood River	315	327
Jackson	378	2,244
Jefferson	74	286
Josephine	17	792
Klamath	529	713
Lake	14	85
Lane	892	3,484
Lincoln	58	487
Linn	378	1,739
Malheur	6	411
Marion	1,579	4,643
Morrow	40	193
Multnomah	6,195	6,943
Oregon Private Schools	2,176	2,991
Polk	290	506
Sherman	15	15
Tillamook	219	219
Umatilla	751	1,049
Union	28	286
Wallowa	0	68
Wasco	35	283
Washington	4,535	6,601
Wheeler	11	11
Yamhill	803	1,323

Appendix C: Adjusted Outdoor School Participation, by County

color coded by percentage of county's students who participate



Appendix D
2011-2012 Outdoor School Program Participation:
Residential Programs, At Least Two Nights in Length

Public Schools								
County	District	School	5th Grade	6th Grade	Residential?	Provider	Other/Notes	Number of Schools
Benton	Alesea	Alesea Elementary		14	4 nights	CRNREO	Coast Range Natural Resource Education Organization	1
Benton	Corvallis	Jefferson Elem	57		3 nights	OMSI		1
Benton	Corvallis	Wilson Elem	56		4 nights	Self	Self (Wilson Elementary)	1
Benton	Monroe	Monroe Grade School		47	4 nights	CRNREO		1
Benton	Philomath	Kings Valley Charter		14	3 nights	Self	Self (Kings Valley Charter)	1
Benton	Philomath	Philomath Middle		100	4 nights	Self / OSU	Self (Philomath Middle) w/ support from OSU Education Dept	1
Clackamas	Canby	Carus School, Ninety-One School		110	4 nights	OMSI		2
Clackamas	Canby	Eccles Elem, Knight Elem, Lee Elem, Trost Elem		245	3 nights	NWRESO		4
Clackamas	Estacada	Clackamas River Elem		54	2 nights	NWRESO		1
Clackamas	Estacada	Eagle Creek Elem, River Mill Elem		100	3 nights	NWRESO		2
Clackamas	Gladstone	Walter L. Kraxberger Middle		162	4 nights	Self	Self (Kraxberger Middle School)	1
Clackamas	Lake Oswego	Hallinan Elem		30	4 nights	NWRESO		1
Clackamas	Lake Oswego	Lake Grove Elem	78	69	3 nights	OMSI		1
Clackamas	Lake Oswego	River Grove; Westridge Elem	105	115	3 nights	NWRESO		2
Clackamas	Lake Oswego	Uplands Elem	75	76	2 nights	MESD		1
Clackamas	Mollala River	Molalla River Academy		23	2 nights	Self	Self (Molalla River Academy)	1
Clackamas	Mollala River	Renaissance Public Academy		13	3 nights	NWRESO		1
Clackamas	North Clackamas	Alder Creek Middle, Rowe Middle		676	3 nights	MESD		2
Clackamas	North Clackamas	Cascade Heights Public Charter		25	4 nights	Olympic Park Inst.		1
Clackamas	North Clackamas	Happy Valley Middle		307	3 nights	NWRESO		1
Clackamas	North Clackamas	Rock Creek Middle		305	4 nights	NWRESO		1
Clackamas	Oregon City	Beavercreek Elem		75	3 nights	OMSI		1
Clackamas	Oregon City	Candy Lane Elem, John McLoughlin Elem, King Elem		202	3 nights	NWRESO		3
Clackamas	Oregon City	Holcomb Elem		65	4 nights	OMSI		1
Clackamas	Oregon City	Mt. Pleasant Elem	50		3 nights	NWRESO		1
Clackamas	Oregon City	Redland Elem		85	3 nights	MESD		1
Clackamas	Oregon City	Springwater Environmental Sciences		22	4 nights	Self	Self (Springwater Environmental Sciences)	1
Clackamas	West-Linn / Wilsonville	Athey Creek Middle		200	3 nights	Self	Self (Athey Creek Middle)	1
Clackamas	West-Linn / Wilsonville	Inza R Wood Middle		197	3 nights	Self	Self (Inza R Wood Middle)	1
Clackamas	West-Linn / Wilsonville	Rosemont Ridge Middle		250	3 nights	Twin Rocks Friends Camp		1
Clackamas	West-Linn / Wilsonville	Three Rivers Charter School		21	4 nights	Self	Self (Three Rivers Charter School)	1
Clatsop	Jewell	Jewell School		15	3 nights	NWRESO		1
Clatsop	Knappa	Hilda Lahti Elem		37	4 nights	NWRESO		1

Appendix D
2011-2012 Outdoor School Program Participation:
Residential Programs, At Least Two Nights in Length

Public Schools								
County	District	School	5th Grade	6th Grade	Residential?	Provider	Other/Notes	Number of Schools
Clatsop	Seaside	Cannon Beach Elem, Gearhart Elem, Seaside Heights Elem	118		2 nights	NWRES D		3
Clatsop	Warrenton-Hammond	Warrenton Grade		75	2 nights	NWRES D		1
Columbia	Clatskanie	Clatskanie Elem		66	2 nights	OMSI		1
Columbia	Rainier	Hudson Park Elem		86	4 nights	Cispus Environmental Learning Center		1
Columbia	Scappoose	Sauvie Island Academy		23	4 nights	MESD		1
Columbia	St. Helens	St. Helens Arthur Academy		28	4 nights	MESD		1
Columbia	Vernonia	Vernonia Middle		46	3 nights	Self	Self (Vernonia Middle)	1
Crook	Crook County	Crook County Middle, Paulina School, Powell Butte Community Charter		223	4 nights	Self	Self (Crook County School District)	3
Deschutes	Bend-La Pine	Amity Creek Elem, High Lakes Elem	125		2 nights	OMSI		2
Deschutes	Bend-La Pine	Ensworth Elem	37		2 nights	MESD		1
Deschutes	Bend-La Pine	REALMS (Rimrock Expeditionary Alternative Learning Middle School)		46	3 nights	Self	Self (REALMS)	1
Deschutes	Bend-La Pine	Westside Village Magnet At Kingston Elementary School	32	38	2 nights	Self	Self (Westside Village Magnet At Kingston Elementary School)	1
Deschutes	Redmond	John Tuck Elem, Tumalo Community School	135		2 nights	OMSI		2
Deschutes	Redmond	Tumalo Community School		32	2 nights	Self	Self (Tumalo Community School)	1
Deschutes	Sisters	Sisters Middle		93	2 nights	Self	Self (Sisters Middle)	1
Douglas	Douglas SD 15	Days Creek Charter School		11	3 nights	Self	Self (Days Creek Charter School)	1
Douglas	Douglas SD 4	Eastwood Elem		85	2 nights	NWRES D		1
Douglas	South Umpqua	Canyonville School	14		2 nights	Self	Self (Canyonville School)	1
Gilliam	Arlington	Arlington Community Charter		10	3 nights	Condon SD		1
Gilliam	Condon	Condon Elem		13	3 nights	Condon SD		1
Grant	Dayville	Dayville School	2	2	2 nights	OMSI		1
Grant	Monument	Monument School	4	2	2 nights	OMSI		1
Grant	Prairie City	Prairie City School	9		2 nights	OMSI		1
Harney	Harney County SD3	Hines Middle		69	3 nights	NWRES D		1
Harney	Suntex	Suntex Elem	1	2	2 nights	Self	Self (Suntex Elementary)	1
Hood River	Hood River County	Hood River Middle, WyEast Middle		315	2 nights	Self	Self (Hood River Middle & WyEast Middle)	2
Jackson	Central Point	Jewett Elem	95		2 nights	Self	Self (Jewett Elementary)	1
Jackson	Eagle Point	Eagle Rock Elem	50		2 nights	Self	Self (Eagle Rock Elementary)	1
Jackson	Medford	Wilson Elem		80	2 nights	Self	Self (Wilson Elementary)	1
Jackson	Phoenix-Talent	Orchard Hill Elem	60		2 nights	Self	Self (Orchard Hill Elementary)	1
Jackson	Phoenix-Talent	Phoenix Elem	72		2 nights	Self	Self (Phoenix Elementary)	1

Appendix D
2011-2012 Outdoor School Program Participation:
Residential Programs, At Least Two Nights in Length

Public Schools								
County	District	School	5th Grade	6th Grade	Residential?	Provider	Other/Notes	Number of Schools
Jackson	Pinehurst	Pinehurst Elem	2	6	4 nights	Self w/	Self (Pinehurst Elementary) w/ support from local retired science teachers	1
Jefferson	Black Butte	Black Butte Elem	3		2 nights	OMSI		1
Jefferson	Culver	Culver Middle		62	2 nights	OMSI		1
Jefferson	Jefferson County	Warm Spring Elem	10		2 nights	OSU Smile Program		1
Josephine	Three Rivers / Josephine County	Evergreen Elem	19		3 nights	OSU Smile Program		1
Klamath	Klamath County	Chiloquin Elem		35	2 nights	Klamath Outdoor Science School		1
Klamath	Klamath County	Henley Elem		73	3 nights	NWRES D		1
Klamath	Klamath County	Merrill Elem	8	15	2 nights	Klamath Outdoor Science School		1
Klamath	Klamath County	Peterson Elem		90	3 nights	NWRES D		1
Klamath	Klamath County	Sage Community School	9		2 nights	Klamath Outdoor Science School		1
Klamath	Klamath County	Sage Community School		9	2 nights	OMSI		
Klamath	Klamath County	Shasta Elem		51	4 nights	NWRES D		1
Klamath	Klamath Falls City	Fairview Elem		46	2 nights	Self	Self (Fairview Elementary)	1
Klamath	Klamath Falls City	Joseph Conger Elem, Mills Elem, Pelican Elem		157	3 nights	NWRES D		3
Klamath	Klamath Falls City	Roosevelt Elem		53	4 nights	NWRES D		1
Lake	Adel	Adel Elementary	2	2	4 nights	Self	Self (Adel Elementary)	1
Lake	North Lake	North Lake School	18		3 nights	Self	Self (North Lake School)	1
Lane	Eugene	Adams Elem	81		2 nights	NWRES D		1
Lane	Eugene	Cesar E Chavez Elem	67		2 nights	Self	Self (Cesar E Chavez Elem)	1
Lane	Eugene	Corridor Alternative	49		2 nights	Self	Self (Corridor Alternative)	1
Lane	Eugene	Edgewood Community Elem	93		3 nights	NWRES D		1
Lane	Eugene	Family School	31		2 nights	Self	Self (Family School)	1
Lane	Eugene	Twin Oaks Elem	39		2 nights	Self	Self (Twin Oaks Elem)	1
Lane	Fern Ridge	Elmira Elem, Veneta Elem	98		3 nights	Self	Self (Veneta Elem + Elmira Elem)	2
Lane	Lowell	Lundy Elem		25	2 nights	Local Forestry Service	Local Forestry Service (Willamette Fish & Wildlife)	1
Lane	Mapleton	Mapleton Elem	14	12	3 nights	Self	Self (Mapleton Elementary)	1
Lane	McKenzie	McKenzie Elem	16		2 nights	Camp White Branch		1
Lane	Oakridge	Oakridge Elem		38	2 nights	Self w/	Self (Oakridge Elementary) w/ support from local forest service / fish hatchery	1

Appendix D
2011-2012 Outdoor School Program Participation:
Residential Programs, At Least Two Nights in Length

Public Schools								
County	District	School	5th Grade	6th Grade	Residential?	Provider	Other/Notes	Number of Schools
Lane	South Lane	Dorena School, Latham Elem, London School	51		2 nights	Self	Self (Dorena School, Latham Elem, London School)	3
Lane	South Lane	Harrison Elem	63		3 nights	Self	Self (Harrison Elementary)	1
Lane	Springfield	Thurston Middle		187	2 nights	Self	Self (Thurston Middle)	1
Lincoln	Lincoln County	Taft Elem		58	3 nights	Mid-Coast Watershed Council		1
Linn	Central Linn	Central Linn Elementary		59	3 nights	Self	Self (Central Linn Elementary)	1
Linn	Lebanon Community	Hamilton Creek School		30	4 nights	Forest Service		1
Linn	Lebanon Community	Lacomb School		22	3 nights	CRNREO		1
Linn	Lebanon Community	Sand Ridge Charter School		40	2 nights	Self	Self (Sand Ridge Charter School)	1
Linn	Santiam Canyon	Mill City Middle		39	4 nights	TCODS		1
Linn	Scio	Lourdes School	1	9	2 nights	Self w/	Self (Lourdes School) w/ support from local forest service	1
Linn	Scio	Scio Middle		55	4 nights	CRNREO		1
Linn	Sweet Home	Foster Elem	44	36	3 nights	Self	Self (Foster Elementary)	1
Linn	Sweet Home	Holley Elem, Sweet Home Charter School	47	46	2 nights	Forest Service		2
Linn	Sweet Home	Oak Heights Elem	40		4 nights	Forest Service		1
Malheur	Harper	Harper Charter School	6	6	3 nights	Self	Self (Harper Charter School)	1
Marion	Cascade	Cascade Jr High		170	4 nights	Self	Self (Cascade Junior High)	1
Marion	Jefferson	Jefferson Middle		62	2 nights	Opal Creek Ancient Forest		1
Marion	No. Marion	North Marion Middle		141	2 nights	MESD		1
Marion	No. Santiam	Mari-Linn Elem		27	3 nights	OMSI		1
Marion	No. Santiam	Stayton Middle		120	4 nights	Self	Self (Stayton Middle)	1
Marion	No. Santiam	Sublimity Elem	48		2 nights	OMSI		1
Marion	Salem-Keizer	Brush College Elem	87		2 nights	Self	Self (Brush College Elementary)	1
Marion	Salem-Keizer	Clear Lake Elem	80		2 nights	Self	Self (Clear Lake Elementary)	1
Marion	Salem-Keizer	Cummings Elem	78		2 nights	Self	Self (Cummings Elementary)	1
Marion	Salem-Keizer	Gubser Elem	90		2 nights	Self	Self (Gubser Elementary)	1
Marion	Salem-Keizer	Harritt Elem	49		2 nights	Self	Self (Harritt Elementary)	1
Marion	Salem-Keizer	Hoover Elem	82		2 nights	Self w/	Self (Hoover Elementary) w/ Canyonview Silverton	1
Marion	Salem-Keizer	Miller Elem	80		2 nights	Self	Self (Miller Elementary)	1
Marion	Salem-Keizer	Swegle Elem	95		2 nights	Self	Self (Swegle Elementary)	1
Marion	Salem-Keizer	Yoshikai Elem	71		2 nights	Self	Self (Yoshikai Elementary)	1
Marion	Silver Falls	Bethany Charter School	16	13	2 nights	Self	Self (Bethany Charter School)	1
Marion	Silver Falls	Butte Creek Elem, Central Howell Elem, Scotts Mills Elem	20	75	3 nights	NWRESD		3
Marion	Silver Falls	Robert Frost Elem		140	2 nights	Self	Self (Robert Frost Elementary)	1

Appendix D
2011-2012 Outdoor School Program Participation:
Residential Programs, At Least Two Nights in Length

Public Schools								
County	District	School	5th Grade	6th Grade	Residential?	Provider	Other/Notes	Number of Schools
Marion	Silver Falls	Victor Point Elem	22	19	2 nights	Self	Self (Victor Point Elementary)	1
Marion	St. Paul	St. Paul Elem		15	3 nights	MESD		1
Morrow	Ione	Ione Community Charter School		12	4 nights	Self w/	Self (Ione Community Charter School) w/ support from local forest service	1
Morrow	Morrow	Heppner Elem		28	3 nights	Self w/	Self (Heppner Elementary) w/ support from local forest service	1
Multnomah	Corbett	Corbett Charter School		42	3 nights	MESD		1
Multnomah	Corbett	Corbett School		61	4 nights	MESD		1
Multnomah	David Douglas	Alice Ott Middle, Floyd Light Middle, Ron Russell Middle		805	2 nights	MESD		3
Multnomah	Gresham Barlow	Clear Creek Middle, Dexter McCarty Middle, West Orient Middle		556	2 nights	MESD		3
Multnomah	Gresham Barlow	Damascus Middle		70	4 nights	MESD		1
Multnomah	Gresham Barlow	Gordon Russell Middle		285	3 nights	MESD		1
Multnomah	Parkrose	Parkrose Middle		280	3 nights	MESD		1
Multnomah	Portland	Alameda Elem, Atkinson Elem, Llewellyn Elem	238		2 nights	OMSI		3
Multnomah	Portland	Gray Middle, Winterhaven Elem		209	4 nights	MESD		2
Multnomah	Portland	Hayhurst Elem		30	5 nights	Self	Self (Hayhurst Elementary)	1
Multnomah	Portland	Scott Elem	55		2 nights	Self	Self (Scott Elementary)	(already counted in 2 night MESD program)
Multnomah	Portland	SEI Academy		47	5 nights	MESD		1
Multnomah	Portland	Southwest Charter School, Lewis Elem	90	23	3 nights	OMSI		2
Multnomah	Portland	Trillium Charter School, Hosford Middle, Sellwood Middle, Bridger Elem, Creative Science School, Faubion Elem, Harrison Park Elem, Irvington Elem, Ockley Green School, Peninsula Elem, Rigler Elem, Roseway Heights School, Woodlawn Elem		855	3 nights	MESD		13

Appendix D
2011-2012 Outdoor School Program Participation:
Residential Programs, At Least Two Nights in Length

Public Schools								
County	District	School	5th Grade	6th Grade	Residential?	Provider	Other/Notes	Number of Schools
Multnomah	Portland	Young Womens Academy, Metropolitan Learning Center, Beaumont Middle, da Vinci Middle, George Middle, Jackson Middle, Lane Middle, Mt Tabor Middle, West Sylvan Middle, Arleta Middle, Astor Middle, Beach Elem, Cesar Chavez K-8 School, Creston Elem, Humboldt Elem, King Elem, Laurelhurst Elem, Lee Elem, Lent Elem, Marysville Elem, Sabin Elem, Scott Elem, Skyline Elem, Vernon School, Vestal Elem, Access Academy		1990	2 nights	MESD		26
Multnomah	Reynolds	Hauton B Lee Middle, Reynolds Middle, Walt Morley Middle		826	2 nights	MESD		3
Multnomah	Reynolds	KNOVA Reynolds Public Charter School		30	3 nights	MESD		1
Multnomah	Reynolds	Multisensory Learning Academy		25	5 nights	MESD		1
Multnomah	Reynolds	Reynolds Arthur Academy		26	2 nights	OMSI		1
Multnomah	Riverdale	Riverdale Grade		35	5 nights	MESD		1
Polk	Central	Talmadge Middle		228	2 nights	Polk County SWCD	Polk County Soil & Water Conservation District	1
Polk	Dallas	Luckiamute Valley Charter School		26	2 nights	Polk County SWCD		1
Polk	Falls City	Falls City Elem		8	2 nights	Polk County SWCD		1
Polk	Perrydale	Perrydale School		28	2 nights	Polk County SWCD		1
Sherman	Sherman	Sherman Elem		15	3 nights	Self	Self (Sherman Elementary)	1
Tillamook	Neah-Kah-Nie	Neah-Kah-Nie Middle		57	4 nights	TCODS	Tillamook County Outdoor School	1
Tillamook	Nestucca Valley	Nestucca Valley Middle		30	4 nights	TCODS		1
Tillamook	Tillamook	East Elem		132	4 nights	TCODS		1
Umatilla	Echo	Echo School		24	4 nights	Condon SD		1
Umatilla	Helix	Helix School		19	3 nights	Self	Self (Helix School & Pilot Rock Elementary)	1
Umatilla	Hermiston	Desert View Elem, Highland Hills Elem, Rocky Heights Elem, Sunset Elem, West Park Elem	415		2 nights	Hermiston School District		5
Umatilla	Pendleton	Sunridge Middle		250	3 nights	Self	Self (Sunridge Middle School)	1
Umatilla	Pilot Rock	Pilot Rock Elementary	24	22	2 nights	Self	Self (Pilot Rock Elementary)	1
Umatilla	Pilot Rock	Pilot Rock Elementary		(same 22 sixth graders as listed above)	3 nights	Self	Self (Helix School & Pilot Rock Elementary)	(both schools already counted)
Umatilla	Stanfield	Stanfield Elem	32		2 nights	Self	Self (Stanfield Elementary)	1
Union	Elgin	Stella Mayfield Elem		28	2 nights	Self	Self (Stella Mayfield Elementary)	1

Appendix D
2011-2012 Outdoor School Program Participation:
Residential Programs, At Least Two Nights in Length

Public Schools								
County	District	School	5th Grade	6th Grade	Residential?	Provider	Other/Notes	Number of Schools
Wasco	North Wasco Co.	Mosier Community School	25	22	2 nights	Self w/	Self (Mosier Community School) w/ support from Cascadia	1
Wasco	South Wasco Co.	Maupin Elem		13	4 nights	OMSI		1
Washington	Banks	Banks Elem		90	3 nights	NWRES D		1
Washington	Beaverton	Bonny Slope Elem, Findley Elem, Jacob Wismer Elem, Springville K-8 School, West Tualatin View Elem	522		2 nights	NWRES D		5
Washington	Beaverton	Health & Science School, Cedar Park Middle, Meadow Park Middle, Aloha-Huber Park School		784	2 nights	NWRES D		4
Washington	Beaverton	Rock Creek Elem	85		2 nights	OMSI		1
Washington	Beaverton	Vose Elem	105		2 nights	Self		1
Washington	Beaverton	Whitford Middle, Raleigh Hills Elem		304	2 nights	OMSI		2
Washington	Forest Grove	Forest Grove Community School	24	30	4 nights	NWRES D		1
Washington	Gaston	Gaston Elem	23	31	2 nights	NWRES D		1
Washington	Hillsboro	Brookwood Elem, Butternut Creek Elem, Eastwood Elem, Farmington View Elem, Free Orchards Elem, Imlay Elem, Jackson Elem, Ladd Acres Elem, Lenox Elem, Minter Bridge Elem, Mooberry Elem, North Plains Elem, Orenco Elem, Paul L. Patterson Elem, Quatama Elem, Reedville Elem, Tobias Elem, W.L. Henry Elem, W. Verne McKinney Elem, Witch Hazel Elem, Lincoln Street Elem, Rosedale Elem		1342	2 nights	NWRES D		22
Washington	Hillsboro	City View Charter School	24	21	4 nights	NWRES D		1
Washington	Hillsboro	Groner Elem, Indian Hills Elem		80	3 nights	NWRES D		2
Washington	Hillsboro	West Union Elem		48	2 nights	OMSI		1
Washington	Sherwood	Laurel Ridge Middle		170	3 nights	NWRES D		1
Washington	Sherwood	Sherwood Charter School		27	2 nights	NWRES D		1
Washington	Sherwood	Sherwood Middle		250	4 nights	NWRES D		1
Washington	Tigard-Tualatin	Hazelbrook Middle, Thomas R Fowler Middle, Twality Middle, MITCH Charter School		1005	2 nights	NWRES D		4
Wheeler	Fossil	Fossil Charter School	3	7	2 nights	OMSI		1
Wheeler	Mitchell	Mitchell School	3	3	3 nights	OMSI		1
Wheeler	Spray	Spray School	2	1	2 nights	Self	Self (Spray School)	1
Yamhill	Amity	Amity Elem	60		3 nights	Self	Self (Amity Elementary)	1
Yamhill	Dayton	Dayton Jr High		87	3 nights	NWRES D		1

Appendix D
2011-2012 Outdoor School Program Participation:
Residential Programs, At Least Two Nights in Length

Public Schools								
County	District	School	5th Grade	6th Grade	Residential?	Provider	Other/Notes	Number of Schools
Yamhill	McMinnville	Columbus Elem	100		2 nights	Self	Self (Columbus Elementary)	1
Yamhill	Newberg	Antonia Crater Elem	78		2 nights	Self w/	Self (Antonia Crater Elem) w/ support from Twin Rocks Camp	1
Yamhill	Newberg	Dundee Elem, Edwards Elem	131		2 nights	OMSI		2
Yamhill	Newberg	Joan Austin Elem	60		2 nights	Self	Self (Joan Austin Elem)	1
Yamhill	Newberg	Mabel Rush Elem	110		2 nights	Self	Self (Mabel Rush Elem)	1
Yamhill	Sheridan	Faulconer-Chapman School		73	2 nights	MESD		1
Yamhill	Sheridan	Sheridan Japanese School		12	4 nights	MESD		1
Yamhill	Yamhill-Carlton	Yamhill-Carlton Intermediate		100	3 nights	NWRESD		1
Public School Total			5013	18644				302
Private Schools / Other								
County	City	School	5th Grade	6th Grade	Residential?	Provider	Other/Notes	Number of Schools
Baker	Baker	Baker Valley SDA School	2	1	2 nights	Self	Self (Baker Valley SDA School)	1
Benton	Corvallis	Ashbrook Independent School		19	4 nights	OMSI		1
Benton	Corvallis	Corvallis Montessori School	20	0	2 nights	OMSI		1
Benton	Corvallis	Corvallis Waldorf School	13	19	2 nights	Self	Self (Corvallis Waldorf School)	1
Benton	Corvallis	Good Shepherd School	0	25	3 nights	Camp Yamhill Christian Outdoor School		1
Benton	Corvallis	Santiam Christian School	0	42	3 nights	Self	Self (Santiam Christian School)	1
Benton	Corvallis	Zion Lutheran School	0	14	4 nights	Forest Camp		1
Clackamas	Boring	Hood View Jr. Academy	0	7	5 nights	Self w/	Self (Hood View Jr. Academy) w/ support from Rosario Beach	1
Clackamas	Gladstone	Rivergate Adventist Elementary School	0	10	2 nights	Self	Self (Rivergate Adventist Elementary School / Western Oregon Conference of Seventh Day Adventists)	1
Clackamas	Lake Oswego	Our Lady Of The Lake School	0	24	3 nights	NWRESD		1
Clackamas	Lake Oswego	Touchstone School	22	6	4 nights	OMSI		1
Clackamas	Milwaukie	Christ The King Catholic School	0	28	3 nights	NWRESD		1
Clackamas	Milwaukie	Portland Waldorf School	0	23	4 nights	MESD		1
Clackamas	Milwaukie	St. John The Baptist Catholic School	0	21	2 nights	OMSI		1
Clackamas	Oregon City	North Clackamas Christian School	0	13	3 nights	Twin Rocks Camp		1
Clackamas	Oregon City	St. John The Apostle School	0	33	3 nights	NWRESD		1
Clackamas	Tualatin	Arbor School Of Arts & Science		18	2 nights	Self	Self (Arbor School Of Arts & Science)	1
Columbia	Scappoose	Scappoose Adventist School	0	5	3 nights	NWRESD		1
Coos	Bandon	Bandon Pacific Christian School	0	3	2 nights	Self	Self (Bandon Pacific Christian School)	1

Appendix D
2011-2012 Outdoor School Program Participation:
Residential Programs, At Least Two Nights in Length

Private Schools / Other								
County	City	School	5th Grade	6th Grade	Residential?	Provider	Other/Notes	Number of Schools
Coos	Coquille	United Valley Christian Academy				Information Unavailable	Information Unavailable	
Coos	North Bend	Gold Coast Christian School	0	2	3 nights	Oregon Conference of Seventh Day Adventists		1
Crook	Prineville	Crook County Christian School	0	4	3 nights	Camp Yamhill Christian Outdoor School		1
Curry	Brookings	Brookings Harbor Christian School	4	7	2 nights	Wolf Creek		1
Deschutes	Bend	Cascades Academy of Central Oregon	15		2 nights	Opal Creek Ancient Forest		1
Deschutes	Bend	Cascades Academy of Central Oregon		20	4 nights	Self	Self (Cascades Academy of Central Oregon)	
Deschutes	Bend	Morning Star Christian School				Information Unavailable	Information Unavailable	
Deschutes	Bend	Seven Peaks School				Information Unavailable	Information Unavailable	
Deschutes	Bend	St. Francis Of Assisi School	0	20	2 nights	OMSI		1
Deschutes	Bend	Three Sisters SDA School	0	3	4 nights	Western Oregon Conference of Seventh Day Adventists		1
Deschutes	Redmond	Central Christian School	22	23	3 nights	Self	Self (Central Christian School)	1
Douglas	Days Creek	Milo SDA Elementary School	1	1	3 nights	Oregon Conference of Seventh Day Adventists		1
Douglas	Roseburg	Cobb School	2		4 nights	OMSI		1
Douglas	Roseburg	Cobb School		4	5 nights	Canoe Islands		
Douglas	Roseburg	Roseburg Junior Academy	0	4	4 nights	NWRESA		1
Douglas	Sutherlin	Sutherlin Seventh-Day Adventist School	0	1	3 nights	Oregon Conference of Seventh Day Adventists		1
Harney	Burns	Bible Baptist Christian Academy				Information Unavailable	Information Unavailable	
Hood River	Hood River	Horizon Christian School	0	14	3 nights	Camp Yamhill Christian Outdoor School		1
Hood River	Hood River	Mid-Columbia Adventist School	0	4	2 nights	Oregon Conference of Seventh Day Adventists		1
Jackson	Medford	Sacred Heart Catholic School	0	20	2 nights	Self	Self (Sacred Heart Catholic School)	1
Josephine	Cave Junction	Community Christian Academy				Information Unavailable	Information Unavailable	
Klamath	Klamath Falls	Hosanna Christian School	0	19	4 nights	Self	Self (Hosanna Christian School)	1
Klamath	Klamath Falls	Klamath Falls Adventist Christian School	0	2	3 nights	Oregon Conference of Seventh Day Adventists		1
Klamath	Klamath Falls	The Triad School	7	0	4 nights	Self	Self (The Triad School)	1
Lane	Eugene	Eugene Christian School	0	13	3 nights	Camp Yamhill Christian Outdoor School		1
Lane	Eugene	Lifegate Christian School	0	2	2 nights	Self	Self (Lifegate Christian School)	1
Lane	Eugene	Looking Glass Center Point School				Information Unavailable	Information Unavailable	
Lane	Eugene	O Hara Catholic School	0	50	2 nights	OMSI		1
Lane	Eugene	St. Paul Parish School	0	30	4 nights	Self	Self (St. Paul Parish School)	1

Appendix D
2011-2012 Outdoor School Program Participation:
Residential Programs, At Least Two Nights in Length

Private Schools / Other								
County	City	School	5th Grade	6th Grade	Residential?	Provider	Other/Notes	Number of Schools
Lane	Eugene	Willamette Christian School (Lane County)	25	24	3 nights	Self	Self (Willamette Christian School)	1
Lane	Pleasant Hill	Emerald Christian Academy	0	10	2 nights	Oregon Conference of Seventh Day Adventists		1
Lane	Springfield	McKenzie River Christian School	3	0	2 nights	Self	Self (McKenzie River Christian School)	1
Lincoln	Lincoln City	Lincoln City Seventh-Day Adventist School	0	23	3 nights	Oregon Conference of Seventh Day Adventists		1
Lincoln	Logsden	Logsden Christian School				Information Unavailable	Information Unavailable	
Linn	Albany	St. Mary Elementary School	0	9	2 nights	NWRES D		1
Linn	Lebanon	East Linn Christian Academy	0	16	2 nights	Self	Self (East Linn Christian Academy)	1
Linn	Lebanon	Sandridge Academy	0	40	2 nights	Self	Self (Sandridge Academy)	1
Linn	Tangent	Central Valley Christian School	0	9	2 nights	Self	Self (Central Valley Christian School)	1
Marion	Gervais	Sacred Heart Elementary School	0	7	3 nights	NWRES D		1
Marion	Saint Paul	St. Paul Parochial School	9	4	4 nights	OMSI		1
Marion	Salem	Blanchet Catholic School	0	19	2 nights	NWRES D		1
Marion	Salem	Livingstone Adventist Academy	0	22	2 nights	Western Oregon Conference of Seventh Day Adventists		1
Marion	Salem	Queen Of Peace School	18	11	2 nights	OMSI		1
Marion	Salem	St. Joseph School	0	16	3 nights	NWRES D		1
Marion	Salem	St. Vincent De Paul School	3	5	3 nights	NWRES D		1
Marion	Salem	The Heritage School				Information Unavailable	Information Unavailable	
Marion	Salem	Willamette Valley Christian School	0	12	4 nights	Camp Yamhill Christian Outdoor School		1
Marion	Silverton	Silverton Christian School	0	6	2 nights	NWRES D		1
Marion	Woodburn	St. Luke School		17	3 nights	OMSI		1
Multnomah	Gresham	Eastside Christian School				Information Unavailable	Information Unavailable	
Multnomah	Gresham	Portland Adventist Elementary School	0	25	2 nights	Oregon Conference of Seventh Day Adventists		1
Multnomah	Portland	All Saints School	0	50	4 nights	MES D		1
Multnomah	Portland	Archbishop Howard School	0	26	4 nights	MES D		1
Multnomah	Portland	Cathedral School	0	22	3 nights	MES D		1
Multnomah	Portland	Cedarwood School	0	24	4 nights	MES D		1
Multnomah	Portland	Childpeace Montessori School	20	18	3 nights	OMSI		1
Multnomah	Portland	City Christian School	0	19	2 nights	Self	Self (City Christian School)	1
Multnomah	Portland	CLASS Academy	0	8	2 nights	Trackers PDX		1
Multnomah	Portland	Columbia Christian School	0	16	4 nights	Camp Yamhill Christian Outdoor School		1
Multnomah	Portland	Crossroads Christian School	11	7	3 nights	Camp Yamhill Christian Outdoor School		1

Appendix D
 2011-2012 Outdoor School Program Participation:
 Residential Programs, At Least Two Nights in Length

Private Schools / Other								
County	City	School	5th Grade	6th Grade	Residential?	Provider	Other/Notes	Number of Schools
Multnomah	Portland	Faithful Savior Community School	7	6	3 nights	Camp Yamhill Christian Outdoor School		1
Multnomah	Portland	Franciscan Montessori Earth School	30	30	2 nights	Self	Self (Franciscan Montessori Earth School)	1
Multnomah	Portland	French American International School	0	67	3 nights	OMSI		1
Multnomah	Portland	Gately Academy	0	7	2 nights	OMSI		1
Multnomah	Portland	Holy Cross School	0	25	5 nights	MESD		1
Multnomah	Portland	Holy Family School	0	23	4 nights	MESD		1
Multnomah	Portland	Holy Redeemer Catholic School	0	27	4 nights	MESD		1
Multnomah	Portland	Portland Christian Elementary School / Portland Christian School	0	35	3 nights	Genesis Account		1
Multnomah	Portland	Portland Jewish Academy	21		3 nights	A School In The Woods, Islandwood, WA		1
Multnomah	Portland	Portland Jewish Academy		16	4 nights	Self	Self (Portland Jewish Academy)	
Multnomah	Portland	Portland Lutheran School	8	13	5 nights	MESD		1
Multnomah	Portland	St. Agatha Catholic School	0	14	5 nights	MESD		1
Multnomah	Portland	St. Clare School	0	24	5 nights	MESD		1
Multnomah	Portland	St. Ignatius School	0	21	5 nights	MESD		1
Multnomah	Portland	St. John Fisher School	0	30	2 nights	MESD		1
Multnomah	Portland	St. Therese School	0	29	5 nights	MESD		1
Multnomah	Portland	St. Thomas More School	0	25	5 nights	MESD		1
Multnomah	Portland	Sunstone Montessori School	11	14	3 nights	OMSI		1
Multnomah	Portland	The Madeleine Elementary School	0	30	5 nights	MESD		1
Multnomah	Portland	Trinity Lutheran School	0	5	3 nights	MESD		1
Multnomah	Portland	West Hills Christian School	0	55	3 nights	Genesis Account		1
Polk	Dallas	Faith Christian School	5	8	3 nights	Camp Yamhill Christian Outdoor School		1
Polk	Salem	Salem Academy	37	0	3 nights	Canyon View Camp		1
Tillamook	Neskowin	Neskowin Valley School	0	2	4 nights	Self	Self (Neskowin Valley School)	1
Tillamook	Tillamook	Pacific Christian School				Information Unavailable	Information Unavailable	
Tillamook	Tillamook	Tillamook Adventist School	0	5	2 nights	Oregon Conference of Seventh Day Adventists		1
Umatilla	Hermiston	Hermiston Christian School				Information Unavailable	Information Unavailable	
Umatilla	Hermiston	Hermiston Junior Academy	5	6	4 nights	Upper Columbia Conference of Seventh Day Adventists		1
Umatilla	Milton Freewater	Milton-Stateline Adventist School	12	18	4 nights	Upper Columbia Conference of Seventh Day Adventists		1

Appendix D
2011-2012 Outdoor School Program Participation:
Residential Programs, At Least Two Nights in Length

Private Schools / Other								
County	City	School	5th Grade	6th Grade	Residential?	Provider	Other/Notes	Number of Schools
Umatilla	Pendleton	Harris Junior Academy	4	6	4 nights	Upper Columbia Conference of Seventh Day Adventists		1
Union	La Grande	La Grande SDA School	2	0	2 nights	Idaho Conference of Seventh Day Adventists		1
Wallowa	Enterprise	Enterprise SDA School		1	4 nights	Idaho Conference of Seventh Day Adventists		1
Wasco	The Dalles	Covenant Christian Academy				Information Unavailable	Information Unavailable	
Wasco	The Dalles	St. Marys Academy	0	18	2 nights	OMSI		1
Washington	Aloha	Faith Bible Christian School	0	14	3 nights	Camp Yamhill Christian Outdoor School		1
Washington	Aloha	Life Christian School	0	22	2 nights	Self	Self (Life Christian School)	1
Washington	Banks	St. Francis Of Assisi School	11	8	3 nights	NWRES D		1
Washington	Beaverton	Holy Trinity Parish School	0	24	3 nights	NWRES D		1
Washington	Beaverton	Living Wisdom School	3	1	2 nights	Self	Self (Living Wisdom School)	1
Washington	Beaverton	Pilgrim Lutheran School	0	15	3 nights	NWRES D		1
Washington	Beaverton	St. Cecilia Elementary School	0	25	4 nights	OMSI		1
Washington	Beaverton	Valley Catholic School	0	60	2 nights	MES D		1
Washington	Cornelius	Emmaus Christian School	0	20	4 nights	Camp Yamhill Christian Outdoor School		1
Washington	Cornelius	Forest Hills Lutheran School	0	14	3 nights	NWRES D		1
Washington	Forest Grove	Visitation Catholic School	15	15	4 nights	Self	Self (Archdiocese of Portland)	1
Washington	Hillsboro	St. Matthew School	0	28	4 nights	NWRES D		1
Washington	Hillsboro	Tualatin Valley Academy	0	14	3 nights	Oregon Conference of Seventh Day Adventists		1
Washington	Portland	Catlin Gabel School	0	60	4 nights	Self	Self (Catlin Gabel School)	1
Washington	Portland	Montessori School of Beaverton	10	5	3 nights	OMSI		1
Washington	Portland	Oregon Episcopal School		66	2 nights	MES D		1
Washington	Portland	Oregon Episcopal School	54		4 nights	OMSI		
Washington	Portland	St. Pius X School	0	30		Information Unavailable	Information Unavailable	
Washington	Sherwood	St. Francis Parish School	0	23	4 nights	OMSI		1
Washington	Tigard	St. Anthony School	0	40	3 nights	Archdiocese of Seattle		1
Washington	Tualatin	Horizon Christian Elementary & Middle School	0	44	3 nights	Self w/	Self (Horizon Christian Elementary & Middle School) w/ support from Twin Rocks Camp	1
Yamhill	McMinnville	McMinnville Adventist Christian School	0	5	2 nights	Oregon Conference of Seventh Day Adventists		1
Yamhill	McMinnville	St. James Catholic Schools	10	0	3 nights	Camp Yamhill Christian Outdoor School		1
Yamhill	Newberg	C.S. Lewis Academy		9	4 nights	Self	Self (C.S. Lewis Academy)	1
		Private School Total	442	2121				120
		State Total	5455	20765				422

Appendix E

5th & 6th Grade Enrollment and Outdoor School Participation Numbers: Residential Outdoor School Programs, At Least Two Nights in Length									Fifth OR Sixth Grade Participation, Shown as "Adjusted" 6th Grade Participation (Adjusted values in red)	
County	District	Total Enrollment	5th Grade Enrollment	5th Grade Participation	5th Grade Participation %	6th Grade Enrollment	6th Grade Participation	6th Grade Participation %	Adjusted 6th Grade Participation	Adjusted 6th Grade Participation %
Baker County	Baker SD 5J	297	152	0	0%	145	0	0%	0	0%
	Burnt River SD 30J	3	2	0	0%	1	0	0%	0	0%
	Huntington SD 16J	11	7	0	0%	4	0	0%	0	0%
	Pine Eagle SD 61	22	9	0	0%	13	0	0%	0	0%
	Baker County Total	333	170	0	0%	163	0	0%	0	0%
Benton County	Alea SD 7J	23	9	0	0%	14	14	100%	14	100%
	Corvallis SD 509J	949	478	113	24%	471	0	0%	111	24%
	Monroe SD 1J	87	40	0	0%	47	47	100%	47	100%
	Philomath SD 17J	243	129	0	0%	114	114	100%	114	100%
	Benton County Total	1302	656	113	17%	646	175	27%	286	44%
Clackamas County	Canby SD 86	706	351	0	0%	355	355	100%	355	100%
	Colton SD 53	89	39	0	0%	50	0	0%	0	0%
	Estacada SD 108	316	147	0	0%	169	154	91%	154	91%
	Gladstone SD 115	312	150	0	0%	162	162	100%	162	100%
	Lake Oswego SD 7J	1023	510	258	51%	513	290	57%	290	57%
	Mollala River SD 35	445	229	0	0%	216	36	17%	36	17%
	North Clackamas SD 12	2643	1310	0	0%	1333	1313	98%	1313	98%
	Oregon City SD 62	1223	588	50	9%	635	449	71%	506	80%
	Oregon Trail SD 46	738	382	0	0%	356	0	0%	0	0%
	West-Linn/Wilsonville SD 3J	1369	701	0	0%	668	668	100%	668	100%
Clackamas County Total	8864	4407	308	7%	4457	3427	77%	3484	78%	
Clatsop County	Astoria SD 1	280	130	0	0%	150	0	0%	0	0%
	Jewell SD 8	26	11	0	0%	15	15	100%	15	100%
	Knappa SD 4	72	35	0	0%	37	37	100%	37	100%
	Seaside SD 10	219	118	118	100%	101	0	0%	101	100%
	Warrenton-Hammond SD 30	150	75	0	0%	75	75	100%	75	100%
	Clatsop County Total	747	369	118	32%	378	127	34%	228	60%
Columbia County	Clatskanie 6J	118	52	0	0%	66	66	100%	66	100%
	Rainier SD 13	177	91	0	0%	86	86	100%	86	100%
	Scappoose SD 1J	416	206	0	0%	210	23	11%	23	11%
	St. Helens SD 502	548	270	0	0%	278	28	10%	28	10%
	Vernonia SD 47J	85	39	0	0%	46	46	100%	46	100%
	Columbia County Total	1344	658	0	0%	686	249	36%	249	36%
Coos County	Bandon SD 54	113	64	0	0%	49	0	0%	0	0%
	Coos Bay SD 9	482	249	0	0%	233	0	0%	0	0%
	Coquille SD 8	135	57	0	0%	78	0	0%	0	0%
	Myrtle Point SD 41	107	51	0	0%	56	0	0%	0	0%
	North Bend SD 13	654	334	0	0%	320	0	0%	0	0%
	Powers SD 31	25	8	0	0%	17	0	0%	0	0%
	Coos County Total	1516	763	0	0%	753	0	0%	0	0%
Crook County	Crook County SD	454	231	0	0%	223	223	100%	223	100%
	Crook County Total	454	231	0	0%	223	223	100%	223	100%

Appendix E

5th & 6th Grade Enrollment and Outdoor School Participation Numbers: Residential Outdoor School Programs, At Least Two Nights in Length									Fifth OR Sixth Grade Participation, Shown as "Adjusted" 6th Grade Participation (Adjusted values in red)	
County	District	Total Enrollment	5th Grade Enrollment	5th Grade Participation	5th Grade Participation %	6th Grade Enrollment	6th Grade Participation	6th Grade Participation %	Adjusted 6th Grade Participation	Adjusted 6th Grade Participation %
Curry County	Brookings-Harbor SD 17C	267	133	0	0%	134	0	0%	0	0%
	Central Curry SD 1	82	38	0	0%	44	0	0%	0	0%
	Port Orford-Langlois SD 2CJ	39	21	0	0%	18	0	0%	0	0%
	Curry County Total	388	192	0	0%	196	0	0%	0	0%
Deschutes County	Bend-La Pine Admin SD 1	2437	1207	194	16%	1230	84	7%	244	20%
	Redmond SD 2J	1001	484	135	28%	517	32	6%	144	28%
	Sisters SD 6	187	94	0	0%	93	93	100%	93	100%
	Deschutes County Total	3625	1785	329	18%	1840	209	11%	481	26%
Douglas County	Camas Valley SD 21J	32	19	0	0%	13	0	0%	0	0%
	Douglas County SD 15	23	8	0	0%	15	11	73%	11	73%
	Douglas County SD 4	1032	460	0	0%	572	85	15%	85	15%
	Elkton SD 34	43	24	0	0%	19	0	0%	0	0%
	Glendale SD 77	52	29	0	0%	23	0	0%	0	0%
	Glide SD 12	87	46	0	0%	41	0	0%	0	0%
	North Douglas SD 22	60	30	0	0%	30	0	0%	0	0%
	Oakland SD 1	91	41	0	0%	50	0	0%	0	0%
	Reedsport SD 105	93	46	0	0%	47	0	0%	0	0%
	Riddle SD 70	58	35	0	0%	23	0	0%	0	0%
	South Umpqua SD 19	242	119	14	12%	123	0	0%	17	14%
	Sutherlin SD 130	204	87	0	0%	117	0	0%	0	0%
	Winston-Dillard SD 116	222	110	0	0%	112	0	0%	0	0%
Yoncalla SD 32	46	19	0	0%	27	0	0%	0	0%	
Douglas County Total	2285	1073	14	1%	1212	96	8%	113	9%	
Gilliam County	Arlington SD 3	19	9	0	0%	10	10	100%	10	100%
	Condon SD 25J	22	9	0	0%	13	13	100%	13	100%
	Gilliam County Total	41	18	0	0%	23	23	100%	23	100%
Grant County	Dayville SD 16J	4	2	2	100%	2	2	100%	2	100%
	John Day SD 3	86	41	0	0%	45	0	0%	0	0%
	Long Creek SD 17	2	1	0	0%	1	0	0%	0	0%
	Monument SD 8	6	4	4	100%	2	2	100%	2	100%
	Prairie City SD 4	22	9	9	100%	13	0	0%	13	100%
Grant County Total	120	57	15	26%	63	4	6%	17	27%	
Harney County	Diamond SD 7	6	4	0	0%	2	0	0%	0	0%
	Double O SD 28	1	1	0	0%	0	0	0%	0	0%
	Drewsey SD 13	0	0	0	0%	0	0	0%	0	0%
	Frenchglen SD 16	3	2	0	0%	1	0	0%	0	0%
	Harney County SD 3	137	66	0	0%	71	69	97%	69	97%
	Harney County SD 4	11	7	0	0%	4	0	0%	0	0%
	Harney County Union High SD 1J	0	0	0	0%	0	0	0%	0	0%
	Pine Creek SD 5	0	0	0	0%	0	0	0%	0	0%
	South Harney SD 33	2	1	0	0%	1	0	0%	0	0%
	Suntex SD 10	3	1	1	100%	2	2	100%	2	100%
Harney County Total	163	82	1	1%	81	71	88%	71	88%	

Appendix E

5th & 6th Grade Enrollment and Outdoor School Participation Numbers: Residential Outdoor School Programs, At Least Two Nights in Length									Fifth OR Sixth Grade Participation, Shown as "Adjusted" 6th Grade Participation (Adjusted values in red)	
County	District	Total Enrollment	5th Grade Enrollment	5th Grade Participation	5th Grade Participation %	6th Grade Enrollment	6th Grade Participation	6th Grade Participation %	Adjusted 6th Grade Participation	Adjusted 6th Grade Participation %
Hood River County	Hood River County SD	672	345	0	0%	327	315	96%	315	96%
	Hood River County Total	672	345	0	0%	327	315	96%	315	96%
Jackson County	Ashland SD 5	367	184	0	0%	183	0	0%	0	0%
	Butte Falls SD 91	16	6	0	0%	10	0	0%	0	0%
	Central Point SD 6	727	366	95	26%	361	0	0%	94	26%
	Eagle Point SD 9	652	321	50	16%	331	0	0%	52	16%
	Medford SD 549C	1999	962	0	0%	1037	80	8%	80	8%
	Phoenix-Talent SD 4	433	205	132	64%	228	0	0%	147	64%
	Pinehurst SD 94	8	2	2	100%	6	6	100%	6	100%
	Prospect SD 59	33	18	0	0%	15	0	0%	0	0%
	Rogue River SD 35	145	72	0	0%	73	0	0%	0	0%
Jackson County Total	4,380	2136	279	13%	2,244	86	4%	378	17%	
Jefferson County	Ashwood SD 8	3	1	0	0%	2	0	0%	0	0%
	Black Butte SD 41	3	3	3	100%	0	0	0%	3	100%
	Culver SD 4	112	50	0	0%	62	62	100%	62	100%
	Jefferson County SD 509J	450	231	10	4%	219	0	0%	9	4%
	Jefferson County Total	568	285	13	5%	283	62	22%	74	26%
Josephine County	Grants Pass SD 7	901	440	0	0%	461	0	0%	0	0%
	Three Rivers/Josephine County SD	701	370	19	5%	331	0	0%	17	5%
	Josephine County Total	1602	810	19	2%	792	0	0%	17	2%
Klamath County	Klamath County SD	945	488	17	3%	457	273	60%	273	60%
	Klamath Falls City Schools	487	231	0	0%	256	256	100%	256	100%
	Klamath County Total	1432	719	17	2%	713	529	74%	529	74%
Lake County	Adel SD 21	4	2	2	100%	2	2	100%	2	100%
	Lake County SD 7	135	71	0	0%	64	0	0%	0	0%
	North Lake SD 14	30	18	18	100%	12	0	0%	12	100%
	Paisley SD 11	9	2	0	0%	7	0	0%	0	0%
	Plush SD 18	0	0	0	0%	0	0	0%	0	0%
	Lake County Total	178	93	20	22%	85	2	2%	14	16%

Appendix E

5th & 6th Grade Enrollment and Outdoor School Participation Numbers: Residential Outdoor School Programs, At Least Two Nights in Length									Fifth OR Sixth Grade Participation, Shown as "Adjusted" 6th Grade Participation (Adjusted values in red)	
County	District	Total Enrollment	5th Grade Enrollment	5th Grade Participation	5th Grade Participation %	6th Grade Enrollment	6th Grade Participation	6th Grade Participation %	Adjusted 6th Grade Participation	Adjusted 6th Grade Participation %
Lane County	Bethel SD 52	895	434	0	0%	461	0	0%	0	0%
	Blachly SD 90	31	14	0	0%	17	0	0%	0	0%
	Creswell SD 40	210	100	0	0%	110	0	0%	0	0%
	Crow-Applegate-Lorane SD 66	99	75	0	0%	24	0	0%	0	0%
	Eugene SD 4J	2712	1360	360	26%	1352	0	0%	358	26%
	Fern Ridge SD 28J	230	98	98	100%	132	0	0%	132	100%
	Junction City SD 69	254	123	0	0%	131	0	0%	0	0%
	Lowell SD 71	50	25	0	0%	25	25	100%	25	100%
	Mapleton SD 32	26	14	14	100%	12	12	100%	12	100%
	Marcola SD 79J	24	11	0	0%	13	0	0%	0	0%
	McKenzie SD 68	33	16	16	100%	17	0	0%	17	100%
	Oakridge SD 76	79	41	0	0%	38	38	100%	38	100%
	Pleasant Hill SD 1	130	64	0	0%	66	0	0%	0	0%
	Siuslaw SD 97J	213	103	0	0%	110	0	0%	0	0%
	South Lane SD 45J3	424	204	114	56%	220	0	0%	123	56%
Springfield SD 19	1608	852	0	0%	756	187	25%	187	25%	
Lane County Total		7018	3534	602	17%	3484	262	8%	892	26%
Lincoln County	Lincoln County SD	858	371	0	0%	487	58	12%	58	12%
	Lincoln County Total		858	371	0	0%	487	58	12%	58
Linn County	Central Linn SD 552	108	49	0	0%	59	59	100%	59	100%
	Greater Albany Public SD 8J	1393	701	0	0%	692	0	0%	0	0%
	Harrisburg SD 7	179	59	0	0%	120	0	0%	0	0%
	Lebanon Community SD 9	668	322	0	0%	346	92	27%	92	27%
	Santiam Canyon SD 129J	87	48	0	0%	39	39	100%	39	100%
	Scio SD 95	561	241	1	0%	320	64	20%	64	20%
	Sweet Home SD 55	327	164	131	80%	163	82	50%	124	76%
Linn County Total		3323	1584	132	8%	1739	336	19%	378	22%
Malheur County	Adrian SD 61	36	15	0	0%	21	0	0%	0	0%
	Annex SD 29	15	2	0	0%	13	0	0%	0	0%
	Arock SD 81	3	1	0	0%	2	0	0%	0	0%
	Harper SD 26	12	6	6	100%	6	6	100%	6	100%
	Jordan Valley SD 3	11	8	0	0%	3	0	0%	0	0%
	Juntura SD 12	2	1	0	0%	1	0	0%	0	0%
	Malheur County SD 51	0	0	0	0%	0	0	0%	0	0%
	Nyssa SD 26	181	96	0	0%	85	0	0%	0	0%
	Ontario SD 8C	423	229	0	0%	194	0	0%	0	0%
Vale SD 84	166	80	0	0%	86	0	0%	0	0%	
Malheur County Total		849	438	6	1%	411	6	1%	6	1%

Appendix E

5th & 6th Grade Enrollment and Outdoor School Participation Numbers: Residential Outdoor School Programs, At Least Two Nights in Length									Fifth OR Sixth Grade Participation, Shown as "Adjusted" 6th Grade Participation (Adjusted values in red)	
County	District	Total Enrollment	5th Grade Enrollment	5th Grade Participation	5th Grade Participation %	6th Grade Enrollment	6th Grade Participation	6th Grade Participation %	Adjusted 6th Grade Participation	Adjusted 6th Grade Participation %
Marion County	Cascade SD 5	351	181	0	0%	170	170	100%	170	100%
	Gervais SD 1	191	93	0	0%	98	0	0%	0	0%
	Jefferson SD 14J	112	50	0	0%	62	62	100%	62	100%
	Mt Angel SD 91	113	59	0	0%	54	0	0%	0	0%
	North Marion SD 15	303	162	0	0%	141	141	100%	141	100%
	North Santiam SD 29J	376	181	48	27%	195	147	75%	195	100%
	Salem-Keizer SD 24J	6281	3061	712	23%	3220	0	0%	749	23%
	Silver Falls SD 4J	558	270	58	21%	288	247	86%	247	86%
	St Paul SD 45	29	14	0	0%	15	15	100%	15	100%
	Woodburn SD 103	844	444	0	0%	400	0	0%	0	0%
Marion County Total		9158	4515	818	18%	4643	782	17%	1579	34%
Morrow County	Ione SD R2	24	12	0	0%	12	12	100%	12	100%
	Morrow SD 1	363	182	0	0%	181	28	15%	28	15%
	Morrow County Total	387	194	0	0%	193	40	21%	40	21%
Multnomah County	Centennial SD 28J	1054	519	0	0%	535	0	0%	0	0%
	Corbett SD 39	185	82	0	0%	103	103	100%	103	100%
	David Douglas SD 40	1639	834	0	0%	805	805	100%	805	100%
	Gresham-Barlow SD 10J	1841	918	0	0%	923	911	99%	911	99%
	Parkrose SD 3	564	284	0	0%	280	280	100%	280	100%
	Portland SD 1J (PPS)	7036	3681	383	10%	3355	3154	94%	3154	94%
	Reynolds SD 7	1847	940	0	0%	907	907	100%	907	100%
	Riverdale SD 51J	71	36	0	0%	35	35	100%	35	100%
Multnomah County Total		14237	7294	383	5%	6943	6195	89%	6195	89%
Polk County	Central SD 13J	446	218	0	0%	228	228	100%	228	100%
	Dallas SD 2	490	248	0	0%	242	26	11%	26	11%
	Falls City SD 57	20	12	0	0%	8	8	100%	8	100%
	Perrydale SD 31	53	25	0	0%	28	28	100%	28	100%
	Polk County Total	1009	503	0	0%	506	290	57%	290	57%
Sherman County	Sherman SD	33	18	0	0%	15	15	100%	15	100%
	Sherman County Total	33	18	0	0%	15	15	100%	15	100%
Tillamook County	Neah-Kah-Nie SD 56	117	60	0	0%	57	57	100%	57	100%
	Nestucca Valley SD 101	70	40	0	0%	30	30	100%	30	100%
	Tillamook SD 9	276	144	0	0%	132	132	100%	132	100%
	Tillamook County Total	463	244	0	0%	219	219	100%	219	100%

Appendix E

5th & 6th Grade Enrollment and Outdoor School Participation Numbers: Residential Outdoor School Programs, At Least Two Nights in Length									Fifth OR Sixth Grade Participation, Shown as "Adjusted" 6th Grade Participation (Adjusted values in red)	
County	District	Total Enrollment	5th Grade Enrollment	5th Grade Participation	5th Grade Participation %	6th Grade Enrollment	6th Grade Participation	6th Grade Participation %	Adjusted 6th Grade Participation	Adjusted 6th Grade Participation %
Umatilla County	Athena-Weston SD 29RJ	84	44	0	0%	40	0	0%	0	0%
	Echo SD 5	35	11	0	0%	24	24	100%	24	100%
	Helix SD 1	33	14	0	0%	19	19	100%	19	100%
	Hermiston SD 8	814	415	415	100%	399	0	0%	399	100%
	Milton-Freewater Unified SD 7	296	152	0	0%	144	0	0%	0	0%
	Pendleton SD 16	511	261	0	0%	250	250	100%	250	100%
	Pilot Rock SD 2	46	24	24	100%	22	22	100%	22	100%
	Stanfield SD 61	69	32	32	100%	37	0	0%	37	100%
	Ukiah SD 80R	3	2	0	0%	1	0	0%	0	0%
	Umatilla SD 6R	226	113	0	0%	113	0	0%	0	0%
Umatilla County Total		2117	1068	471	44%	1049	315	30%	751	72%
Union County	Cove SD 15	47	25	0	0%	22	0	0%	0	0%
	Elgin SD 23	54	26	0	0%	28	28	100%	28	100%
	Imbler SD 11	50	24	0	0%	26	0	0%	0	0%
	La Grande SD 1	300	147	0	0%	153	0	0%	0	0%
	North Powder SD 8J	48	21	0	0%	27	0	0%	0	0%
	Union SD 5	58	28	0	0%	30	0	0%	0	0%
	Union County Total		557	271	0	0%	286	28	10%	28
Wallowa County	Enterprise SD 21	75	42	0	0%	33	0	0%	0	0%
	Joseph SD 6	34	19	0	0%	15	0	0%	0	0%
	Troy SD 54	0	0	0	0%	0	0	0%	0	0%
	Wallowa SD 12	41	21	0	0%	20	0	0%	0	0%
	Wallowa County Total		150	82	0	0%	68	0	0%	0
Wasco County	Dufur SD 29	38	20	0	0%	18	0	0%	0	0%
	North Wasco County SD 21	475	223	25	11%	252	22	9%	22	9%
	South Wasco County SD 1	32	19	0	0%	13	13	100%	13	100%
	Wasco County Total		545	262	25	10%	283	35	12%	35
Washington County	Banks SD 13	175	85	0	0%	90	90	100%	90	100%
	Beaverton SD 48J	6075	3002	712	24%	3073	1088	35%	1441	47%
	Forest Grove SD 15	927	463	24	5%	464	30	6%	30	6%
	Gaston SD 511J	54	23	23	100%	31	31	100%	31	100%
	Hillsboro SD 1J	3089	1598	24	2%	1491	1491	100%	1491	100%
	Sherwood SD 88J	895	448	0	0%	447	447	100%	447	100%
	Tigard-Tualatin SD 23J	2023	1018	0	0%	1005	1005	100%	1005	100%
Washington County Total		13238	6637	783	12%	6601	4182	63%	4535	69%
Wheeler County	Fossil SD 21J	10	3	3	100%	7	7	100%	7	100%
	Mitchell SD 55	6	3	3	100%	3	3	100%	3	100%
	Spray SD 1	3	2	2	100%	1	1	100%	1	100%
	Wheeler County Total		19	8	8	100%	11	11	100%	11

Appendix E

5th & 6th Grade Enrollment and Outdoor School Participation Numbers: Residential Outdoor School Programs, At Least Two Nights in Length									Fifth OR Sixth Grade Participation, Shown as "Adjusted" 6th Grade Participation (Adjusted values in red)	
County	District	Total Enrollment	5th Grade Enrollment	5th Grade Participation	5th Grade Participation %	6th Grade Enrollment	6th Grade Participation	6th Grade Participation %	Adjusted 6th Grade Participation	Adjusted 6th Grade Participation %
Yamhill County	Amity SD 4J	130	62	60	97%	68	0	0%	64	94%
	Dayton SD 8	159	72	0	0%	87	87	100%	87	100%
	McMinnville SD 40	1032	510	100	20%	522	0	0%	102	20%
	Newberg SD 29J	791	403	379	94%	388	0	0%	365	94%
	Sheridan SD 48J	178	90	0	0%	88	85	97%	85	97%
	Willamina SD 30J	140	70	0	0%	70	0	0%	0	0%
	Yamhill-Carlton SD 1	181	81	0	0%	100	100	100%	100	100%
	Yamhill County Total	2611	1288	539	42%	1323	272	21%	803	61%
Private Schools	Private Schools Total	5940	2949	442	15%	2991	2121	71%	2176	73%
Oregon's Schools	Total	92526	46109	5455	11.8%	46417	20765	44.7%	24514	52.8%

Appendix F
2011-2012 Outdoor School Program Participation:
Raw Data (All Outdoor School Experiences, Regardless of Duration)

Public Schools								
County	District	School	5th Grade	6th Grade	Residential?	Provider	Other/Notes	Number of Schools
Baker	Baker	Baker Web Academy, Haines Elem, Keating Elem, South Baker Intermediate	152	145	No	Baker SD		4
Baker	Burnt River	Burnt River School	2	1	No	Baker SD		1
Baker	Huntington	Huntington School	7	4	No	Baker SD		1
Benton	Alesea	Alesea Elementary		14	4 nights	CRNREO	Coast Range Natural Resource Education Organization	1
Benton	Corvallis	Jefferson Elem	57		3 nights	OMSI		1
Benton	Corvallis	Wilson Elem	56		4 nights	Self	Self (Wilson Elementary)	1
Benton	Corvallis	Cheldelin Middle, Linus Pauling Middle & Franklin School		471	No	Self / Mary's River	Self (Cheldelin Middle, Linus Pauling Middle & Franklin School) w/ support from Mary's River Watershed Council	3
Benton	Monroe	Monroe Grade School		47	4 nights	CRNREO		1
Benton	Philomath	Kings Valley Charter		14	3 nights	Self	Self (Kings Valley Charter)	1
Benton	Philomath	Philomath Middle		100	4 nights	Self / OSU	Self (Philomath Middle) w/ support from OSU Education Dept	1
Crook	Crook County	Crook County Middle, Paulina School, Powell Butte Community Charter		223	4 nights	Self	Self (Crook County School District)	3
Clackamas	Canby	Carus School, Ninety-One School		110	4 nights	OMSI		2
Clackamas	Estacada	Clackamas River Elem		54	2 nights	NWRES D		1
Clackamas	Estacada	Eagle Creek Elem, River Mill Elem		100	3 nights	NWRES D		2
Clackamas	Gladstone	Walter L. Kraxberger Middle		162	4 nights	Self	Self (Kraxberger Middle School)	1
Clackamas	Lake Oswego	Uplands Elem	75	76	2 nights	MES D		1
Clackamas	Lake Oswego	River Grove; Westridge Elem	105	115	3 nights	NWRES D		2
Clackamas	Lake Oswego	Hallinan Elem		30	4 nights	NWRES D		1
Clackamas	Lake Oswego	Lake Grove Elem	78	69	3 nights	OMSI		1
Clackamas	Molalla River	Renaissance Public Academy		13	3 nights	NWRES D		1
Clackamas	Molalla River	Molalla River Academy	20		1 night	Self	Self (Molalla River Academy)	1
Clackamas	Molalla River	Molalla River Academy		23	2 nights	Self	Self (Molalla River Academy)	1
Clackamas	North Clackamas	Alder Creek Middle, Rowe Middle		676	3 nights	MES D		2
Clackamas	North Clackamas	Happy Valley Middle		307	3 nights	NWRES D		1
Clackamas	North Clackamas	Rock Creek Middle		305	4 nights	NWRES D		1
Clackamas	North Clackamas	Cascade Heights Public Charter		25	4 nights	Olympic Park Inst.		1
Clackamas	North Clackamas	Oak Grove Elem	68		1 night	Oregon Trail		1
Clackamas	Oregon City	Redland Elem		85	3 nights	MES D		1
Clackamas	Oregon City	Candy Lane Elem, John McLoughlin Elem, King Elem		202	3 nights	NWRES D		3
Clackamas	Oregon City	Mt. Pleasant Elem	50		3 nights	NWRES D		1
Clackamas	Oregon City	Beavercreek Elem		75	3 nights	OMSI		1

Appendix F
2011-2012 Outdoor School Program Participation:
Raw Data (All Outdoor School Experiences, Regardless of Duration)

Public Schools								
County	District	School	5th Grade	6th Grade	Residential?	Provider	Other/Notes	Number of Schools
Clackamas	Oregon City	Holcomb Elem		65	4 nights	OMSI		1
Clackamas	Oregon City	Springwater Environmental Sciences		22	4 nights	Self	Self (Springwater Environmental Sciences)	1
Clackamas	Oregon City	Gaffney Lane Elem		105	No	Self	Self (Gaffney Lane Elementary)	1
Clackamas	West-Linn / Wilsonville	Athey Creek Middle		200	3 nights	Self	Self (Athey Creek Middle)	1
Clackamas	West-Linn / Wilsonville	Inza R Wood Middle		197	3 nights	Self	Self (Inza R Wood Middle)	1
Clackamas	West-Linn / Wilsonville	Three Rivers Charter School		21	4 nights	Self	Self (Three Rivers Charter School)	1
Clackamas	West-Linn / Wilsonville	Rosemont Ridge Middle		250	3 nights	Twin Rocks Friends Camp		1
Clatsop	Astoria	Lewis & Clark Elem	130		No	Self	Self (Lewis & Clark Elementary)	1
Clatsop	Jewell	Jewell School		15	3 nights	NWRES D		1
Clatsop	Knappa	Hilda Lahti Elem		37	4 nights	NWRES D		1
Clatsop	Seaside	Cannon Beach Elem, Gearhart Elem, Seaside Heights Elem	118		2 nights	NWRES D		3
Clatsop	Warrenton-Hammond	Warrenton Grade		75	2 nights	NWRES D		1
Columbia	Clatskanie	Clatskanie Elem		66	2 nights	OMSI		1
Columbia	Rainier	Hudson Park Elem		86	4 nights	Cispus Environmental Learning Center		1
Columbia	Scappoose	Sauvie Island Academy		23	4 nights	MES D		1
Columbia	Scappoose	South Columbia Family School	9	5	1 night	Self	Self (South Columbia Family School)	1
Columbia	St. Helens	St. Helens Arthur Academy		28	4 nights	MES D		1
Columbia	Vernonia	Vernonia Middle		46	3 nights	Self	Self (Vernonia Middle)	1
Coos	Coquille	Coquille Valley Intermediate	57		1 night	Self w/	Self (Coquille Valley Intermediate) w/ Camp Myrtlewood	1
Coos	Myrtle Point	Myrtle Crest School		56	No	Self / OSU	Self (Myrtle Crest School) w/ OSU Extension	1
Crook	Crook County	Crook County Middle, Paulina School, Powell Butte Community Charter		223	4 nights	Self	Self (Crook County School District)	3
Deschutes	Bend-La Pine	REALMS (Rimrock Expeditionary Alternative Learning Middle School)		46	3 nights	Self	Self (REALMS)	1
Deschutes	Bend-La Pine	Ensworth Elem	37		2 nights	MES D		1
Deschutes	Bend-La Pine	Amity Creek Elem, High Lakes Elem	125		2 nights	OMSI		2
Deschutes	Bend-La Pine	La Pine Elem	28		No	WolfTree, Kokanee Karnival & Forest Service		1

Appendix F
2011-2012 Outdoor School Program Participation:
Raw Data (All Outdoor School Experiences, Regardless of Duration)

Public Schools								
County	District	School	5th Grade	6th Grade	Residential?	Provider	Other/Notes	Number of Schools
Deschutes	Bend-La Pine	Westside Village Magnet At Kingston Elementary School	32	38	2 nights	Self	Self (Westside Village Magnet At Kingston Elementary School)	1
Deschutes	Redmond	John Tuck Elem, Tumalo Community School	135		2 nights	OMSI		2
Deschutes	Redmond	Vern Patrick Elem	62		1 night	Self	Self (Vern Patrick Elem)	1
Deschutes	Redmond	Tumalo Community School		32	2 nights	Self	Self (Tumalo Community School)	1
Deschutes	Sisters	Sisters Middle		93	2 nights	Self	Self (Sisters Middle)	1
Douglas	Douglas SD 15	Days Creek Charter School		11	3 nights	Self	Self (Days Creek Charter School)	1
Douglas	Douglas SD 4	Eastwood Elem		85	2 nights	NWRES D		1
Douglas	Douglas SD 4	Fir Grove Elem	55		No	Self	Self (Fir Grove Elem)	1
Douglas	North Douglas	North Douglas Elem	30		1 night	Self	Self (North Douglas Elementary)	1
Douglas	South Umpqua	Canyonville School	14		2 nights	Self	Self (Canyonville School)	1
Douglas	South Umpqua	Tri City Elem	45		No	Local Forestry Service	Local Forestry Service of Glide, OR	1
Douglas	Windton-Dillard	Lookingglass Elem	23	22	1 night	OMSI		1
Gilliam	Arlington	Arlington Community Charter		10	3 nights	Condon SD		1
Gilliam	Condon	Condon Elem		13	3 nights	Condon SD		1
Grant	Dayville	Dayville School	2	2	2 nights	OMSI		1
Grant	John Day	Humbolt Elem	40	44	No	Self w/	Self (Humbolt Elementary) w/ support from OR Forestry Dept, US Forest Service, OR Dept of Fish & Wildlife, Paiute Indian Tribe and United Federation of Tribes of Native Americans	1
Grant	Long Creek	Long Creek School	1	1	No	US Forest Service / BLM		1
Grant	Monument	Monument School	4	2	2 nights	OMSI		1
Grant	Prairie City	Prairie City School	9		2 nights	OMSI		1
Harney	Harney County SD3	Hines Middle		69	3 nights	NWRES D		1
Harney	Harney County SD4	Crane Elem	7	4	No	Self	Self (Crane Elementary)	1
Harney	Suntex	Suntex Elem	1	2	2 nights	Self	Self (Suntex Elementary)	1
Hood River	Hood River County	Hood River Middle, WyEast Middle		315	2 nights	Self	Self (Hood River Middle & WyEast Middle)	2
Jackson	Ashland	Walker Elem	55		No	Crater Lake		1
Jackson	Ashland	John Muir Elem	14	10	1 night, 5x a year	Self w/	Self (John Muir Elementary) w/ support from Southern Oregon Conservatory	1
Jackson	Ashland	Ashland Middle		173	1 night	SOU Deer Creek		1
Jackson	Central Point	Sams Valley Elem	48		1 night	Self	Self (Sams Valley Elementary)	1
Jackson	Central Point	Jewett Elem	95		2 nights	Self	Self (Jewett Elementary)	1
Jackson	Eagle Point	Eagle Rock Elem	50		2 nights	Self	Self (Eagle Rock Elementary)	1

Appendix F
2011-2012 Outdoor School Program Participation:
Raw Data (All Outdoor School Experiences, Regardless of Duration)

Public Schools								
County	District	School	5th Grade	6th Grade	Residential?	Provider	Other/Notes	Number of Schools
Jackson	Medford	Jacksonville Elem	56	57	No	Self	Self (Jacksonville Elementary)	1
Jackson	Medford	Oak Grove Elem	67		No	Crater Lake		1
Jackson	Medford	Wilson Elem		80	2 nights	Self	Self (Wilson Elementary)	1
Jackson	Phoenix-Talent	Orchard Hill Elem	60		2 nights	Self	Self (Orchard Hill Elementary)	1
Jackson	Phoenix-Talent	Phoenix Elem	72		2 nights	Self	Self (Phoenix Elementary)	1
Jackson	Pinehurst	Pinehurst Elem	2	6	4 nights	Self w/	Self (Pinehurst Elementary) w/ support from local retired science teachers	1
Jackson	Rogue River	Rogue River Elem	62		1 night	Siskiyou Field Institute		1
Jefferson	Black Butte	Black Butte Elem	3		2 nights	OMSI		1
Jefferson	Culver	Culver Middle		62	2 nights	OMSI		1
Jefferson	Jefferson County	Warm Spring Elem	10		2 nights	OSU Smile Program		1
Josephine	Grants Pass	North Middle		242	No	Self	Self (North Middle School)	1
Josephine	Grants Pass	South Middle		218	No	Self	Self South Middle School)	1
Josephine	Three Rivers / Josephine County	Evergreen Elem	19		3 nights	OSU Smile Program		1
Klamath	Klamath County	Chiloquin Elem		35	2 nights	Klamath Outdoor Science School		1
Klamath	Klamath County	Gilchrist Elem	8	12	No	WolfTree & Forest Service		1
Klamath	Klamath County	Henley Elem		73	3 nights	NWRESD		1
Klamath	Klamath County	Merrill Elem	8	15	2 nights	Klamath Outdoor Science School		1
Klamath	Klamath County	Peterson Elem		90	3 nights	NWRESD		1
Klamath	Klamath County	Sage Community School	9		2 nights	Klamath Outdoor Science School		1
Klamath	Klamath County	Sage Community School		9	2 nights	OMSI		
Klamath	Klamath County	Sage Community School		(same 9 sixth graders as listed above)	1 night	Self	Self (Sage Community School)	
Klamath	Klamath County	Shasta Elem	76		1 night	OMSI		1
Klamath	Klamath County	Shasta Elem		51	4 nights	NWRESD		
Klamath	Klamath Falls City	Fairview Elem		46	2 nights	Self	Self (Fairview Elementary)	1
Klamath	Klamath Falls City	Joseph Conger Elem, Mills Elem, Pelican Elem		157	3 nights	NWRESD		3
Klamath	Klamath Falls City	Roosevelt Elem		53	4 nights	NWRESD		1
Lake	Adel	Adel Elementary	2	2	4 nights	Self	Self (Adel Elementary)	1
Lake	North Lake	North Lake School	18		3 nights	Self	Self (North Lake School)	1
Lake	North Lake	North Lake School		12	No	Self	Self (North Lake School)	

Appendix F
2011-2012 Outdoor School Program Participation:
Raw Data (All Outdoor School Experiences, Regardless of Duration)

Public Schools								
County	District	School	5th Grade	6th Grade	Residential?	Provider	Other/Notes	Number of Schools
Lane	Bethel	Clear Lake Elem	58		No	Nearby Nature		1
Lane	Eugene	Adams Elem	81		2 nights	NWRES D		1
Lane	Eugene	Edgewood Community Elem	93		3 nights	NWRES D		1
Lane	Eugene	Cesar E Chavez Elem	67		2 nights	Self	Self (Cesar E Chavez Elem)	1
Lane	Eugene	Corridor Alternative	49		2 nights	Self	Self (Corridor Alternative)	1
Lane	Eugene	Family School	31		2 nights	Self	Self (Family School)	1
Lane	Eugene	Twin Oaks Elem	39		2 nights	Self	Self (Twin Oaks Elem)	1
Lane	Eugene	Village School	26		1 night	Opal Creek Ancient Forest		1
Lane	Eugene	Village School		26	1 night	Pine Mountain		
Lane	Fern Ridge	Elmira Elem, Veneta Elem	98		3 nights	Self	Self (Veneta Elem + Elmira Elem)	2
Lane	Junction City	Territorial Elem	22		No	Self	Self (Territorial Elementary)	1
Lane	Lowell	Lundy Elem		25	2 nights	Local Forestry Service	Local Forestry Service (Willamette Fish & Wildlife)	1
Lane	Mapleton	Mapleton Elem	14	12	3 nights	Self	Self (Mapleton Elementary)	1
Lane	McKenzie	McKenzie Elem	16		2 nights	Camp White Branch		1
Lane	Oakridge	Oakridge Elem		38	2 nights	Self w/	Self (Oakridge Elementary) w/ support from local forest service / fish hatchery	1
Lane	Pleasant Hill	Pleasant Hill Elem		66	No	Self w/	Self (Pleasant Hill Elementary) w/ support from Cascade Watershed	1
Lane	South Lane	Dorena School, Latham Elem, London School	51		2 nights	Self	Self (Dorena School, Latham Elem, London School)	3
Lane	South Lane	Harrison Elem	63		3 nights	Self	Self (Harrison Elementary)	1
Lane	Springfield	Moffitt Elem	52		1 night	Self	Self (Moffitt Elementary)	1
Lane	Springfield	Thurston Middle		187	2 nights	Self	Self (Thurston Middle)	1
Lincoln	Lincoln County	Taft Elem		58	3 nights	Mid-Coast Watershed Council		1
Linn	Central Linn	Central Linn Elementary		59	3 nights	Self	Self (Central Linn Elementary)	1
Linn	Lebanon Community	Lacomb School		22	3 nights	CRNREO		1
Linn	Lebanon Community	Hamilton Creek School		30	4 nights	Forest Service		1
Linn	Lebanon Community	Sand Ridge Charter School		40	2 nights	Self	Self (Sand Ridge Charter School)	1
Linn	Santiam Canyon	Mill City Middle		39	4 nights	TCODS		1
Linn	Scio	Scio Middle		55	4 nights	CRNREO		1
Linn	Scio	Lourdes School	1	9	2 nights	Self w/	Self (Lourdes School) w/ support from local forest service	1
Linn	Sweet Home	Holley Elem, Sweet Home Charter School	47	46	2 nights	Forest Service		2
Linn	Sweet Home	Oak Heights Elem	40		4 nights	Forest Service		1

Appendix F
2011-2012 Outdoor School Program Participation:
Raw Data (All Outdoor School Experiences, Regardless of Duration)

Public Schools								
County	District	School	5th Grade	6th Grade	Residential?	Provider	Other/Notes	Number of Schools
Linn	Sweet Home	Foster Elem	44	36	3 nights	Self	Self (Foster Elementary)	1
Malheur	Adrian	Adrian Elem	15		No	Owyhee Watershed		1
Malheur	Harper	Harper Charter School	6	6	3 nights	Self	Self (Harper Charter School)	1
Malheur	Nyssa	Nyssa Elem	96		1 night	Self	Self (Nyssa Elementary)	1
Marion	Cascade	Cascade Jr High		170	4 nights	Self	Self (Cascade Junior High)	1
Marion	Jefferson	Jefferson Middle		62	2 nights	Opal Creek Ancient Forest		1
Marion	No. Marion	North Marion Middle		141	2 nights	MESD		1
Marion	No. Santiam	Sublimity Elem	48		2 nights	OMSI		1
Marion	No. Santiam	Mari-Linn Elem		27	3 nights	OMSI		1
Marion	No. Santiam	Stayton Middle		120	4 nights	Self	Self (Stayton Middle)	1
Marion	Salem-Keizer	Jane Goodall Environmental Middle Charter		33	1 night; twice a year	Self	Self (Jane Goodall Environmental Middle Charter)	1
Marion	Salem-Keizer	Brush College Elem	87		2 nights	Self	Self (Brush College Elementary)	1
Marion	Salem-Keizer	Clear Lake Elem	80		2 nights	Self	Self (Clear Lake Elementary)	1
Marion	Salem-Keizer	Cummings Elem	78		2 nights	Self	Self (Cummings Elementary)	1
Marion	Salem-Keizer	Grant Community School	61		1 night	Self	Self (Grant Community School)	1
Marion	Salem-Keizer	Gubser Elem	90		2 nights	Self	Self (Gubser Elementary)	1
Marion	Salem-Keizer	Harritt Elem	49		2 nights	Self	Self (Harritt Elementary)	1
Marion	Salem-Keizer	Hoover Elem	82		2 nights	Self w/	Self (Hoover Elementary) w/ Canyonview Silverton	1
Marion	Salem-Keizer	Kalapuya Elem	95		1 night	Self	Self (Kalapuya Elementary)	1
Marion	Salem-Keizer	Lamb Elem	78		1 night	Self	Self (Lamb Elementary)	1
Marion	Salem-Keizer	Liberty Elem	50		No	Self	Self (Liberty Elementary)	1
Marion	Salem-Keizer	Middle Grove Elem	34		No	Self w/	Self (Middle Grove Elementary) w/ Canyonview Silverton	1
Marion	Salem-Keizer	Miller Elem	80		2 nights	Self	Self (Miller Elementary)	1
Marion	Salem-Keizer	Morningside Elem	64		No	Self	Self (Morningside Elementary)	1
Marion	Salem-Keizer	Scott Elem	111		No	Self	Self (Scott Elementary)	1
Marion	Salem-Keizer	Swegle Elem	95		2 nights	Self	Self (Swegle Elementary)	1
Marion	Salem-Keizer	Valley Inquiry Charter School	23		1 night	Self	Self (Valley Inquiry Charter School)	1
Marion	Salem-Keizer	Yoshikai Elem	71		2 nights	Self	Self (Yoshikai Elementary)	1
Marion	Silver Falls	Butte Creek Elem, Central Howell Elem, Scotts Mills Elem	20	75	3 nights	NWRESD		3
Marion	Silver Falls	Bethany Charter School	16	13	2 nights	Self	Self (Bethany Charter School)	1
Marion	Silver Falls	Pratum Elem	9	8	1 night	Self	Self (Pratum Elementary)	1
Marion	Silver Falls	Robert Frost Elem		140	2 nights	Self	Self (Robert Frost Elementary)	1
Marion	Silver Falls	Victor Point Elem	22	19	2 nights	Self	Self (Victor Point Elementary)	1
Marion	St. Paul	St. Paul Elem		15	3 nights	MESD		1
Morrow	lone	lone Community Charter School		12	4 nights	Self w/	Self (lone Community Charter School) w/ support from local forest service	1

Appendix F
2011-2012 Outdoor School Program Participation:
Raw Data (All Outdoor School Experiences, Regardless of Duration)

Public Schools								
County	District	School	5th Grade	6th Grade	Residential?	Provider	Other/Notes	Number of Schools
Morrow	Morrow	Irrigon Elem		78	No	Self	Self (Irrigon Elementary)	1
Morrow	Morrow	Heppner Elem		28	3 nights	Self w/	Self (Heppner Elementary) w/ support from local forest service	1
Multnomah	Corbett	Corbett Charter School		42	3 nights	MESD		1
Multnomah	Corbett	Corbett School		61	4 nights	MESD		1
Multnomah	David Douglas	Alice Ott Middle, Floyd Light Middle, Ron Russell Middle		805	2 nights	MESD		3
Multnomah	David Douglas	Arthur Academy	19		1 night	OMSI		1
Multnomah	Gresham Barlow	Clear Creek Middle, Dexter McCarty Middle, West Orient Middle		556	2 nights	MESD		3
Multnomah	Gresham Barlow	Gordon Russell Middle		285	3 nights	MESD		1
Multnomah	Gresham Barlow	Damascus Middle		70	4 nights	MESD		1
Multnomah	Parkrose	Parkrose Middle		280	3 nights	MESD		1
Multnomah	Portland	Young Womens Academy, Metropolitan Learning Center, Beaumont Middle, da Vinci Middle, George Middle, Jackson Middle, Lane Middle, Mt Tabor Middle, West Sylvan Middle, Arleta Middle, Astor Middle, Beach Elem, Cesar Chavez K-8 School, Creston Elem, Humboldt Elem, King Elem, Laurelhurst Elem, Lee Elem, Lent Elem, Marysville Elem, Sabin Elem, Scott Elem, Skyline Elem, Vernon School, Vestal Elem, Access Academy		1990	2 nights	MESD		26
Multnomah	Portland	Trillium Charter School, Hosford Middle, Sellwood Middle, Bridger Elem, Creative Science School, Faubion Elem, Harrison Park Elem, Irvington Elem, Ockley Green School, Peninsula Elem, Rigler Elem, Roseway Heights School, Woodlawn Elem		855	3 nights	MESD		13
Multnomah	Portland	Gray Middle, Winterhaven Elem		209	4 nights	MESD		2
Multnomah	Portland	SEI Academy		47	5 nights	MESD		1
Multnomah	Portland	Grout Elem, Portland Arthur Academy	71		1 night	OMSI		2
Multnomah	Portland	Alameda Elem, Atkinson Elem, Llewellyn Elem	238		2 nights	OMSI		3
Multnomah	Portland	Southwest Charter School, Lewis Elem	90	23	3 nights	OMSI		2
Multnomah	Portland	Chief Joseph Elem	60		1 night	Oregon Trail		1

Appendix F
2011-2012 Outdoor School Program Participation:
Raw Data (All Outdoor School Experiences, Regardless of Duration)

Public Schools								
County	District	School	5th Grade	6th Grade	Residential?	Provider	Other/Notes	Number of Schools
Multnomah	Portland	The Opal Charter School at the Portland Children's Museum	13		1 night	Camp Collins & Synergo		1
Multnomah	Portland	Scott Elem	55		2 nights	Self	Self (Scott Elementary)	(already counted in 2 night MESD program)
Multnomah	Portland	Hayhurst Elem		30	5 nights	Self	Self (Hayhurst Elementary)	1
Multnomah	Reynolds	Hauton B Lee Middle, Reynolds Middle, Walt Morley Middle		826	2 nights	MESD		3
Multnomah	Reynolds	KNOVA Reynolds Public Charter School		30	3 nights	MESD		1
Multnomah	Reynolds	Multisensory Learning Academy		25	5 nights	MESD		1
Multnomah	Reynolds	Reynolds Arthur Academy	28		1 night	OMSI		1
Multnomah	Reynolds	Reynolds Arthur Academy		26	2 nights	OMSI		
Multnomah	Riverdale	Riverdale Grade		35	5 nights	MESD		1
Polk	Central	Talmadge Middle		228	2 nights	Polk County SWCD	Polk County Soil & Water Conservation District	1
Polk	Dallas	Luckiamute Valley Charter School		26	2 nights	Polk County SWCD		1
Polk	Dallas	Whitworth Elementary	230		1 night	Self w/	Self (Whitworth Elementary) w/ support from Fort Clatsop	1
Polk	Falls City	Falls City Elem		8	2 nights	Polk County SWCD		1
Polk	Perrydale	Perrydale School		28	2 nights	Polk County SWCD		1
Sherman	Sherman	Sherman Elem		15	3 nights	Self	Self (Sherman Elementary)	1
Tillamook	Neah-Kah-Nie	Neah-Kah-Nie Middle		57	4 nights	TCODS	Tillamook County Outdoor School	1
Tillamook	Nestucca Valley	Nestucca Valley Middle		30	4 nights	TCODS		1
Tillamook	Tillamook	East Elem		132	4 nights	TCODS		1
Umatilla	Echo	Echo School		24	4 nights	Condon SD		1
Umatilla	Helix	Helix School		19	3 nights	Self	Self (Helix School & Pilot Rock Elementary)	1
Umatilla	Hermiston	Desert View Elem, Highland Hills Elem, Rocky Heights Elem, Sunset Elem, West Park Elem	415		2 nights	Hermiston School District		5
Umatilla	Pendleton	Sunridge Middle		250	3 nights	Self	Self (Sunridge Middle School)	1
Umatilla	Pilot Rock	Pilot Rock Elementary	24	22	2 nights	Self	Self (Pilot Rock Elementary)	1
Umatilla	Pilot Rock	Pilot Rock Elementary		(same 22 sixth graders as listed above)	3 nights	Self	Self (Helix School & Pilot Rock Elementary)	(both schools already counted)
Umatilla	Stanfield	Stanfield Elem	32		2 nights	Self	Self (Stanfield Elementary)	1
Union	Elgin	Stella Mayfield Elem		28	2 nights	Self	Self (Stella Mayfield Elementary)	1
Union	Imbler	Imbler Charter School	24		1 night	OMSI		1
Union	La Grande	Central Elem	57		No	Self	Self (Central Elem)	1
Union	La Grande	Greenwood Elem	60		No	Self	Self (Greenwood Elem)	1

Appendix F
2011-2012 Outdoor School Program Participation:
Raw Data (All Outdoor School Experiences, Regardless of Duration)

Public Schools								
County	District	School	5th Grade	6th Grade	Residential?	Provider	Other/Notes	Number of Schools
Union	La Grande	Island City Elem	30		No	Self	Self (Island City Elem)	1
Union	La Grande	La Grande Middle		153	No	Self	Self (La Grande Middle)	1
Union	North Powder	North Powder Charter School		27	No	Baker SD		1
Wallowa	Enterprise	Enterprise Elem		33	No	Wallowa Resources		1
Wallowa	Joseph	Joseph Charter	17	15	No	Self	Self (Joseph Charter)	1
Wallowa	Joseph	Imnaha Elem	2		No	Wallowa Resources		1
Wallowa	Wallowa	Wallowa Elem	21		No	Self w/	Self (Wallowa Elementary) w/ support from ODFW & Nez Perce Fisheries & Forest Service	1
Wallowa	Wallowa	Wallowa Elem	(same 21 fifth graders as listed above)		No	Wallowa Resources		1
Wasco	North Wasco Co.	Mosier Community School	25	22	2 nights	Self w/	Self (Mosier Community School) w/ support from Cascadia	1
Wasco	South Wasco Co.	Maupin Elem		13	4 nights	OMSI		1
Washington	Banks	Banks Elem		90	3 nights	NWRESD		1
Washington	Beaverton	Bonny Slope Elem, Findley Elem, Jacob Wismer Elem, Springville K-8 School, West Tualatin View Elem	522		2 nights	NWRESD		5
Washington	Beaverton	Health & Science School, Cedar Park Middle, Meadow Park Middle, Aloha-Huber Park School		784	2 nights	NWRESD		4
Washington	Beaverton	Rock Creek Elem	85		2 nights	OMSI		1
Washington	Beaverton	Whitford Middle, Raleigh Hills Elem		304	2 nights	OMSI		2
Washington	Beaverton	Vose Elem	105		2 nights	Self		1
Washington	Forest Grove	Forest Grove Community School	24	30	4 nights	NWRESD		1
Washington	Gaston	Gaston Elem	23	31	2 nights	NWRESD		1
Washington	Hillsboro	Brookwood Elem, Butternut Creek Elem, Eastwood Elem, Farmington View Elem, Free Orchards Elem, Imlay Elem, Jackson Elem, Ladd Acres Elem, Lenox Elem, Minter Bridge Elem, Mooberry Elem, North Plains Elem, Orenco Elem, Paul L. Patterson Elem, Quatama Elem, Reedville Elem, Tobias Elem, W.L. Henry Elem, W. Verne McKinney Elem, Witch Hazel Elem, Lincoln Street Elem, Rosedale Elem		1342	2 nights	NWRESD		22
Washington	Hillsboro	Groner Elem, Indian Hills Elem		80	3 nights	NWRESD		2
Washington	Hillsboro	City View Charter School	24	21	4 nights	NWRESD		1

Appendix F
2011-2012 Outdoor School Program Participation:
Raw Data (All Outdoor School Experiences, Regardless of Duration)

Public Schools								
County	District	School	5th Grade	6th Grade	Residential?	Provider	Other/Notes	Number of Schools
Washington	Hillsboro	West Union Elem		48	2 nights	OMSI		1
Washington	Sherwood	Sherwood Charter School		27	2 nights	NWRES D		1
Washington	Sherwood	Laurel Ridge Middle		170	3 nights	NWRES D		1
Washington	Sherwood	Sherwood Middle		250	4 nights	NWRES D		1
Washington	Tigard-Tualatin	Hazelbrook Middle, Thomas R Fowler Middle, Twality Middle, MITCH Charter School		1005	2 nights	NWRES D		4
Wheeler	Fossil	Fossil Charter School	3	7	2 nights	OMSI		1
Wheeler	Mitchell	Mitchell School	3	3	3 nights	OMSI		1
Wheeler	Spray	Spray School	2	1	2 nights	Self	Self (Spray School)	1
Yamhill	Amity	Amity Elem	60		3 nights	Self	Self (Amity Elementary)	1
Yamhill	Amity	Ballston Community Charter School	2	4	No	Self	Self (Ballston Community Charter School)	1
Yamhill	Dayton	Dayton Jr High		87	3 nights	NWRES D		1
Yamhill	McMinnville	Columbus Elem	100		2 nights	Self	Self (Columbus Elementary)	1
Yamhill	Newberg	Dundee Elem, Edwards Elem	131		2 nights	OMSI		2
Yamhill	Newberg	Joan Austin Elem	60		2 nights	Self	Self (Joan Austin Elem)	1
Yamhill	Newberg	Mabel Rush Elem	110		2 nights	Self	Self (Mabel Rush Elem)	1
Yamhill	Newberg	Antonia Crater Elem	78		2 nights	Self w/	Self (Antonia Crater Elem) w/ support from Twin Rocks Camp	1
Yamhill	Sheridan	Faulconer-Chapman School		73	2 nights	MES D		1
Yamhill	Sheridan	Sheridan Japanese School		12	4 nights	MES D		1
Yamhill	Willamina	Willamina Elem	20	20	1 night	OSU Smile Program		1
Yamhill	Yamhill-Carlton	Yamhill-Carlton Intermediate		100	3 nights	NWRES D		1
Public School Total			7583	20667				372
Private Schools / Other								
County	City	School	5th Grade	6th Grade	Residential?	Provider	Other/Notes	Number of Schools
Baker	Baker	Baker Valley SDA School	2	1	2 nights	Self	Self (Baker Valley SDA School)	1
Benton	Corvallis	Ashbrook Independent School		19	4 nights	OMSI		1
Benton	Corvallis	Ashbrook Independent School	20		1 night	Opal Creek		
Benton	Corvallis	Corvallis Montessori School	20	0	2 nights	OMSI		1
Benton	Corvallis	Corvallis Waldorf School	13	19	2 nights	Self	Self (Corvallis Waldorf School)	1
Benton	Corvallis	Good Shepherd School	0	25	3 nights	Camp Yamhill Christian Outdoor School		1
Benton	Corvallis	Santiam Christian School	0	42	3 nights	Self	Self (Santiam Christian School)	1
Benton	Corvallis	Zion Lutheran School	0	14	4 nights	Forest Camp		1
Clackamas	Boring	Hood View Jr. Academy	0	7	5 nights	Self w/	Self (Hood View Jr. Academy) w/ support from Rosario Beach	1

Appendix F
2011-2012 Outdoor School Program Participation:
Raw Data (All Outdoor School Experiences, Regardless of Duration)

Private Schools / Other								
County	City	School	5th Grade	6th Grade	Residential?	Provider	Other/Notes	Number of Schools
Clackamas	Gladstone	Rivergate Adventist Elementary School	0	10	2 nights	Self	Self (Rivergate Adventist Elementary School / Western Oregon Conference of Seventh Day Adventists)	1
Clackamas	Lake Oswego	Our Lady Of The Lake School	0	24	3 nights	NWRES D		1
Clackamas	Lake Oswego	Touchstone School	22	6	4 nights	OMSI		1
Clackamas	Milwaukie	Christ The King Catholic School	0	28	3 nights	NWRES D		1
Clackamas	Milwaukie	Portland Waldorf School	0	23	4 nights	MES D		1
Clackamas	Milwaukie	St. John The Baptist Catholic School	0	21	2 nights	OMSI		1
Clackamas	Oregon City	North Clackamas Christian School	0	13	3 nights	Twin Rocks Camp		1
Clackamas	Oregon City	St. John The Apostle School	0	33	3 nights	NWRES D		1
Clackamas	Tualatin	Arbor School Of Arts & Science	18		1 night	Self	Self (Arbor School Of Arts & Science)	1
Clackamas	Tualatin	Arbor School Of Arts & Science		18	2 nights	Self	Self (Arbor School Of Arts & Science)	
Columbia	Scappoose	Scappoose Adventist School	0	5	3 nights	NWRES D		1
Coos	Bandon	Bandon Pacific Christian School	0	3	2 nights	Self	Self (Bandon Pacific Christian School)	1
Coos	Coquille	United Valley Christian Academy				Information Unavailable	Information Unavailable	
Coos	North Bend	Gold Coast Christian School	0	2	3 nights	Oregon Conference of Seventh Day Adventists		1
Crook	Prineville	Crook County Christian School	0	4	3 nights	Camp Yamhill Christian Outdoor School		1
Curry	Brookings	Brookings Harbor Christian School	4	7	2 nights	Wolf Creek		1
Deschutes	Bend	Cascades Academy of Central Oregon	15		2 nights	Opal Creek Ancient Forest		1
Deschutes	Bend	Cascades Academy of Central Oregon		20	4 nights	Self	Self (Cascades Academy of Central Oregon)	
Deschutes	Bend	Morning Star Christian School				Information Unavailable	Information Unavailable	
Deschutes	Bend	Seven Peaks School				Information Unavailable	Information Unavailable	
Deschutes	Bend	St. Francis Of Assisi School	0	20	2 nights	OMSI		1
Deschutes	Bend	Three Sisters SDA School	0	3	4 nights	Western Oregon Conference of Seventh Day Adventists		1
Deschutes	Bend	Trinity Lutheran School	22	0	1 night	Self	Self (Trinity Lutheran School)	1
Deschutes	Redmond	Central Christian School	22	23	3 nights	Self	Self (Central Christian School)	1
Deschutes	Sisters	Sisters Christian Academy	4	4	1 night	Self	Self (Sisters Christian Academy)	1
Douglas	Days Creek	Milo SDA Elementary School	1	1	3 nights	Oregon Conference of Seventh Day Adventists		1

Appendix F
2011-2012 Outdoor School Program Participation:
Raw Data (All Outdoor School Experiences, Regardless of Duration)

Private Schools / Other								
County	City	School	5th Grade	6th Grade	Residential?	Provider	Other/Notes	Number of Schools
Douglas	Roseburg	Cobb School		4	5 nights	Canoe Islands		1
Douglas	Roseburg	Cobb School	2		4 nights	OMSI		
Douglas	Roseburg	Roseburg Junior Academy	0	4	4 nights	NWRES D		1
Douglas	Sutherlin	Sutherlin Seventh-Day Adventist School	0	1	3 nights	Oregon Conference of Seventh Day Adventists		1
Harney	Burns	Bible Baptist Christian Academy				Information Unavailable	Information Unavailable	
Hood River	Hood River	Horizon Christian School	0	14	3 nights	Camp Yamhill Christian Outdoor School		1
Hood River	Hood River	Mid-Columbia Adventist School	0	4	2 nights	Oregon Conference of Seventh Day Adventists		1
Jackson	Medford	Sacred Heart Catholic School	0	20	2 nights	Self	Self (Sacred Heart Catholic School)	1
Josephine	Cave Junction	Community Christian Academy				Information Unavailable	Information Unavailable	
Josephine	Grants Pass	New Hope Christian Schools	0	18	1 night	OMSI		1
Klamath	Klamath Falls	Hosanna Christian School	0	19	4 nights	Self	Self (Hosanna Christian School)	1
Klamath	Klamath Falls	Klamath Falls Adventist Christian School	0	2	3 nights	Oregon Conference of Seventh Day Adventists		1
Klamath	Klamath Falls	The Triad School	7	0	4 nights	Self	Self (The Triad School)	1
Lane	Eugene	Eugene Christian School	0	13	3 nights	Camp Yamhill Christian Outdoor School		1
Lane	Eugene	Lifegate Christian School	0	2	2 nights	Self	Self (Lifegate Christian School)	1
Lane	Eugene	Looking Glass Center Point School				Information Unavailable	Information Unavailable	
Lane	Eugene	O Hara Catholic School	0	50	2 nights	OMSI		1
Lane	Eugene	St. Paul Parish School	0	30	4 nights	Self	Self (St. Paul Parish School)	1
Lane	Eugene	Willamette Christian School (Lane County)	25	24	3 nights	Self	Self (Willamette Christian School)	1
Lane	Pleasant Hill	Emerald Christian Academy	0	10	2 nights	Oregon Conference of Seventh Day Adventists		1
Lane	Springfield	McKenzie River Christian School	3	0	2 nights	Self	Self (McKenzie River Christian School)	1
Lincoln	Lincoln City	Lincoln City Seventh-Day Adventist School	0	23	3 nights	Oregon Conference of Seventh Day Adventists		1
Lincoln	Logsdan	Logsdan Christian School				Information Unavailable	Information Unavailable	
Linn	Albany	St. Mary Elementary School	0	9	2 nights	NWRES D		1
Linn	Lebanon	East Linn Christian Academy	0	16	2 nights	Self	Self (East Linn Christian Academy)	1
Linn	Lebanon	Sandridge Academy	0	40	2 nights	Self	Self (Sandridge Academy)	1
Linn	Tangent	Central Valley Christian School	0	9	2 nights	Self	Self (Central Valley Christian School)	1
Marion	Gervais	Sacred Heart Elementary School	0	7	3 nights	NWRES D		1
Marion	Saint Paul	St. Paul Parochial School	9	4	4 nights	OMSI		1
Marion	Salem	Blanchet Catholic School	0	19	2 nights	NWRES D		1

Appendix F
2011-2012 Outdoor School Program Participation:
Raw Data (All Outdoor School Experiences, Regardless of Duration)

Private Schools / Other								
County	City	School	5th Grade	6th Grade	Residential?	Provider	Other/Notes	Number of Schools
Marion	Salem	Livingstone Adventist Academy	0	22	2 nights	Western Oregon Conference of Seventh Day Adventists		1
Marion	Salem	Queen Of Peace School	18	11	2 nights	OMSI		1
Marion	Salem	St. Joseph School	0	16	3 nights	NWRES D		1
Marion	Salem	St. Vincent De Paul School	3	5	3 nights	NWRES D		1
Marion	Salem	The Heritage School				Information Unavailable	Information Unavailable	
Marion	Salem	Willamette Valley Christian School	0	12	4 nights	Camp Yamhill Christian Outdoor School		1
Marion	Silverton	Silverton Christian School	0	6	2 nights	NWRES D		1
Marion	Woodburn	St. Luke School		17	3 nights	OMSI		1
Marion	Woodburn	St. Luke School	16		1 night	Opal Creek Ancient Forest		
Multnomah	Gresham	Eastside Christian School				Information Unavailable	Information Unavailable	
Multnomah	Gresham	Portland Adventist Elementary School	0	25	2 nights	Oregon Conference of Seventh Day Adventists		1
Multnomah	Portland	All Saints School	0	50	4 nights	MES D		1
Multnomah	Portland	Archbishop Howard School	0	26	4 nights	MES D		1
Multnomah	Portland	Cathedral School	0	22	3 nights	MES D		1
Multnomah	Portland	Cedarwood School	0	24	4 nights	MES D		1
Multnomah	Portland	Childpeace Montessori School	20	18	3 nights	OMSI		1
Multnomah	Portland	City Christian School	0	19	2 nights	Self	Self (City Christian School)	1
Multnomah	Portland	CLASS Academy	0	8	2 nights	Trackers PDX		1
Multnomah	Portland	Columbia Christian School	0	16	4 nights	Camp Yamhill Christian Outdoor School		1
Multnomah	Portland	Crossroads Christian School	11	7	3 nights	Camp Yamhill Christian Outdoor School		1
Multnomah	Portland	Faithful Savior Community School	7	6	3 nights	Camp Yamhill Christian Outdoor School		1
Multnomah	Portland	Franciscan Montessori Earth School	30	30	2 nights	Self	Self (Franciscan Montessori Earth School)	1
Multnomah	Portland	French American International School	0	67	3 nights	OMSI		1
Multnomah	Portland	Gately Academy	0	7	2 nights	OMSI		1
Multnomah	Portland	Holy Cross School	0	25	5 nights	MES D		1
Multnomah	Portland	Holy Family School	0	23	4 nights	MES D		1
Multnomah	Portland	Holy Redeemer Catholic School	0	27	4 nights	MES D		1
Multnomah	Portland	Portland Christian Elementary School / Portland Christian School	0	35	3 nights	Genesis Account		1
Multnomah	Portland	Portland Jewish Academy	21		3 nights	A School In The Woods, Islandwood, WA		1
Multnomah	Portland	Portland Jewish Academy		16	4 nights	Self	Self (Portland Jewish Academy)	

Appendix F
2011-2012 Outdoor School Program Participation:
Raw Data (All Outdoor School Experiences, Regardless of Duration)

Private Schools / Other								
County	City	School	5th Grade	6th Grade	Residential?	Provider	Other/Notes	Number of Schools
Multnomah	Portland	Portland Lutheran School	8	13	5 nights	MESD		1
Multnomah	Portland	St. Agatha Catholic School	0	14	5 nights	MESD		1
Multnomah	Portland	St. Clare School	0	24	5 nights	MESD		1
Multnomah	Portland	St. Ignatius School	0	21	5 nights	MESD		1
Multnomah	Portland	St. John Fisher School	0	30	2 nights	MESD		1
Multnomah	Portland	St. Therese School	0	29	5 nights	MESD		1
Multnomah	Portland	St. Thomas More School	0	25	5 nights	MESD		1
Multnomah	Portland	Sunstone Montessori School	11	14	3 nights	OMSI		1
Multnomah	Portland	The Madeleine Elementary School	0	30	5 nights	MESD		1
Multnomah	Portland	Trinity Lutheran School	0	5	3 nights	MESD		1
Multnomah	Portland	West Hills Christian School	0	55	3 nights	Genesis Account		1
Multnomah	Troutdale	Open Door Christian Academy	0	24	No	Camp Crestview		1
Polk	Dallas	Faith Christian School	5	8	3 nights	Camp Yamhill Christian Outdoor School		1
Polk	Salem	Riviera Christian School	16	0	1 night	Self	Self (Riviera Christian School)	1
Polk	Salem	Salem Academy	37	0	3 nights	Canyon View Camp		1
Tillamook	Neskowin	Neskowin Valley School	0	2	4 nights	Self	Self (Neskowin Valley School)	1
Tillamook	Tillamook	Pacific Christian School				Information Unavailable	Information Unavailable	
Tillamook	Tillamook	Tillamook Adventist School	0	5	2 nights	Oregon Conference of Seventh Day Adventists		1
Umatilla	Hermiston	Hermiston Christian School				Information Unavailable	Information Unavailable	
Umatilla	Hermiston	Hermiston Junior Academy	5	6	4 nights	Upper Columbia Conference of Seventh Day Adventists		1
Umatilla	Milton Freewater	Milton-Stateline Adventist School	12	18	4 nights	Upper Columbia Conference of Seventh Day Adventists		1
Umatilla	Pendleton	Harris Junior Academy	4	6	4 nights	Upper Columbia Conference of Seventh Day Adventists		1
Union	La Grande	Grande Ronde Academy	3	6	No	Self	Self (Grande Ronde Academy)	1
Union	La Grande	La Grande SDA School	2	0	2 nights	Idaho Conference of Seventh Day Adventists		1
Wallowa	Enterprise	Enterprise SDA School		1	4 nights	Idaho Conference of Seventh Day Adventists		1
Wallowa	Enterprise	Enterprise SDA School	4		No	Wallowa Resources		
Wasco	The Dalles	Covenant Christian Academy				Information Unavailable	Information Unavailable	
Wasco	The Dalles	St. Marys Academy	0	18	2 nights	OMSI		1
Washington	Aloha	Faith Bible Christian School	0	14	3 nights	Camp Yamhill Christian Outdoor School		1
Washington	Aloha	Life Christian School	0	22	2 nights	Self	Self (Life Christian School)	1

Appendix F
 2011-2012 Outdoor School Program Participation:
 Raw Data (All Outdoor School Experiences, Regardless of Duration)

Private Schools / Other								
County	City	School	5th Grade	6th Grade	Residential?	Provider	Other/Notes	Number of Schools
Washington	Banks	St. Francis Of Assisi School	11	8	3 nights	NWRES D		1
Washington	Beaverton	Holy Trinity Parish School	0	24	3 nights	NWRES D		1
Washington	Beaverton	Living Wisdom School	3	1	2 nights	Self	Self (Living Wisdom School)	1
Washington	Beaverton	Pilgrim Lutheran School	0	15	3 nights	NWRES D		1
Washington	Beaverton	St. Cecilia Elementary School	0	25	4 nights	OMSI		1
Washington	Beaverton	Valley Catholic School	0	60	2 nights	MES D		1
Washington	Cornelius	Emmaus Christian School	0	20	4 nights	Camp Yamhill Christian Outdoor School		1
Washington	Cornelius	Forest Hills Lutheran School	0	14	3 nights	NWRES D		1
Washington	Forest Grove	Visitation Catholic School	15	15	4 nights	Self	Self (Archdiocese of Portland)	1
Washington	Hillsboro	St. Matthew School	0	28	4 nights	NWRES D		1
Washington	Hillsboro	Swallowtail School	4	6	No	Self	Self (Swallowtail School)	1
Washington	Hillsboro	Tualatin Valley Academy	0	14	3 nights	Oregon Conference of Seventh Day Adventists		1
Washington	Portland	Catlin Gabel School	0	60	4 nights	Self	Self (Catlin Gabel School)	1
Washington	Portland	Montessori School of Beaverton	10	5	3 nights	OMSI		1
Washington	Portland	Oregon Episcopal School		66	2 nights	MES D		1
Washington	Portland	Oregon Episcopal School	54		4 nights	OMSI		1
Washington	Portland	St. Pius X School	0	30		Information Unavailable	Information Unavailable	1
Washington	Sherwood	St. Francis Parish School	0	23	4 nights	OMSI		1
Washington	Sherwood	St. Paul Lutheran School	2	0	1 night	OMSI		1
Washington	Tigard	St. Anthony School	0	40	3 nights	Archdiocese of Seattle		1
Washington	Tualatin	Horizon Christian Elementary & Middle School	0	44	3 nights	Self w/	Self (Horizon Christian Elementary & Middle School) w/ support from Twin Rocks Camp	1
Yamhill	McMinnville	McMinnville Adventist Christian School	0	5	2 nights	Oregon Conference of Seventh Day Adventists		1
Yamhill	McMinnville	St. James Catholic Schools	10	0	3 nights	Camp Yamhill Christian Outdoor School		1
Yamhill	Newberg	C.S. Lewis Academy		9	4 nights	Self	Self (C.S. Lewis Academy)	1
Yamhill	Newberg	C.S. Lewis Academy	13		No	Self	Self (C.S. Lewis Academy)	1
		Private School Total	564	2179				129
		State Total	8147	22846				501

Appendix G

5th & 6th Grade Enrollment and Outdoor School Participation Numbers: All Outdoor School Programs, of Any Length									Fifth OR Sixth Grade Participation, Shown as "Adjusted" 6th Grade Participation (Adjusted values in red)	
County	District	Total Enrollment	5th Grade Enrollment	5th Grade Participation	5th Grade Participation %	6th Grade Enrollment	6th Grade Participation	6th Grade Participation %	Adjusted 6th Grade Participation	Adjusted 6th Grade Participation %
Baker County	Baker SD 5J	297	152	152	100%	145	145	100%	145	100%
	Burnt River SD 30J	3	2	2	100%	1	1	100%	1	100%
	Huntington SD 16J	11	7	7	100%	4	4	100%	4	100%
	Pine Eagle SD 61	22	9	0	0%	13	0	0%	0	0%
	Baker County Total	333	170	161	95%	163	150	92%	150	92%
Benton County	Alea SD 7J	23	9	0	0%	14	14	100%	14	100%
	Corvallis SD 509J	949	478	113	24%	471	471	100%	471	100%
	Monroe SD 1J	87	40	0	0%	47	47	100%	47	100%
	Philomath SD 17J	243	129	0	0%	114	114	100%	114	100%
	Benton County Total	1302	656	113	17%	646	646	100%	646	100%
Clackamas County	Canby SD 86	706	351	0	0%	355	355	100%	355	100%
	Colton SD 53	89	39	0	0%	50	0	0%	0	0%
	Estacada SD 108	316	147	0	0%	169	154	91%	154	91%
	Gladstone SD 115	312	150	0	0%	162	162	100%	162	100%
	Lake Oswego SD 7J	1023	510	258	51%	513	290	57%	290	57%
	Molalla River SD 35	445	229	20	9%	216	36	17%	36	17%
	North Clackamas SD 12	2643	1310	68	5%	1333	1313	98%	1313	98%
	Oregon City SD 62	1223	588	50	9%	635	554	87%	611	96%
	Oregon Trail SD 46	738	382	0	0%	356	0	0%	0	0%
West-Linn/Wilsonville SD 3J	1369	701	0	0%	668	668	100%	668	100%	
	Clackamas County Total	8864	4407	396	9%	4457	3532	79%	3589	81%
Clatsop County	Astoria SD 1	280	130	130	100%	150	0	0%	150	100%
	Jewell SD 8	26	11	0	0%	15	15	100%	15	100%
	Knappa SD 4	72	35	0	0%	37	37	100%	37	100%
	Seaside SD 10	219	118	118	100%	101	0	0%	101	100%
	Warrenton-Hammond SD 30	150	75	0	0%	75	75	100%	75	100%
	Clatsop County Total	747	369	248	67%	378	127	34%	378	100%
Columbia County	Clatskanie 6J	118	52	0	0%	66	66	100%	66	100%
	Rainier SD 13	177	91	0	0%	86	86	100%	86	100%
	Scappoose SD 1J	416	206	9	4%	210	28	13%	28	13%
	St. Helens SD 502	548	270	0	0%	278	28	10%	28	10%
	Vernonia SD 47J	85	39	0	0%	46	46	100%	46	100%
	Columbia County Total	1344	658	9	1%	686	254	37%	254	37%
Coos County	Bandon SD 54	113	64	0	0%	49	0	0%	0	0%
	Coos Bay SD 9	482	249	0	0%	233	0	0%	0	0%
	Coquille SD 8	135	57	57	100%	78	0	0%	78	100%
	Myrtle Point SD 41	107	51	0	0%	56	56	100%	56	100%
	North Bend SD 13	654	334	0	0%	320	0	0%	0	0%
	Powers SD 31	25	8	0	0%	17	0	0%	0	0%
	Coos County Total	1516	763	57	7%	753	56	7%	134	18%
Crook County	Crook County SD	454	231	0	0%	223	223	100%	223	100%
	Crook County Total	454	231	0	0%	223	223	100%	223	100%

Appendix G

5th & 6th Grade Enrollment and Outdoor School Participation Numbers: All Outdoor School Programs, of Any Length									Fifth OR Sixth Grade Participation, Shown as "Adjusted" 6th Grade Participation (Adjusted values in red)	
County	District	Total Enrollment	5th Grade Enrollment	5th Grade Participation	5th Grade Participation %	6th Grade Enrollment	6th Grade Participation	6th Grade Participation %	Adjusted 6th Grade Participation	Adjusted 6th Grade Participation %
Curry County	Brookings-Harbor SD 17C	267	133	0	0%	134	0	0%	0	0%
	Central Curry SD 1	82	38	0	0%	44	0	0%	0	0%
	Port Orford-Langlois SD 2CJ	39	21	0	0%	18	0	0%	0	0%
	Curry County Total	388	192	0	0%	196	0	0%	0	0%
Deschutes County	Bend-La Pine Admin SD 1	2437	1207	222	18%	1230	84	7%	272	22%
	Redmond SD 2J	1001	484	197	41%	517	32	6%	210	41%
	Sisters SD 6	187	94	0	0%	93	93	100%	93	100%
	Deschutes County Total	3625	1785	419	23%	1840	209	11%	575	31%
Douglas County	Camas Valley SD 21J	32	19	0	0%	13	0	0%	0	0%
	Douglas County SD 15	23	8	0	0%	15	11	73%	11	73%
	Douglas County SD 4	1032	460	55	12%	572	85	15%	85	15%
	Elkton SD 34	43	24	0	0%	19	0	0%	0	0%
	Glendale SD 77	52	29	0	0%	23	0	0%	0	0%
	Glide SD 12	87	46	0	0%	41	0	0%	0	0%
	North Douglas SD 22	60	30	30	100%	30	0	0%	30	100%
	Oakland SD 1	91	41	0	0%	50	0	0%	0	0%
	Reedsport SD 105	93	46	0	0%	47	0	0%	0	0%
	Riddle SD 70	58	35	0	0%	23	0	0%	0	0%
	South Umpqua SD 19	242	119	59	50%	123	0	0%	61	50%
	Sutherlin SD 130	204	87	0	0%	117	0	0%	0	0%
	Winston-Dillard SD 116	222	110	23	21%	112	22	20%	22	20%
Yoncalla SD 32	46	19	0	0%	27	0	0%	0	0%	
Douglas County Total	2285	1073	167	16%	1212	118	10%	209	17%	
Gilliam County	Arlington SD 3	19	9	0	0%	10	10	100%	10	100%
	Condon SD 25J	22	9	0	0%	13	13	100%	13	100%
	Gilliam County Total	41	18	0	0%	23	23	100%	23	100%
Grant County	Dayville SD 16J	4	2	2	100%	2	2	100%	2	100%
	John Day SD 3	86	41	40	98%	45	44	98%	44	98%
	Long Creek SD 17	2	1	1	100%	1	1	100%	1	100%
	Monument SD 8	6	4	4	100%	2	2	100%	2	100%
	Prairie City SD 4	22	9	9	100%	13	0	0%	13	100%
	Grant County Total	120	57	56	98%	63	49	78%	62	98%
Harney County	Diamond SD 7	6	4	0	0%	2	0	0%	0	0%
	Double O SD 28	1	1	0	0%	0	0	0%	0	0%
	Drewsey SD 13	0	0	0	0%	0	0	0%	0	0%
	Frenchglen SD 16	3	2	0	0%	1	0	0%	0	0%
	Harney County SD 3	137	66	0	0%	71	69	97%	69	97%
	Harney County SD 4	11	7	7	100%	4	4	100%	4	100%
	Harney County Union High SD 1J	0	0	0	0%	0	0	0%	0	0%
	Pine Creek SD 5	0	0	0	0%	0	0	0%	0	0%
	South Harney SD 33	2	1	0	0%	1	0	0%	0	0%
	Suntex SD 10	3	1	1	100%	2	2	100%	2	100%
Harney County Total	163	82	8	10%	81	75	93%	75	93%	

Appendix G

5th & 6th Grade Enrollment and Outdoor School Participation Numbers: All Outdoor School Programs, of Any Length									Fifth OR Sixth Grade Participation, Shown as "Adjusted" 6th Grade Participation (Adjusted values in red)	
County	District	Total Enrollment	5th Grade Enrollment	5th Grade Participation	5th Grade Participation %	6th Grade Enrollment	6th Grade Participation	6th Grade Participation %	Adjusted 6th Grade Participation	Adjusted 6th Grade Participation %
Hood River County	Hood River County SD	672	345	0	0%	327	315	96%	315	96%
	Hood River County Total	672	345	0	0%	327	315	96%	315	96%
Jackson County	Ashland SD 5	367	184	69	38%	183	183	100%	183	100%
	Butte Falls SD 91	16	6	0	0%	10	0	0%	0	0%
	Central Point SD 6	727	366	143	39%	361	0	0%	141	39%
	Eagle Point SD 9	652	321	50	16%	331	0	0%	52	16%
	Medford SD 549C	1999	962	123	13%	1037	137	13%	213	21%
	Phoenix-Talent SD 4	433	205	132	64%	228	0	0%	147	64%
	Pinehurst SD 94	8	2	2	100%	6	6	100%	6	100%
	Prospect SD 59	33	18	0	0%	15	0	0%	0	0%
	Rogue River SD 35	145	72	62	86%	73	0	0%	63	86%
Jackson County Total	4,380	2136	581	27%	2,244	326	15%	805	36%	
Jefferson County	Ashwood SD 8	3	1	0	0%	2	0	0%	0	0%
	Black Butte SD 41	3	3	3	100%	0	0	0%	3	100%
	Culver SD 4	112	50	0	0%	62	62	100%	62	100%
	Jefferson County SD 509J	450	231	10	4%	219	0	0%	9	4%
Jefferson County Total	568	285	13	5%	283	62	22%	74	26%	
Josephine County	Grants Pass SD 7	901	440	0	0%	461	460	100%	460	100%
	Three Rivers/Josephine County SD	701	370	19	5%	331	0	0%	17	5%
	Josephine County Total	1602	810	19	2%	792	460	58%	477	60%
Klamath County	Klamath County SD	945	488	101	21%	457	285	62%	285	62%
	Klamath Falls City Schools	487	231	0	0%	256	256	100%	256	100%
	Klamath County Total	1432	719	101	14%	713	541	76%	541	76%
Lake County	Adel SD 21	4	2	2	100%	2	2	100%	2	100%
	Lake County SD 7	135	71	0	0%	64	0	0%	0	0%
	North Lake SD 14	30	18	18	100%	12	12	100%	12	100%
	Paisley SD 11	9	2	0	0%	7	0	0%	0	0%
	Plush SD 18	0	0	0	0%	0	0	0%	0	0%
Lake County Total	178	93	20	22%	85	14	16%	14	16%	

Appendix G

5th & 6th Grade Enrollment and Outdoor School Participation Numbers: All Outdoor School Programs, of Any Length									Fifth OR Sixth Grade Participation, Shown as "Adjusted" 6th Grade Participation (Adjusted values in red)	
County	District	Total Enrollment	5th Grade Enrollment	5th Grade Participation	5th Grade Participation %	6th Grade Enrollment	6th Grade Participation	6th Grade Participation %	Adjusted 6th Grade Participation	Adjusted 6th Grade Participation %
Lane County	Bethel SD 52	895	434	58	13%	461	0	0%	62	13%
	Blachly SD 90	31	14	0	0%	17	0	0%	0	0%
	Creswell SD 40	210	100	0	0%	110	0	0%	0	0%
	Crow-Applegate-Lorane SD 66	99	75	0	0%	24	0	0%	0	0%
	Eugene SD 4J	2712	1360	386	28%	1352	26	2%	384	28%
	Fern Ridge SD 28J	230	98	98	100%	132	0	0%	132	100%
	Junction City SD 69	254	123	22	18%	131	0	0%	23	18%
	Lowell SD 71	50	25	0	0%	25	25	100%	25	100%
	Mapleton SD 32	26	14	14	100%	12	12	100%	12	100%
	Marcola SD 79J	24	11	0	0%	13	0	0%	0	0%
	McKenzie SD 68	33	16	16	100%	17	0	0%	17	100%
	Oakridge SD 76	79	41	0	0%	38	38	100%	38	100%
	Pleasant Hill SD 1	130	64	0	0%	66	66	100%	66	100%
	Siuslaw SD 97J	213	103	0	0%	110	0	0%	0	0%
	South Lane SD 45J3	424	204	114	56%	220	0	0%	123	56%
Springfield SD 19	1608	852	52	6%	756	187	25%	239	32%	
Lane County Total		7018	3534	760	22%	3484	354	10%	1121	32%
Lincoln County	Lincoln County SD	858	371	0	0%	487	58	12%	58	12%
	Lincoln County Total		858	371	0	0%	487	58	12%	58
Linn County	Central Linn SD 552	108	49	0	0%	59	59	100%	59	100%
	Greater Albany Public SD 8J	1393	701	0	0%	692	0	0%	0	0%
	Harrisburg SD 7	179	59	0	0%	120	0	0%	0	0%
	Lebanon Community SD 9	668	322	0	0%	346	92	27%	92	27%
	Santiam Canyon SD 129J	87	48	0	0%	39	39	100%	39	100%
	Scio SD 95	561	241	1	0%	320	64	20%	64	20%
	Sweet Home SD 55	327	164	131	80%	163	82	50%	124	76%
Linn County Total		3323	1584	132	8%	1739	336	19%	378	22%
Malheur County	Adrian SD 61	36	15	15	100%	21	0	0%	21	100%
	Annex SD 29	15	2	0	0%	13	0	0%	0	0%
	Arock SD 81	3	1	0	0%	2	0	0%	0	0%
	Harper SD 26	12	6	6	100%	6	6	100%	6	100%
	Jordan Valley SD 3	11	8	0	0%	3	0	0%	0	0%
	Juntura SD 12	2	1	0	0%	1	0	0%	0	0%
	Malheur County SD 51	0	0	0	0%	0	0	0%	0	0%
	Nyssa SD 26	181	96	96	100%	85	0	0%	85	100%
	Ontario SD 8C	423	229	0	0%	194	0	0%	0	0%
Vale SD 84	166	80	0	0%	86	0	0%	0	0%	
Malheur County Total		849	438	117	27%	411	6	1%	112	27%

Appendix G

5th & 6th Grade Enrollment and Outdoor School Participation Numbers: All Outdoor School Programs, of Any Length									Fifth OR Sixth Grade Participation, Shown as "Adjusted" 6th Grade Participation (Adjusted values in red)	
County	District	Total Enrollment	5th Grade Enrollment	5th Grade Participation	5th Grade Participation %	6th Grade Enrollment	6th Grade Participation	6th Grade Participation %	Adjusted 6th Grade Participation	Adjusted 6th Grade Participation %
Marion County	Cascade SD 5	351	181	0	0%	170	170	100%	170	100%
	Gervais SD 1	191	93	0	0%	98	0	0%	0	0%
	Jefferson SD 14J	112	50	0	0%	62	62	100%	62	100%
	Mt Angel SD 91	113	59	0	0%	54	0	0%	0	0%
	North Marion SD 15	303	162	0	0%	141	141	100%	141	100%
	North Santiam SD 29J	376	181	48	27%	195	147	75%	195	100%
	Salem-Keizer SD 24J	6281	3061	1228	40%	3220	33	1%	1325	41%
	Silver Falls SD 4J	558	270	67	25%	288	255	89%	255	89%
	St Paul SD 45	29	14	0	0%	15	15	100%	15	100%
	Woodburn SD 103	844	444	0	0%	400	0	0%	0	0%
Marion County Total		9158	4515	1343	30%	4643	823	18%	2163	47%
Morrow County	Ione SD R2	24	12	0	0%	12	12	100%	12	100%
	Morrow SD 1	363	182	0	0%	181	106	59%	106	59%
	Morrow County Total		387	194	0	0%	193	118	61%	118
Multnomah County	Centennial SD 28J	1054	519	0	0%	535	0	0%	0	0%
	Corbett SD 39	185	82	0	0%	103	103	100%	103	100%
	David Douglas SD 40	1639	834	19	2%	805	805	100%	805	100%
	Gresham-Barlow SD 10J	1841	918	0	0%	923	911	99%	911	99%
	Parkrose SD 3	564	284	0	0%	280	280	100%	280	100%
	Portland SD 1J (PPS)	7036	3681	527	14%	3355	3154	94%	3154	94%
	Reynolds SD 7	1847	940	28	3%	907	907	100%	907	100%
	Riverdale SD 51J	71	36	0	0%	35	35	100%	35	100%
Multnomah County Total		14237	7294	574	8%	6943	6195	89%	6195	89%
Polk County	Central SD 13J	446	218	0	0%	228	228	100%	228	100%
	Dallas SD 2	490	248	230	93%	242	26	11%	242	100%
	Falls City SD 57	20	12	0	0%	8	8	100%	8	100%
	Perrydale SD 31	53	25	0	0%	28	28	100%	28	100%
	Polk County Total		1009	503	230	46%	506	290	57%	506
Sherman County	Sherman SD	33	18	0	0%	15	15	100%	15	100%
	Sherman County Total		33	18	0	0%	15	15	100%	15
Tillamook County	Neah-Kah-Nie SD 56	117	60	0	0%	57	57	100%	57	100%
	Nestucca Valley SD 101	70	40	0	0%	30	30	100%	30	100%
	Tillamook SD 9	276	144	0	0%	132	132	100%	132	100%
	Tillamook County Total		463	244	0	0%	219	219	100%	219

Appendix G

5th & 6th Grade Enrollment and Outdoor School Participation Numbers: All Outdoor School Programs, of Any Length									Fifth OR Sixth Grade Participation, Shown as "Adjusted" 6th Grade Participation (Adjusted values in red)	
County	District	Total Enrollment	5th Grade Enrollment	5th Grade Participation	5th Grade Participation %	6th Grade Enrollment	6th Grade Participation	6th Grade Participation %	Adjusted 6th Grade Participation	Adjusted 6th Grade Participation %
Umatilla County	Athena-Weston SD 29RJ	84	44	0	0%	40	0	0%	0	0%
	Echo SD 5	35	11	0	0%	24	24	100%	24	100%
	Helix SD 1	33	14	0	0%	19	19	100%	19	100%
	Hermiston SD 8	814	415	415	100%	399	0	0%	399	100%
	Milton-Freewater Unified SD 7	296	152	0	0%	144	0	0%	0	0%
	Pendleton SD 16	511	261	0	0%	250	250	100%	250	100%
	Pilot Rock SD 2	46	24	24	100%	22	22	100%	22	100%
	Stanfield SD 61	69	32	32	100%	37	0	0%	37	100%
	Ukiah SD 80R	3	2	0	0%	1	0	0%	0	0%
	Umatilla SD 6R	226	113	0	0%	113	0	0%	0	0%
Umatilla County Total		2117	1068	471	44%	1049	315	30%	751	72%
Union County	Cove SD 15	47	25	0	0%	22	0	0%	0	0%
	Elgin SD 23	54	26	0	0%	28	28	100%	28	100%
	Imbler SD 11	50	24	24	100%	26	0	0%	26	100%
	La Grande SD 1	300	147	147	100%	153	153	100%	153	100%
	North Powder SD 8J	48	21	0	0%	27	27	100%	27	100%
	Union SD 5	58	28	0	0%	30	0	0%	0	0%
	Union County Total		557	271	171	63%	286	208	73%	234
Wallowa County	Enterprise SD 21	75	42	0	0%	33	33	100%	33	100%
	Joseph SD 6	34	19	19	100%	15	15	100%	15	100%
	Troy SD 54	0	0	0	0%	0	0	0%	0	0%
	Wallowa SD 12	41	21	21	100%	20	0	0%	0	0%
	Wallowa County Total		150	82	40	49%	68	48	71%	48
Wasco County	Dufur SD 29	38	20	0	0%	18	0	0%	0	0%
	North Wasco County SD 21	475	223	25	11%	252	22	9%	22	9%
	South Wasco County SD 1	32	19	0	0%	13	13	100%	13	100%
	Wasco County Total		545	262	25	10%	283	35	12%	35
Washington County	Banks SD 13	175	85	0	0%	90	90	100%	90	100%
	Beaverton SD 48J	6075	3002	712	24%	3073	1088	35%	1441	47%
	Forest Grove SD 15	927	463	24	5%	464	30	6%	30	6%
	Gaston SD 511J	54	23	23	100%	31	31	100%	31	100%
	Hillsboro SD 1J	3089	1598	24	2%	1491	1491	100%	1491	100%
	Sherwood SD 88J	895	448	0	0%	447	447	100%	447	100%
	Tigard-Tualatin SD 23J	2023	1018	0	0%	1005	1005	100%	1005	100%
Washington County Total		13238	6637	783	12%	6601	4182	63%	4535	69%
Wheeler County	Fossil SD 21J	10	3	3	100%	7	7	100%	7	100%
	Mitchell SD 55	6	3	3	100%	3	3	100%	3	100%
	Spray SD 1	3	2	2	100%	1	1	100%	1	100%
	Wheeler County Total		19	8	8	100%	11	11	100%	11

Appendix G

5th & 6th Grade Enrollment and Outdoor School Participation Numbers: All Outdoor School Programs, of Any Length									Fifth OR Sixth Grade Participation, Shown as "Adjusted" 6th Grade Participation (Adjusted values in red)	
County	District	Total Enrollment	5th Grade Enrollment	5th Grade Participation	5th Grade Participation %	6th Grade Enrollment	6th Grade Participation	6th Grade Participation %	Adjusted 6th Grade Participation	Adjusted 6th Grade Participation %
Yamhill County	Amity SD 4J	130	62	62	100%	68	4	6%	68	100%
	Dayton SD 8	159	72	0	0%	87	87	100%	87	100%
	McMinnville SD 40	1032	510	100	20%	522	0	0%	102	20%
	Newberg SD 29J	791	403	379	94%	388	0	0%	365	94%
	Sheridan SD 48J	178	90	0	0%	88	85	97%	85	97%
	Willamina SD 30J	140	70	20	29%	70	20	29%	20	29%
	Yamhill-Carlton SD 1	181	81	0	0%	100	100	100%	100	100%
	Yamhill County Total		2611	1288	561	44%	1323	296	22%	827
Private Schools	Private Schools Total	5940	2949	564	19%	2991	2179	73%	2323	78%
Oregon's Schools	Total	92526	46109	8147	17.7%	46417	22868	49.3%	28193	61%

Appendix H
Outdoor School Programs:
Self-Developed, Residential, At Least Two Nights in Length

Public Schools								
County	District	School	5th Grade	6th Grade	Residential?	Provider	Other/Notes	Number of Schools
Benton	Corvallis	Wilson Elem	56		4 nights	Self	Self (Wilson Elementary)	1
Benton	Philomath	Kings Valley Charter		14	3 nights	Self	Self (Kings Valley Charter)	1
Benton	Philomath	Philomath Middle		100	4 nights	Self / OSU	Self (Philomath Middle) w/ support from OSU Education Dept	1
Clackamas	Gladstone	Walter L. Kraxberger Middle		162	4 nights	Self	Self (Kraxberger Middle School)	1
Clackamas	Molalla River	Molalla River Academy		23	2 nights	Self	Self (Molalla River Academy)	1
Clackamas	Oregon City	Springwater Environmental Sciences		22	4 nights	Self	Self (Springwater Environmental Sciences)	1
Clackamas	West-Linn / Wilsonville	Athey Creek Middle		200	3 nights	Self	Self (Athey Creek Middle)	1
Clackamas	West-Linn / Wilsonville	Inza R Wood Middle		197	3 nights	Self	Self (Inza R Wood Middle)	1
Clackamas	West-Linn / Wilsonville	Three Rivers Charter School		21	4 nights	Self	Self (Three Rivers Charter School)	1
Columbia	Vernonia	Vernonia Middle		46	3 nights	Self	Self (Vernonia Middle)	1
Crook	Crook County	Crook County Middle, Paulina School, Powell Butte Community Charter		223	4 nights	Self	Self (Crook County School District)	3
Deschutes	Bend-La Pine	REALMS (Rimrock Expeditionary Alternative Learning Middle School)		46	3 nights	Self	Self (REALMS)	1
Deschutes	Bend-La Pine	Westside Village Magnet At Kingston Elementary School	32	38	2 nights	Self	Self (Westside Village Magnet At Kingston Elementary School)	1
Deschutes	Redmond	Tumalo Community School		32	2 nights	Self	Self (Tumalo Community School)	1
Deschutes	Sisters	Sisters Middle		93	2 nights	Self	Self (Sisters Middle)	1
Douglas	Douglas SD 15	Days Creek Charter School		11	3 nights	Self	Self (Days Creek Charter School)	1
Douglas	South Umpqua	Canyonville School	14		2 nights	Self	Self (Canyonville School)	1
Harney	Suntex	Suntex Elem	1	2	2 nights	Self	Self (Suntex Elementary)	1
Hood River	Hood River County	Hood River Middle, WyEast Middle		315	2 nights	Self	Self (Hood River Middle & WyEast Middle)	2
Jackson	Central Point	Jewett Elem	95		2 nights	Self	Self (Jewett Elementary)	1
Jackson	Eagle Point	Eagle Rock Elem	50		2 nights	Self	Self (Eagle Rock Elementary)	1
Jackson	Medford	Wilson Elem		80	2 nights	Self	Self (Wilson Elementary)	1
Jackson	Phoenix-Talent	Orchard Hill Elem	60		2 nights	Self	Self (Orchard Hill Elementary)	1
Jackson	Phoenix-Talent	Phoenix Elem	72		2 nights	Self	Self (Phoenix Elementary)	1
Jackson	Pinehurst	Pinehurst Elem	2	6	4 nights	Self w/	Self (Pinehurst Elementary) w/ support from local retired science teachers	1
Klamath	Klamath Falls City	Fairview Elem		46	2 nights	Self	Self (Fairview Elementary)	1
Lake	Adel	Adel Elementary	2	2	4 nights	Self	Self (Adel Elementary)	1
Lake	North Lake	North Lake School	18		3 nights	Self	Self (North Lake School)	1

Appendix H
Outdoor School Programs:
Self-Developed, Residential, At Least Two Nights in Length

Public Schools								
County	District	School	5th Grade	6th Grade	Residential?	Provider	Other/Notes	Number of Schools
Lane	Eugene	Cesar E Chavez Elem	67		2 nights	Self	Self (Cesar E Chavez Elem)	1
Lane	Eugene	Corridor Alternative	49		2 nights	Self	Self (Corridor Alternative)	1
Lane	Eugene	Family School	31		2 nights	Self	Self (Family School)	1
Lane	Eugene	Twin Oaks Elem	39		2 nights	Self	Self (Twin Oaks Elem)	1
Lane	Fern Ridge	Elmira Elem, Veneta Elem	98		3 nights	Self	Self (Veneta Elem + Elmira Elem)	2
Lane	Mapleton	Mapleton Elem	14	12	3 nights	Self	Self (Mapleton Elementary)	1
Lane	Oakridge	Oakridge Elem		38	2 nights	Self w/	Self (Oakridge Elementary) w/ support from local forest service / fish hatchery	1
Lane	South Lane	Dorena School, Latham Elem, London School	51		2 nights	Self	Self (Dorena School, Latham Elem, London School)	3
Lane	South Lane	Harrison Elem	63		3 nights	Self	Self (Harrison Elementary)	1
Lane	Springfield	Thurston Middle		187	2 nights	Self	Self (Thurston Middle)	1
Linn	Central Linn	Central Linn Elementary		59	3 nights	Self	Self (Central Linn Elementary)	1
Linn	Lebanon Community	Sand Ridge Charter School		40	2 nights	Self	Self (Sand Ridge Charter School)	1
Linn	Scio	Lourdes School	1	9	2 nights	Self w/	Self (Lourdes School) w/ support from local forest service	1
Linn	Sweet Home	Foster Elem	44	36	3 nights	Self	Self (Foster Elementary)	1
Malheur	Harper	Harper Charter School	6	6	3 nights	Self	Self (Harper Charter School)	1
Marion	Cascade	Cascade Jr High		170	4 nights	Self	Self (Cascade Junior High)	1
Marion	No. Santiam	Stayton Middle		120	4 nights	Self	Self (Stayton Middle)	1
Marion	Salem-Keizer	Brush College Elem	87		2 nights	Self	Self (Brush College Elementary)	1
Marion	Salem-Keizer	Clear Lake Elem	80		2 nights	Self	Self (Clear Lake Elementary)	1
Marion	Salem-Keizer	Cummings Elem	78		2 nights	Self	Self (Cummings Elementary)	1
Marion	Salem-Keizer	Gubser Elem	90		2 nights	Self	Self (Gubser Elementary)	1
Marion	Salem-Keizer	Harritt Elem	49		2 nights	Self	Self (Harritt Elementary)	1
Marion	Salem-Keizer	Hoover Elem	82		2 nights	Self w/	Self (Hoover Elementary) w/ Canyonview Silverton	1
Marion	Salem-Keizer	Miller Elem	80		2 nights	Self	Self (Miller Elementary)	1
Marion	Salem-Keizer	Swegle Elem	95		2 nights	Self	Self (Swegle Elementary)	1
Marion	Salem-Keizer	Yoshikai Elem	71		2 nights	Self	Self (Yoshikai Elementary)	1
Marion	Silver Falls	Bethany Charter School	16	13	2 nights	Self	Self (Bethany Charter School)	1
Marion	Silver Falls	Robert Frost Elem		140	2 nights	Self	Self (Robert Frost Elementary)	1
Marion	Silver Falls	Victor Point Elem	22	19	2 nights	Self	Self (Victor Point Elementary)	1
Morrow	Ione	Ione Community Charter School		12	4 nights	Self w/	Self (Ione Community Charter School) w/ support from local forest service	1
Morrow	Morrow	Heppner Elem		28	3 nights	Self w/	Self (Heppner Elementary) w/ support from local forest service	1
Multnomah	Portland	Hayhurst Elem		30	5 nights	Self	Self (Hayhurst Elementary)	1

Appendix H
Outdoor School Programs:
Self-Developed, Residential, At Least Two Nights in Length

Public Schools								
County	District	School	5th Grade	6th Grade	Residential?	Provider	Other/Notes	Number of Schools
Multnomah	Portland	Scott Elem	55		2 nights	Self	Self (Scott Elementary)	1
Sherman	Sherman	Sherman Elem		15	3 nights	Self	Self (Sherman Elementary)	1
Umatilla	Helix	Helix School		19	3 nights	Self	Self (Helix School & Pilot Rock Elementary)	1
Umatilla	Pendleton	Sunridge Middle		250	3 nights	Self	Self (Sunridge Middle School)	1
Umatilla	Pilot Rock	Pilot Rock Elementary	24	22	2 nights	Self	Self (Pilot Rock Elementary)	1
Umatilla	Pilot Rock	Pilot Rock Elementary		(same 22 sixth graders as listed above)	3 nights	Self	Self (Helix School & Pilot Rock Elementary)	(both schools already counted)
Umatilla	Stanfield	Stanfield Elem	32		2 nights	Self	Self (Stanfield Elementary)	1
Union	Elgin	Stella Mayfield Elem		28	2 nights	Self	Self (Stella Mayfield Elementary)	1
Wasco	North Wasco Co.	Mosier Community School	25	22	2 nights	Self w/	Self (Mosier Community School) w/ support from Cascadia	1
Washington	Beaverton	Vose Elem	105		2 nights	Self		1
Wheeler	Spray	Spray School	2	1	2 nights	Self	Self (Spray School)	1
Yamhill	Amity	Amity Elem	60		3 nights	Self	Self (Amity Elementary)	1
Yamhill	McMinnville	Columbus Elem	100		2 nights	Self	Self (Columbus Elementary)	1
Yamhill	Newberg	Antonia Crater Elem	78		2 nights	Self w/	Self (Antonia Crater Elem) w/ support from Twin Rocks Camp	1
Yamhill	Newberg	Joan Austin Elem	60		2 nights	Self	Self (Joan Austin Elem)	1
Yamhill	Newberg	Mabel Rush Elem	110		2 nights	Self	Self (Mabel Rush Elem)	1
		Public School Total	2266	2955				81

Private Schools								
County	City	School	5th Grade	6th Grade	Residential?	Provider	Other/Notes	Number of Schools
Baker	Baker	Baker Valley SDA School	2	1	2 nights	Self	Self (Baker Valley SDA School)	1
Benton	Corvallis	Corvallis Waldorf School	13	19	2 nights	Self	Self (Corvallis Waldorf School)	1
Benton	Corvallis	Santiam Christian School	0	42	3 nights	Self	Self (Santiam Christian School)	1
Clackamas	Boring	Hood View Jr. Academy	0	7	5 nights	Self w/	Self (Hood View Jr. Academy) w/ support from Rosario Beach	1
Clackamas	Gladstone	Rivergate Adventist Elementary School	0	10	2 nights	Self	Self (Rivergate Adventist Elementary School / Western Oregon Conference of Seventh Day Adventists)	1
Clackamas	Tualatin	Arbor School Of Arts & Science		18	2 nights	Self	Self (Arbor School Of Arts & Science)	1
Coos	Bandon	Bandon Pacific Christian School	0	3	2 nights	Self	Self (Bandon Pacific Christian School)	1
Deschutes	Bend	Cascades Academy of Central Oregon		20	4 nights	Self	Self (Cascades Academy of Central Oregon)	1

Appendix H
Outdoor School Programs:
Self-Developed, Residential, At Least Two Nights in Length

Private Schools								
County	City	School	5th Grade	6th Grade	Residential?	Provider	Other/Notes	Number of Schools
Deschutes	Redmond	Central Christian School	22	23	3 nights	Self	Self (Central Christian School)	1
Jackson	Medford	Sacred Heart Catholic School	0	20	2 nights	Self	Self (Sacred Heart Catholic School)	1
Klamath	Klamath Falls	Hosanna Christian School	0	19	4 nights	Self	Self (Hosanna Christian School)	1
Klamath	Klamath Falls	The Triad School	7	0	4 nights	Self	Self (The Triad School)	1
Lane	Eugene	Lifegate Christian School	0	2	2 nights	Self	Self (Lifegate Christian School)	1
Lane	Eugene	St. Paul Parish School	0	30	4 nights	Self	Self (St. Paul Parish School)	1
Lane	Eugene	Willamette Christian School (Lane County)	25	24	3 nights	Self	Self (Willamette Christian School)	1
Lane	Springfield	McKenzie River Christian School	3	0	2 nights	Self	Self (McKenzie River Christian School)	1
Linn	Lebanon	East Linn Christian Academy	0	16	2 nights	Self	Self (East Linn Christian Academy)	1
Linn	Lebanon	Sandridge Academy	0	40	2 nights	Self	Self (Sandridge Academy)	1
Linn	Tangent	Central Valley Christian School	0	9	2 nights	Self	Self (Central Valley Christian School)	1
Multnomah	Portland	City Christian School	0	19	2 nights	Self	Self (City Christian School)	1
Multnomah	Portland	Franciscan Montessori Earth School	30	30	2 nights	Self	Self (Franciscan Montessori Earth School)	1
Multnomah	Portland	Portland Jewish Academy		16	4 nights	Self	Self (Portland Jewish Academy)	1
Tillamook	Neskowin	Neskowin Valley School	0	2	4 nights	Self	Self (Neskowin Valley School)	1
Washington	Aloha	Life Christian School	0	22	2 nights	Self	Self (Life Christian School)	1
Washington	Beaverton	Living Wisdom School	3	1	2 nights	Self	Self (Living Wisdom School)	1
Washington	Forest Grove	Visitation Catholic School	15	15	4 nights	Self	Self (Archdiocese of Portland)	1
Washington	Portland	Catlin Gabel School	0	60	4 nights	Self	Self (Catlin Gabel School)	1
Washington	Tualatin	Horizon Christian Elementary & Middle School	0	44	3 nights	Self w/	Self (Horizon Christian Elementary & Middle School) w/ support from Twin Rocks Camp	1
Yamhill	Newberg	C.S. Lewis Academy		9	4 nights	Self	Self (C.S. Lewis Academy)	1
Private School Total			120	521				29
State Total			2386	3476				110