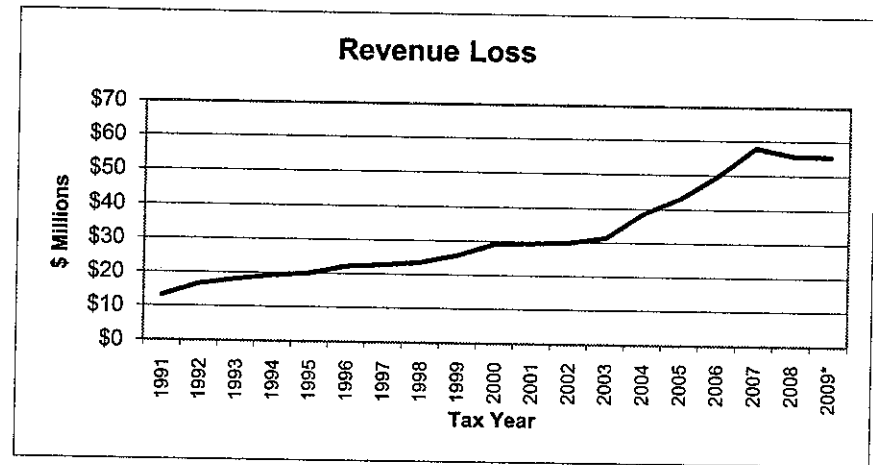
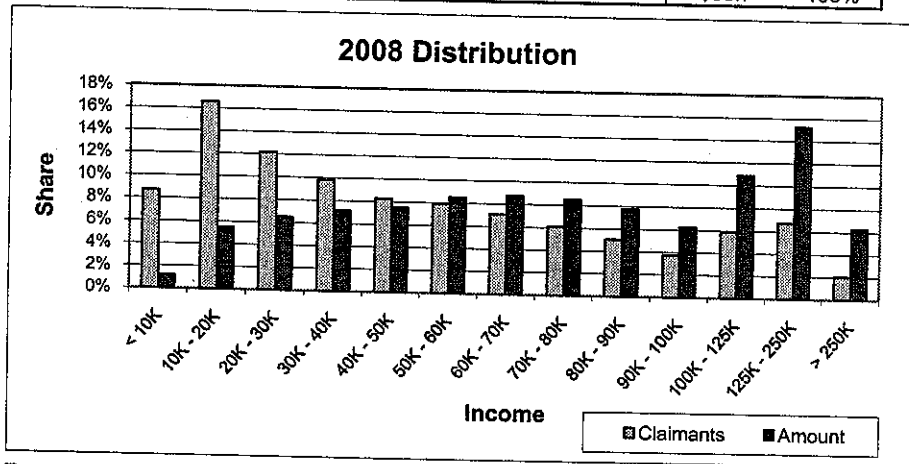
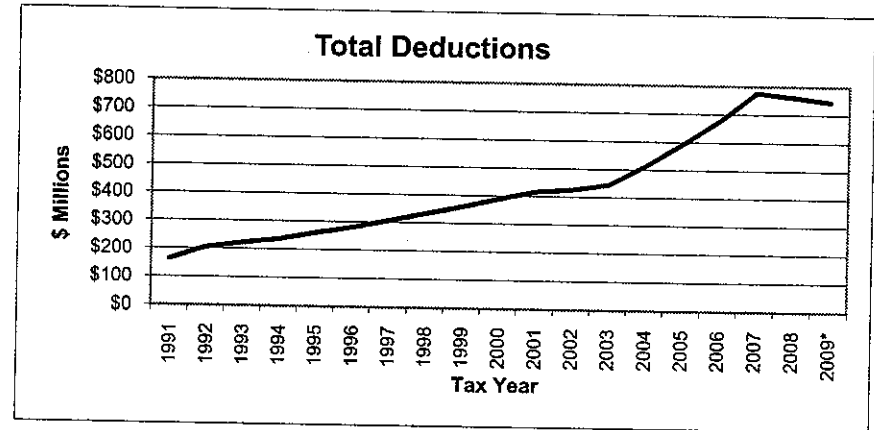


Additional Medical Deduction for Elderly

| Tax Year 2008 Full-Year Returns | | | | | | |
|---------------------------------|----------------|-------------|----------------|-------------|----------------|-------------|
| Income | Claimants | | Amount | | Tax Impact | |
| | Number | Share | \$M | Share | \$M | Share |
| < 10K | 19,665 | 9% | \$9.1 | 1% | -\$0.1 | 0% |
| 10K - 20K | 37,519 | 17% | \$41.6 | 5% | -\$1.4 | 2% |
| 20K - 30K | 27,520 | 12% | \$49.5 | 7% | -\$2.5 | 4% |
| 30K - 40K | 22,152 | 10% | \$54.3 | 7% | -\$3.3 | 6% |
| 40K - 50K | 18,724 | 8% | \$57.2 | 8% | -\$3.8 | 7% |
| 50K - 60K | 17,924 | 8% | \$64.7 | 9% | -\$4.6 | 8% |
| 60K - 70K | 16,031 | 7% | \$66.5 | 9% | -\$4.9 | 9% |
| 70K - 80K | 13,807 | 6% | \$64.6 | 8% | -\$5.0 | 9% |
| 80K - 90K | 11,431 | 5% | \$59.2 | 8% | -\$4.8 | 9% |
| 90K - 100K | 8,532 | 4% | \$47.5 | 6% | -\$3.9 | 7% |
| 100K - 125K | 13,315 | 6% | \$82.5 | 11% | -\$7.0 | 13% |
| 125K - 250K | 15,268 | 7% | \$115.9 | 15% | -\$8.3 | 15% |
| > 250K | 4,644 | 2% | \$47.7 | 6% | -\$6.2 | 11% |
| Total | 226,532 | 100% | \$760.5 | 100% | -\$55.7 | 100% |



* Tax year 2009 is a projection based on tax returns received through August 2010.

MEASURE: HB 2597
 EXHIBIT: D
 HOUSE REVENUE COMMITTEE
 DATE: 3/18/2011 PAGES: 1
 SUBMITTED BY: CHALS
ALLANACH