

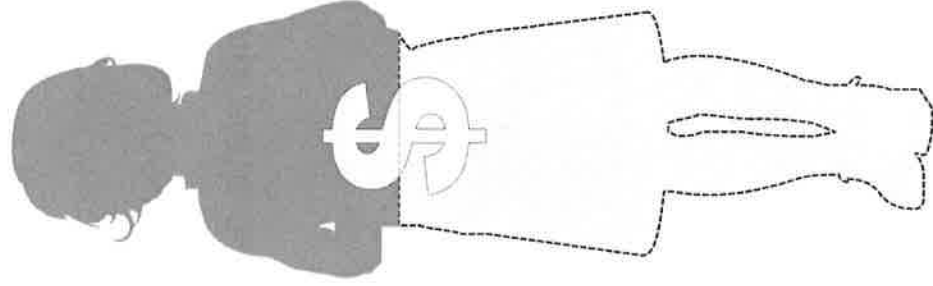


CHARTER SCHOOL FUNDING INEQUITY IN OREGON

Testimony for the House Revenue Committee

March 16, 2011

Presented by Vanessa Wilkins, Seed Strategies, LLC



MEASURE: HB 3347
EXHIBIT: B
HOUSE REVENUE COMMITTEE
DATE: 3/16/2011 PAGES: 12
SUBMITTED BY: VANESSA WILKINS

seed

HOW MUCH PUBLIC FUNDING PER STUDENT DO CHARTERS RECEIVE COMPARED TO DISTRICTS?

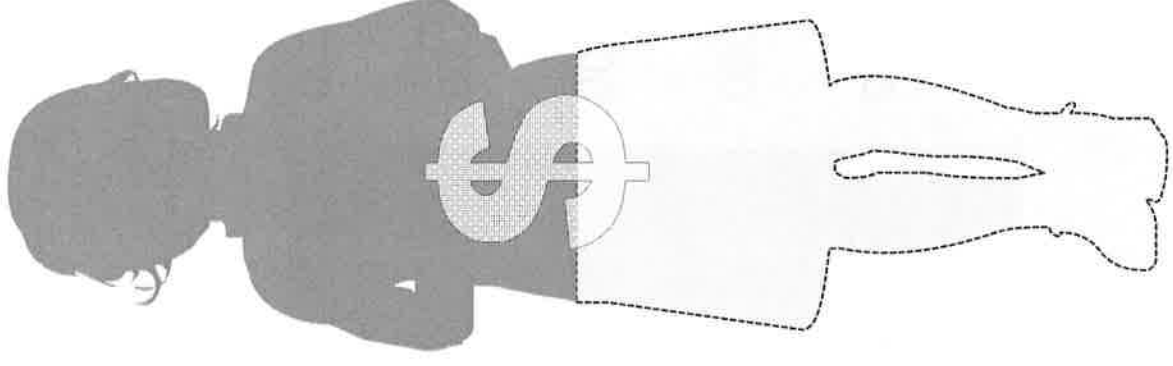
About the data

- Oregon Dept. of Education
- 2008/2009 school year
- No private donations
- No start-up grants
- Fall enrollment
- 192/197 districts


THE RESULTS ARE SHOCKING

Charters educate more than 2.7% of Oregon's public school students, but receive only 1.5% of the funding.


On average in Oregon, charter school students receive 55% of the funding of their district counterparts




CHARTERS RECEIVE \$4,591 LESS PER STUDENT



SURPRISINGLY, FACILITIES MAKE UP ONLY A SMALL PART OF THE DIFFERENCE




FUNDING IS HIGHLY VARIABLE BY DISTRICT, BUT MOST DISTRICTS FALL BETWEEN 40% AND 60%




Revenue Per Charter Student as a percentage of District Student Revenue

SMALL DISTRICTS THAT CONVERT TO CHARTERS FARE BETTER

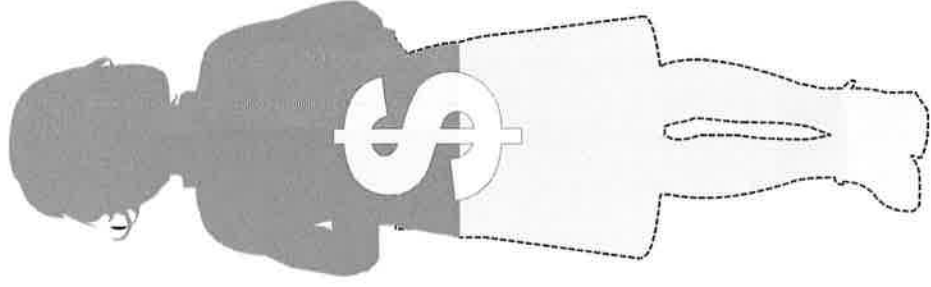


Revenue Per Charter Student as a percentage of District Student Revenue

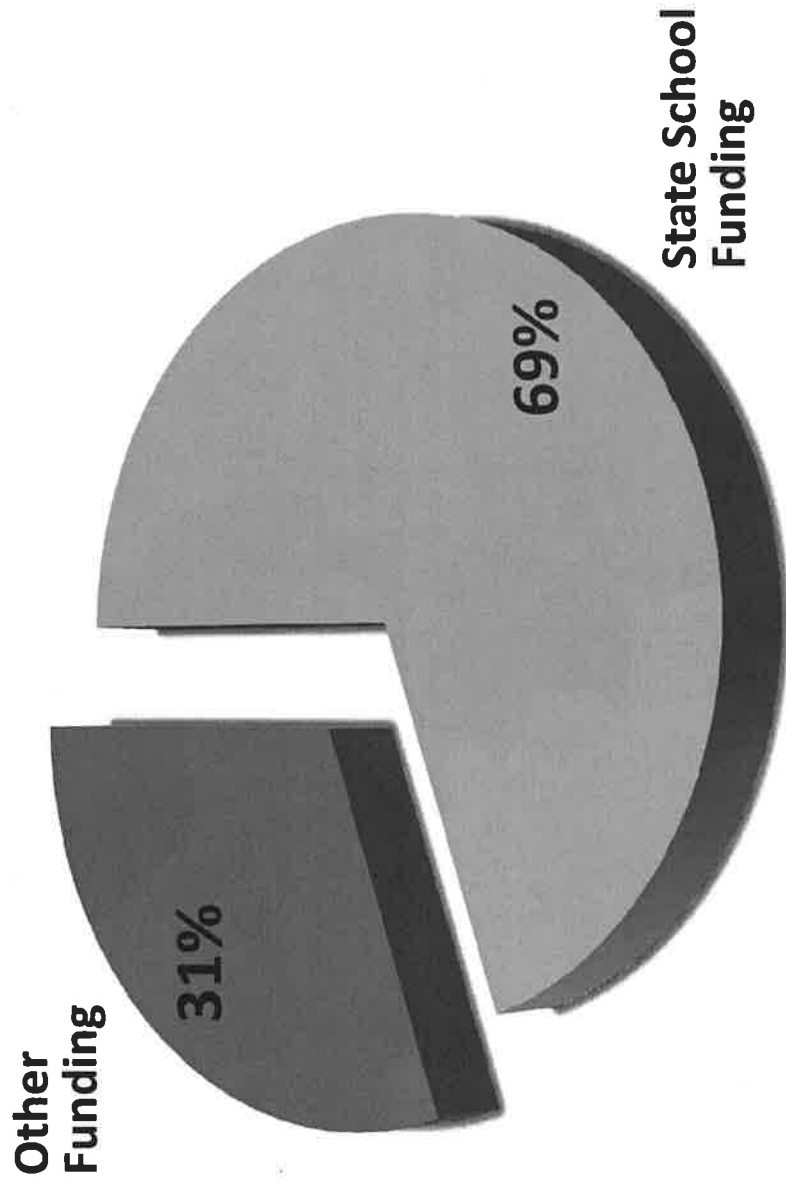
SEGMENTING THESE OUT SHOWS THE PROBLEM IS EVEN WORSE FOR MOST CHARTER SCHOOLS




LEAVING CHARTER SCHOOL STUDENTS IN LARGER DISTRICTS LESS THAN HALF (49%) THEIR DISTRICT COUNTERPARTS



DISTRICTS HAVE ACCESS TO PUBLIC RESOURCES NOT AVAILABLE TO CHARTERS



SOME FUNDING IS STILL BASED ON HEADCOUNT THAT INCLUDES CHARTERS




Other Funding

Federal Title Programs	11%
Revenue from Debt Service	9%
Local and Other	6%
School Improvement Fund	2%
State Fiscal Stabilization Fund	2%
School Day Restoration Fund	1%

AND, ONLY 9% IS FACILITIES

HB3397 WOULD MANDATE CHARTERS RECEIVE 95% OF ALL FUNDING BASED ON HEADCOUNT



Leveling the playing field for ALL public students